



SMALL AND HOUSEHOLD MANUFACTURING INDUSTRIES



2015



Government of Pakistan
Ministry of Planning Development & Special Initiatives
Pakistan Bureau of Statistics

E-mail : pbs@pbs.gov.pk

Website: <http://www.pbs.gov.pk>

Small and Household Manufacturing Industries Survey (SHMI) 2015

PAKISTAN BUREAU OF STATISTICS
MINISTRY OF PLANNING, DEVELOPMENT & SPECIAL INITIATIVES
GOVERNMENT OF PAKISTAN
ISLAMABAD
www.pbs.gov.pk

Dr.Naeem uz Zafar

Chief Statistician
Pakistan Bureau of Statistics
Government of Pakistan

Tel: 051-9106515
Fax: 051-9106561
Statistics House
21- Mauve Area, G-9/1, Islamabad

S. Ejaz Ali Shah Wasti

Member National Accounts
Pakistan Bureau of Statistics
Government of Pakistan

Tel: 051-9106516
Fax: 051-9106577

Statistics House
21- Mauve Area, G-9/1, Islamabad

Foreword

The survey on Small and Household Manufacturing Industries (SHMI) is one of the most important surveys conducted on economic activities due to its sizeable contribution to GDP and its usefulness in determining the numerical configuration of the national economy. This sector of economy has the advantage of creating more job opportunities for relatively low investment compared to large scale manufacturing industries (LSM).

The SHMI Sector has been ignored since long and the data in this regard is always missing. Small and Medium Enterprises Development Authority (SMEDA) is the premier institution of the Government of Pakistan, conducting sector wise studies and analysis for their development strategies. However, SMEDA is facing challenges to get the reliable data for addressing the development and policy making issues in SME sector.

SHMI 2015 report covers small scale industrial establishments and household manufacturing units in Pakistan which are engaged in various types of manufacturing activities, and provides data on variables of significant economic importance such as employment, employment cost, and gross value added etc. This document also provides data for sampled industry by type of manufacturing activities at 5 level PISIC. The main findings are related to the structural changes in key variables such as employment by gender, employment cost, industrial cost, value addition, working capital and indirect taxes etc.

I owe special gratitude and appreciation to Dr. Bahrawar Jan, DDG (Industry), Mr. Rizwan Bashir, Director (Industry) and Mr. Mahmood Ahmad Qureshi, CSO (SHMI) and his team for the diligent efforts for compilation of the SHMI Report.

Efforts have been made to make this report comprehensive, informative and useful for administrators, researchers, policy makers, and those who are interested in determining the numerical configuration of the national economy and other users.

Suggestions for further improvement are welcomed and will be appreciated.

Dr. Naeem-uz-Zafar
Chief Statistician

Pakistan Bureau of Statistics
Ministry of Planning Development & Special Initiatives
Government of Pakistan, 2021

Preface

Small and Household Manufacturing Industries (SHMI) Survey is conducted by Pakistan Bureau of Statistics for the base year 2015. It provides data on small scale industrial establishments and household manufacturing units in Pakistan at National level with urban and rural breakdown with reference period from January to December, 2015. This survey is sixth in the series; the last report was published in 1996, whereas 2006-07 survey report was used internally. The survey includes updated information and small industries progress of the last 10 years.

I am indebted to SHMI section, specially developed for the purpose under the supervision of Dr. Bahrawar Jan, DDG (NA) for his hard work that made it possible to finalize and publish SHMI survey results. I also appreciate the active participation of Mr. Rizwan Bashir, Director (Industry) and Mr. Mahmood Ahmad Qureshi, CSO (SHMI) and his team, whose efforts are commendable to salvage the project and to prepare this report which remained in progress even during COVID 19 pandemic. Moreover, dedication of Data Processing Center team especially Mr. Muhammad Ehtesham, Director and Raja Aurangzeb Khan, DPA is highly appreciated for data processing and table generation. I would also offer my gratitude to the field force of PBS for their contribution as well as the thousands of respondents for their cooperation, without them this work would have not been realized.

The data and summary statistics of SHMI 2015 Survey were vetted on October 8, 2020 by special technical committee constituted to evaluate all rebasing surveys/studies. I would like to acknowledge the special technical committee for their valuable comments and suggestions. It is, however added that considerable time has been consumed in finalizing the report due to poor response from the establishments, conduct of 6th population and housing census 2017 which put other activities on hold and delayed in compilation and processing through various technical committees.

I hope, the survey will meet the expectations of policy makers, economists and researchers and data users will find this report useful. Further, any comments and suggestions for improvement will be highly appreciated.

S. Ejaz Wasti
Member National Accounts

Pakistan Bureau of Statistics
Ministry of Planning, Development & Special Initiatives,
Government of Pakistan, 2021

Genesis of the Report

The compilation of Small and Household Manufacturing Industries (SHMI) 2015 report owes to the efforts of the following staff of Pakistan Bureau of Statistics:

Compilation of SHMI Report 2015

Dr. Bahrawar Jan, DDG

Mr. Rizwan Bashir, Director- I (2019-20)

Ms. Rizwana Siddique, Director-II (2014-19)

Mr. Mahmood Ahmad Qureshi, Chief Statistical Officer (2019-20)

Mrs. Azra Parveen, Chief Statistical Officer (2016-18)

Ms. Hina javed, Statistical Assistant

Ms. Hafsa Batool, Statistical Assistant

Ms. Sajida Kausar, Statistical Assistant

Ms. Neelam Siddique, Statistical Assistant

Mr. Muhammad.Ali, Statistical Assistant

Mr.Hafiz Muhammad Rashid Qasmi, Statistical Assistant

Mr Muhammad Shakeel Khan, Statistical Assistant

Data Processing Centre, Islamabad

Mr. Sarwar Gondal, Member, Support Services

Mr. Muhammad Ehtesham, Director

Mr. Raja Aurangzaib Khan, DPA

Sample Design Section

Mrs. Rabia Awan, Director

Mr. Muhammad Wasim, SO

Field Operation Section

Mr. Manwar Ali Gangaro, Director

Abbreviations

PSUS	Primary Sampling Units
PBS	Pakistan Bureau of Statistics
PSIC	Pakistan Standard Industrial Classification
SMEDA	Small and Medium Enterprises Development Authority
SHMI	Small and House Hold Manufacturing Industries
CPC	Central Product Classification
GDP	Gross Domestic Product
GFCF	Gross Fixed Capital Formation
GVA	Gross Value Added
GST	General Sales Tax
SRC	Self-Representing Cities
VAT	Value Added Tax
LSMI	Large Scale Manufacturing Industries
AJK	Azad Jammu and Kashmir
FATA	Federally Administered Tribal Areas
GB	Gligit Baltistan
PSIC	Pakistan Standard Industrial Classification (Psic 2007)
SSUS	Secondary Sampling Units

Table of Contents

EXECUTIVE SUMMARY.....	11
CHAPTER-1: METHODOLOGY	13
1.1 OBJECTIVES:.....	13
1.2 SCOPE AND COVERAGE	13
1.3 SAMPLING FRAME AND SAMPLE DESIGN	14
1.4 REFERENCE PERIOD.....	16
1.5 METHODOLOGY FOR FIELD OPERATION	16
1.6 DATA PROCESSING.....	17
CHAPTER-2: CONCEPTS AND DEFINITIONS.....	18
2.1. MANUFACTURING ACTIVITY	18
2.2. INDUSTRIAL CLASSIFICATION OF MANUFACTURING UNITS.....	18
2.3. MANUFACTURING HOUSEHOLD UNIT.....	18
2.4. SMALL MANUFACTURING ESTABLISHMENT	18
2.5. INPUT	19
2.6. OUTPUT.....	19
2.7. EMPLOYMENT STATUS AND EMPLOYMENT COST	20
2.8. TAXES.....	20
2.9. VALUE OF PRODUCTION.....	20
2.10. INDUSTRIAL COST	21
2.11. NON INDUSTRIAL RECEIPTS	21
2.12. NON- INDUSTRIAL COST	21
2.13. CONTRIBUTION TO GDP.....	21
2.14. FIXED ASSETS	21
2.15. GROSS FIXED CAPITAL FORMATION (GFCF):.....	221

CHAPTER-3: SUMMARY OF MAIN FINDINGS	23
3.1- NUMBER OF ESTABLISHMENTS.....	23
3.2- COMPARISON OF SHMI SURVEYS	24
3.3 TYPE OF OWNERSHIP	25
3.4-SEASONALITY.....	26
3.5- EMPLOYMENT AND EMPLOYMENT SIZE	26
3.6- EMPLOYMENT BY GENDER.....	27
3.7- EMPLOYMENT STATUS.....	28
3.8- MAJOR INDUSTRIES BY NUMBER OF PERSONS ENGAGED	29
3.9- EMPLOYMENT COST.....	30
3.10- EMPLOYMENT COST BY TYPE OF ESTABLISHMENT	32
3.11- WORK DONE FOR OTHERS.....	32
3.12- PRODUCTION STATISTICS	33
3.13- INPUT-OUTPUT RATIO	34
3.14- NON-INDUSTRIAL COST.....	35
3.15- NON-INDUSTRIAL RECEIPTS	36
3.16- TAXES.....	36
3.17- GROSS FIXED CAPITAL FORMATION (GFCF).....	37
3.18- CONTRIBUTION TO GDP	38
3.18- CONTRIBUTION TO GDP	38
3.19 LIMITATIONS OF SHMI SURVEY.....	40
3.20 SHMI QUESTIONNAIRE 2015.....	41
3.21 PAKISTAN STANDARD INDUSTRIAL CLASSIFICATION (PSIC REV.4 2010) -	45

List of Tables

TABLE NO1.1 - PROFILE OF PSUs FOR SHMI SURVEY – 2015	15
TABLE NO1.2 - PROFILE OF DROPPED SAMPLE AREAS (PSUs) AND SAMPLE MANUFACTURING UNITS (SSUs).....	15
TABLE NO3.1 - PROVINCE WISE DISTRIBUTION OF MANUFACTURING UNIT BY TYPE TABLE NO	23
TABLE NO3.2 - COMPARISON OF SHMI SURVEY 2015 WITH 2006-07 & 1996-97	24
TABLE NO3.3 - DISTRIBUTION OF MANUFACTURING UNITS BY TYPE OF OWNERSHIP AND PROVINCE.....	25
TABLE NO3.4-PROVINCE WISE DISTRIBUTIONS OF MANUFACTURING UNITS BY SEASONALITY.....	26
TABLE NO3.5 -PROVINCE WISE DISTRIBUTION OF PERSONS ENGAGED BY TYPE OF ESTABLISHMENT	27
TABLE NO3.6 -DISTRIBUTION OF EMPLOYMENT BY GENDER.....	28
TABLE NO3.7 -DISTRIBUTION OF EMPLOYEES BY EMPLOYMENT STATUS.....	29
TABLE NO3.8 -PERSONS ENGAGED IN TOP TEN MANUFACTURING INDUSTRIES.....	30
TABLE NO3.9 - PROVINCE WISE DISTRIBUTION OF EMPLOYEES BY EMPLOYMENT COST.....	31
TABLE NO3.10 -PROVINCE WISE DISTRIBUTION OF ANNUAL EMPLOYMENT COST BY TYPE OF ESTABLISHMENT	32
TABLE NO3.11-TOTAL PRODUCTIONS BY TYPE OF ESTABLISHMENTS & WORK DONE FOR OTHERS.....	33
TABLE NO3.12-PRODUCTION STATISTICS OF MAJOR INDUSTRIES.....	34
TABLE NO3.13-VALUE OF OUTPUT BY MAJOR INDUSTRIES.....	35
TABLE NO3.14 - NON-INDUSTRIAL COSTS OF LARGER INDUSTRIES IN DESCENDING ORDER.....	36
TABLE NO3.15-NON-INDUSTRIAL RECEIPTS OF TEN MAJOR INDUSTRIES.....	37
TABLE NO3.16- TOTAL TAX PAID FROM ALL SOURCES IN SMALL AND HOUSEHOLD ESTABLISHMENT	38
TABLE NO3.17-FIXED ASSETS FORMATION BY MAJOR INDUSTRIES.....	39
TABLE NO3.18- CONTRIBUTION TO GDP BY MAJOR INDUSTRIES.....	40

Annexures

<i>TABLE NO 1-SUMMARY STATISTICS BY MAJOR INDUSTRIAL GROUPS.....</i>	<i>54</i>
<i>TABLE NO 2-NUMBER OF PERSONS ENGAGED BY TYPE OF EMPLOYMENT,SEX AND INDUSTRY MAJOR GROUPS.....</i>	<i>102</i>
<i>TABLE NO 3-EMPLOYMENT AND EMPLOYMENT COST BY MAJOR INDUSTRIAL GROUPS.....</i>	<i>170</i>
<i>TABLE NO 4-VALUE OF PRODUCTION & INDUSTTIAL RECEIPT BY MAJOR INDUSTRIAL GROUPS.....</i>	<i>224</i>
<i>TABLE NO 5-NON INDUSTTIAL RECEIPT BY MAJOR INDUSTRIAL GROUPS.....</i>	<i>278</i>
<i>TABLE NO 6-INDUSTRIAL COST BY MAJOR INDUSTRIAL GROUPS.....</i>	<i>316</i>
<i>TABLE NO 7-NON INDUSTRIAL COST BY MAJOR INDUSTRIAL GROUPS.....</i>	<i>339</i>
<i>TABLE NO 8-TAXES BY MAJOR INDUSTRIAL GROUPS.....</i>	<i>356</i>
<i>TABLE NO 9-GROSS FIXED CAPITAL FORMATION BY TYPE OF ASSETS INDUSTRY BY MAJOR INDUSTRIAL GROUPS.....</i>	<i>378</i>
<i>TABLE NO 10- VALUE ADDED STATISTICS BY MAJOR INDUSTRIAL GROUPS.....</i>	<i>450</i>
<i>Table No 11-OUTPUT FROM OTHER ACTIVITY.....</i>	<i>504</i>

Executive Summary

Small and Household Manufacturing Industries (SHMI) has an important role in the National economy due to its significant contribution to GDP and employment. SHMI sector requires relatively small investment in machinery and equipment to create more job opportunities as compared to Large scale Manufacturing (LSM). SHMI focuses on the production and investment behavior of small and household manufacturing industries employing less than 10 employees. Data on the SHMI sector is important for administrators, manufacturers, researchers and policy makers.

Pakistan Bureau of Statistics (PBS) conducted first survey on SHMI in 1976-77 in urban areas of Pakistan only. However, in second, third, fourth and fifth rounds both rural and urban areas of Pakistan were covered, and these surveys were conducted in the years 1983-84, 1987-88, 1996-97 and 2006-07, respectively. The present survey is the sixth in the series with the reference Year of 2015.

Scope and Coverage:

SHMI Survey was conducted in the randomly selected urban and rural areas of the four provinces of Pakistan. Therefore, erstwhile FATA, AJK and Gilgit Baltistan were excluded from the scope of the survey. As such this survey is nationally representative however, enumeration was not undertaken in the military restricted areas.

Summary Statistics:

In the SHMI 2015, a total of 1,242,124 establishments were estimated in Pakistan with 195,189 in rural and 1,046,935 in urban areas. Out of total units, 787,964 (63.4%) were household manufacturing units while 454,160(36.6%) were small manufacturing establishments. Persons employed in SHMI were estimated as 2,695,130 workers throughout the country.

Table 1: Summary Statistics

Sr.	Description	Unit	Total	Rural	Urban
1	Total No. of Person Engaged	No.	2,695,130	453,487	2,241,643
2	Paid Employment	No.	580,731	140,671	440,060
3	Employment Cost	Million	74,647	14,967	59,680
4	Industrial Cost	Million	358,498	114,441	244,057
5	Value of Production	Million	859,265	258,729	600,537
6	GFCF	Million	81,984	17,027	64,956
7	Non Industrial Cost	Million	25,645	6,914	18,731
8	Non Industrial Receipt	Million	1,137	107	1,030
9	Contribution to GDP (Producer Price)	Million	476,260	137,481	338,779

Value Added Share of SHMI Survey:

The contribution to GDP (producers value) recorded in SHMI 2015 is Rs.476, 132 million, which was recorded as Rs.104, 332 million in SHMI 2006-07. This indicates a fourfold increase over eight and half years. Similarly, estimated value added based on survey depicts an increase of 22% (rebasing impact) when compared with the Published figure of National Accounts, PBS which is to the tune of Rs. 390.1 billion for the same period. This increase could also be attributed to better coverage of this sector.

Table 2: Gross Value Added of SHMI **(in million Rs)**

Sr.	Item SHMI	2006-07 Survey	2015 Published	2015 Survey
1	Value of Products & by-products at Producers' Price	230,575		859,266
2	Industrial Cost	121,723		358,498
	Non-Industrial Cost	7,165		25,645
	Non-Industrial Receipts	2,825		1,137
3	Non-Industrial Cost - Non-Industrial Receipts	4,340		24,508
4	Gross Value Added at producers' Price (1-2-3)	104,512		476,260
5	Other Taxes Paid	191		127
6	GVA at Basic Price (4-5)	104,332	390,122	476,132

Gross Fixed Capital Formation:

The value of fixed assets at the end of 2015 has been calculated as Rs.81.98 billion. The contribution of building and structure is maximum in GFCF with Rs.52 billion (64%) followed by machinery and equipment i.e. Rs.28 billion which is about 34% of the total.

Table 3: Gross Fixed Capital Formation **(in million Rs)**

Type of Assets	Acquisition of fixed assets (new/existing)	Addition Alteration & Major Improvements	Sale proceeds from disposal of fixed assets	Own account capital formation	Gross Fixed Capital Formation 2+3-4+5
1	2	3	4	5	6
Dwellings (Residential buildings)	1,576	24	1	54	1653
Other building & structures	51,378	305	89	439	52,034
Machinery & equipment	27,115	762	111	264	28,029
Intellectual property products	250	13	0	6	268
Grand Total	80,319	1,103	202	763	81,984

Chapter-1: Methodology

Small and Household Manufacturing Industries (SHMI) Sector is one of the important sectors of the economy. Its contribution to Gross Domestic Product (GDP) is quite significant. This sector creates more job opportunities per unit of investment than the large-scale manufacturing sector. Expansion in SHMI sector requires relatively small investment in machinery and equipment. Further, it requires less capital, limited management and technical know-how as compared to large scale manufacturing.

1.1 Objectives:

Following are the main objectives of SHMI Survey:

- a. To provide data for the SHMI sector on key variables such as type of ownership, major activity (seasonal/non seasonal), industrial and non-industrial cost, receipts from output, taxes, investment, fixed assets, employment distribution and employment cost. All data have been collected by industry and classified at 5-digit level of the Pakistan Standard Industrial Classification (PSIC-2010).
- b. To prepare estimates of Gross Value Added (GVA) at basic price generated through the SHMI sector for use in computation of Gross Domestic Product (GDP).
- c. To use findings of the survey for changing the base year of National Accounts from 2005-06 to 2015.
- d. To use results for planning, policy making, and research and development purposes.

1.2 Scope and Coverage

Survey is conducted in the randomly selected urban and rural areas of the four provinces of Pakistan. However, erstwhile FATA, AJK and GB are excluded from the scope of the survey. Enumeration of establishments and households were not undertaken in the military restricted areas and other prohibited places.

The survey covers all registered and un-registered household units and small establishments under General Statistics Act (Reorganization 2011) with employment size less than 10 persons and engaged in manufacturing activities having regular, contract or seasonal employees, own account workers, contributing family workers, or any other type of employees.

1.3 Sampling Frame and Sample Design

Universe: The universe for the SHMI survey consists of all urban and rural areas of four provinces of the country excluding erstwhile FATA, AJK, GB and military restricted areas. Population of excluded areas comprises of about 2% of the total population. The survey is restricted to small establishments having employment size less than 10 persons and households engaged in manufacturing activities.

Sampling Frame: Pakistan Bureau of Statistics (PBS) has developed its own area sampling frame for both rural and urban areas of Pakistan, which is termed as “Area Frame”. Each city/town has been divided into a number of enumeration blocks comprising 200 to 250 households on the average with detailed boundaries particulars and maps thereof. During Economic Census conducted in 2004, the information regarding number of small & household manufacturing industries/establishments in each enumeration block was collected from the field on the prescribed “Performa” and frame was updated accordingly. This Frame has been used for sample design and sample selection for the urban domain. However, for rural areas this information was utilized using Population Census 1998 frame and Economic Census 2004 updates.

Self-Representing Cities (SRCs): Large Sized Cities i.e. Karachi, Lahore, Gujranwala, Faisalabad, Rawalpindi, Multan, Sialkot, Sargodha, Hyderabad, Peshawar, Quetta and Islamabad have been considered as Self Representing Cities (SRCs). Each of these cities constitute a separate stratum which are further sub stratified in to low, middle and high income groups.

Other Urban Areas: In all four provinces after excluding the Population of Self Representing Cities (SRC) from the respective administrative Divisions, the remaining urban population in each Administrative Division of Punjab, Sindh, KP and Baluchistan was also considered as an independent stratum.

Rural Areas: During Economic Census 2004, information regarding number of small and household manufacturing industries of each village was collected by utilizing list of villages published by Population Census Organization (PCO), as a result of Population Census conducted in the year 1998. This information was used as sampling frame for rural areas.

Sample Size and its Allocation: Considering variability of the characteristics for which estimates are to be developed, distribution of small & household manufacturing establishments in the universe and availability of field resources, a sample of 1637 Enumeration Blocks from urban areas and 2937 villages from rural areas were considered appropriate to yield reliable estimates at national level with urban/rural breakdown. The distribution of sample areas (PSUs) covered from four provinces is as under:

Table: 1.1 Profile of PSUs for SHMI Survey – 2015

Province/ Area	Sample PSUs				No of SHMI Blocks Covered			
	Total	SRC	Other Urban	Rural	Total	SRC	Other Urban	Rural
1	2	3	4	5	6	7	8	9
Punjab	2362	333	318	1711	2357	333	318	1706
Sindh	1390	569	192	629	1381	567	191	623
KP	470	49	95	326	463	49	95	319
Baluchistan	352	27	54	271	347	27	51	269
Total	4574	978	659	2937	4548	976	655	2917

Table: 1.2 Profile of Dropped Blocks (PSUs) and Sample Manufacturing Units (SSUs)

Province/Area	Sample Enumeration Blocks (PSUs)				No of SHMI Blocks Dropped			
	Total	SRC	Other Urban	Rural	Total	SRC	Other Urban	Rural
1	2	3	4	5	6	7	8	9
Punjab	2362	333	318	1711	5	-	--	5
Sindh	1390	569	192	629	5	2	-	3
KP	470	49	95	326	7	-	--	7
Baluchistan	352	27	54	271	9	-	4	5
Total	4574	978	659	2937	26	2	4	20

Stratification Plan: Each province has been considered as sub-universe which has further been divided into two independent domains i.e. urban and rural areas; within each domain stratification has been made as under:

Urban Domain: The cities namely: Islamabad, Rawalpindi, Gujranwala, Sialkot, Lahore, Faisalabad, Sargodha, Multan, Bahawalpur, Karachi, Hyderabad, Sukkur, Peshawar and Quetta have been taken as large size cities or SRCs. Each of these cities has been treated as an independent stratum. After excluding population of large size cities from the respective administrative divisions, the remaining urban population in each administrative division of Punjab, Sindh, KP and Baluchistan provinces have been considered as an independent stratum.

Sub-Stratification: Each stratum is further stratified based on information reported during Economic Census in the year 2004 regarding number of small & household manufacturing establishments. The three sub-strata depending upon the concentration of small & household manufacturing establishments in enumeration blocks and villages have been constructed as under:

Sub-Stratum-I: Enumeration blocks/villages having 10 and above small & household manufacturing establishments have been grouped under sub-stratum-I.

Sub-Stratum-II: Enumeration blocks/villages having small & household manufacturing establishments in the range of 1 to 9 have been grouped under sub-stratum-II.

Sub-Stratum-III: Enumeration blocks/villages having no small or household manufacturing establishments have been grouped under sub-stratum-III.

Rural Domain: Each administrative district has been taken as a stratum in rural areas of Punjab, Sindh and KP provinces while administrative division has been taken as a stratum in rural areas of Baluchistan province.

Sample Design: A single stage stratified sample design has been adopted for this survey.

Selection of Primary Sampling Units (PSUs): Sample enumeration blocks/villages from ultimate sub-stratum I & II have been selected with probability proportional to size (PPS) sampling scheme. Information regarding number of small & household manufacturing establishments available in the urban and rural areas frame has been used as measure of size (MOS). However, in sub-stratum III, sample enumeration blocks/villages have been selected with simple random sampling technique (SRS).

Selection of Secondary Sampling Units (SSUs): All small and household manufacturing industries have been enumerated within selected (PSUs).

1.4 Reference Period: Reference period for coverage of small and household manufacturing industries was from 1st January, 2015 to 31st December, 2015-which implies that all the manufacturing units which existed in the calendar year 2015 were covered in the survey. As the enumeration took place from 1st January, 2015 to 31st December, 2015, all the units established in the year 2015 were also included in the scope of survey design.

1.5 Methodology for Field Operation: Data was collected by the enumerators from the responding units on questionnaires by face to face interviews. Each sampled enumeration block from urban areas and village from rural areas was visited for the survey by the trained enumerators. Their work was monitored by the field supervisors and the senior officers from the headquarter.

Main items of data collection were as follows:-

- i. Number of SHMIs by economic activity.
- ii. Number of persons engaged by type of employment and gender.
- iii. Employment type and cost.
- iv. Input of SHMIs.

- v. Output of SHMIs.
- vi. Payments made for duties, taxes and interest paid by the establishments.
- vii. Investment in fixed assets.

1.6 Data Processing: Filled-in questionnaires received from the field offices were subjected to scrutiny according to prescribed procedures to remove internal and external inconsistencies. Major parts of the questionnaires were pre-coded for computer processing. Computer edit checks were also developed to reduce the data entry errors and to ensure data consistency. After removal of inconsistencies and making the necessary corrections and coding of the questionnaires, the data was processed and tables were produced according to the approved tabulation plan.



Chapter-2: Concepts and Definitions

2.1. *Manufacturing activity*: Manufacturing activity is defined as the mechanical or chemical transformation of organic or in-organic substances into new products whether the work is performed by power driven machines or by hand. The assembly of component parts of manufacturing products is also falls in manufacturing activity.

2.2. *Industrial Classification of Manufacturing Units*: An establishment is classified into a particular industry group on the basis of value of major products and byproducts falling within the scope of manufacturing activity according to PSIC-2010 (Rev.4). If an establishment is engaged in the manufacturing of one product only then it should be coded as per its product at 5 digit level in the PSIC. However, for an establishment making more than one products or engaged in several industrial activities then the same is to be classified in a particular industry on the basis of their major products or percentage contribution of the products.

2.3. *Manufacturing Household Unit*: If the head or members of a household are engaged in manufacturing activity in or around the house where they are living, this will be considered as manufacturing household unit. The main characteristic of manufacturing household unit is that the manufacturing activities take place in the premises where the owner (or his/her family) is living. As far as employment is concerned, household units generally engage own account workers and contributing family workers, while paid employees are usually not engaged.

2.4. *Small Manufacturing Establishment*: An establishment is defined as an enterprise or part of an enterprise that is situated in a single location and in which only a single (non-ancillary) productive activity is carried out or in which the principal activity accounts for most of the value added. The establishment combines both the kind of activity and locality dimension. Thus a non-dwelling premises where manufacturing activity is carried out by employing less than 10 employees is considered a small manufacturing establishment.

2.5. Input: Input is the value of goods and services used up in the production process by households/establishments to produce the output. Input will be valued at purchaser's price. Purchaser's price is the amount paid by the purchaser excluding any Value Added Tax (VAT) or similar tax deductible by the purchaser in order to take the delivery of a unit of a goods or services at the time and place required by the purchaser. The purchaser's price includes transportation charges paid by the purchaser separately to take the delivery at the required time and place. Inputs comprised of two parts:

A: Input- Raw Material (At Purchaser's Price): It includes cost of raw and semi-finished material, assembling parts etc., which are physically used or consumed in the processing of products and by products.

B: Other Inputs (At Purchaser's Price): This section includes other inputs used by the household/establishment i.e. electricity consumed, fuel consumed, water, cost of postage/telephone, cost of printing and stationery/advertisement, travelling expenses, transportation charges, cost of repair & maintenance work done by others, cost of contract work, legal and professional charges, commission paid to agents, payment for land and building, payment for lease and hiring of plant, machinery & equipment etc.

2.6. Output: Output means the value of goods produced/manufactured by an establishment/household including major activity and any other activity. The output produced for sale should be valued at Producer's prices. Producer's price is the amount receivable by the producer from the purchaser of a unit of a goods or services produced as output minus any VAT or similar deductible tax invoiced to the purchaser. Producer's price includes taxes on products (taxes payable per unit of output) and excludes any subsidies receivable per unit of output).It excludes any transport charges paid separately by the producer. The value of output should exclude the amount of General Sales Tax paid is a kind of VAT and is ultimately charged in full to the final purchaser. Output comprised of four parts:

A: Output Excluding Sales Tax (At Producer's Price): It consists of value of goods produced/manufactured by an establishment/household including primary (major activity) and secondary (other activity) activities.

B: Output Excluding Sales Tax (At Producer's Price): It includes value of sales from own production (finished goods), value of sales from semi-finished products, value of goods produced and consumed by household/establishment and value of fixed assets produced for own use.

C: Other Output: It includes receipts from work done for others, receipts from rental and lease of building, equipment, warehouse, storage and other receipts including sales of scrap etc.

D: Output from Other Activity: It includes value of goods purchased for re-sale and value of sales of goods purchase for re-sale during the last one year.

2.7. Employment Status and Employment: The data regarding employment and employment cost is collected for the various types of workers i.e. regular employees, contract/casual employees, contributing family workers, own accounts workers and others not specified in these categories.

- a. Employment Status:** Information is collected separately for male and female workers (age 10 years and older) by type i.e. paid production workers, contract/casual employees, unpaid family workers, working proprietors & partners and other workers not specified in these categories. The number of persons engaged during the year should be taken as per pay roll on the last working day of the year for non-seasonal establishments and as per pay roll on the last working day of the month if the establishment is seasonally operated.
- b. Employment Cost:** Employment cost includes wages and salaries, other cash payments and payments made in kind to various categories of workers mentioned under type of employees i.e. Regular employees, contract/casual employees, and other employees not specified elsewhere.

2.8. Taxes: Taxes are compulsory payments in cash or in kind made by the institutional units to government. The data regarding taxes have been collected for two broad categories:

- a. Taxes on products :** These include the taxes which are payable on goods and services when they are produced, delivered, sold, transferred by their producer's and they include excise duty ,taxes and duties on imports, VAT, export duties, general sales tax, taxes on specific services (transport/communication, insurance, advertisement, hotels or lodging, entertainment), taxes on financial and capital transactions etc.
- b. Taxes on production:** The other taxes on production mainly consist of land tax/motor vehicle tax and tax on other structures, stamp duty, license fee, and business fee.

2.9. Value of Production: It consists of the value of finished products and by-products, receipts for work done for others, receipts for repairs and maintenance, value of sale of semi-finished products and byproducts, wastes and used goods, value of sales of goods purchased for resale, the net increase in the value of work in process and the value of fixed assets produced by the establishment for its own final use (investment). Valuation can be made at different concepts of prices.

2.10. Industrial Cost: It consists of cost of raw materials, fuels and electricity consumed, payments for work done by others, payments for repair and maintenance and cost of goods purchased for resale.

2.11. Non Industrial Receipts: It includes receipts from transport services, receipts from renting of building, leasing of machinery & equipment, receipt from storage & ware houses and rental & leasing of building & equipment or other such receipts.

2.12. Non- Industrial Cost: It consists of payments made for transport services, payments made for insurance policies, copy rights/royalties, postage, telegraph & telephone charges, printing & stationery costs, legal & professional expenses, advertising & selling expenses, travelling expenses and other such expenses incurred by the establishment.

2.13. Contribution to GDP: The contribution to GDP comprises of value of production minus industrial cost minus non-industrial cost plus non-industrial receipts. Symbolically, it can be written as;

[Contribution to GDP = Value of production – Industrial Cost – Non-Industrial cost + Non Industrial receipts]

2.14. Fixed Assets: Fixed assets are defined as all physical assets which are expected to have a productive life of more than one year. All fixed assets, whether obtained from other enterprises, imported or produced by the establishment's own labor for its own use are included. Fixed assets consist of land, buildings (residential and non-residential), other construction, transport equipment, machinery and other equipment, furniture, fixture and office equipment etc.

- a. Value of purchase made and addition/alteration of fixed assets during the year:** This category includes cost of assets purchased and addition/ alteration made during the year 2015. The value should refer to all expenditures made on the purchase of new and second hand fixed assets and installation of fixed assets which were purchased during the year.
- b. Sales of fixed assets during the year:** The value of fixed assets of all types that have been used by the household unit/establishment and which have been sold during the year should be reported here, regardless of the condition in which they have been sold. The assets sold should be valued according to the actual proceeds received from it.
- c. Gross Fixed Capital Formation:** It includes value of purchases and addition/alteration made during the year minus the value of sales of fixed assets during the year.

2.15. Gross Fixed Capital Formation (GFCF): Gross fixed capital formation is measured by the total value of a producer's acquisition, less disposal of fixed asset during the accounting year plus certain additions to the value of non-produced assets realized by productive activities of resident producers. It refers to the value of purchases (acquisitions) and own account construction of fixed assets plus additions and alterations cost and major improvements (repair expenses), which extend their normal life or raise their productivity minus sale proceeds realized from disposal of fixed assets.



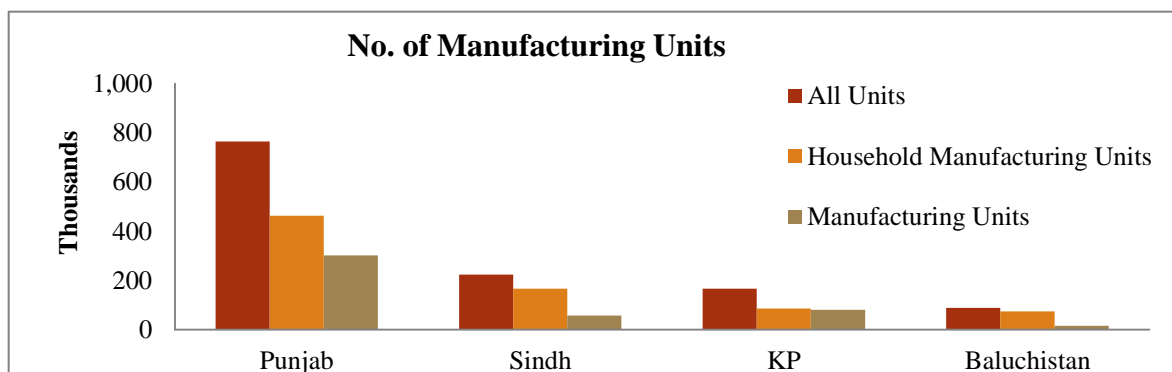
Chapter-3: Summary of Main Findings

3.1- Number of Establishments

In the SHMI 2015, a total of 1,242,124 manufacturing units were estimated in Pakistan with 195,189 (15.71%) in rural and 1,046,935 (84.29%) in urban areas, respectively. Out of total units, 787,964 were household manufacturing units while 454,160 were small manufacturing establishments. Province wise distribution of number of SHMI units along with breakup of household and small establishments in all areas is given in table-3.1 below:-

Table3.1:- Province Wise Distribution of Manufacturing Unit by Type

Province/ Area	All Units	Household Manufacturing Units	Small Manufacturing Units
Pakistan	1,242,124	787,964	454,160
Rural	195,189	97,512	97,677
Urban	1,046,935	690,452	356,483
Punjab	764,220	462,255	301,965
Sindh	223,717	166,420	57,297
KP	165,703	85,514	80,189
Baluchistan	88,484	73,775	14,709



The above figure indicates that there are more household units compared to small establishments in all provinces. Overall, highest number of units (764,220) are found in the Punjab province with (62%) share followed by Sindh 223,717 units (18%), KP 165,703 (13%) and Baluchistan 88,484 units (7%).

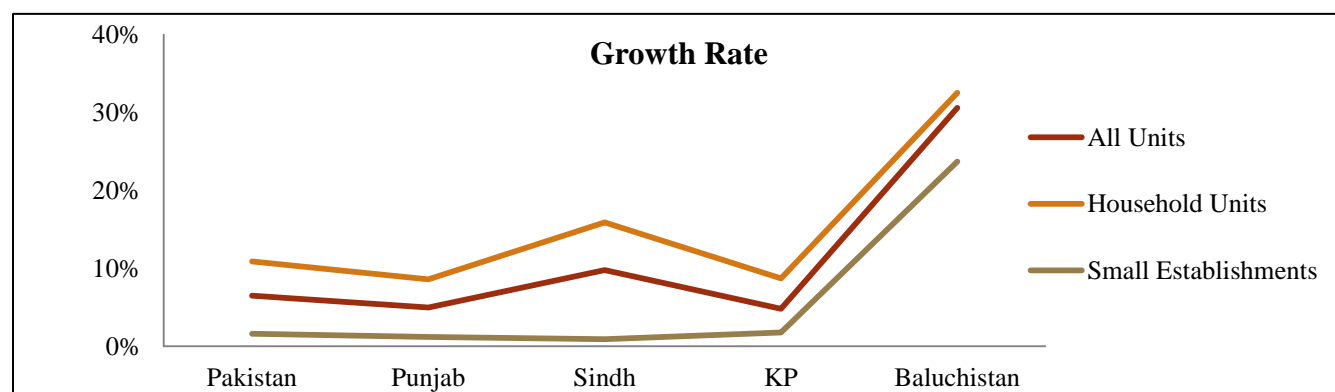
3.2- Comparison of SHMI Surveys

Comparing SHMI 2015 with SHMI 2006-07 and 1996-97, it has been observed that overall manufacturing units have increased with an annual growth rate of 6.51% over this period. Household establishments increased by 10.92%, while small establishments increased by 1.58%. The table below shows that manufacturing establishments reported in 2015 are (1,242,124) as compared to (704,065) manufacturing establishment reported in SHMI 2006-07. The analysis reveals that household establishments have decreased in Baluchistan province over the period of 1996-97 to 2006-07 but increases at higher rate between the periods of 2006-07 to 2015.

Comparisons of number of household and small establishments covered in the last three surveys are shown in table-2 and growth rate is expressed in the graph given below:-

Table-3.2: Comparison of SHMI Survey 2015 with 2006-07 & 1996-97

Province	2015			2006-07			1996-97		
	Total	Household units	Small Estab.	Total	Household units	Small Estab.	Total	Household units	Small Estab.
Pakistan	1242124	787964	454160	704065	309894	394171	427784	161098	266686
Punjab	764220	462255	301965	490623	219771	270852	299749	119087	180662
Sindh	223717	166420	57297	96677	43979	52698	63151	22292	40859
KP	165703	85514	80189	108749	40293	68456	52895	9813	43082
Baluchistan	88484	73775	14709	8016	5851	2165	11989	9906	2083



In overall SHMI units all provinces registered positive growth rate in 2015 compared to 2006-07 survey with 5.04% in Punjab, 9.76% in Sindh and 4.79% in KP and maximum growth of 30.57% in Baluchistan. The two digit growth in Baluchistan could mainly be due to small base in earlier surveys. In Baluchistan the household manufacturing establishments had increased with maximum growth rate of 32.52% followed by Sindh 15.93%, KP 8.72% and Punjab 8.61%. Pattern is different for small

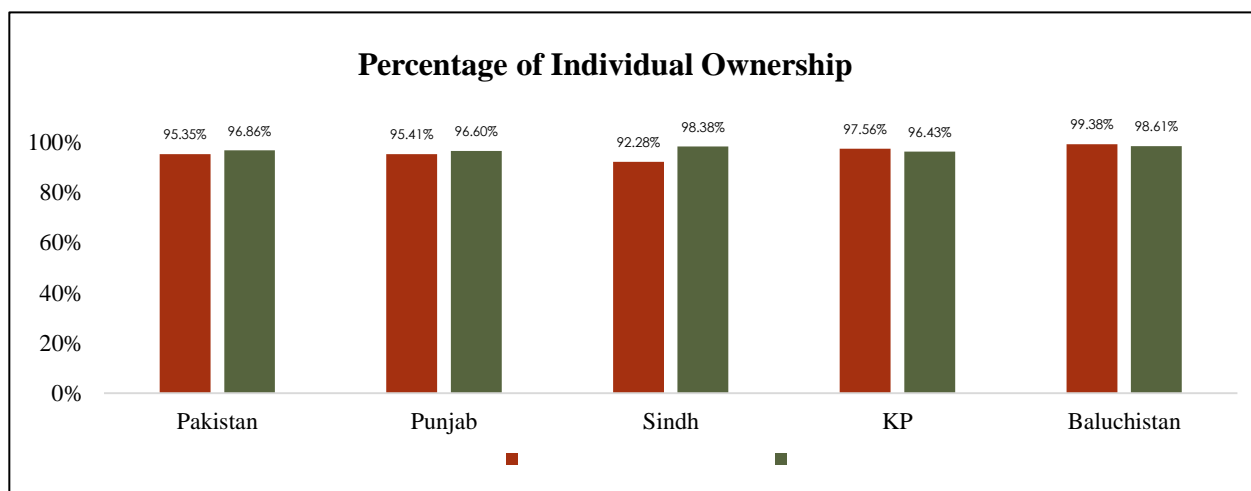
manufacturing establishments with growth rate of 23.72%, 1.77%, 1.21% and 0.93% for Baluchistan, KP, Punjab and Sindh provinces respectively.

3.3 Type of Ownership

In the current survey the data were also collected on type of ownership. Three categories i.e. individual ownership, partnership and others were included in the questionnaire. The table below depicts that within household manufacturing units most of the units 751,329 (95%) are operated by individual ownership whereas a small proportion of 4.6% are operated under partnership or other arrangement. Similar trend is observed in respect of small establishments.

Table-3.3: Distribution of Manufacturing Units by Type of Ownership and Province

Province	No. of Household Units				No of Small Establishments			
	Total	Individual Ownership	Partnership	Others	Total	Individual Ownership	Partnership	Others
Pakistan	787964	751329	6990	29645	454160	439897	13149	1114
Rural	97512	96066	972	474	97677	94830	2696	151
Urban	690452	655263	6018	29171	356483	345067	10453	963
Punjab	462255	441019	3655	17581	301965	291698	9617	650
Sindh	166420	153566	1321	11533	57297	56368	676	253
KP	85514	83430	1777	307	80189	77327	2653	209
Baluchistan	73775	73314	237	224	14709	14504	203	2



The province-wise analysis shows that percentage of household units operated by individual ownership are: 95.41% in Punjab, 92.28% in Sindh, 97.56% in KP and 99.38% in Baluchistan province. Likewise, the percentage of small establishments operated by individual ownership in Punjab has percentage of 96.60%, Sindh 98.38%, KP 96.43% and Baluchistan 98.61%.

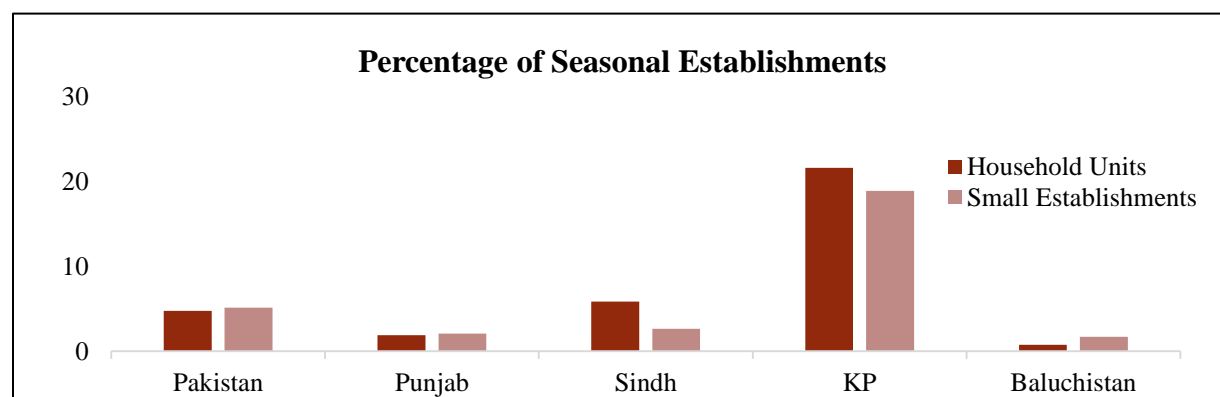
3.4-Seasonality

The establishments that remained operational during some part of the year depending upon the nature of their activity were classified as seasonal establishments. Data on seasonality of manufacturing establishments i.e. number of months operated by each establishment was also collected in the survey. Data on province wise distribution of seasonal establishments has been shown in table 3.4.

Table-3.4: Province Wise Distributions of Manufacturing Units by Seasonality

Province	Total Units	Seasonal Units	Seasonal Units %	Household Units			Small Establishments		
				Total	Non-Seasonal	Seasonal	Total	Non-Seasonal	Seasonal
Pakistan	1242124	60491	4.9	787964	750632	37332	454160	431001	23159
Rural	195189	4408	2.3	97512	95745	1767	97677	95036	2641
Urban	1046935	56083	5.4	690452	654887	35565	356483	335965	20518
Punjab	764220	14859	1.9	462255	453653	8602	301965	295708	6257
Sindh	223717	11235	5	166420	156700	9720	57297	55782	1515
KP	165703	33595	20.3	85514	67058	18456	80189	65050	15139
Baluchistan	88484	802	0.9	73775	73221	554	14709	14461	248

The table above suggests that only 5 % establishments covered in the survey were seasonal. Out of total establishments located in KP 20.3% are seasonal establishments, in Sindh 5.02 % and in Punjab 1.94 % are seasonal establishments. Out of total establishments located in Baluchistan only 0.91 % are seasonal.



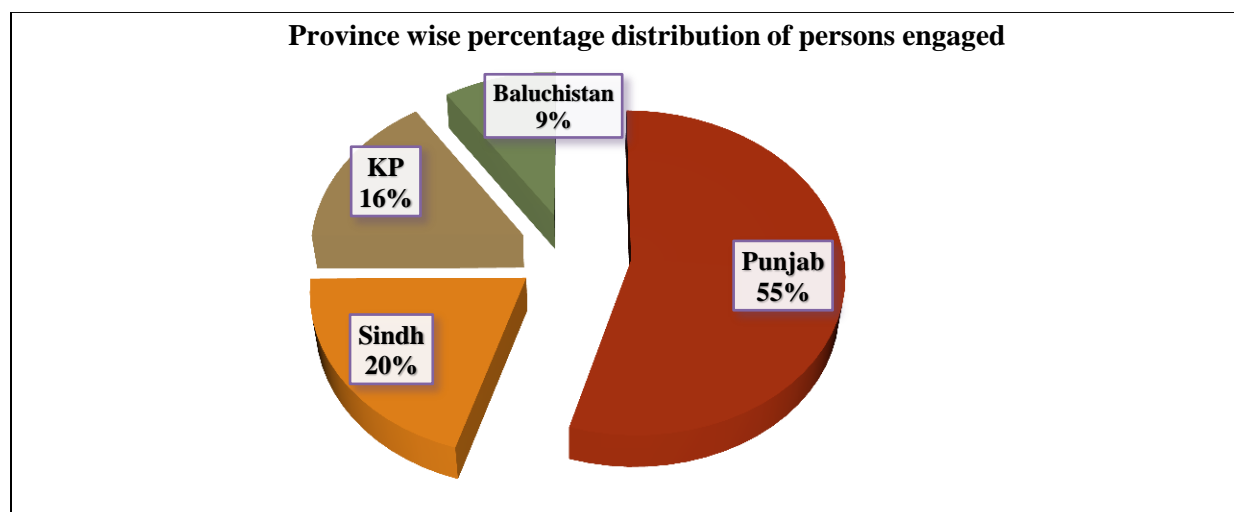
3.5- Employment and Employment Size

The data on employment by type and size has revealed that there were as many as 2,695,130 workers engaged in small and household manufacturing establishments throughout the country. Out of 2.69 million workers, 1.5 million (56%) were working in household establishments while 1.19 million (44%) were engaged by small establishments. The comparison of employment size with that of SHMI 2006-07 reveals that the total number of persons engaged reported in SHMI 2006-07 was 17, 48,389 which increased to 2,695,130 as reported in SHMI 2015, thus indicating an annual increase of 5.2 %.

Table-3.5: Province wise Distribution of Persons Engaged by Type of Establishment

Province	Total number of Persons Engaged	%	Household Units			Small Establishments		
			Persons Engaged	%	Persons per unit	Persons Engaged	%	Persons per unit
Pakistan	2695130	100.0	1501931	55.73	1.91	1193199	44.27	2.63
Punjab	1473596	54.68	736177	27.32	1.59	737419	27.36	2.44
Sindh	545305	20.23	375814	13.94	2.26	169491	6.29	2.96
KP	424582	15.75	181594	6.74	2.12	242988	9.02	3.03
Baluchistan	251647	9.34	208346	7.73	2.82	43301	1.61	2.94

Province-wise percentage distribution of persons engaged in all the units varies considerably, ranking the Punjab at top with 1,473,596 persons followed by Sindh 545,305, KP 424,582 and Baluchistan 251,647 persons. This trend deviates slightly when data is decomposed by household and small establishments. For instance, Baluchistan leads marginally over KP with 1% percentage point in household units and KP indicates 242,988 persons compared to Sindh 169,491 and Baluchistan 43,301 in small establishments. The average number of persons engaged in household and small establishments is 1.9 & 2.63 persons, respectively.



3.6- Employment by Gender

The data on employment by gender suggest that there were 28% (423,011) males compared to 72% (1,078,920) female employees engaged in the household manufacturing units. In contrast, 96% (1,143,746) males are employed compared to 4% (49,453) females in case of small manufacturing establishments. From table No. 3.6 sex ratio is estimated to be 1.39 for overall manufacturing units

which means that there are 39% more males employed as compared to females. However, this trend is not consistent for household units where more females are engaged as compared to males with sex ratio of 0.4. In other words, household units females are twice as likely to be employed compared to males.

Table-3.6: Distribution of Employment by Gender

Province	All Units			Household Units			Small Establishment		
	Total	Male	Female	Total	Male	Female	Total	Male	Female
Pakistan	2695130	1566757	1128373	1501931	423011	1078920	1193199	1143746	49453
Punjab	1473596	874677	598919	736177	151821	584356	737419	722856	14563
Sindh	545305	256032	289273	375814	98113	277701	169491	157919	11572
KP	424582	355090	69492	181594	114739	66855	242988	240351	2637
Baluchistan*	251647	-	-	208346	-	-	43301	-	-

* Employment by gender is not properly reflected in the survey

The province-wise distribution of employment by gender in the household units indicates that out of total female employees, 54.16% females are employed in the Punjab followed by Sindh 25.74%, Baluchistan 13.90 % and KP 6.19%.

3.7- Employment Status

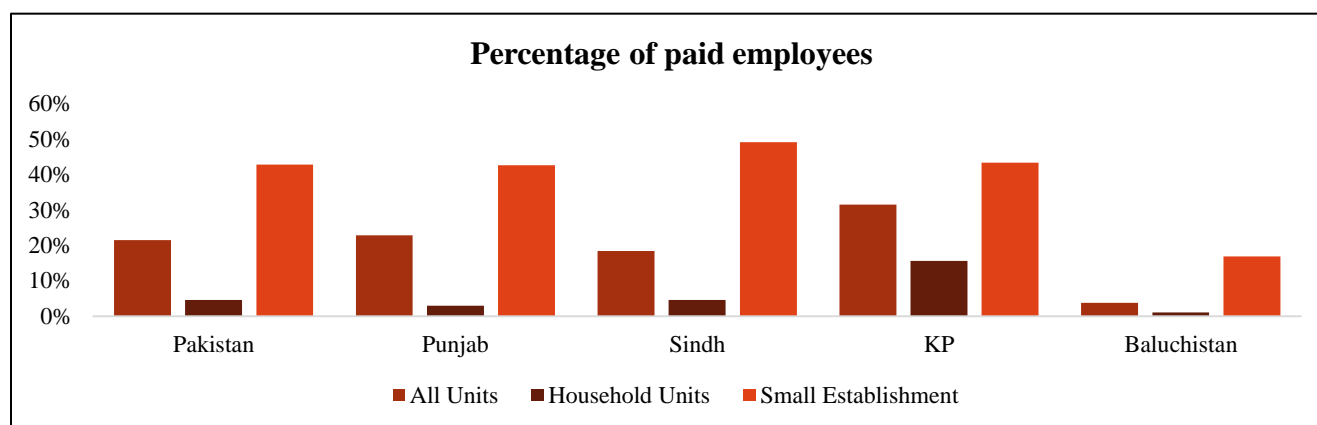
The main characteristics of the distribution of persons engaged by employment status and provinces are summarized in the table No.3.7. Overall, 21.55% of the total number of workers reported in the survey are paid workers. Paid-employees account for about 4.63 % of the workers in household units and 42.84 % of the workers in small manufacturing establishments. In KP maximum percentage i.e. 31.54 % are paid employees followed by Punjab 22.84 %, Sindh 18.46 % and Baluchistan 3.78 %.

Table-3.7: Distribution of Employees by Employment Status

EMPLOYMENT STATUS	Pakistan	Punjab	Sindh	KP	Baluchistan
All Units					
i. Paid employees	580731	336633	100664	133912	9522
ii. Unpaid family worker	901364	378860	229616	127452	165436
iii. Working proprietors and active partners	1213035	758103	215025	163218	76689
iv. Total	2695130	1473596	545305	424582	251647
v. Paid employees as %age of Total	21.55	22.84	18.46	31.54	3.78
Household Units					
i. Paid employees	69506	21660	17211	28438	2197
ii. Unpaid family worker	656169	248956	199303	67994	139916
iii. Working Proprietors and Active partners	776256	465561	159300	85162	66233
iv. Total	1501931	736177	375814	181594	208346
v. Paid employees as %age of Total	4.63	2.94	4.58	15.66	1.05

Small Establishment					
i. Paid employees	511225	314973	83453	105474	7325
ii. Unpaid family worker	245195	129904	30313	59458	25520
iii. Working Proprietors and Active partners	436779	292542	55725	78056	10456
iv. Total	1193199	737419	169491	242988	43301
v. Paid employees as %age of Total	42.84	42.71	49.24	43.41	16.92

Province-wise break-up of paid employees shows different Pattern for household manufacturing units and small manufacturing units. Out of the total workers in household manufacturing units, paid employees in KP is at top i.e. 15.66 % followed by Sindh 4.58%, Punjab 2.94 % and Baluchistan 1.05%. On the basis of percentage of paid employees in small establishments, Sindh leads the other provinces with 49.24 % followed by KP 43.41%, Punjab 42.71 % and Baluchistan 16.92 %.



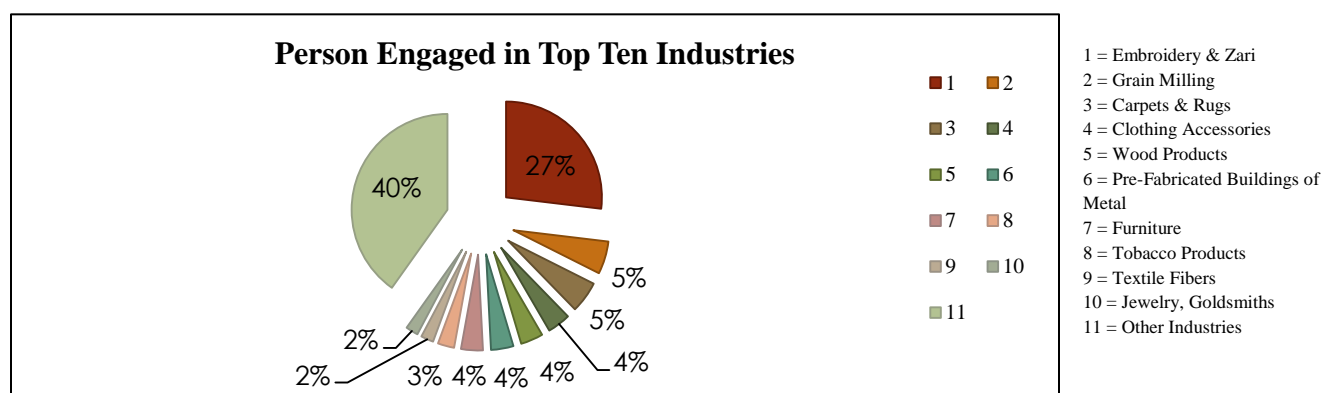
3.8- Major Industries by Number of Persons Engaged

The top ten industries classified at 5-digit PSIC level according to the number of persons engaged in these industries are listed in table-3.8 in descending order.

Table-3.8: Persons engaged in top ten manufacturing industries.

PSIC Code	Description	%	No. of Units	%	Person engaged	Person per Unit
13992	Manufacture of tulles and other net fabrics, and of lace and embroidery/ ornamental trimmings	33	408720	27	724842	1.77
10611	Grain milling	8	96513	6	148673	1.54
13930	Manufacture of textile floor coverings like carpets, rugs and mats, tiles etc.	5	56179	5	142976	2.55
14105	Manufacture of other clothing accessories such as gloves, belts, shawls, ties, cravats, hairnets etc./ hats and caps	4	48948	4	105113	2.15
16299	Others(Manufacture of other products of wood, manufacture of articles of cork, straw and planting materials)	4	49922	4	102013	2.04
25112	Manufacture of prefabricated buildings mainly of metal, metal doors, windows and their frames, shutters and gates, room partitions etc.	3	38266	4	101951	2.66
31001	Manufacture of chairs and seats, sofas, sofa beds and sofa sets	3	37844	4	99106	2.62
12001	Manufacture of tobacco products and products of tobacco substitutes etc.	1	12459	3	74590	5.99
13941	Manufacture of twine, cordage, rope and cables of textile fibers or strip or the like	2	22078	2	57128	2.59
14102	Manufacture of other outerwear/ work wear	3	32213	2	56579	1.76
Total of 10 Industries		65	803142	60	1612971	2.01
All other Industries		35	438982	40	1082159	2.47
Total Industries		100	1242124	100	2695130	2.17

These top ten industries account for nearly 60% of the total employment. Out of total workers, 27 % are engaged in embroidery & zari followed by grain milling 6%, carpets & rugs etc. 5%, clothing accessories 4 %, wood products 4 %, pre-fabricated buildings of metal 4%, furniture 4% and tobacco products 3 %. Major chunk of employment 27 % goes to Embroidery & Zari. Tobacco products industry has the highest number of workers per unit signifying enormity of their dependence on labor input.



3.9- Employment Cost

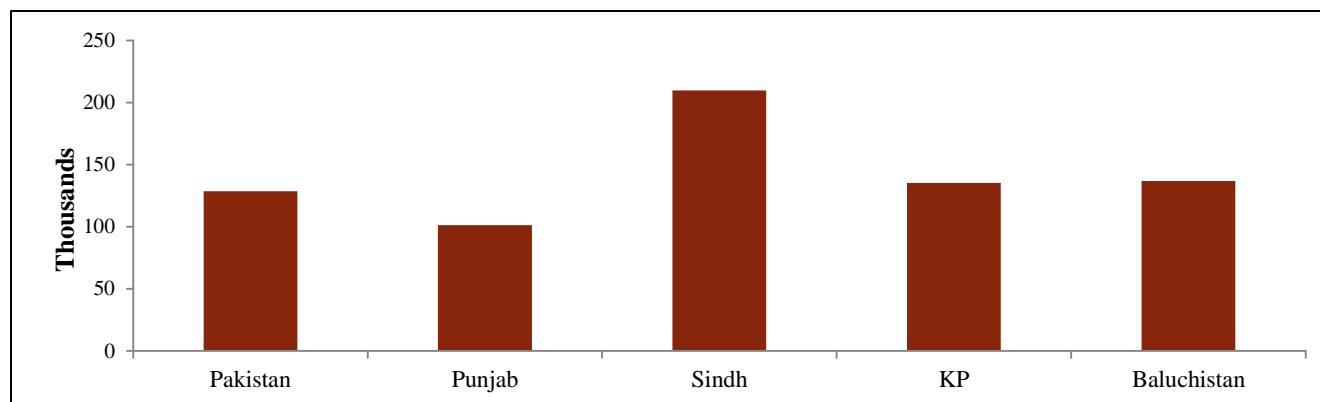
The total number of paid employees accounted for in SHMI 2006-07 were 491,838 and 580,731 in SHMI 2015. The total annual employment cost in manufacturing units amounts to Rs. 74,647million during 2015, which was Rs.20, 225 million in 2006-07, exhibiting an increase of 16.6 % per annum. The

average monthly earnings of an employee was Rs.3427 in 2006-07 which has increased to Rs.10, 712 in 2015.

Total employment cost in manufacturing units amounts to Rs. 74,647 million. Province wise break-up of cost per employee is given in the table-3.9. In the Provincial setup, average annual earnings in Sindh is estimated to be Rs. 209,817 which is the highest among the provinces followed by Baluchistan Rs136, 841, KP Rs. 135,193 and Punjab Rs. 101,354.

Table-3.9: Province wise Distribution of Employees by Employment Cost

Province	No. of Paid Employees	Employment Cost (Million Rs.)	Annual Wages per paid Employee (Rs.)
Pakistan	580,731	74,647	128,540
Punjab	336,633	34,119	101,354
Sindh	100,664	21,121	209,817
KP	133,912	18,104	135,193
Baluchistan	9,522	1,303	136,841



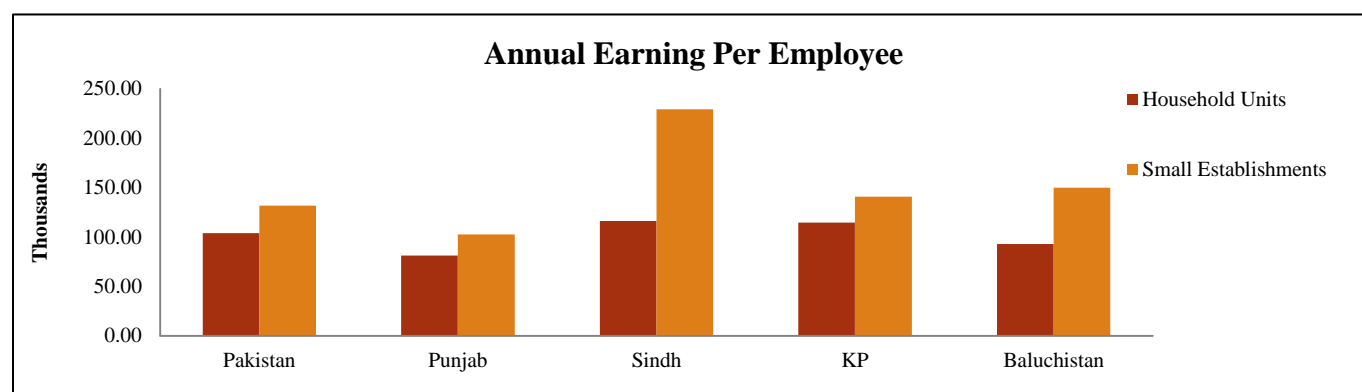
Average annual earnings per employee in Sindh Rs. 209,818 is estimated to be the highest. Reading this data along with table-3.9, it is observed that Punjab has the highest number of paid employees but lowest annual earning per employee. This means employees are competing for low wage rates.

3.10- Employment Cost by Type of Establishment

Employment cost per paid employee in household and small establishments is given in table-3.10. At National Level annual earning per employee is Rs.12,8540 for all units combined whereas for small establishments it is estimated as Rs.131,889 and for household units it is found to be Rs.103,905.

Table-3.10: Province wise Distribution of Annual Employment Cost by Type of Establishment

Province /Area	All Units			Household Units			Small Establishments		
	No of Paid Employees	Employment Cost (Million Rs.)	Annual Earnings per Employee (Rs.)	No. of Paid Employees	Employment Cost (Million Rs.)	Annual Earnings per Employee (Rs.)	No. of Paid Employees	Employment Cost (Million Rs.)	Annual Earnings per Employee (Rs.)
Pakistan	580731	74647	128540	69506	7222	103905	511225	67425	131889
Punjab	336633	34119	101354	21660	1761	81302	314973	32358	102733
Sindh	100664	21121	209817	17211	2000	116205	83453	19121	229123
KP	133912	18104	135193	28438	3257	114530	105474	14847	140765
Baluchistan	9522	1303	136841	2197	204	92854	7325	1099	150034



KP leads in employing larger proportion of paid employees in household and Punjab leads in employing larger proportion of paid employees in small establishments. Employment cost on paid employees in Household establishments is the highest in KP Province i.e., Rs.3257 million followed by Sindh Rs.2000 million, Punjab Rs.1761 million and Baluchistan Rs.204 million.

3.11- Work Done for Others

The total value of goods and services produced during the year 2015 worth Rs. 859,265 million in which small manufacturing establishments account for 85% with Rs. 723,56 million and household establishments account for 15% with Rs.135,704 million of total production share.

Table-3.11: Total Productions by Type of Establishments & Work Done for Others

PSIC Code	Description	Value of Production (Million Rs.)	Work done for others (Million Rs.)	%
32113	Manufacture of jewelry, goldsmiths' articles	132957	4880	4.13
25112	Manufacture of prefabricated buildings mainly of metal, metal doors, windows and their frames, shutters and gates, room partitions etc.	74759	3189	2.70
31001	Manufacture of chairs and seats, sofas, sofa beds and sofa sets	67413	4887	4.14
10611	Grain milling	42764	26160	22.14
10719	Others (Manufacture of bakery products)	36444	342	0.29
13992	Manufacture of tulles and other net fabrics, and of lace and embroidery/ ornamental trimmings	34357	19404	16.42
10759	Others (Manufacture of prepared meals and dishes)	32186	53	0.04
16101	Sawing, planing and machining of wood/ slicing, peeling or chipping logs	28904	5658	4.79
23961	Cutting, shaping and finishing of stone for use in construction, in cemeteries, on roads, as roofing etc.	20812	27	0.02
12001	Manufacture of tobacco products and products of tobacco substitutes etc.	17477	98	0.08
Total of 10 Industries		488072	64698	55
All other Industries		371193	53443	45
Total Industries		859265	118141	100

The output of the SHMI sector consists of two parts. The first part comprises of production of goods using raw materials, whereas second part relates to the receipts from work done for others on sub-contract basis. Share of production value generated by sub-contracting i.e. work done for others is 13.78 %. Amongst the industries, the incidence of sub-contracting is highest in grain milling Rs. 26160 million which is 22.14% of its total receipts coming from sub-contracting followed by Embroidery and Zari work by Hand 16.42%, whereas building stone articles 0.02% show least share of sub-contracting. The main characteristics of the sub-contract work i.e. receipt from work done for others is given in table-3.11 above.

3.12- Production Statistics

In SHMI 2006-07, the total production was recorded as Rs.230, 656 million which increased to Rs. 859,265 million in SHMI, 2015 showing per annum increase of 16.7 % over this period.

By arranging the 10 industries classified at 5-digit level in descending order according to their value of production, it has been observed that jewelry, goldsmiths Rs. 132,957 million has the lead among other industries in case of value of production, whereas production per worker is highest for Manufacture of prepared meals and dishes followed by jewelry, goldsmiths'. Detail is given at table-3.12.

Table-3.12: Production Statistics of Major Industries

PSIC Code	Description	Value of Production (Million Rs.)	%	No. of persons engaged	Annual Production Per Person (000 Rs.)
32113	Manufacture of jewelry, goldsmiths' articles	132957	15%	56452	2355.22
25112	Manufacture of prefabricated buildings mainly of metal, metal doors, windows and their frames, shutters and gates, room partitions etc.	74759	9%	101951	733.28
31001	Manufacture of chairs and seats, sofas, sofa beds and sofa sets	67413	8%	99106	680.21
10611	Grain milling	42764	5%	148673	287.64
10719	Others (Manufacture of bakery products)	36444	4%	40881	891.47
13992	Manufacture of tulles and other net fabrics, and of lace and embroidery/ ornamental trimmings	34357	4%	724842	47.40
10759	Others (Manufacture of prepared meals and dishes)	32186	4%	2909	11064.28
16101	Sawing, planing and machining of wood/ slicing, peeling or chipping logs	28904	3%	48495	596.02
23961	Cutting, shaping and finishing of stone for use in construction, in cemeteries, on roads, as roofing etc.	20812	2%	12934	1609.10
12001	Manufacture of tobacco products and products of tobacco substitutes etc.	17477	2%	74590	234.31
Total of 10 Industries		488072	57%	1310833	372.34
All other Industries		371193	43%	1384297	268.15
Total Industries		859265	100%	2695130	318.82

3.13- Input-Output Ratio

The term input-output ratio is defined as the ratio between the value of production and industrial cost. It depends on the use of production process and varies considerably amongst industries. Table-3.14 summarizes the information relating to input-output structure for the ten leading industries arranged in descending order according to the value of their production. Tobacco products are the most input intensive industry followed by manufacturer of jewelry. Embroidery & Zari shows the lowest input-output ratio which appears to be relatively the most efficient.

Table-3.13: Value of Output by Major Industries

PSIC Code	Description	No. of Units	Value of Production (Million Rs.)	Industrial Cost (Million Rs.)	Input-Output Ratio
32113	Manufacture of jewelry, goldsmiths' articles	29518	132957	72450	0.54
25112	Manufacture of prefabricated buildings mainly of metal, metal doors, windows and their frames, shutters and gates, room partitions etc.	38266	74759	29465	0.39
31001	Manufacture of chairs and seats, sofas, sofa beds and sofa sets	37844	67413	22812	0.34
10611	Grain milling	96513	42764	19178	0.45
10719	Others (Manufacture of bakery products)	13530	36444	16302	0.45

13992	Manufacture of tulles and other net fabrics, and of lace and embroidery/ ornamental trimmings	408720	34357	6168	0.19
10759	Others (Manufacture of prepared meals and dishes)	1063	32186	15403	0.48
16101	Sawing, planing and machining of wood/ slicing, peeling or chipping logs	16716	28904	11700	0.40
23961	Cutting, shaping and finishing of stone for use in construction, in cemeteries, on roads, as roofing etc.	2442	20812	10557	0.51
12001	Manufacture of tobacco products and products of tobacco substitutes etc.	12459	17477	13101	0.75
Total of 10 Industries		657071	488072	217137	0.44
All other Industries		585053	371193	141361	0.38
All Industries		1242124	859265	358498	0.42

3.14- Non-Industrial Cost

Table-3.15 shows the non-industrial cost after arranging the industries in descending order according to non-industrial cost. It reveals that Jewelry & related articles Rs.1911 million comes at the top followed by prefabricated buildings mainly of metal, with Rs.2296 million, Furniture as Rs.2210 million. As far as per unit non industrial cost is concerned Ornamental & building stone articles is at the top with Rs.333 thousands followed by prepared meals Rs.82 thousands and bakery products as Rs.76 thousands. These top ten industries accumulated almost 39 % of the total non-industrial cost reported in the survey

Table-3.14: Non-Industrial Costs of Larger Industries in Descending Order

PSIC Code	Industry Description	No. of Units	Non-Industrial Cost (Rs.000)	Cost Per Units (Rs.)
32113	Manufacture of jewelry, goldsmiths' articles	29518	1911303	64750
25112	Manufacture of prefabricated buildings mainly of metal, metal doors, windows and their frames, shutters and gates, room partitions etc.	38266	2296949	60026
31001	Manufacture of chairs and seats, sofas, sofa beds and sofa sets	37844	2210099	58400
12001	Manufacture of tobacco products and products of tobacco substitutes etc.	12459	563120	45198
10719	Others (Manufacture of bakery products)	13530	837525	61901
10759	Others (Manufacture of prepared meals and dishes)	1063	87540	82352
23961	Cutting, shaping and finishing of stone for use in construction, in cemeteries, on roads, as roofing etc.	2442	813447	333107
10711	Manufacture of bread and rolls	3792	231189	60968
10713	Manufacture of rusks, biscuits and other "dry" bakery products/ snack products	5721	435222	76074
15201	Manufacture of footwear for all purposes, of any material, by any process	16849	606237	35981
Total of 10 Industries		161484	9992632	61880
All other Industries		1080640	15652568	14485
Total Industries		1242124	25645200	20646

3.15- Non-Industrial Receipts

Non-industrial receipts includes receipts from transport services, receipts from renting of building leasing of machinery & equipment, receipt from storage and warehouses and other such receipts. The total such receipt for all manufacturing units in all area is Rs.1137 million. The household manufacturing units got Rs.147 Million (13 %) as Non-industrial receipt, whereas small manufacturing units got Rs.989 million (87 %).

Table-3.15 depicts the non-industrial receipt of the 10 leading manufacturing units in descending order reported in the survey. The table indicates that the Manufacture of cream from fresh liquid milk received maximum amount Rs.429 Million as non-industrial receipt, followed by grain milling Rs.167 million and Saw milling and planning of wood. Rs.106 million.

Table-3.15: Non-Industrial Receipts of Ten Major Industries

PSIC Code	Industry Description	No. of reporting manufacturing units	Non-industrial Receipts (Rs. 000)
10502	Manufacture of cream from fresh liquid milk	624	429552
10611	Grain milling	96513	167374
16101	Sawing, planning and machining of wood/ slicing, peeling or chipping logs	16716	105815
13992	Manufacture of tulles and other net fabrics, and of lace and embroidery/ ornamental trimmings	408720	70013
25112	Manufacture of prefabricated buildings mainly of metal, metal doors, windows and their frames, shutters and gates, room partitions etc.	38266	47702
14102	Manufacture of other outerwear/ work wear	32213	45248
32505	Manufacture of medical, surgical, dental or veterinary furniture	446	42339
30922	Manufacture of invalid carriages, their parts & accessories, baby carriages etc.	124	23800
16231	Manufacture of packing cases, boxes, crates, drums/ cable-drums etc. of wood	5262	18593
33153	Repair and maintenance of locomotives and railroad cars (except factory rebuilding or factory conversion)	838	18264
Total of 10 Industries		599722	968700
All other Industries		642402	168580
Total Industries		1242124	1137281

3.16- Taxes

The total taxes paid by the household & small establishments include sales tax, import duties, excise duty, provincial taxes and other taxes paid etc. during year 2015. The table-3.16 shows in descending order, the top 10 industries that paid the highest amount of taxes. Out of total amount of taxes paid by all

the industries reported in the survey i.e. Rs.621 million, the top ten industries mentioned in table-3.17 paid Rs.426 million with share of 69 %, whereas all other industries have a share of 31 %.

The below table indicates that Ornamental and building stone articles industries pay maximum tax i.e. Rs.220 million, have share of 35 % of the total tax paid, followed by Grain milling Rs.58 million with a share of 9 %. The least share among these industries is textiles and textile articles Rs.13 million with a percentage share of 2 %. The per unit tax collection is highest in Ornamental and building stone articles with Rs.90 thousand per unit followed by vegetable oils with Rs.25 thousand per unit.

Table-3.16: Total Taxes Paid from All Sources in Small and Household Establishments

PSIC Code	Industry Description	No. of Units	Total Taxes Paid (Rs.000)	%	Tax Per Unit (Rs.)
23961	Cutting, shaping and finishing of stone for use in construction, in cemeteries, on roads, as roofing etc.	2442	220166	35%	90158
10611	Grain milling	96513	58046	9%	601
25112	Manufacture of prefabricated buildings mainly of metal, metal doors, windows and their frames, shutters and gates, room partitions etc.	38266	22472	4%	587
10401	Manufacture of crude / refined vegetable oils and their processing	821	20686	3%	25196
31001	Manufacture of chairs and seats, sofas, sofa beds and sofa sets	37844	20176	3%	533
32113	Manufacture of jewelry, goldsmiths' articles	29518	19225	3%	651
13910	Manufacture and processing of knitted or crocheted fabrics etc.	1071	18619	3%	17385
16101	Sawing, planing and machining of wood/ slicing, peeling or chipping logs	16716	18002	3%	1077
10506	Manufacture of ice cream and other edible ice/ Manufacture of milk or cream in solid form	1648	16369	3%	9933
13112	Spinning and manufacture of yarn or thread	2572	13776	2%	5356
Total of 10 Industries		227411	427536	69%	1880
All other Industries		1014713	193688	31%	191
Total Industries		1242124	621224	100%	500

3.17- Gross Fixed Capital Formation (GFCF)

The ten leading industries at 5-digit level of classification are listed in table-3.17 in descending order according to the GFCF acquired during FY2015. These industries accounts for 57% of the total GFCF reported in the SHMI Survey.

Fixed assets acquired during the FY 2015 is maximum in Grain milling with Rs. 12,749 million followed by Jewelry, goldsmith's articles Rs. 5,215 million and Ornamental & building stone articles Rs. 5,117 million. GFCF per capita in case of Ornamental & building stone articles is maximum i.e.

Rs.2, 095 thousands which is the most capital intensive manufacturing activity followed by Bleaching and dyeing of textile fibers Rs.1087 thousand. Embroidery & Zari is the least capital intensive with Rs.9 thousand only. Details of fixed assets statistics is presented in table-3.18.

Table-3.17: Fixed Assets Formation by Major Industries

PSIC Code	Description	No. of units	GFCF (Rs. Million)	GFCF Per Unit (Rs.)
10611	Grain milling	96513	12749	132098
32113	Manufacture of jewelry, goldsmiths' articles	29518	5215	176660
23961	Cutting, shaping and finishing of stone for use in construction, in cemeteries, on roads, as roofing etc.	2442	5117	2095494
12001	Manufacture of tobacco products and products of tobacco substitutes etc.	12459	4084	327815
25112	Manufacture of prefabricated buildings mainly of metal, metal doors, windows and their frames, shutters and gates, room partitions etc.	38266	3909	102142
13992	Manufacture of tulles and other net fabrics, and of lace and embroidery/ ornamental trimmings	408720	3912	9571
16101	Sawing, planing and machining of wood/ slicing, peeling or chipping logs	16716	3253	194598
23951	Manufacture of precast concrete, cement or artificial stone articles and plaster articles for use in construction	4362	3042	697305
13131	Bleaching and dyeing of textile fibers, yarns, fabrics and textile articles, including wearing apparel	2334	2537	1087160
31001	Manufacture of chairs and seats, sofas, sofa beds and sofa sets	37844	2496	65946
Total of 10 Industries		649174	46313	71342
All other Industries		592950	35670	19633
Total Industries		1242124	81,984	66003

3.18- Contribution to GDP

The contribution to GDP (producers value) recorded in SHMI 2015 is Rs. 476,260 million, which was recorded by Rs.104,592 million in SHMI 2006-07(table-2). The current survey posted an increase (rebasng impact) of 22 % in contribution to GDP, if compared with the published value of National Accounts PBS.

Out of total contribution to GDP i.e. Rs. 476,260 million by all the SHMIs reported in the survey at Pakistan level, small manufacturing industries contribute Rs.393, 969 million with a percentage share of

83 % and household industries contribute Rs 82,289 million with a percentage share of 18%. The table-3.18 provides statistics as contribution to GDP of 10 leading industries with their total contribution of 56 % among the total number of units 1,242,124 reported in all areas of SHMI Survey of jewelry, goldsmiths' articles got foremost position in contribution of GDP with Rs. 58,608 million sharing 12 % of the total contribution of SHMIs, followed by prefabricated buildings mainly of metal Rs. 43,044 million and Furniture Rs. 42,407 million having roughly share 9 % each. Among top ten industries Ornamental & building stone articles industry has the least share of Rs. 9450 million with percentage contribution as 2%.

Table-3.18: Contribution to GDP by Major Industries

PSIC Code	Description	No. of Units	Contribution to G.D.P (Million Rs)	%	Contribution to G.D.P (Per Unit) Rs-000
32113	Manufacture of jewelry, goldsmiths' articles	29518	58608	12%	1.99
25112	Manufacture of prefabricated buildings mainly of metal, metal doors, windows and their frames, shutters and gates, room partitions etc.	38266	43044	9%	1.12
31001	Manufacture of chairs and seats, sofas, sofa beds and sofa sets	37844	42407	9%	1.12
13992	Manufacture of tulles and other net fabrics, and of lace and embroidery/ ornamental trimmings	408720	26413	6%	0.06
10611	Grain milling	96513	22543	5%	0.23
10719	Others (Manufacture of bakery products)	13530	19305	4%	1.43
10759	Others (Manufacture of prepared meals and dishes)	1063	16695	4%	15.71
16101	Sawing, planing and machining of wood/ slicing, peeling or chipping logs	16716	16530	3%	0.99
16221	Manufacture of wooden goods intended to be used in the construction industry	12124	9469	2%	0.78
23961	Cutting, shaping and finishing of stone for use in construction, in cemeteries, on roads, as roofing etc.	2442	9450	2%	3.87
Total of 10 Industries		656736	264465	56%	0.38
All other Industries		585388	211794	44%	0.36
Total Industries		1242124	476260	100%	7.35

3.19 Limitations of SHMI Survey:

a) Though a comprehensive listing of activities in the sampled blocks was made before starting survey, the frame used for the sample designing is old. As a result, this may have affected the survey results tending in various ways, often in the direction of under-estimating the target population and various numbers.

- i. The Survey on small and household industries is based on the lists of information collected during economic census 2004.
 - ii. The frame is incomplete in the sense that some industries might have gone out of operation but their information still appears in the frame at the time of selection of sample and vice versa.
- b) Traditionally, there have been considerable amounts of non-response, thus the sampling weights for the SHMI results were adjusted for non-response rate. In case of nonresponse adjustments to the weights, the results at national level may be more representatives and may lead to disproportionate results in provinces. Thus the results seems to be valid only at National level by urban and rural domain. Furthermore, caution must be made while using estimates of industries where sample size is less than 20.
- c) In rare cases, figures may not tally between the tables due to rounding effect and in some cases, components may not be equal to their total in the tables because of rounding effect.
- d) The SHMI team was repeatedly changed during data collection, editing and coding of schedules, therefore very complex queries to target problematic schedules took more time. As a result the survey report was assessed again and again to increase the degree of precision of results.



GOVERNMENT OF PAKISTAN
PAKISTAN BUREAU OF STATISTICS
ISLAMABAD



SURVEY ON SMALL AND HOUSEHOLD MANUFACTURING INDUSTRIES (SHMI) 2015

CONFIDENTIAL:- The information supplied will be treated as confidential and will be used to produce aggregate tabulation. No data for individual establishment will be published or made available to other Government Agencies in any format.

SECTION-1: SURVEY INFORMATION

SECTION:-1.1 FIELD OPERATION

Particulars	Name & Designation	Code	Date of enumeration
101. Enumerated by:			
102. Inspected/checked by supervisor:			

1.2 EDITING/CODING at PBS (HQ)

Particulars	Name & Designation	Code	Date
121. Edited/coded by			
122. Checked by Supervisor			

1.3 Data Entry at DP Centre

131 Data entered by			
132 Checked by Supervisor			

SECTION-2 IDENTIFICATION OF HOUSEHOLDS/ESTABLISHMENT

201 Processing code:

--	--	--	--	--	--	--	--	--	--

202. Enumeration block code:

--	--	--	--	--	--	--	--	--	--

03. Sr .No. as per Listing

--	--	--

204. Is the manufacturing unit :

Household unit

☐ 1

Establishment

☐ 2

205. Name & address of household /establishment: _____

City/Village _____ Tehsil _____ District _____ Province _____

Telephone/Mobile: _____

206. Name of the Respondent: - _____

207. Respondent's Status (Tick one) Owner

☐ 1

Manager

☐ 2

Other (Pl. specify) _____

208. Type of ownership (tick against the type applicable).

Individual ownership

☐ 1

Partnership

☐ 2

Others (Pl. specify) _____

209. Is the Establishment Registered Yes

☐

No

☐

210. Source of Financing Own

☐

Bank Loan

☐

Govt ,Scheme

☐

Other

☐

211. Type of major manufacturing activities (Pl specify)

PSIC Rev-4(2010)

212. Is the major manufacturing activity seasonal

Yes

☐ 1

No

☐ 2

If yes tick the months during which activity is carried out.

Jan	Feb	Mar	Apr	May	June	July	Aug	Sept	Oct	Nov	Dec	No. of months worked	
												1	2

213. Is there any other seasonal activity carried out by establishment / household ?

Yes No

SECTION 3: Part-A: INPUTS-RAW MATERIAL (At purchased price)

Value (in rupees)

Code	Major Raw Material	CPC (For official use)	Unit code select from footnote		Major Activity (Last 3 months)	
			Unit	Code	Quality	Value (In Rs.)
	1	2	3	4	5	6
301	1.					
302	2.					
303	3.					
304	4.					
305	5.					
306	Other Raw Material					
300 A Total						
307	Other activity (annual) excluding Major activity					

SECTION-3: Part-B OTHER INPUTS (at purchase price)

Value (in rupees)

Code	Other Inputs	Value for Last 3 months
	1	2
308	Electricity Consumed	
309	Water	
310	Gas Consumed	
311	Kerosene Oil	
312	Diesel	
313	Fire Wood	
314	Other Fuel	
315	Cost for repair & maintenance	
316	Cost for postage/telephone/fax/internet etc	
317	Cost of printing & stationery & advertisement	
318	Travelling expenses	
319	Transportation charges	
320	Entertainment charges	
321	Cost of contract work	
322	Legal & professional expenses	
323	Commission paid to agents	
324	Payment for land and building	
325	Payment for lease and hire of plants, building, machinery and equipment's	
326	Other (Pl. Specify)	
300B Total		
327	Other activity (annual) excluding Major activity	

Foot Note:- Unit of Measurement

Unit	Code	Unit	Code	Unit	Code
Number	1	Boxes	4	Bundles	7

M.T	2	Litters	5	Reams	8
Kg	3	Meters	6	Foot	9
Grams	10	Others (Pl. specify)	11		

SECTION:4 Part A: OUTPUT EXCLUDING SALES TAX (At producer price) Values (in rupees)

Code	Products	CPC (For official use)	Unit code select from footnote		Major Activity (Last 3 months)	
			Unit	Code	Quantity	Value
	1	2	3	4	5	6
401	1.					
402	2.					
403	3.					
404	4.					
405	5.					
406	Other					
400A	Total					
407	Other activity (annual) excluding Major activity					

SECTION:4 Part B: OUTPUT EXCLUDING SALES TAX (At producer price) Values (in rupees)

Code	Output	Value for Last 3 Months
	1	2
408	Value of sales of finished/Semi finished goods	
409	Value of goods produced and consumed by household/establishment	
410	Value of assets produced for own use	
400B	Total	

SECTION:4 Part C: OTHER OUTPUT values (in rupees)

Code	Output	Value for Last 3 Months
	1	2
411	Receipt from work done for other	
412	Receipt from rent, lease of building, equipment, warehouse, storage and godown	
413	Other receipt including sales of scrap etc (pl. specify)	
400C	Total	

SECTION:4 Part D: OUTPUT FROM OTHER ACTIVITY Values (in rupees)

414	Value of goods purchased for resale during the last one year	
415	Value of sales of goods purchased for resale during the last one year	
400D	Total	

Foot Note:- Unit of Measurement

Unit	Code	Unit	Code	Unit	Code
Number	1	Boxes	4	Bundles	7
M.T	2	Litters	5	Reams	8
Kg	3	Meters	6	Foot	9
Grams	10	Others (Pl. specify)	11		

SECTION-5 EMPLOYMENT SIZE

Value in Rupees

Employment Status Number of employees age (10 year & over) as per pay roll on last working day of previous month)	Male	Female	Total	Monthly Wages & Salaries	Other cash payments	Payment In kind	Total
1	2	3	4	5	6	7	8
501 Regular Employees							
502 Contract/Casual Employees							
503 Contributing family workers							
504 Own accounts worker							
505 Others not specified Above(Pl. specify)							
500 Total							

SECTION-6 TAXES

1	2	3	4
601. Sale Tax paid		604. District/Tehsil Cantt Board Tax	
602. M. Vehicle Tax/land Tax/ other structure etc.		605. Other Taxes paid (Pl.. Specify)	
603. Stamp Duty/License/ Business fee etc.		606. Net interest paid/received	
		600A. Total (601 to 606)	

SECTION-7 GROSS FIXED CAPITAL FORMATION

Value in Rupees

Type of Assets			Acquisition of fixed assets (new/existing)	Addition Alteration & Major Improvements	Sale proceeds from disposal of fixed assets	*Own account capital formation	Gross Fixed Capital Formation (2+3-4+5)
1			2	3	4	5	6
701 Dwelling (Residential buildings)							
Other Building & structure	702	Building other than dwelling(Non-residential Building)					
	703	Other structures**					
	704	Land improvements & cost of land transfer					
Machinery & Equipment	705	Transport Equipment (vehicles etc.)					
	706	ICT*** (computer hardware & telecommunication equipment					
	707	Furniture & Fixture					
	708	Other machinery and equipment					
Intellectual property products	709	Research and Development					
	710	Computer software and database					
	711	Other intellectual property products					
	700	Total					

* Fixed assets produced for own use **Telephone/power Line, pipe line, cable, etc ***Information, Computer and Telecom.

NOTE:- Assets acquired on financial lease, should be included in the respective category.

3.21 PAKISTAN STANDARD INDUSTRIAL CLASSIFICATION (PSIC REV.4 2010) - INDUSTRIAL SECTION (SELECTED CODES FOR SHMI-2015)

Group		Class/ Subclass	Description
10			Manufacture of food products
	101		Processing and preserving of meat
		1010	Processing and preserving of meat
		10103	Production of dried, salted or smoked meat.
		10104	Production of meat Products.
		10105	Production of hides and skins originating from slaughterhouses, including fellmonger
		10106	Rendering of edible fats of animal origin
		10107	Processing of animal offal
		10108	Production of pulled wool
		10109	Others n.e.c.
	103		Processing and preserving of fruit and vegetables
		1030	Processing and preserving of fruit and vegetables
		10301	Manufacture of food consisting chiefly of fruit or vegetables/ manufacture of perishable prepared foods of fruit and vegetables, such as: Salads, peeled or cut vegetables, tofu (bean curd)
		10302	Preserving of fruit, nuts or vegetables
		10303	Manufacture of fruit or vegetable food products
		10304	Manufacture of fruit or vegetable juices/ concentrates
		10305	Manufacture of jams, marmalades and table jellies
		10306	Processing, preserving and industrial peeling of potatoes
		10307	Roasting of nuts/ manufacture of nut foods and pastes
		10309	Others n.e.c.
	104		Manufacture of vegetable and animal oils and fats
		1040	Manufacture of vegetable and animal oils and fats
		10401	Manufacture of crude / refined vegetable oils and their processing
		10402	Manufacture of non-defatted flour or meal of oilseeds, oil nuts or oil kernels
		10404	Manufacture of non-edible animal oils and fats/ extraction of fish and marine mammal oils
		10405	Production of cotton linters
		10406	Production of oilcakes and other residual products of oil production
		10409	Others n.e.c.
	105		Manufacture of dairy products
		1050	Manufacture of dairy products
		10501	Manufacture of fresh liquid milk, pasteurized, sterilized, homogenized and/or ultra-treated/manufacture of milk-based drinks
		10502	Manufacture of cream from fresh liquid milk
		10503	Manufacture of dried or concentrated milk
		10504	Manufacture of butter/ cheese etc.
		10505	Manufacture of yogurt
		10506	Manufacture of ice cream and other edible ice/ Manufacture of milk or cream in solid form
		10509	Others n.e.c.
	106		Manufacture of grain mill products, starches and starch products
		1061	Manufacture of grain mill products
		10611	Grain milling
		10612	Rice milling
		10613	Vegetable milling
		10614	Manufacture of cereal breakfast foods
		10615	Manufacture of flour mixes and prepared blended flour and dough for bread, cakes, biscuits or pancakes
		10619	Others n.e.c.
		1062	Manufacture of starches and starch products
		10621	Manufacture of starches from rice, potatoes, maize etc.
		10622	Wet corn milling
		10625	Manufacture of corn oil
	107		Manufacture of other food products

		1071		Manufacture of bakery products
			10711	Manufacture of bread and rolls
			10712	Manufacture of fresh/ preserved pastry, cakes, pies, tarts etc.
			10713	Manufacture of rusks, biscuits and other "dry" bakery products/ snack products
			10719	Others n.e.c.
		1072		Manufacture of sugar
			10721	Manufacture or refining of sugar and sugar substitutes from the juice of cane, beet, maple and palm etc.
			10722	Manufacture of sugar syrups
			10724	Production of maple syrup and sugar
		1073		Manufacture of cocoa, chocolate and sugar confectionery
			10734	Preserving in sugar of fruit, nuts, fruit peels and other parts of plants
		1075		Manufacture of prepared meals and dishes
			10751	Manufacture of meat or poultry dishes
			10752	Manufacture of fish dishes, including fish and chips
			10753	Manufacture of prepared dishes of vegetables
			10759	Others n.e.c.
		1079		Manufacture of other food products n.e.c.
			10793	Manufacture of soups and broths
			10795	Manufacture of perishable prepared foods, such as sandwiches, fresh pizza
			10796	Manufacture of spices, sauces and condiments
			10797	Manufacture of herb infusions (mint, vervain, chamomile etc.)/ manufacture of extracts and juices of meat, fish, crustaceans or molluscs
			10798	Processing of salt into food-grade salt, e.g. iodized salt
			10799	Others n.e.c.
11				Manufacture of beverages
	110			Manufacture of beverages
		1101		Distilling, rectifying and blending of spirits
			11010	Manufacture of distilled, potable, alcoholic beverages, blending of distilled spirits, production of neutral spirits
		1102		Manufacture of wines
			11020	Manufacture of wine etc.
		1103		Manufacture of malt liquors and malt
			11030	Manufacture of malt and malt liquors
		1104		Manufacture of soft drinks; production of mineral waters and other bottled waters
			11041	Manufacture of non-alcoholic beverages
			11042	Production of natural mineral waters and other bottled waters
			11043	Manufacture of soft drinks like lemonade, orangeade, cola, fruit drinks, tonic waters etc.
12				Manufacture of tobacco products
	120			Manufacture of tobacco products
		1200		Manufacture of tobacco products
			12001	Manufacture of tobacco products and products of tobacco substitutes etc.
			12009	Others n.e.c.
13				Manufacture of textiles
	131			Spinning, weaving and finishing of textiles
		1311		Preparation and spinning of textile fibres
			13111	Preparatory operations on textile fibres
			13112	Spinning and manufacture of yarn or thread
		1312		Weaving of textiles
			13121	Manufacture of broad woven cotton-type, woollen-type, worstedtype or silk-type fabrics
			13129	Others n.e.c.
		1313		Finishing of textiles
			13131	Bleaching and dyeing of textile fibres, yarns, fabrics and textile articles, including wearing apparel
			13132	Dressing, drying, steaming, shrinking, mending, Sanforizing, mercerizing of textiles and textile articles, including wearing apparel
			13139	Others n.e.c.
	139			Manufacture of other textiles
		1391		Manufacture of knitted and crocheted fabrics
			13910	Manufacture and processing of knitted or crocheted fabrics etc.

		1392	Manufacture of made-up textile articles, except apparel
		13921	Manufacture of made-up articles of any textile material
		13922	Manufacture of made-up furnishing articles
		13929	Others n.e.c.
		1393	Manufacture of carpets and rugs
		13930	Manufacture of textile floor coverings like carpets, rugs and mats, tiles etc.
		1394	Manufacture of cordage, rope, twine and netting
		13941	Manufacture of twine, cordage, rope and cables of textile fibres or strip or the like
		13942	Manufacture of knotted netting of twine, cordage or rope including products of rope or netting
		1399	Manufacture of other textiles n.e.c.
		13991	Manufacture of labels, badges etc.
		13992	Manufacture of tulles and other net fabrics, and of lace and embroidery/ ornamental trimmings
		13999	Others n.e.c. (see detail under class 1399)
14			Manufacture of wearing apparel
	141		Manufacture of wearing apparel, except fur apparel
		1410	Manufacture of wearing apparel, except fur apparel
		14101	Manufacture of wearing apparel made of leather or composition leather
		14102	Manufacture of other outerwear/ work wear
		14103	Manufacture of underwear and nightwear
		14104	Manufacture of babies' garments, tracksuits and others etc.
		14105	Manufacture of other clothing accessories such as gloves, belts, shawls, ties, cravats, hairnets etc./ hats and caps
		14106	Manufacture of footwear of textile material without applied soles
		14109	Others n.e.c.
	142		Manufacture of articles of fur
		1420	Manufacture of articles of fur
		14200	Manufacture of articles made of fur skins
	143		Manufacture of knitted and crocheted apparel
		1430	Manufacture of knitted and crocheted apparel
		14301	Manufacture of knitted or crocheted wearing apparel and other made-up articles like pullovers, cardigans, jerseys, waistcoats and similar articles
		14302	Manufacture of hosiery, including socks, tights and pantyhose
		14309	Others n.e.c.
15			Manufacture of leather and related products
	151		Tanning and dressing of leather; manufacture of luggage, handbags, saddler and harness; dressing and dyeing of fur
		1511	Tanning and dressing of leather; dressing and dyeing of fur
		15111	Tanning, dyeing and dressing of hides and skins
		15112	Scraping, shearing, plucking, currying, tanning, bleaching and dyeing of fur skins and hides with the hair on
		15119	Others n.e.c.
		1512	Manufacture of luggage, handbags and the like, saddlery and harness
		15121	Manufacture of luggage, handbags and the like, of leather, composition leather or any other material
		15122	Manufacture of diverse articles of leather or composition leather
		15129	Others n.e.c.
	152		Manufacture of footwear
		1520	Manufacture of footwear
		15201	Manufacture of footwear for all purposes, of any material, by any process
		15202	Manufacture of leather parts of footwear etc.
		15209	Others n.e.c.
16			Manufacture of wood and of products of wood and cork, except furniture; manufacture of articles of straw and plating materials
	161		Sawmilling and planning of wood
		1610	Sawmilling and planning of wood
		16101	Sawing, planning and machining of wood/ slicing, peeling or chipping logs
		16103	Manufacture of unassembled wooden flooring/ wood wool, wood flour, chips, particles
		16109	Others n.e.c.
	162		Manufacture of products of wood, cork, straw and plaiting materials

		1621		Manufacture of veneer sheets and wood-based panels
			16211	Manufacture of veneer sheets
			16212	Manufacture of plywood, veneer panels and similar laminated wood boards and sheets
			16213	Manufacture of particle board and fibreboard/ densified wood etc.
			16219	Others n.e.c.
		1622		Manufacture of builders' carpentry and joinery
			16221	Manufacture of wooden goods intended to be used in the construction industry
			16222	Manufacture of prefabricated buildings, or elements thereof, predominantly of wood/ mobile homes / wood partitions etc.
		1623		Manufacture of wooden containers
			16231	Manufacture of packing cases, boxes, crates, drums/ cable-drums etc. of wood
			16232	Manufacture of pallets, box pallets and other load boards of wood/ manufacture of barrels, vats, tubs and other coopers' products of wood
		1629		Manufacture of other products of wood; manufacture of articles of cork, straw and plaiting materials
			16291	Manufacture of various wood products
			16292	Natural cork processing, manufacture of agglomerated cork / articles of cork etc.
			16299	Others n.e.c.
17				Manufacture of paper and paper products
	170			Manufacture of paper and paper products
		1702		Manufacture of corrugated paper and paperboard and of containers of paper and paperboard
			17022	Manufacture of sacks, bags, office box files and similar articles of paper
18				Printing and reproduction of recorded media
	181			Printing and service activities related to printing
		1811		Printing
			18111	Printing of newspapers, magazines and other periodicals
			18112	Printing of books and brochures, music and music manuscripts, maps, atlases, posters, advertising catalogues, prospectuses and other printed advertising.
			18115	Printing directly onto textiles, plastic, glass, metal, wood and ceramics (except silk-screen printing on textiles and wearing apparel)
			18119	Other printing n.e.c.
		1812		Service activities related to printing
			18121	Binding of printed sheets
			18122	Composition, typesetting, phototypesetting, pre-press data input including scanning and optical character recognition, electronic make-up
			18123	Plate-making services including image-setting and plate-setting
			18124	Preparation of plates and dies
			18125	Design of printing products e.g. sketches, layouts, dummies etc.
			18126	Other graphic activities such as die-sinking or die-stamping, Braille copying, embossing, varnishing and laminating, collating and inseting, creasing
			18129	Other such activities n.e.c.
	182			Reproduction of recorded media
		1820		Reproduction of recorded media
			18201	Reproduction from master copies of gramophone records, compact discs and tapes with music or other sound recordings
			18202	Reproduction from master copies of records, compact discs and tapes with motion pictures and other video recordings
			18203	Reproduction from master copies of software and data on discs and tapes
			18209	Other such activities n.e.c.
20				Manufacture of chemicals and chemical products
	202			Manufacture of other chemical products
		2023		Manufacture of soap and detergents, cleaning and polishing preparations, perfumes and toilet preparations
			20232	Manufacture of soap
			20233	Manufacture of crude glycerol
			20234	Manufacture of surface-active preparations (washing powders and detergents, dish-washing preparations, textile softeners)
		2029		Manufacture of other chemical products n.e.c.
			20298	Manufacture of matches

	203			Manufacture of man-made fibres
		2030		Manufacture of man-made fibres
			20301	Manufacture of synthetic or artificial filament tow
			20302	Manufacture of synthetic or artificial staple fibres, not carded, combed or otherwise processed for spinning
			20303	Manufacture of synthetic or artificial filament yarn, including hightenacity yarn
			20304	Manufacture of synthetic or artificial monofilament or strip
			20309	Others n.e.c.
21				Manufacture of basic pharmaceutical products and pharmaceutical preparations
	210			Manufacture of pharmaceuticals, medicinal chemical and botanical product
		2100		Manufacture of pharmaceuticals, medicinal chemical and botanical products
			21003	Manufacture of medicaments including homeopathic preparations
22				Manufacture of rubber and plastics products
	221			Manufacture of rubber products
		2211		Manufacture of rubber tyres and tubes; retreading and rebuilding of rubber tyres
		2219		Manufacture of other rubber products
			22191	Manufacture of other products of natural or synthetic rubber.
			22192	Manufacture of rubber brushes, pipe stems, combs, hair pins etc.
	222			Manufacture of plastics products
		2220		Manufacture of plastics products
			22201	Manufacture of semi-manufactures and finished plastic products/ plastic articles for the packing of goods
			22202	Manufacture of builders' plastics ware
			22203	Manufacture of plastic tableware, kitchenware and toilet articles
			22204	Manufacture of artificial stone/ plastic signs etc.
			22209	Manufacture of other diverse plastic products
23				Manufacture of other non-metallic mineral products
	239			Manufacture of non-metallic mineral products n.e.c.
		2392		Manufacture of clay building materials
			23921	Manufacture of non-refractory ceramic hearth or wall tiles, mosaic cubes etc.
			23922	Manufacture of structural non-refractory clay building materials, like ceramic bricks, roofing tiles, pipes, conduits etc./ flooring blocks in baked clay
			23923	Manufacture of ceramic sanitary fixtures
		2393		Manufacture of other porcelain and ceramic products
			23931	Manufacture of ceramic tableware and other domestic or toilet articles etc.
			23932	Manufacture of electrical insulators and insulating fittings of ceramics/ magnets
			23933	Manufacture of ceramic laboratory, chemical and industrial products etc.
			23934	Manufacture of ceramic furniture
			23939	Manufacture of other porcelain and ceramic products n.e.c.
		2395		Manufacture of articles of concrete, cement and plaster
			23951	Manufacture of precast concrete, cement or artificial stone articles and plaster articles for use in construction
			23952	Manufacture of prefabricated structural components for buildings or civil engineering of cement, concrete or artificial stone
			23953	Manufacture of articles of asbestos-cement or cellulose fibre-cement or the like (sheets, panels, tiles,, pipes, troughs, basins, sinks, furniture, frames etc.)
			23959	Manufacture of other articles of concrete, plaster, cement or artificial stone
		2396		Cutting, shaping and finishing of stone
			23961	Cutting, shaping and finishing of stone for use in construction in cemeteries, on roads, as roofing etc.
			23962	Manufacture of stone furniture
		2399		Manufacture of other non-metallic mineral products n.e.c.
			23991	Manufacture of millstones, sharpening or polishing stones and natural or artificial abrasive products, including abrasive products on a soft base
24				Manufacture of basic metals
	243			Casting of metals
		2431		Casting of iron and steel
			24319	Others n.e.c. Casting of iron and steel
25				Manufacture of fabricated metal products, except machinery and equipment
	251			Manufacture of structural metal products, tanks, reservoirs and steam generators
		2511		Manufacture of structural metal products

		25112	Manufacture of prefabricated buildings mainly of metal, metal doors, windows and their frames, shutters and gates, room partitions etc.
	252		Manufacture of weapons and ammunition
		2520	Manufacture of weapons and ammunition
		25202	Manufacture of small arms (revolvers, shotguns, light machine guns)
		25203	Manufacture of air or gas guns and pistols/ hunting, sporting or protective firearms
	259		Manufacture of other fabricated metal products; metalworking service activities
		2592	Treatment and coating of metals; machining
		25923	Boring, turning, milling, eroding, planning, lapping, broaching, levelling, sawing, grinding, sharpening, polishing, welding, splicing etc. of metalwork pieces
		2593	Manufacture of cutlery, hand tools and general hardware
		25931	Manufacture of cutlery
		25932	Manufacture of knives and cutting blades, hand tools, nonpowerdriven agricultural hand tools, saws and saw blades for machines or for mechanical appliances
		25933	Manufacture of padlocks, locks, keys, hinges and the like, hardware for buildings, furniture, vehicles etc.
		25934	Manufacture of other tools of such nature n.e.c.
		2599	Manufacture of other fabricated metal products n.e.c.
		25991	Manufacture of cans, drums, buckets, boxes, tins and cans for food products, metal cable, plaited bands and similar articles,
		25992	Manufacture of uninsulated metal cable or insulated cable not capable of being used as a conductor of electricity, articles made of wire etc.
		25994	Manufacture of metal household articles
		25995	Manufacture of metal goods for office use, except furniture
27			Manufacture of electrical equipment
	271		Manufacture of electric motors, generators, transformers and electricity distribution and control apparatus
		2710	Manufacture of electric motors, generators, transformers and electricity distribution and control apparatus
		27103	Manufacture of power circuit breakers / surge suppressors / control panels for electric power distribution / electrical relays etc.
		27104	Manufacture of duct for electrical switchboard apparatus / electric fuses / power switching equipment / electric power switches
	273		Manufacture of wiring and wiring devices
		2733	Manufacture of wiring devices
		27331	Manufacture of bus bars, electrical conductors, GFCI (ground fault circuit interrupters), lamp holders, coils, switches/ boxes for electrical wiring, electrical outlets and sockets, electrical conduit and fitting etc.
		27333	Manufacture of plastic non current-carrying wiring devices including plastic junction boxes, face plates, and similar, plastic pole line fittings etc.
	274		Manufacture of electric lighting equipment
		2740	Manufacture of electric lighting equipment
		27401	Manufacture of lamps, fixtures and bulbs, ceiling lighting fixtures, chandeliers, table lamps, flashlights, electric insect lamps, lanterns, spotlights etc.
	279		Manufacture of other electrical equipment
		2790	Manufacture of other electrical equipment
		27902	Manufacture of uninterruptible power supplies (UPS), power supplies
28			Manufacture of machinery and equipment n.e.c.
	281		Manufacture of general-purpose machinery
		2811	Manufacture of engines and turbines, except aircraft, vehicle and cycle engines
		28112	Manufacture of turbines and parts thereof, boiler-turbine sets, turbine-generator sets etc.
		2813	Manufacture of other pumps, compressors, taps and valves
		28134	Manufacture of industrial taps and valves, including regulating valves and intake taps, sanitary taps and valves, heating taps and valves, hand pumps etc.
		2817	Manufacturing of Office Machinery and Equipment (except computers and peripheral equipment)
		28174	Manufacture of pencil sharpeners, staplers and staple removers, hole punches.
		2818	Manufacture of power-driven hand tools
		28180	Manufacture of hand tools, with self-contained electric or nonelectric motor or pneumatic drive.

	282		Manufacture of special-purpose machinery
		2821	Manufacture of agricultural and forestry machinery
		28214	Manufacture of agricultural machinery for soil preparation, planting or fertilizing
		28215	Manufacture of harvesting or threshing machinery
		28216	Manufacture of milking machines
		28217	Manufacture of spraying machinery for agricultural use
		28219	Manufacture of diverse agricultural machinery
		2822	Manufacture of metal-forming machinery and machine tools
		28222	Manufacture of machine tools for turning, drilling, milling, shaping, planning, boring, grinding etc.
		28223	Manufacture of stamping or pressing machine tools
		28224	Manufacture of punch presses, hydraulic presses, hydraulic brakes, drop hammers, forging machines etc.
		28225	Manufacture of stationary machines, stationary rotary or rotary percussion drills, filing machines, riveters, sheet metal cutters etc.
		28226	Manufacture of electroplating machinery
		28227	Manufacture of parts and accessories for the machine tools listed above
		2825	Manufacture of machinery for food, beverage and tobacco processing
		28254	Manufacture of presses, crushers etc. used to make wine, cider, fruit juices etc.
		28255	Manufacture of machinery for the bakery industry or for making macaroni, spaghetti or similar products
		28256	Manufacture of machinery for the extraction or preparation of animal or vegetable fats or oils
		28257	Manufacture of machinery for the preparation of tobacco and for the making of cigarettes or cigars, or for pipe or chewing tobacco or snuff
		2826	Manufacture of machinery for textile, apparel and leather production
		28262	Manufacture of auxiliary machines or equipment for textile machinery
		28263	Manufacture of textile printing machinery
		28264	Manufacture of machinery for fabric processing
		2829	Manufacture of other special-purpose machinery
		28294	Manufacture of machinery for producing tiles, bricks, shaped ceramic pastes, pipes, graphite electrodes, blackboard chalk, foundry moulds etc.
29			Manufacture of motor vehicles, trailers and semi-trailers
	292		Manufacture of bodies (coachwork) for motor vehicles; manufacture of trailers and semi-trailers
		2920	Manufacture of bodies (coachwork) for motor vehicles; manufacture of trailers and semi-trailers
		29201	Manufacture of bodies, including cabs for motor vehicles and outfitting of all types
		29202	Manufacture of trailers and semi-trailers
		29203	Manufacture of containers for carriage by one or more modes of transport
	293		Manufacture of parts and accessories for motor vehicles
		2930	Manufacture of parts and accessories for motor vehicles
		29302	Manufacture of parts & accessories of bodies for motor vehicles, car seats etc.
		29303	Manufacture of motor vehicle electrical equipment
30			Manufacture of other transport equipment
	301		Building of ships and boats
		3011	30111 Building of ships and floating structures
			30114 Building of fishing boats and fish-processing factory vessels
		3012	Building of pleasure and sporting boats
		30122	Building of sailboats, motor boats, recreation-type hovercraft, personal watercraft etc.
	309		Manufacture of transport equipment n.e.c.
		3091	Manufacture of motorcycles
		30911	Manufacture of motorcycles, mopeds and cycles fitted with an auxiliary engine, engines for motorcycles, sidecars etc.
		30912	Manufacture of parts and accessories for motorcycles
		3092	Manufacture of bicycles and invalid carriages
		30921	Manufacture of non-motorized bicycles and other cycles, parts and accessories of bicycles etc.
		30922	Manufacture of invalid carriages, their parts & accessories, baby carriages etc.
		3099	Manufacture of other transport equipment n.e.c.

			30991	Manufacture of hand-propelled vehicles: luggage trucks, handcarts, sledges, shopping carts etc.
			30992	Manufacture of vehicles drawn by animals: sulkies, donkeycarts, hearses etc.
31				Manufacture of furniture
	310			Manufacture of furniture
		3100		Manufacture of furniture
			31001	Manufacture of chairs and seats, sofas, sofa beds and sofa sets
			31002	Manufacture of special furniture for shops: counters, display cases, shelves etc., for churches, schools, restaurants
			31003	Manufacture of office furniture
			31004	Manufacture of kitchen furniture, furniture for bedrooms etc., cabinets
			31005	Manufacture of laboratory benches, stools and other laboratory seating, laboratory furniture (e.g. cabinets and tables)
32				Other manufacturing
	321			Manufacture of jewellery, bijouterie and related articles
		3211		Manufacture of jewellery and related articles
			32111	Production of worked pearls
			32112	Production of precious and semi-precious stones / diamonds in the worked state
			32113	Manufacture of jewellery, goldsmiths' articles
			32114	Manufacture of precious metal watch bands, wristbands, watch straps and cigarette cases etc.
		3212		Manufacture of imitation jewellery and related articles
			32121	Manufacture of costume or imitation jewellery
			32122	Manufacture of metal watch bands (except precious metal)
	322			Manufacture of musical instruments
		3220		Manufacture of musical instruments
			32201	Manufacture of stringed instruments, keyboard stringed instruments, harmoniums etc.
			32202	Manufacture of musical instruments, the sound of which is produced electronically, musical boxes, fairground organs, calliopes etc., instrument parts and accessories
			32209	Others n.e.c.
	323			Manufacture of sports goods
		3230		Manufacture of sports goods
			32301	Manufacture of foot balls
			32302	Manufacture of rackets, bats
			32309	Manufacture of other articles and equipment for sports, outdoor and indoor games, of any material.
	324			Manufacture of games and toys
		3240		Manufacture of games and toys
			32401	Manufacture of dolls and doll garments, parts and accessories, action figures, toy animals, musical instruments.
			32402	Manufacture of playing cards, games, chess etc.,
			32403	Manufacture of coin-operated games, billiards, special tables for games, etc.
			32404	Manufacture of puzzles and similar articles
			32409	Others n.e.c.
	325			Manufacture of medical and dental instruments and supplies
		3250		Manufacture of medical and dental instruments and supplies
			32501	Manufacture of surgical drapes and sterile string and tissue
			32502	Manufacture of dental fillings and cements (except denture adhesives), dental wax and other dental plaster preparations
			32503	Manufacture of dental laboratory furnaces
			32504	Manufacture of laboratory ultrasonic cleaning machinery, laboratory sterilizers, distilling apparatus, laboratory centrifuges
			32505	Manufacture of medical, surgical, dental or veterinary furniture
			32506	Manufacture of dental instruments (including dentists' chairs incorporating dental equipment), orthopaedic and prosthetic devices
			32507	Manufacture of bone plates and screws, syringes, needles, catheters, cannulae, etc., artificial teeth, bridges, etc., medical thermometers, bone reconstruction cements
			32508	Manufacture of ophthalmic goods, eyeglasses, sunglasses, lenses ground to prescription, contact lenses, safety goggles
			32509	Others n.e.c.
	329			Other manufacturing n.e.c.

		3290		Other manufacturing n.e.c.
			32901	Manufacture of protective safety equipment
			32902	Manufacture of brooms and brushes, including brushes constituting parts of machines, shoe and clothes brushes.
			32903	Manufacture of pens and pencils of all kinds whether or not mechanical, pencil lead, stamps etc.
33				Repair and installation of machinery and equipment
	331			Repair of fabricated metal products, machinery and equipment
		3312		Repair of machinery
			33127	Repair and maintenance of miscellaneous machinery
			33128	Repair and maintenance of weighing equipment, vending machine, photocopy machine, calculators, typewriters etc.
			33129	Others n.e.c.
		3313		Repair of electronic and optical equipment
			33131	Repair and maintenance of the measuring, testing, navigating and control equipment.
			33132	Repair and maintenance of irradiation, electro-medical and electrotherapeutic equipment.
			33133	Repair and maintenance of optical instruments and equipment, if the use is mainly commercial
		3314		Repair of electrical equipment
			33141	Repair and maintenance of power, distribution, and specialty transformers
			33142	Repair and maintenance of electric motors, generators etc
			33143	Repair and maintenance of switchgear and switchboard apparatus, relays and industrial controls, electric lighting equipment, primary and storage batteries etc.
			33144	Repair and maintenance of current-carrying wiring devices and non current-carrying wiring devices for wiring electrical circuits etc.
		3315		Repair of transport equipment, except motor vehicles
			33151	Repair and routine maintenance of ships
			33152	Repair and maintenance of pleasure boats
			33153	Repair and maintenance of locomotives and railroad cars (except factory rebuilding or factory conversion)
			33154	Repair and maintenance of aircraft (except factory conversion, factory overhaul, factory rebuilding), aircraft engines
			33155	Repair of animal drawn buggies and wagons
		3319		Repair of other equipment
			33191	Repair of fishing nets, including mending, ropes, riggings, canvas and tarps, fertilizer and chemical storage bags,
			33192	Repair or reconditioning of wooden pallets, shipping drums or barrels, and similar items, repair of pinball machines and other coin-operated games
			33193	Restoring of organs and other historical musical instruments
			33199	Others n.e.c.
	332			Installation of industrial machinery and equipment
		3320		Installation of industrial machinery and equipment
			33201	Installation of industrial machinery in industrial plant and industrial process control equipment
			33202	Installation of other industrial equipment like communications equipment, mainframe and similar computers, irradiation and electro-medical equipment etc
			33203	Dismantling large-scale machinery and equipment
			33209	Installation of others n.e.c.

TABLE NO. 1 SUMMARY STATISTICS BY MAJOR INDUSTRIAL GROUP (ALL UNITS) 2015

Value in "000" Rs.

Major Industry Group		No. of reporting manufacturing units	Total No. of Person engaged	Employment		During the year						
PSIC Code	Description			No.	Cost	Industrial Cost	Value of Production	Census value added	GFCF	Non-industrial cost	Receipt from Non-industrial Activities	Contribution to GDP
1	2	3	4	5	6	7	8	9	10	11	12	13
ALL AREAS		1242124	2695130	580731	7464715	358497849	859265315	500767466	81983533	25645200	1137281	476259547
10	Manufacture of food products	154602	327109	101372	1371505	92148881	207322633	115173752	22726843	4264453	612767	111522066
101	Processing and preserving of meat	1322	4148	2810	14684	1034123	3072628	2038505	58775	37100	-	2001405
1010	Processing and preserving of meat	1322	4148	2810	14684	1034123	3072628	2038505	58775	37100	-	2001405
10103	Production of dried, salted or smoked meat	1131	32	-	-	868433	2627258	1758825	56841	29130	-	1729695
10104	Production of meat products	95	48	32	288	122486	311430	188945	134	6786	-	182159
10107	Processing of animal offal	71	105	70	700	20200	87140	66940	1800	1184	-	65756
10109	Others (Processing and Preserving of meat)	25	75	50	750	23004	46800	23796	-	-	-	23796
103	Processing and preserving of fruit and vegetables	1300	4217	1390	17715	323875	802389	478514	94268	29415	-	449099
1030	Processing and preserving of fruit and vegetables	1300	4217	1390	17715	323875	802389	478514	94268	29415	-	449099
10301	Manufacture of food consisting chiefly of fruit or vegetables/ manufacture of perishable prepared foods of fruit and vegetables, such as: Salads, peeled or cut vegetables, tofu (bean curd)	152	36	-	-	53462	132210	78748	1450	3302	-	75446
10302	Preserving of fruit, nuts or vegetables	443	108	-	-	121090	383553	262463	907	10774	-	251689
10303	Manufacture of fruit or vegetable food products	104	22	11	160	33757	81119	47362	1411	1658	-	45704
10304	Manufacture of fruit or vegetable juices/ concentrates	146	115	92	276	43799	104314	60514	2440	9441	-	51073
10307	Roasting of nuts/ manufacture of nut foods and pastes	55	40	-	-	13728	25330	11602	40	1540	-	10062
10309	Others (Processing and Preserving of fruit and vegetables)	400	1800	800	12500	58040	75864	17825	88020	2701	-	15124
104	Manufacture of vegetable and animal oils and fats	2671	5950	1827	22007	2348367	4504866	2156499	616784	114918	-	2041581
1040	Manufacture of vegetable and animal oils and fats	2671	5950	1827	22007	2348367	4504866	2156499	616784	114918	-	2041581
10401	Manufacture of crude / refined vegetable oils and their processing	821	238	210	2030	1091525	1608715	517190	175982	62229	-	454961
10402	Manufacture of non-defatted flour or meal of oilseeds, oil nuts or oil kernels	528	42	28	420	289278	802483	513205	208810	20988	-	492217
10404	Manufacture of non-edible animal oils and fats/ extraction of fish and marine mammal oils	30	60	30	360	18960	61582	42622	-	-	-	42622
10405	Production of cotton linters	62	26	-	-	4868	9648	4780	90	216	-	4564
10406	Production of oilcakes and other residual products of oil production	918	11	-	-	723456	1421475	698019	157961	25521	-	672497
10409	Others (Manufacture of vegetable and animal oils and fats)	312	140	-	-	220280	600963	380683	73942	5963	-	374720
105	Manufacture of dairy products	10705	26998	9428	145452	9608357	21204003	11595646	2922830	428235	438114	11605524
1050	Manufacture of dairy products	10705	26998	9428	145452	9608357	21204003	11595646	2922830	428235	438114	11605524
10501	Manufacture of fresh liquid milk, pasteurized, sterilized, homogenized and/or ultra heat treated/ manufacture of milk-based drinks	380	24	-	-	172873	388758	215885	322779	17822	-	198063
10502	Manufacture of cream from fresh liquid milk	624	69	46	483	498590	992532	493942	72413	36258	429552	887236
10503	Manufacture of dried or concentrated milk	105	420	280	2363	781480	1769726	988246	83755	1064	-	987182
10504	Manufacture of butter/ cheese etc.	1966	196	-	-	505677	1218344	712667	51424	9658	-	703009
10505	Manufacture of yoghurt	4896	49	-	-	4026156	8077860	4051704	286479	253386	-	3798318

Major Industry Group		No. of reporting manufacturing units	Total No. of Person engaged	Employment		During the year						
PSIC Code	Description			No.	Cost	Industrial Cost	Value of Production	Census value added	GFCF	Non-industrial cost	Receipt from Non-industrial Activities	Contribution to GDP
1	2	3	4	5	6	7	8	9	10	11	12	13
10506	Manufacture of ice cream and other edible ice/ Manufacture of milk or cream in solid form	1648	210	120	1140	2359148	6683789	4324641	1572078	90958	8464	4242146
10509	Others (Manufacture of dairy products)	1086	140	105	1260	1264432	2072994	808562	533902	19089	98	789571
106	Manufacture of grain mill products, starches and starch products	105052	169322	25435	339592	24991551	56326279	31334728	14421177	1531685	170678	29973722
1061	Manufacture of grain mill products	104745	168747	25328	337742	24910073	56036308	31126235	14366041	1522448	170678	29774465
10611	Grain milling	96513	208	-	-	19178420	42763829	23585409	12749177	1209635	167374	22543148
10612	Rice milling	501	210	140	1960	265219	474225	209007	184896	7433	-	201574
10613	Vegetable milling	123	30	-	-	9164	38745	29580	18479	3229	-	26352
10614	Manufacture of cereal breakfast foods	109	2	-	-	26111	48934	22823	60	194	-	22629
10615	Manufacture of flour mixes and prepared blended flour and dough for bread, cakes, biscuits or pancakes	6183	288	216	2016	4648823	9711282	5062459	1014442	225341	3304	4840421
10619	Others (Manufacture of grain mill products).	1316	315	280	4200	782336	2999293	2216957	398987	76616	-	2140341
1062	Manufacture of starches and starch products	307	575	107	1850	81478	289971	208494	55136	9237	-	199257
10621	Manufacture of starches from rice, potatoes, maize etc.	150	120	24	144	67712	260394	192682	51230	6601	-	186081
10625	Manufacture of corn oil	157	20	-	-	13765	29577	15811	3906	2636	-	13176
107	Manufacture of other food products	33552	116474	60482	832056	53842607	121412467	67569860	4613010	2123100	3974	65450734
1071	Manufacture of bakery products	25579	86614	45645	641637	32472577	73828073	41355495	3261710	1679620	1982	39677858
10711	Manufacture of bread and rolls	3792	28	-	-	5007764	11845456	6837691	147878	231189	1404	6607907
10712	Manufacture of fresh/ preserved pastry, cakes, pies, tarts etc.	2536	10	6	50	3391601	8084595	4692995	656181	175684	-	4517311
10713	Manufacture of rusks, biscuits and other “dry” bakery products/ snack products	5721	136	119	1091	7771614	17453748	9682134	1119408	435222	360	9247272
10719	Others (Manufacture of bakery products)	13530	1470	588	9604	16301599	36444274	20142675	1338243	837525	218	19305368
1072	Manufacture of sugar	3055	15092	7877	117116	2444686	5027473	2582787	1030286	86739	1152	2497200
10721	Manufacture or refining of sugar and sugar substitutes from the juice of cane, beet, maple and palm etc.	3007	250	50	645	2442046	5018161	2576115	1028486	86643	1152	2490624
10722	Manufacture of sugar syrups	48	108	-	-	2640	9312	6672	1800	96	-	6576
1073	Manufacture of cocoa, chocolate and sugar confectionery	426	1709	891	7080	288167	882935	594768	15911	12987	840	582621
10731	Manufacture of cocoa, cocoa butter, cocoa fat, cocoa oil	72	252	180	1800	50229	201125	150896	-	1346	-	149550
10732	Manufacture of chocolate & chocolate confectionery, sugar confectionery etc.	228	105	35	298	58502	245827	187325	11446	7838	840	180326
10734	Preserving in sugar of fruit, nuts, fruit peels and other parts of plants	126	180	150	1350	179436	435983	256547	4466	3802	-	252745
1074	Manufacture of macaroni, noodles, couscous and similar farinaceous products	34	68	-	-	6585	15667	9082	109	857	-	8225
10741	Manufacture of pastas such as macaroni and noodles etc.	34	68	-	-	6585	15667	9082	109	857	-	8225
1075	Manufacture of prepared meals and dishes	2565	8241	4523	43913	17868425	39566685	21698260	145336	257922	-	21440338
10751	Manufacture of meat or poultry dishes	1193	252	168	1450	1803245	5582103	3778858	87895	123366	-	3655492
10752	Manufacture of fish dishes, including fish and chips	197	69	46	288	499654	1375480	875826	6117	31784	-	844042

Major Industry Group		No. of reporting manufacturing units	Total No. of Person engaged	Employment		During the year						
PSIC Code	Description			No.	Cost	Industrial Cost	Value of Production	Census value added	GFCF	Non-industrial cost	Receipt from Non-industrial Activities	Contribution to GDP
1	2	3	4	5	6	7	8	9	10	11	12	13
10753	Manufacture of prepared dishes of vegetables	112	120	80	480	162106	423558	261453	5341	15232	-	246221
10759	Others (Manufacture of prepared meals and dishes)	1063	50	40	530	15403420	32185544	16782124	45983	87540	-	16694583
1079	Manufacture of other food products n.e.c.	1893	4750	1546	22310	762166	2091634	1329468	159659	84975	-	1244493
10792	Blending of tea and mate/ manufacture of extracts and preparations based on tea or maté	42	112	70	420	10325	35462	25137	1820	1092	-	24045
10795	Manufacture of perishable prepared foods, such as sandwiches, fresh pizza	449	28	14	105	201008	560821	359814	41802	24491	-	335323
10796	Manufacture of spices, sauces and condiments	192	144	60	552	60930	164581	103651	16573	10331	-	93320
10797	Manufacture of herb infusions (mint, vervain, chamomile etc.)/ manufacture of extracts and juices of meat, fish, crustaceans or molluscs	17	17	-	-	639	2448	1809	-	-	-	1809
10798	Processing of salt into food-grade salt, e.g. iodized salt	207	68	68	2448	54499	186390	131891	59730	8738	-	123153
10799	Others (Manufacture of food products)	986	36	-	-	434766	1141932	707166	39735	40323	-	666843
11	Manufacture of beverages	1103	3543	1281	17340	336117	1292521	956404	352754	37814	1703	920293
110	Manufacture of beverages	1100	3534	1275	17250	335857	1289976	954120	352718	37689	1703	918133
1104	Manufacture of soft drinks; production of mineral waters and other bottled waters	1100	3534	1275	17250	335857	1289976	954120	352718	37689	1703	918133
11041	Manufacture of non-alcoholic beverages	90	42	-	-	13216	56320	43105	1070	2987	-	40118
11042	Production of natural mineral waters and other bottled waters	51	60	45	675	58300	156320	98020	-	260	-	97760
11043	Manufacture of soft drinks like lemonade, orangeade, cola, fruit drinks, tonic waters etc.	959	120	90	810	264341	1077336	812995	351648	34442	1703	780255
113		3	9	6	90	260	2545	2285	36	125	-	2160
1139		3	9	6	90	260	2545	2285	36	125	-	2160
11399		3	9	6	90	260	2545	2285	36	125	-	2160
12	Manufacture of tobacco products	12537	74745	35500	530902	13114729	17517985	4403256	4085350	566344	4425	3841338
120	Manufacture of tobacco products	12537	74745	35500	530902	13114729	17517985	4403256	4085350	566344	4425	3841338
1200	Manufacture of tobacco products	12537	74745	35500	530902	13114729	17517985	4403256	4085350	566344	4425	3841338
12001	Manufacture of tobacco products and products of tobacco substitutes etc.	12459	350	150	2600	13101076	17477342	4376266	4084245	563120	4425	3817571
12009	Others (Manufacture of tobacco products)	78	78	26	1027	13652	40643	26991	1105	3224	-	23767
13	Manufacture of textiles	558885	1095916	85676	1170648	17121834	67678297	50556463	11866495	3143643	88699	47501519
131	Spinning, weaving and finishing of textiles	11741	40448	23103	338431	6572221	16122334	9550113	5086265	557774	11586	9003925
1311	Preparation and spinning of textile fibres	2860	12295	8427	105893	2815833	6547728	3731896	1366810	186548	11136	3556484
13111	Preparatory operations on textile fibres	288	560	490	4445	1158361	1946942	788582	106445	34121	-	754461
13112	Spinning and manufacture of yarn or thread	2572	1875	1000	9875	1657472	4600786	2943314	1260365	152427	11136	2802023
1312	Weaving of textiles	5183	16636	8799	107908	2964560	7371445	4406885	797588	250794	450	4156541
13121	Manufacture of broad woven cotton-type, woollen-type, worsted-type or silk-type fabrics	3855	45	-	-	2448218	6158083	3709864	642283	209158	450	3501157

Major Industry Group		No. of reporting manufacturing units	Total No. of Person engaged	Employment		During the year						
PSIC Code	Description			No.	Cost	Industrial Cost	Value of Production	Census value added	GFCF	Non-industrial cost	Receipt from Non-industrial Activities	Contribution to GDP
1	2	3	4	5	6	7	8	9	10	11	12	13
13122	Manufacture of other broad woven fabrics, using flax, ramie, hemp, jute, bast fibres and special yarns	76	432	360	4500	32128	212144	180016	5652	23146	-	156870
13129	Others (Weaving of textiles)	1252	36	-	-	484214	1001218	517005	149652	18491	-	498514
1313	Finishing of textiles	3698	11517	5877	124630	791828	2203161	1411333	2921867	120432	-	1290900
13131	Bleaching and dyeing of textile fibres, yarns, fabrics and textile articles, including wearing apparel	2334	189	108	3240	193775	1052297	858523	2537431	78929	-	779594
13132	Dressing, drying, steaming, shrinking, mending, Sanforizing, mercerizing of textiles and textile articles, including wearing apparel	962	70	-	-	586871	1088022	501152	333664	37065	-	464086
13139	Others (Finishing of textiles)	402	88	22	286	11183	62841	51658	50772	4438	-	47220
139	Manufacture of other textiles	547144	1055468	62573	832218	10549613	51555963	41006350	6780230	2585869	77113	38497594
1391	Manufacture of knitted and crocheted fabrics	1071	1854	373	4473	563518	1536042	972524	9904	13722	-	958801
13910	Manufacture and processing of knitted or crocheted fabrics etc.	1071	115	92	1334	563518	1536042	972524	9904	13722	-	958801
1392	Manufacture of made-up textile articles, except apparel	31698	70329	8564	136973	1435384	5649751	4214367	1605090	270568	4904	3948703
13921	Manufacture, of made-up articles of any textile material	23525	27	-	-	888409	3516336	2627927	1004836	155934	4344	2476337
13922	Manufacture of made-up furnishing articles	7282	153	-	-	321073	1249170	928097	341351	66668	560	861989
13925		17	51	34	1020	741	10200	9459	2380	857	-	8602
13929	Others (Manufacture of made-up textile articles, except apparel)	874	72	-	-	225160	874044	648885	256523	47109	-	601776
1393	Manufacture of carpets and rugs	56179	142976	3700	33209	1321633	6081662	4760029	487094	274547	494	4485976
13930	Manufacture of textile floor coverings like carpets, rugs and mats, tiles etc.	56179	81	-	-	1321633	6081662	4760029	487094	274547	494	4485976
1394	Manufacture of cordage, rope, twine and netting	31731	80666	2299	45640	795121	2294872	1499752	475431	107503	-	1392248
13941	Manufacture of twine, cordage, rope and cables of textile fibres or strip or the like	22078	81	-	-	320711	967194	646483	241131	36957	-	609526
13942	Manufacture of knotted netting of twine, cordage or rope including products of rope or netting	9653	36	-	-	474410	1327679	853269	234299	70546	-	782723
1399	Manufacture of other textiles n.e.c.	426465	759643	47637	611923	6433958	35993636	29559678	4202711	1919529	71716	27711865
13991	Manufacture of labels, badges etc.	854	15	-	-	31365	318503	287138	4984	10083	378	277433
13992	Manufacture of tulles and other net fabrics, and of lace and embroidery/ ornamental trimmings	408720	105	60	600	6167955	34356759	28188803	3911733	1845880	70013	26412936
13999	Others (Manufacture of other textiles)	16891	108	-	-	234638	1318375	1083737	285994	63566	1325	1021496
14	Manufacture of wearing apparel	96994	196386	28707	387980	4299678	18581487	14281810	1795088	1051968	56746	13286588
141	Manufacture of wearing apparel, except fur apparel	84662	171969	26367	354887	3772318	16748914	12976596	1671102	985052	56617	12048161
1410	Manufacture of wearing apparel, except fur apparel	84662	171969	26367	354887	3772318	16748914	12976596	1671102	985052	56617	12048161
14101	Manufacture of wearing apparel made of leather or composition leather	318	132	96	1326	138818	362420	223602	3972	25484	-	198118
14102	Manufacture of other outerwear/ work wear	32213	98	-	-	1829728	9759490	7929762	1194381	683970	45248	7291040
14103	Manufacture of underwear and nightwear	919	29	-	-	14935	63581	48645	29	649	-	47997
14104	Manufacture of babies' garments, tracksuits and others etc.	959	450	375	3000	276857	1053983	777126	156438	77734	180	699572

Major Industry Group		No. of reporting manufacturing units	Total No. of Person engaged	Employment		During the year						
PSIC Code	Description			No.	Cost	Industrial Cost	Value of Production	Census value added	GFCF	Non-industrial cost	Receipt from Non-industrial Activities	Contribution to GDP
1	2	3	4	5	6	7	8	9	10	11	12	13
14105	Manufacture of other clothing accessories such as gloves, belts, shawls, ties, cravats, hairnets etc./ hats and caps	48948	54	-	-	1190502	4965024	3774522	282005	178013	11189	3607698
14106	Manufacture of footwear of textile material without applied soles	35	35	-	-	106	3850	3744	2877	-	-	3744
14109	Others (Manufacture of wearing apparel, except fur apparel)	1270	2	-	-	321370	540565	219195	31401	19202	-	199992
142	Manufacture of articles of fur	166	390	-	-	67490	192320	124830	-	5530	-	119300
1420	Manufacture of articles of fur	166	390	-	-	67490	192320	124830	-	5530	-	119300
14200	Manufacture of articles made of fur skins	166	320	-	-	67490	192320	124830	-	5530	-	119300
143	Manufacture of knitted and crocheted apparel	12166	24027	2340	33093	459870	1640253	1180383	123986	61386	130	1119127
1430	Manufacture of knitted and crocheted apparel	12166	24027	2340	33093	459870	1640253	1180383	123986	61386	130	1119127
14301	Manufacture of knitted or crocheted wearing apparel and other made-up articles like pullovers, cardigans, jerseys, waistcoats and similar articles	9869	28	-	-	343755	1285441	941686	36220	29842	130	911973
14302	Manufacture of hosiery, including socks, tights and pantyhose	1353	70	60	650	55489	150074	94585	16430	15684	-	78901
14309	Others (Manufacture of knitting and crocheted apparel)	944	68	34	1020	60626	204739	144113	71336	15860	-	128253
15	Manufacture of leather and related products	27859	60060	19473	269312	6472643	18457661	11985018	1170010	768700	5192	11221510
151	Tanning and dressing of leather; manufacture of luggage, handbags, saddlery and harness; dressing and dyeing of fur	1548	4214	2072	33558	489826	1741115	1251289	209217	65101	10	1186198
1511	Tanning and dressing of leather; dressing and dyeing of fur	282	676	186	2877	48876	118613	69737	94508	5332	-	64405
15111	Tanning, dyeing and dressing of hides and skins	93	265	106	477	37852	68600	30748	87776	2240	-	28508
15112	Scraping, shearing, plucking, currying, tanning, bleaching and dyeing of fur skins and hides with the hair on	107	70	-	-	7084	21557	14473	5832	1414	-	13059
15119	Others (Tanning and dressing of leather, dressing and dying of fur)	82	28	-	-	3940	28456	24516	900	1678	-	22838
1512	Manufacture of luggage, handbags and the like, saddlery and harness	1266	3538	1886	30681	440950	1622502	1181553	114709	59769	10	1121793
15121	Manufacture of luggage, handbags and the like, of leather, composition leather or any other material	908	6	2	12	251710	1012576	760866	105128	40570	10	720306
15122	Manufacture of diverse articles of leather or composition leather	132	93	31	54	160375	464224	303849	941	8137	-	295712
15129	Others (Manufacture of luggage, handbags and the saddlery and harness)	226	72	-	-	28865	145702	116837	8640	11062	-	105775
152	Manufacture of footwear	26311	55846	17401	235754	5982817	16716545	10733729	960792	703599	5182	10035312
1520	Manufacture of footwear	26311	55846	17401	235754	5982817	16716545	10733729	960792	703599	5182	10035312
15201	Manufacture of footwear for all purposes, of any material, by any process	16849	140	100	800	5248967	14029832	8780865	479264	606237	4449	8179076
15202	Manufacture of leather parts of footwear etc.	7056	37	-	-	551964	2162593	1610629	477939	83013	34	1527650
15209	Others (Manufacture of footwear)	2406	8	-	-	181885	524120	342235	3590	14348	700	328587
16	Manufacture of wood and of products of wood and cork, except furniture, manufacture of articles of straw and plaiting materials	147562	316958	50299	620198	30553851	76848885	46295034	7010920	2527511	135602	43903126
161	Sawmilling and planning of wood	17920	50511	22140	249185	11878576	29723536	17844960	3319258	834759	105815	17116017
1610	Sawmilling and planning of wood	17920	50511	22140	249185	11878576	29723536	17844960	3319258	834759	105815	17116017
16101	Sawing, planning and machining of wood/ slicing, peeling or chipping logs	16716	35	-	-	11699878	28903848	17203969	3252904	779422	105815	16530363
16102	Manufacture of wooden railway sleepers	35	70	35	420	4060	10500	6440	-	-	-	6440

Major Industry Group		No. of reporting manufacturing units	Total No. of Person engaged	Employment		During the year						
PSIC Code	Description			No.	Cost	Industrial Cost	Value of Production	Census value added	GFCF	Non-industrial cost	Receipt from Non-industrial Activities	Contribution to GDP
1	2	3	4	5	6	7	8	9	10	11	12	13
16103	Manufacture of unassembled wooden flooring/ wood wool, wood flour, chips, particles	270	125	-	-	77177	169024	91847	23227	7771	-	84076
16109	Others (Manufacture of Sawmilling and planning of wood)	899	52	26	286	97461	640165	542704	43127	47566	-	495138
162	Manufacture of products of wood, cork, straw and plaiting materials	129642	266447	28159	371013	18675275	47125349	28450074	3691662	1692752	29787	26787109
1621	Manufacture of veneer sheets and wood-based panels	6106	16421	1581	18387	991639	2738851	1747212	223306	177462	72	1569822
16211	Manufacture of veneer sheets	62	32	32	256	59162	126028	66866	683	3731	-	63135
16212	Manufacture of plywood, veneer panels and similar laminated wood boards and sheets	296	14	-	-	76899	327249	250349	942	38007	-	212342
16213	Manufacture of particle board and fibreboard/ densified wood etc.	79	30	15	150	7426	37484	30058	6490	9669	72	20461
16219	Others (Manufacture of veneer sheets and wood-based panels)	5669	150	-	-	848152	2248090	1399938	215191	126055	-	1273883
1622	Manufacture of builders' carpentry and joinery	15099	32180	8645	96327	6797995	17517659	10719665	1089134	596911	3706	10126459
16221	Manufacture of wooden goods intended to be used in the construction industry	12124	104	-	-	5640485	15569619	9929134	929855	463839	3538	9468833
16222	Manufacture of prefabricated buildings, or elements thereof, predominantly of wood/ mobile homes / wood partitions etc.	2975	3939	1010	7373	1157510	1948040	790530	159279	133072	168	657626
1623	Manufacture of wooden containers	6137	16846	5511	106603	2290247	3997221	1706974	464501	173895	18593	1551671
16231	Manufacture of packing cases, boxes, crates, drums/ cable-drums etc. of wood	5262	72	-	-	1702972	2847632	1144660	77777	118997	18593	1044256
16232	Manufacture of pallets, box pallets and other load boards of wood/ manufacture of barrels, vats, tubs and other coopers' products of wood	803	81	27	275	586986	1144405	557418	383512	54899	-	502520
16233	Manufacture of wooden cable-drums	72	72	-	-	288	5184	4896	3211	-	-	4896
1629	Manufacture of other products of wood; manufacture of articles of cork, straw and plaiting materials	102300	201000	12422	149696	8595396	22871619	14276223	1914721	744483	7417	13539157
16291	Manufacture of various wood products (see detail in description)	28404	27	-	-	6227409	15669730	9442321	1074555	492360	7150	8957111
16292	Natural cork processing, manufacture of agglomerated cork / articles of cork etc.	23974	35	-	-	340986	944320	603334	37094	32626	76	570784
16299	Others(Manufacture of other products of wood, manufacture of articles of cork, straw and planting materials)	49922	57	-	-	2027000	6257568	4230568	803072	219497	191	4011262
17	Manufacture of paper and paper products	2281	7292	2844	33747	645447	1896014	1250567	294663	103331	-	1147236
170	Manufacture of paper and paper products	2281	7292	2844	33747	645447	1896014	1250567	294663	103331	-	1147236
1701	Manufacture of pulp, paper and paperboard	215	664	381	5123	24617	165081	140463	39900	17909	-	122554
17013	Manufacture of paper and paperboard/ further processing of paper and paperboard	135	44	33	550	20394	131173	110779	-	12466	-	98313
17014	Manufacture of newsprint and other printing or writing paper	11	33	22	264	2904	13200	10296	-	3080	-	7216
17019	Others (Manufacture of pulp, paper and paperboard)	69	13	-	-	1320	20708	19388	39900	2363	-	17025
1702	Manufacture of corrugated paper and paperboard and of containers of paper and paperboard	1977	6414	2356	27553	594074	1664209	1070135	254463	79298	-	990836
17021	Manufacture of corrugated paper and paperboard and their container etc.	279	33	22	165	138424	268214	129790	6912	12211	-	117579

Major Industry Group		No. of reporting manufacturing units	Total No. of Person engaged	Employment		During the year						
PSIC Code	Description			No.	Cost	Industrial Cost	Value of Production	Census value added	GFCF	Non-industrial cost	Receipt from Non-industrial Activities	Contribution to GDP
1	2	3	4	5	6	7	8	9	10	11	12	13
17022	Manufacture of sacks, bags, office box files and similar articles of paper	1689	135	-	-	455156	1390175	935019	247549	66541	-	868478
17029	Others (Manufacture of corrugated paper and paperboard and containers of paper and paperboard)	9	6	3	30	494	5820	5326	2	546	-	4780
1709	Manufacture of other articles of paper and paperboard	89	214	107	1071	26756	66725	39969	300	6124	-	33845
17092	Manufacture of printing and writing paper, computer printout paper, self-copy paper etc. ready for use	17	14	-	-	2682	7307	4624	-	1002	-	3622
17099	Others (Manufacture of other articles of paper and paperboard)	72	14	-	-	24073	59418	35344	300	5122	-	30223
18	Printing and reproduction of recorded media	8579	24582	12266	139173	2953100	9453853	6500753	894900	551005	101	5949849
181	Printing and service activities related to printing	8579	24582	12266	139173	2953100	9453853	6500753	894900	551005	101	5949849
1811	Printing	3567	11232	6179	85932	2174499	6113477	3938978	831592	343671	101	3595408
18111	Printing of newspapers, magazines and other periodicals	330	132	88	1078	137740	735262	597522	20478	45557	-	551965
18112	Printing of books and brochures, music and music manuscripts, maps, atlases, posters, advertising catalogues, prospectuses and other printed advertising,	2568	54	18	351	1402871	4147924	2745052	735144	242881	-	2502171
18114	Printing of diaries, calendars, business forms and other commercial printed matter, personal stationery and other printed matter by letterpress, offset, photogravure, flexographic and other printing presses, duplication machines, computer printers, emboss	70	72	36	324	75617	146822	71205	4209	4340	-	66865
18115	Printing directly onto textiles, plastic, glass, metal, wood and ceramics (except silk-screen printing on textiles and wearing apparel)	206	110	22	220	19533	146454	126921	331	8920	-	118001
18119	Other printing n.e.c.	393	209	66	638	538738	937016	398278	71430	41973	101	356406
1812	Service activities related to printing	5012	13350	6087	53241	778601	3340376	2561775	63308	207334	-	2354440
18121	Binding of printed sheets	1868	74	37	222	505899	1886536	1380637	32911	87382	-	1293255
18122	Composition, typesetting, phototypesetting, pre-press data input including scanning and optical character recognition, electronic make-up	153	140	28	217	52001	192241	140240	22148	13814	-	126426
18123	Plate-making services including image-setting and plate-setting	583	30	15	270	105790	609102	503312	2368	54184	-	449128
18124	Preparation of plates and dies	146	55	22	220	25678	114843	89165	1862	9231	-	79934
18125	Design of printing products e.g. sketches, layouts, dummies etc.	224	11	-	-	9618	100558	90941	2544	7528	-	83413
18126	Other graphic activities such as die-sinking or die-stamping, Braille copying, embossing, varnishing and laminating, collating and insetting, creasing	133	22	-	-	29004	116728	87724	-	8146	-	79578
18129	Other (Service activities related to printing)	1905	105	-	-	50612	320368	269756	1476	27049	-	242706
19	Manufacture of coke and refined petroleum products	4105	16113	336	2220	519015	1153997	634982	13831	9882	-	625100
191	Manufacture of coke oven products	195	530	228	1320	99546	152011	52465	13399	4231	-	48234
1910	Manufacture of coke oven products	195	530	228	1320	99546	152011	52465	13399	4231	-	48234
19101	Operation of coke ovens	16	64	48	240	5974	11264	5290	-	960	-	4330
19102	Production of coke and semi-coke/ production of coke oven gas	35	70	-	-	43316	44800	1484	13370	168	-	1316
19104	Production of crude coal and lignite tars	144	396	180	1080	50256	95947	45691	29	3103	-	42588

Major Industry Group		No. of reporting manufacturing units	Total No. of Person engaged	Employment		During the year						
PSIC Code	Description			No.	Cost	Industrial Cost	Value of Production	Census value added	GFCF	Non-industrial cost	Receipt from Non-industrial Activities	Contribution to GDP
1	2	3	4	5	6	7	8	9	10	11	12	13
192	Manufacture of refined petroleum products	3910	15583	108	900	419468	1001985	582517	432	5651	-	576866
1920	Manufacture of refined petroleum products	3910	15583	108	900	419468	1001985	582517	432	5651	-	576866
19206	Manufacture of hard-coal and lignite fuel briquettes / petroleum briquettes	180	684	108	900	302400	512914	210514	432	-	-	210514
19207	Blending of bio fuels	3730	35	-	-	117068	489072	372004	-	5651	-	366353
20	Manufacture of chemicals and chemical products	1028	4183	2799	34909	707021	3207829	2500807	151561	95063	-	2405744
202	Manufacture of other chemical products	719	3018	2101	28044	246429	919628	673200	126805	62747	-	610452
2022	Manufacture of paints, varnishes and similar coatings, printing ink and mastics	79	191	112	2404	12503	43784	31281	41820	1011	-	30270
20221	Manufacture of paints and varnishes, enamels or lacquers	68	136	68	1700	2339	19584	17245	41820	571	-	16674
20222	Manufacture of prepared pigments and dyes, opacifiers and colours	11	55	44	704	10164	24200	14036	-	440	-	13596
2023	Manufacture of soap and detergents, cleaning and polishing preparations, perfumes and toilet preparations	609	2685	1910	24944	222989	826788	603800	82985	58614	-	545186
20232	Manufacture of soap	150	55	44	1188	94511	217206	122695	3609	15128	-	107567
20234	Manufacture of surface-active preparations (washing powders and detergents, dish-washing preparations, textile softeners)	43	30	20	400	30799	114472	83673	4732	9647	-	74026
20235	Manufacture of cleaning and polishing products	416	99	88	2640	97679	495110	397431	74644	33839	-	363593
2029	Manufacture of other chemical products n.e.c.	31	142	79	696	10937	49056	38119	2000	3122	-	34997
20294	Manufacture of photographic plates, films, sensitized paper and other sensitized unexposed materials	15	30	15	120	9900	31200	21300	-	1740	-	19560
20298	Manufacture of matches	16	112	64	576	1037	17856	16819	2000	1382	-	15437
203	Manufacture of man-made fibres	309	1165	698	6865	460593	2288200	1827608	24756	32316	-	1795292
2030	Manufacture of man-made fibres	309	1165	698	6865	460593	2288200	1827608	24756	32316	-	1795292
20302	Manufacture of synthetic or artificial staple fibres, not carded, combed or otherwise processed for spinning	67	134	134	1206	31704	128372	96668	670	8040	-	88628
20303	Manufacture of synthetic or artificial filament yarn, including high-tenacity yarn	37	74	-	-	740	1554	814	-	-	-	814
20309	Others (Manufacture of man-made fibres)	205	140	70	394	428148	2158274	1730126	24086	24276	-	1705850
21	Manufacture of basic pharmaceutical products and pharmaceutical preparations	53	106	53	388	25614	136452	110838	68641	3518	-	107320
210	Manufacture of pharmaceuticals, medicinal chemical and botanical product	53	106	53	388	25614	136452	110838	68641	3518	-	107320
2100	Manufacture of pharmaceuticals, medicinal chemical and botanical products	53	106	53	388	25614	136452	110838	68641	3518	-	107320
21003	Manufacture of medicaments including homeopathic preparations	53	70	35	280	25614	136452	110838	68641	3518	-	107320
22	Manufacture of rubber and plastics products	7305	22618	12701	165806	8800869	20127481	11326612	1654865	853948	17061	10489725
221	Manufacture of rubber products	545	1521	726	7963	163066	616426	453361	20168	24826	992	429527
2211	Manufacture of rubber tyres and tubes; retreading and rebuilding of rubber tyres	83	187	62	310	3064	21175	18112	-	9179	992	9925

Major Industry Group		No. of reporting manufacturing units	Total No. of Person engaged	Employment		During the year						
PSIC Code	Description			No.	Cost	Industrial Cost	Value of Production	Census value added	GFCF	Non-industrial cost	Receipt from Non-industrial Activities	Contribution to GDP
1	2	3	4	5	6	7	8	9	10	11	12	13
22113	Manufacture of interchangeable tyre treads, tyre flaps, "camelback" strips for retreading tyres etc./ tyre rebuilding and retreading	21	63	-	-	832	12247	11416	-	6947	-	4469
22119	Others (Manufacture of rubber tyres and tubes, retreading and rebuilding of rubber tyres)	62	124	62	310	2232	8928	6696	-	2232	992	5456
2219	Manufacture of other rubber products	462	1334	664	7653	160002	595251	435249	20168	15647	-	419602
22191	Manufacture of other products of natural or synthetic rubber (see description for detail)	185	75	25	300	27464	101680	74216	19763	4359	-	69858
22192	Manufacture of rubber brushes, pipe stems, combs, hair pins etc.	231	115	46	-	115130	415765	300635	405	9753	-	290882
22199	Others (Manufacture of other rubber products)	46	9	3	35	17409	77806	60397	-	1535	-	58863
222	Manufacture of plastics products	6760	21097	11975	157843	8637803	19511055	10873252	1634697	829122	16069	10060198
2220	Manufacture of plastics products	6760	21097	11975	157843	8637803	19511055	10873252	1634697	829122	16069	10060198
22201	Manufacture of semi-manufactures and finished plastic products/ plastic articles for the packing of goods	1506	108	81	810	1035853	3998028	2962175	190892	132104	9856	2839927
22202	Manufacture of builders' plastics ware(see note for detail)	603	315	105	137	1387974	1982236	594262	18206	81237	-	513025
22203	Manufacture of plastic tableware, kitchenware and toilet articles	217	75	60	600	184067	381519	197452	92945	10846	-	186606
22204	Manufacture of artificial stone/ plastic signs etc.	214	28	14	140	35633	171995	136362	720	12056	-	124306
22209	Manufacture of other diverse plastic products	4220	36	-	-	5994275	12977276	6983001	1331934	592879	6213	6396335
23	Manufacture of other non-metallic mineral products	18511	66770	37568	543488	28016324	60062818	32046493	11089918	1832984	17962	30231472
231	Manufacture of glass and glass products	107	199	40	460	27298	71835	44537	1080	2423	-	42114
2310	Manufacture of glass and glass products	107	199	40	460	27298	71835	44537	1080	2423	-	42114
23109	Others (Manufacture of glass and glass products)	107	60	40	460	27298	71835	44537	1080	2423	-	42114
239	Manufacture of non-metallic mineral products n.e.c.	18404	66571	37528	543028	27989026	59990983	32001957	11088838	1830561	17962	30189358
2392	Manufacture of clay building materials	6600	21342	10589	116462	6522758	15412082	8889325	2094570	526257	8988	8372056
23921	Manufacture of non-refractory ceramic hearth or wall tiles, mosaic cubes etc.	1476	72	-	-	729091	1332366	603275	113362	53450	-	549825
23922	Manufacture of structural non-refractory clay building materials, like ceramic bricks, roofing tiles, pipes, conduits etc./ flooring blocks in baked clay	5124	210	-	-	5793667	14079716	8286049	1981207	472807	8988	7822231
2393	Manufacture of other porcelain and ceramic products	2001	7002	2060	19952	1041997	3312831	2270834	20709	23449	154	2247539
23931	Manufacture of ceramic tableware and other domestic or toilet articles etc.	1132	564	423	4512	993234	2988760	1995526	11672	18707	70	1976889
23933	Manufacture of ceramic laboratory, chemical and industrial products etc.	35	35	-	-	283	3150	2867	-	70	-	2797
23939	Manufacture of other porcelain and ceramic products n.e.c.	834	35	-	-	48480	320921	272441	9037	4672	84	267852
2394	Manufacture of cement, lime and plaster	68	272	64	1920	113002	238080	125078	51456	8363	-	116715
23941	Manufacture of clinkers and hydraulic cements, including Portland, aluminous cement, slag cement and super phosphate cements	32	128	64	1920	51456	65280	13824	51456	256	-	13568
23942	Manufacture of quicklime, slaked lime and hydraulic lime	36	144	-	-	61546	172800	111254	-	8107	-	103147
2395	Manufacture of articles of concrete, cement and plaster	6643	22459	13466	193058	8931655	18852930	9921275	3434215	381391	-	9539884

Major Industry Group		No. of reporting manufacturing units	Total No. of Person engaged	Employment		During the year						
PSIC Code	Description			No.	Cost	Industrial Cost	Value of Production	Census value added	GFCF	Non-industrial cost	Receipt from Non-industrial Activities	Contribution to GDP
1	2	3	4	5	6	7	8	9	10	11	12	13
23951	Manufacture of precast concrete, cement or artificial stone articles and plaster articles for use in construction	4362	90	60	540	6621227	13736211	7114983	3041646	262679	-	6852305
23952	Manufacture of prefabricated structural components for buildings or civil engineering of cement, concrete or artificial stone	281	75	50	4125	270746	468712	197967	1546	8246	-	189721
23953	Manufacture of articles of asbestos-cement or cellulose fibre-cement or the like (sheets, panels, tiles,, pipes, troughs, basins, sinks, furniture, frames etc.)	1187	280	245	2590	1172179	2635933	1463754	337808	55768	-	1407986
23959	Manufacture of other articles of concrete, plaster, cement or artificial stone	813	195	120	1260	867502	2012073	1144571	53215	54698	-	1089872
2396	Cutting, shaping and finishing of stone	2442	12934	9802	172050	10557358	20812045	10254687	5117197	813447	8820	9450060
23961	Cutting, shaping and finishing of stone for use in construction, in cemeteries, on roads, as roofing etc.	2442	280	175	1750	10557358	20812045	10254687	5117197	813447	8820	9450060
2399	Manufacture of other non-metallic mineral products n.e.c.	650	2562	1547	39586	822258	1363015	540758	370691	77654	-	463103
23991	Manufacture of millstones, sharpening or polishing stones and natural or artificial abrasive products, including abrasive products on a soft base	342	28	14	168	251374	537124	285750	55720	34308	-	251442
23992	Manufacture of friction material and unmounted articles thereof with a base of mineral substances or of cellulose	308	76	57	190	570884	825891	255007	314971	43346	-	211661
24	Manufacture of basic metals	6621	17741	8715	114914	2811086	6666452	3855366	651820	356129	-	3499237
241	Manufacture of basic iron and steel	309	1330	635	10622	88245	334644	246399	28447	18111	-	228288
2410	Manufacture of basic iron and steel	309	1330	635	10622	88245	334644	246399	28447	18111	-	228288
24105	Production of semi-finished products of steel	88	484	396	5632	54947	154546	99598	-	-	-	99598
24106	Manufacture of hot/cold-rolled flat-rolled products of steel/ hot-rolled bars and rods, open sections of steel, steel bars and solid sections of steel by cold drawing, grinding or turning/ wire of steel	103	34	-	-	14566	69490	54925	960	8611	-	46314
24109	Others (Manufacture of basic iron and steel)	118	66	22	682	18732	110608	91876	27487	9500	-	82376
242	Manufacture of basic precious and other non-ferrous metals	64	214	150	2193	70912	122297	51385	-	11832	-	39553
2420	Manufacture of basic precious and other non-ferrous metals	64	214	150	2193	70912	122297	51385	-	11832	-	39553
24201	Production and refining of unwrought or wrought precious metals, precious metal alloys/ semi-products: gold, silver, platinum etc. from ore and scrap	22	88	66	1122	61336	89100	27764	-	5280	-	22484
24205	Production of copper alloys/ manufacture of fuse wire or strip/ semi-manufacturing of copper	42	126	84	1071	9576	33197	23621	-	6552	-	17069
243	Casting of metals	6248	16197	7930	102099	2651929	6209511	3557582	623373	326186	-	3231396
2431	Casting of iron and steel	6225	16151	7907	101869	2617158	6128643	3511485	622384	323426	-	3188059
24311	Casting of semi-finished iron products/ casting of iron castings	20	60	40	260	4080	32000	27920	800	480	-	27440
24313	Manufacture of tubes, pipes and hollow profiles and fittings of cast-iron, manufacture of seamless tubes and pipes of steel/ fittings of cast-steel	43	63	42	630	29956	82020	52064	-	2424	-	49640
24319	Others (Casting of iron and steel)	6162	156	156	780	2583122	6014623	3431501	621584	320522	-	3110979
2432	Casting of non-ferrous metals	23	46	23	230	34771	80868	46097	989	2760	-	43337

Major Industry Group		No. of reporting manufacturing units	Total No. of Person engaged	Employment		During the year						
PSIC Code	Description			No.	Cost	Industrial Cost	Value of Production	Census value added	GFCF	Non-industrial cost	Receipt from Non-industrial Activities	Contribution to GDP
1	2	3	4	5	6	7	8	9	10	11	12	13
24321	Casting of semi-finished products of aluminium, magnesium, titanium, zinc etc.	23	46	23	230	34771	80868	46097	989	2760	-	43337
25	Manufacture of fabricated metal products, except machinery and equipment	70188	170683	74390	757296	39582124	103560171	63978047	6677953	3241412	58231	60794866
251	Manufacture of structural metal products, tanks, reservoirs and steam generators	38663	103351	53051	497358	29864126	75884974	46020848	3932001	2330121	47702	43738430
2511	Manufacture of structural metal products	38524	102908	52762	494965	29782444	75714684	45932241	3932001	2323461	47702	43656483
25111	Manufacture of metal frameworks or skeletons for construction and parts thereof (towers, bridges etc.)/ Industrial frameworks in metal (frameworks for blast furnaces, lifting and handling equipment etc.)	194	51	34	1020	258935	388677	129742	23450	15823	-	113919
25112	Manufacture of prefabricated buildings mainly of metal, metal doors, windows and their frames, shutters and gates, room partitions etc.	38266	30	20	350	29465269	74758967	45293698	3908551	2296949	47702	43044451
25119	Others (Manufacture of structural metal products)	64	352	288	3456	58240	567040	508800	-	10688	-	498112
2512	Manufacture of tanks, reservoirs and containers of metal	139	443	289	2393	81683	170290	88607	-	6660	-	81947
25121	Manufacture of reservoirs, tanks and similar containers of metal, of types normally installed as fixtures for storage or manufacturing use	104	168	84	525	78659	165740	87081	-	6450	-	80631
25122	Manufacture of metal containers for compressed or liquefied gas	35	35	-	-	3024	4550	1526	-	210	-	1316
252	Manufacture of weapons and ammunition	85	340	68	612	13975	45472	31496	2601	6451	-	25045
2520	Manufacture of weapons and ammunition	85	340	68	612	13975	45472	31496	2601	6451	-	25045
25202	Manufacture of small arms (revolvers, shotguns, light machine guns)	85	136	68	612	13975	45472	31496	2601	6451	-	25045
259	Manufacture of other fabricated metal products; metalworking service activities	31440	66992	21271	259326	9704022	27629725	17925703	2743351	904840	10528	17031391
2591	Forging, pressing, stamping and roll-forming of metal; powder metallurgy	35	105	70	420	42252	69769	27517	-	2842	-	24675
25911	Forging, pressing, stamping and roll-forming of metal	35	105	70	420	42252	69769	27517	-	2842	-	24675
2592	Treatment and coating of metals; machining	1328	3477	1680	20667	448909	1347501	898592	742296	89107	-	809485
25921	Plating, anodizing etc., heat treatment, deburring, sandblasting, tumbling, cleaning of metals	35	35	-	-	4458	10500	6042	350	1470	-	4572
25922	Colouring and engraving, non-metallic coating, hardening, buffing of metals	78	56	28	280	2078	20420	18342	-	1608	-	16734
25923	Boring, turning, milling, eroding, planning, lapping, broaching, levelling, sawing, grinding, sharpening, polishing, welding, splicing etc. of metalwork pieces	1135	11	-	-	373292	1110360	737068	731658	82586	-	654482
25924	Cutting of and writing on metals by means of laser beams	80	192	96	1200	69082	206221	137139	10288	3443	-	133696
2593	Manufacture of cutlery, hand tools and general hardware	18183	32067	5957	72175	2874010	8181446	5307436	956030	307708	764	5000492
25931	Manufacture of cutlery	466	425	375	4625	128591	377642	249051	-	10703	-	238348
25932	Manufacture of knives and cutting blades, hand tools, non-power-driven agricultural hand tools, saws and saw blades for machines or for mechanical appliances	15349	26	-	-	1653280	5131723	3478443	602605	183357	764	3295850

Major Industry Group		No. of reporting manufacturing units	Total No. of Person engaged	Employment		During the year						
PSIC Code	Description			No.	Cost	Industrial Cost	Value of Production	Census value added	GFCF	Non-industrial cost	Receipt from Non-industrial Activities	Contribution to GDP
1	2	3	4	5	6	7	8	9	10	11	12	13
25933	Manufacture of padlocks, locks, keys, hinges and the like, hardware for buildings, furniture, vehicles etc.	1059	130	100	1190	782720	1476756	694036	62719	58008	-	636029
25934	Manufacture of other tools of such nature n.e.c.	1309	154	42	47	309419	1195326	885906	290706	55641	-	830266
2599	Manufacture of other fabricated metal products n.e.c.	11894	31343	13564	166065	6338851	18031009	11692158	1045025	505183	9764	11196739
25991	Manufacture of cans, drums, buckets, boxes, tins and cans for food products, metal cable, plaited bands and similar articles,	7958	140	105	1260	3621846	10047047	6425201	500990	321406	8828	6112624
25992	Manufacture of uninsulated metal cable or insulated cable not capable of being used as a conductor of electricity, articles made of wire etc.	157	14	-	-	52020	237164	185144	713	7914	-	177230
25993	Manufacture of screw machine products, nails and pins, bolts, screws, nuts, springs, chains etc.	909	322	266	5978	521971	1416529	894558	295104	36121	-	858437
25994	Manufacture of metal household articles	2701	102	68	544	2055116	6149975	4094859	245146	132836	936	3962959
25995	Manufacture of metal goods for office use, except furniture	36	36	-	-	173	1152	979	162	22	-	958
25996	Manufacture of safes, strongboxes, armoured doors etc.	53	68	51	782	55807	136704	80897	939	3378	-	77519
25997	Manufacture of various metal articles	72	216	108	346	30874	39744	8870	1620	3139	-	5731
25999	Manufacture of other fabricated metal products n.e.c.	8	16	8	125	1045	2694	1649	352	368	-	1281
26	Manufacture of computer, electronic and optical products	88	311	181	3598	6296	41972	35676	61404	4592	-	31084
261	Manufacture of electronic components and boards	14	42	14	133	504	5880	5376	56084	-	-	5376
2610	Manufacture of electronic components and boards	14	42	14	133	504	5880	5376	56084	-	-	5376
26101	Manufacture of capacitors, electronic, resistors, electronic, microprocessors, bare printed circuit boards, electron tubes, electronic connectors, integrated circuits	14	42	14	133	504	5880	5376	56084	-	-	5376
264	Manufacture of consumer electronics	11	66	55	385	3916	12320	8404	-	1408	-	6996
2640	Manufacture of consumer electronics	11	66	55	385	3916	12320	8404	-	1408	-	6996
26404	Manufacture of radio receivers, speaker systems, amplifiers for musical instruments and public address systems	11	66	55	385	3916	12320	8404	-	1408	-	6996
265	Manufacture of measuring, testing, navigating and control equipment; watches and clocks	28	168	112	3080	1288	20160	18872	4620	2386	-	16486
2652	Manufacture of watches and clocks	28	168	112	3080	1288	20160	18872	4620	2386	-	16486
26521	Manufacture of watches and clocks, watch and clock cases, components for clocks and watches	28	168	112	3080	1288	20160	18872	4620	2386	-	16486
267	Manufacture of optical instruments and photographic equipment	35	35	-	-	588	3612	3024	700	798	-	2226
2670	Manufacture of optical instruments and photographic equipment	35	35	-	-	588	3612	3024	700	798	-	2226
26705	Manufacture of film cameras and digital cameras	35	35	-	-	588	3612	3024	700	798	-	2226
27	Manufacture of electrical equipment	2553	7704	4212	44956	1159098	3157321	1998223	424775	142085	-	1856138
271	Manufacture of electric motors, generators, transformers and electricity distribution and control apparatus	847	2298	1273	14017	307026	885535	578510	75668	52072	-	526438
2710	Manufacture of electric motors, generators, transformers and electricity distribution and control apparatus	847	2298	1273	14017	307026	885535	578510	75668	52072	-	526438

Major Industry Group		No. of reporting manufacturing units	Total No. of Person engaged	Employment		During the year						
PSIC Code	Description			No.	Cost	Industrial Cost	Value of Production	Census value added	GFCF	Non-industrial cost	Receipt from Non-industrial Activities	Contribution to GDP
1	2	3	4	5	6	7	8	9	10	11	12	13
27101	Manufacture of distribution electric / arc-welding transformers / substation transformers for electric power distribution	11	99	88	2640	4334	18040	13706	37730	220	-	13486
27102	Manufacture of transmission and distribution voltage regulators / electric motors / power generators / prime mover generator sets / armatures etc.	54	60	40	1500	112157	190208	78051	800	4937	-	73114
27103	Manufacture of power circuit breakers / surge suppressors / control panels for electric power distribution / electrical relays etc.	478	161	92	644	27234	162127	134893	20374	12958	-	121935
27104	Manufacture of duct for electrical switchboard apparatus / electric fuses / power switching equipment / electric power switches	162	30	-	-	135290	437058	301768	16764	21984	-	279784
27109	Others (Manufacture of electric motors, generators, transformers and electricity distribution and control apparatus)	142	261	116	928	28010	78102	50092	-	11973	-	38119
273	Manufacture of wiring and wiring devices	623	2558	1627	20248	461602	1166027	704426	154925	35574	-	668852
2732	Manufacture of other electronic and electric wires and cables	224	1504	1152	15082	419044	1013159	594115	26042	22287	-	571828
27320	Manufacture of insulated wire and cable, made of steel, copper, aluminium	224	33	22	308	419044	1013159	594115	26042	22287	-	571828
2733	Manufacture of wiring devices	399	1054	475	5166	42558	152868	110311	128883	13287	-	97024
27331	Manufacture of bus bars, electrical conductors, GFCI (ground fault circuit interrupters), lamp holders, coils, switches/ boxes for electrical wiring, electrical outlets and sockets, electrical conduit and fitting etc.	333	200	150	450	40513	141180	100667	128883	13167	-	87501
27333	Manufacture of plastic non current-carrying wiring devices including plastic junction boxes, face plates, and similar, plastic pole line fittings etc.	66	140	120	390	2045	11688	9643	-	120	-	9523
274	Manufacture of electric lighting equipment	209	711	433	4000	19500	109617	90116	1746	24369	-	65747
2740	Manufacture of electric lighting equipment	209	711	433	4000	19500	109617	90116	1746	24369	-	65747
27401	Manufacture of lamps, fixtures and bulbs, ceiling lighting fixtures, chandeliers, table lamps, flashlights, electric insect lamps, lanterns, spotlights etc.	209	72	54	378	19500	109617	90116	1746	24369	-	65747
275	Manufacture of domestic appliances	100	248	73	490	27372	55758	28386	2605	6973	-	21413
2750	Manufacture of domestic appliances	100	248	73	490	27372	55758	28386	2605	6973	-	21413
27501	Manufacture of domestic electric appliances (see description for detail)	84	24	-	-	20236	37761	17525	2605	6013	-	11512
27503	Manufacture of domestic non-electric cooking and heating equipment	16	64	48	240	7136	17997	10861	-	960	-	9901
279	Manufacture of other electrical equipment	774	1889	806	6201	343597	940383	596786	189832	23097	-	573689
2790	Manufacture of other electrical equipment	774	1889	806	6201	343597	940383	596786	189832	23097	-	573689
27901	Manufacture of battery chargers, door opening and closing devices, electrical, bells, tanning beds	54	184	46	368	57824	94448	36624	-	210	-	36414
27902	Manufacture of uninterruptible power supplies (UPS), power supplies	618	90	60	570	267305	724555	457250	186757	19972	-	437278
27905	Manufacture of electrical welding and soldering equipment, including hand-held soldering irons	60	150	90	1467	7296	70980	63684	2235	2160	-	61524
27909	Manufacture of other electrical equipment n.e.c.	42	126	-	-	11172	50400	39228	840	756	-	38472
28	Manufacture of machinery and equipment n.e.c.	5004	11717	4763	64027	1419374	4457383	3038009	691793	218660	1922	2821270
281	Manufacture of general-purpose machinery	1220	3165	1404	23923	194466	799756	605290	261726	44104	-	561186

Major Industry Group		No. of reporting manufacturing units	Total No. of Person engaged	Employment		During the year						
PSIC Code	Description			No.	Cost	Industrial Cost	Value of Production	Census value added	GFCF	Non-industrial cost	Receipt from Non-industrial Activities	Contribution to GDP
1	2	3	4	5	6	7	8	9	10	11	12	13
2811	Manufacture of engines and turbines, except aircraft, vehicle and cycle engines	683	1540	620	7843	89889	351393	261504	146686	16735	-	244769
28112	Manufacture of turbines and parts thereof, boiler-turbine sets, turbine-generator sets etc.	683	64	-	-	89889	351393	261504	146686	16735	-	244769
2813	Manufacture of other pumps, compressors, taps and valves	201	584	300	2467	55031	239204	184173	52394	8101	-	176072
28131	Manufacture of air or vacuum pumps, air or other gas compressors	108	378	270	2196	14713	69120	54407	-	4457	-	49950
28134	Manufacture of industrial taps and valves, including regulating valves and intake taps, sanitary taps and valves, heating taps and valves, hand pumps etc.	93	40	30	271	40318	170084	129766	52394	3644	-	126122
2814	Manufacture of bearings, gears, gearing and driving elements	28	112	56	672	896	20160	19264	-	2128	-	17136
28143	Manufacture of gears, gearing and gear boxes and other speed changers, clutches & shaft couplings, flywheels & pulleys, power transmission chain etc.	28	112	56	672	896	20160	19264	-	2128	-	17136
2815	Manufacture of ovens, furnaces and furnace burners	135	405	105	6300	17478	67740	50262	49800	10800	-	39462
28151	Manufacture of electrical and other furnaces, ovens, incinerators, burners etc.	30	90	-	-	3660	15240	11580	49800	300	-	11280
28152	Manufacture of permanent mount electric heaters, non-electric household heating equipment etc.	105	315	105	6300	13818	52500	38682	-	10500	-	28182
2818	Manufacture of power-driven hand tools	46	55	9	225	1159	4625	3466	225	274	-	3192
28180	Manufacture of hand tools, with self-contained electric or non-electric motor or pneumatic drive (see note for detail)	46	37	-	-	1159	4625	3466	225	274	-	3192
2819	Manufacture of other general-purpose machinery	127	469	314	6416	30013	116634	86621	12621	6066	-	80554
28191	Manufacture of industrial refrigerating or freezing equipment, air-conditioning machines, non-domestic fans etc.	28	84	56	1680	4088	17920	13832	4760	2610	-	11222
28193	Manufacture of filtering or purifying machinery and apparatus for liquids, equipment for projecting, dispersing or spraying liquids or powders	60	70	42	630	19314	53770	34456	7861	2937	-	31519
28199	Manufacture of other general-purpose machinery n.e.c.	39	56	28	406	6611	44944	38333	-	520	-	37813
282	Manufacture of special-purpose machinery	3784	8552	3359	40104	1224909	3657627	2432718	430067	174556	1922	2260084
2821	Manufacture of agricultural and forestry machinery	1991	4538	1451	12203	651032	1852805	1201773	149105	68600	1880	1135052
28211	Manufacture of tractors used in agriculture and forestry	50	50	-	-	16400	24000	7600	23050	2000	-	5600
28214	Manufacture of agricultural machinery for soil preparation, planting or fertilizing	1121	36	-	-	455494	1267587	812093	41191	38955	480	773619
28215	Manufacture of harvesting or threshing machinery	532	144	108	774	67967	282930	214963	55430	23781	1400	192582
28217	Manufacture of spraying machinery for agricultural use	168	24	-	-	2410	8251	5842	5304	504	-	5338
28219	Manufacture of diverse agricultural machinery n.e.c.	120	40	30	430	108762	270036	161274	24130	3361	-	157914
2822	Manufacture of metal-forming machinery and machine tools	767	1410	397	4890	103704	358112	254408	97943	23144	42	231306
28222	Manufacture of machine tools for turning, drilling, milling, shaping, planning, boring, grinding etc.	147	18	-	-	9442	44882	35441	3686	5796	-	29645

Major Industry Group		No. of reporting manufacturing units	Total No. of Person engaged	Employment		During the year						
PSIC Code	Description			No.	Cost	Industrial Cost	Value of Production	Census value added	GFCF	Non-industrial cost	Receipt from Non-industrial Activities	Contribution to GDP
1	2	3	4	5	6	7	8	9	10	11	12	13
28224	Manufacture of punch presses, hydraulic presses, hydraulic brakes, drop hammers, forging machines etc.	35	140	-	-	53144	94500	41356	-	658	-	40698
28227	Manufacture of parts and accessories for the machine tools listed above	585	28	-	-	41118	218729	177611	94257	16690	42	160963
2823	Manufacture of machinery for metallurgy	3	12	9	137	480	3480	3000	15	77	-	2923
28232	Manufacture of metal-rolling mills and rolls for such mills	3	12	9	137	480	3480	3000	15	77	-	2923
2825	Manufacture of machinery for food, beverage and tobacco processing	81	173	92	3132	9955	47081	37126	3486	2919	-	34207
28256	Manufacture of machinery for the extraction or preparation of animal or vegetable fats or oils	20	100	80	3000	5496	28800	23304	-	880	-	22424
28257	Manufacture of machinery for the preparation of tobacco and for the making of cigarettes or cigars, or for pipe or chewing tobacco or snuff	61	58	-	-	4459	18281	13822	3486	2039	-	11783
2826	Manufacture of machinery for textile, apparel and leather production	917	2344	1360	18942	459137	1380149	921012	179518	79667	-	841346
28262	Manufacture of auxiliary machines or equipment for textile machinery	850	200	130	1950	454259	1348193	893934	179346	78241	-	815693
28264	Manufacture of machinery for fabric processing	18	126	90	990	2470	16560	14090	72	583	-	13507
28266	Manufacture of sewing machines	49	60	-	-	2408	15396	12988	101	842	-	12145
2829	Manufacture of other special-purpose machinery	25	75	50	800	600	16000	15400	-	150	-	15250
28296	Manufacture of diverse special-purpose machinery and equipment	25	75	50	800	600	16000	15400	-	150	-	15250
29	Manufacture of motor vehicles, trailers and semi-trailers	6631	18740	9045	122765	3405227	8965036	5559809	922799	362330	6664	5204143
291	Manufacture of motor vehicles	134	268	67	603	57553	117652	60099	-	15410	-	44689
2910	Manufacture of motor vehicles	134	268	67	603	57553	117652	60099	-	15410	-	44689
29103	Manufacture of other motor vehicles	134	268	67	603	57553	117652	60099	-	15410	-	44689
292	Manufacture of bodies (coachwork) for motor vehicles; manufacture of trailers and semi-trailers	1260	4300	1975	18606	1854573	4267713	2413140	533464	82353	748	2331535
2920	Manufacture of bodies (coachwork) for motor vehicles; manufacture of trailers and semi-trailers	1260	4300	1975	18606	1854573	4267713	2413140	533464	82353	748	2331535
29201	Manufacture of bodies, including cabs for motor vehicles and outfitting of all types	653	42	-	-	1148605	2570203	1421598	321833	40551	-	1381047
29202	Manufacture of trailers and semi-trailers	221	54	39	381	305123	707104	401981	15785	15904	748	386825
29203	Manufacture of containers for carriage by one or more modes of transport	386	216	108	1148	400845	990406	589561	195846	25898	-	563663
293	Manufacture of parts and accessories for motor vehicles	5147	13947	6958	102955	1482685	4513575	3030890	370586	259932	5316	2776274
2930	Manufacture of parts and accessories for motor vehicles	5147	13947	6958	102955	1482685	4513575	3030890	370586	259932	5316	2776274
29301	Manufacture of diverse parts and accessories for motor vehicles	1550	70	42	350	248230	1021820	773589	129914	56156	4800	722234
29302	Manufacture of parts & accessories of bodies for motor vehicles, car seats etc.	3475	70	35	210	1200066	3386099	2186033	235642	199808	516	1986741
29303	Manufacture of motor vehicle electrical equipment	122	112	84	1260	34388	105656	71268	5030	3969	-	67299
299		90	225	45	600	10416	66096	55680	18750	4635	600	51645
2991		60	135	30	420	4182	34800	30618	12855	4029	-	26589
29913		60	135	30	420	4182	34800	30618	12855	4029	-	26589

Major Industry Group		No. of reporting manufacturing units	Total No. of Person engaged	Employment		During the year						
PSIC Code	Description			No.	Cost	Industrial Cost	Value of Production	Census value added	GFCF	Non-industrial cost	Receipt from Non-industrial Activities	Contribution to GDP
1	2	3	4	5	6	7	8	9	10	11	12	13
2992		30	90	15	180	6234	31296	25062	5895	606	600	25056
29923		30	90	15	180	6234	31296	25062	5895	606	600	25056
30	Manufacture of other transport equipment	2524	8346	4283	45275	1523797	3534600	2010804	82989	131948	26240	1905096
309	Manufacture of transport equipment n.e.c.	2524	8346	4283	45275	1523797	3534600	2010804	82989	131948	26240	1905096
3091	Manufacture of motorcycles	1389	5262	2941	30842	833739	1919238	1085499	63358	71198	1144	1015445
30911	Manufacture of motorcycles, mopeds and cycles fitted with an auxiliary engine, engines for motorcycles, sidecars etc.	273	66	55	594	202128	466310	264182	13772	8158	-	256024
30912	Manufacture of parts and accessories for motorcycles	1116	1500	875	3188	631611	1452928	821317	49586	63040	1144	759420
3092	Manufacture of bicycles and invalid carriages	237	868	410	3850	59500	250850	191350	15571	14904	23800	200246
30921	Manufacture of non-motorized bicycles and other cycles, parts and accessories of bicycles etc.	113	44	33	220	38356	120062	81706	14301	5306	-	76400
30922	Manufacture of invalid carriages, their parts & accessories, baby carriages etc.	124	297	216	2916	21144	130788	109644	1270	9598	23800	123846
3099	Manufacture of other transport equipment n.e.c.	898	2216	932	10583	630558	1364512	733954	4061	45845	1296	689405
30991	Manufacture of hand-propelled vehicles: luggage trucks, handcarts, sledges, shopping carts etc.	270	6	3	34	129569	430079	300510	1360	13441	-	287069
30992	Manufacture of vehicles drawn by animals: sulkies, donkey-carts, hearses etc.	628	26	13	117	500989	934433	433444	2701	32404	1296	402337
31	Manufacture of furniture	47710	122656	54665	720292	27236766	80243755	53006989	3667033	2778096	20475	50249369
310	Manufacture of furniture	47710	122656	54665	720292	27236766	80243755	53006989	3667033	2778096	20475	50249369
3100	Manufacture of furniture	47710	122656	54665	720292	27236766	80243755	53006989	3667033	2778096	20475	50249369
31001	Manufacture of chairs and seats, sofas, sofa beds and sofa sets	37845	2	-	-	22812311	67412865	44600555	2495663	2210163	17144	42407536
31002	Manufacture of special furniture for shops: counters, display cases, shelves etc., for churches, schools, restaurants	549	64	32	424	158444	609830	451386	43961	17248	488	434626
31003	Manufacture of office furniture	159	72	36	468	104295	337363	233068	2688	18267	-	214801
31004	Manufacture of kitchen furniture, furniture for bedrooms etc., cabinets	6447	12	9	82	3508461	9548671	6040210	841268	407002	659	5633866
31005	Manufacture of laboratory benches, stools and other laboratory seating, laboratory furniture (e.g. cabinets and tables)	682	39	39	195	180636	589548	408912	75769	33272	-	375640
31009	Manufacture of other furniture n.e.c.	2028	36	-	-	472620	1745479	1272859	207684	92143	2184	1182899
32	Other manufacturing	50246	102105	22783	242885	74790270	140469869	65679599	5547234	2189679	64111	63554031
321	Manufacture of jewellery, bijouterie and related articles	30747	58661	12881	142755	73320967	135123296	61802329	5223357	1930550	12672	59884451
3211	Manufacture of jewellery and related articles	29954	57349	12762	142535	73308188	135060698	61752510	5215362	1927383	12672	59837798
32111	Production of worked pearls	122	60	40	338	8942	39784	30842	248	3442	-	27401
32112	Production of precious and semi-precious stones / diamonds in the worked state	108	3	-	-	254740	1059125	804385	473	2100	-	802285
32113	Manufacture of jewellery, goldsmiths' articles	29518	186	-	-	72449964	132956879	60506915	5214641	1911303	12672	58608284
32114	Manufacture of precious metal watch bands, wristbands, watch straps and cigarette cases etc.	206	105	70	735	594542	1004909	410367	-	10538	-	399829

Major Industry Group		No. of reporting manufacturing units	Total No. of Person engaged	Employment		During the year						
PSIC Code	Description			No.	Cost	Industrial Cost	Value of Production	Census value added	GFCF	Non-industrial cost	Receipt from Non-industrial Activities	Contribution to GDP
1	2	3	4	5	6	7	8	9	10	11	12	13
3212	Manufacture of imitation jewellery and related articles	793	1312	119	220	12779	62598	49819	7995	3166	-	46653
32121	Manufacture of costume or imitation jewellery	793	16	-	-	12779	62598	49819	7995	3166	-	46653
322	Manufacture of musical instruments	324	643	54	270	71769	217261	145492	158	17821	-	127671
3220	Manufacture of musical instruments	324	643	54	270	71769	217261	145492	158	17821	-	127671
32202	Manufacture of musical instruments, the sound of which is produced electronically, musical boxes, fairground organs, calliopes etc., instrument parts and accessories	62	81	54	270	6660	38916	32256	-	2149	-	30107
32209	Manufacture of other musical instruments n.e.c.	262	352	-	-	65109	178345	113236	158	15672	-	97564
323	Manufacture of sports goods	11835	22856	2491	17509	396615	1505062	1108447	50671	38864	8400	1077983
3230	Manufacture of sports goods	11835	22856	2491	17509	396615	1505062	1108447	50671	38864	8400	1077983
32301	Manufacture of foot balls	11323	70	-	-	215177	1011182	796004	111	26592	8400	777813
32302	Manufacture of rackets, bats	125	375	250	3313	119750	282500	162750	50350	1300	-	161450
32309	Manufacture of other articles and equipment for sports, outdoor and indoor games, of any material n.e.c.	387	70	-	-	61688	211380	149692	210	10972	-	138720
324	Manufacture of games and toys	484	1128	296	3141	97577	242030	144453	38626	22761	-	121692
3240	Manufacture of games and toys	484	1128	296	3141	97577	242030	144453	38626	22761	-	121692
32401	Manufacture of dolls and doll garments, parts and accessories, action figures, toy animals, musical instruments,	241	168	-	-	32993	79109	46115	36786	4346	-	41770
32402	Manufacture of playing cards, games, chess etc.,	3	12	9	112	260	2352	2092	-	229	-	1863
32403	Manufacture of coin-operated games, billiards, special tables for games, etc.	21	21	-	-	2377	12625	10248	861	1134	-	9114
32409	Manufacture of other games and toys n.e.c.	219	77	33	264	61946	147944	85998	979	17053	-	68946
325	Manufacture of medical and dental instruments and supplies	3367	11414	6638	71381	672660	2894504	2221843	192125	148011	43039	2116871
3250	Manufacture of medical and dental instruments and supplies	3367	11414	6638	71381	672660	2894504	2221843	192125	148011	43039	2116871
32501	Manufacture of surgical drapes and sterile string and tissue	1782	66	55	792	330054	1477585	1147531	1155	62023	700	1086208
32502	Manufacture of dental fillings and cements (except denture adhesives), dental wax and other dental plaster preparations	83	77	55	792	59634	118326	58692	-	5398	-	53294
32505	Manufacture of medical, surgical, dental or veterinary furniture	446	1024	672	5392	57270	248881	191611	1626	11603	42339	222346
32506	Manufacture of dental instruments (including dentists' chairs incorporating dental equipment), orthopaedic and prosthetic devices	745	253	207	1150	132385	691248	558864	2736	46229	-	512634
32507	Manufacture of bone plates and screws, syringes, needles, catheters, cannulae, etc., artificial teeth, bridges, etc., medical thermometers, bone reconstruction cements	26	66	11	165	31568	102600	71032	39	14538	-	56494
32508	Manufacture of ophthalmic goods, eyeglasses, sunglasses, lenses ground to prescription, contact lenses, safety goggles	71	30	-	-	27158	87722	60565	162906	3769	-	56795
32509	Manufacture of other medical and dental instruments and supplies n.e.c.	214	77	44	440	34591	168141	133549	23663	4450	-	129100
329	Other manufacturing n.e.c.	3489	7403	423	7830	230682	487716	257035	42297	31673	-	225362
3290	Other manufacturing n.e.c.	3481	7387	415	7754	226822	480036	253214	42137	31452	-	221762

Major Industry Group		No. of reporting manufacturing units	Total No. of Person engaged	Employment		During the year						
PSIC Code	Description			No.	Cost	Industrial Cost	Value of Production	Census value added	GFCF	Non-industrial cost	Receipt from Non-industrial Activities	Contribution to GDP
1	2	3	4	5	6	7	8	9	10	11	12	13
32901	Manufacture of protective safety equipment	85	36	-	-	7720	25206	17486	39863	821	-	16665
32902	Manufacture of brooms and brushes, including brushes constituting parts of machines, shoe and clothes brushes,	1645	75	50	525	207413	406191	198777	2216	29192	-	169586
32903	Manufacture of pens and pencils of all kinds whether or not mechanical, pencil leads, stamps etc.	1701	54	-	-	10963	46156	35193	-	1269	-	33924
32909	Others manufacturing n.e.c.	50	200	-	-	726	2484	1758	58	170	-	1588
3299		8	16	8	76	3859	7680	3821	160	221	-	3600
32992		8	16	8	76	3859	7680	3821	160	221	-	3600
33	Repair and installation of machinery and equipment	9155	18746	6819	61093	848690	4430845	3582155	79896	410107	19380	3191428
331	Repair of fabricated metal products, machinery and equipment	8963	18257	6609	58888	837847	4354918	3517071	79573	408971	19380	3127480
3311	Repair of fabricated metal products	54	126	54	288	6163	17827	11664	-	3730	-	7934
33119	Repair of other fabricated metal products n.e.c.	54	126	54	288	6163	17827	11664	-	3730	-	7934
3312	Repair of machinery	2305	3960	1106	12746	205382	970711	765330	49252	143557	156	621929
33127	Repair and maintenance of miscellaneous machinery	1883	13	-	-	118679	722000	603321	44382	107106	156	496371
33128	Repair and maintenance of weighing equipment, vending machines, photocopy machines, calculators, typewriters etc.	131	36	-	-	77204	161435	84231	572	17296	-	66935
33129	Repair of other machinery n.e.c.	291	45	-	-	9498	87276	77778	4299	19154	-	58623
3313	Repair of electronic and optical equipment	411	901	340	2720	19279	139191	119912	953	5821	-	114091
33131	Repair and maintenance of the measuring, testing, navigating and control equipment of group 265	375	207	-	-	15363	128967	113604	953	5273	-	108331
33132	Repair and maintenance of irradiation, electro-medical and electrotherapeutic equipment of class 2660	36	36	-	-	3917	10224	6307	-	547	-	5760
3314	Repair of electrical equipment	4688	9765	3614	30925	499824	2446085	1946261	18781	216759	960	1730462
33141	Repair and maintenance of power, distribution, and specialty transformers	325	54	-	-	100854	402271	301417	3008	45635	-	255782
33142	Repair and maintenance of electric motors, generators etc	3654	46	-	-	384213	1784666	1400453	8865	148505	660	1252608
33143	Repair and maintenance of switchgear and switchboard apparatus, relays and industrial controls, electric lighting equipment, primary and storage batteries etc.	573	50	20	135	9435	226554	217119	6669	17383	300	200036
33144	Repair and maintenance of current-carrying wiring devices and non current-carrying wiring devices for wiring electrical circuits etc.	136	15	-	-	5322	32594	27272	240	5235	-	22037
3315	Repair of transport equipment, except motor vehicles	938	2537	1348	9080	85141	697558	612417	2710	30190	18264	600491
33151	Repair and routine maintenance of ships	2	2	-	-	96	336	240	-	40	-	200
33153	Repair and maintenance of locomotives and railroad cars (except factory rebuilding or factory conversion)	838	40	-	-	83585	662518	578933	2017	27073	18264	570124
33155	Repair of animal drawn buggies and wagons	98	35	-	-	1460	34704	33244	693	3077	-	30167
3319	Repair of other equipment	567	968	147	3129	22058	83546	61488	7877	8915	-	52573
33193	Restoring of organs and other historical musical instruments	36	36	-	-	194	5856	5662	144	2292	-	3370

Major Industry Group		No. of reporting manufacturing units	Total No. of Person engaged	Employment		During the year						
PSIC Code	Description			No.	Cost	Industrial Cost	Value of Production	Census value added	GFCF	Non-industrial cost	Receipt from Non-industrial Activities	Contribution to GDP
1	2	3	4	5	6	7	8	9	10	11	12	13
33199	Repair of other equipment n.e.c.	531	32	-	-	21864	77689	55826	7733	6622	-	49203
332	Installation of industrial machinery and equipment	192	489	210	2205	10843	75927	65084	323	1136	-	63947
3320	Installation of industrial machinery and equipment	192	489	210	2205	10843	75927	65084	323	1136	-	63947
33201	Installation of industrial machinery in industrial plant and industrial process control equipment	175	455	210	2205	10231	70980	60749	-	266	-	60483
33202	Installation of other industrial equipment like communications equipment, mainframe and similar computers, irradiation and electro-medical equipment etc	17	34	-	-	612	4947	4335	323	870	-	3465
URBAN		1046935	2241643	440060	5968040	244056741	600536757	356480016	64956176	18731802	1030296	338778510
10	Manufacture of food products	131554	263238	71025	990449	69695931	155066703	85370772	18379512	3048818	581603	82903557
101	Processing and preserving of meat	1211	3885	2674	13403	909445	2790545	1881101	55752	33319	-	1847782
1010	Processing and preserving of meat	1211	3885	2674	13403	909445	2790545	1881101	55752	33319	-	1847782
10103	Production of dried, salted or smoked meat	1088	768	480	1632	840615	2568416	1727801	53952	27893	-	1699908
10104	Production of meat products	52	34	17	102	48629	134990	86360	-	4242	-	82118
10107	Processing of animal offal	71	105	70	700	20200	87140	66940	1800	1184	-	65756
103	Processing and preserving of fruit and vegetables	1132	3794	1157	15905	265519	654704	389185	93419	20095	-	369091
1030	Processing and preserving of fruit and vegetables	1132	3794	1157	15905	265519	654704	389185	93419	20095	-	369091
10301	Manufacture of food consisting chiefly of fruit or vegetables/ manufacture of perishable prepared foods of fruit and vegetables, such as: Salads, peeled or cut vegetables, tofu (bean curd)	117	36	-	-	33302	80760	47458	960	362	-	47096
10302	Preserving of fruit, nuts or vegetables	443	108	-	-	121090	383553	262463	907	10774	-	251689
10303	Manufacture of fruit or vegetable food products	96	22	11	160	32720	78047	45327	1253	1242	-	44085
10304	Manufacture of fruit or vegetable juices/ concentrates	76	76	-	-	20368	36480	16112	2280	5016	-	11096
10309	Others (Processing and Preserving of fruit and vegetables)	400	1800	800	12500	58040	75864	17825	88020	2701	-	15124
104	Manufacture of vegetable and animal oils and fats	1452	2778	548	7013	830030	1820124	990093	476327	45323	-	944771
1040	Manufacture of vegetable and animal oils and fats	1452	2778	548	7013	830030	1820124	990093	476327	45323	-	944771
10401	Manufacture of crude / refined vegetable oils and their processing	405	147	-	-	332639	615099	282460	167863	17206	-	265254
10402	Manufacture of non-defatted flour or meal of oilseeds, oil nuts or oil kernels	435	42	28	420	276870	747980	471110	208471	17496	-	453614
10405	Production of cotton linters	36	108	-	-	4608	7776	3168	90	216	-	2952
10406	Production of oilcakes and other residual products of oil production	438	54	27	68	137695	286170	148475	27666	6704	-	141771
10409	Others (Manufacture of vegetable and animal oils and fats)	138	140	-	-	78218	163099	84880	72238	3701	-	81180
105	Manufacture of dairy products	8396	20189	6411	105062	7523102	16053994	8530892	2337277	309551	429552	8650894
1050	Manufacture of dairy products	8396	20189	6411	105062	7523102	16053994	8530892	2337277	309551	429552	8650894
10501	Manufacture of fresh liquid milk, pasteurized, sterilized, homogenized and/or ultra heat treated/ manufacture of milk-based drinks	362	57	38	950	136196	338374	202178	322493	16567	-	185611
10502	Manufacture of cream from fresh liquid milk	549	69	46	483	495326	948480	453154	70322	29802	429552	852904

Major Industry Group		No. of reporting manufacturing units	Total No. of Person engaged	Employment		During the year						
PSIC Code	Description			No.	Cost	Industrial Cost	Value of Production	Census value added	GFCF	Non-industrial cost	Receipt from Non-industrial Activities	Contribution to GDP
1	2	3	4	5	6	7	8	9	10	11	12	13
10503	Manufacture of dried or concentrated milk	105	420	280	2363	781480	1769726	988246	83755	1064	-	987182
10504	Manufacture of butter/ cheese etc.	1742	196	-	-	371034	878791	507756	11244	8678	-	499078
10505	Manufacture of yoghurt	3868	49	-	-	3130971	6156311	3025340	230894	210505	-	2814836
10506	Manufacture of ice cream and other edible ice/ Manufacture of milk or cream in solid form	891	210	120	1140	1579307	4377369	2798062	1184011	30460	-	2767602
10509	Others (Manufacture of dairy products)	879	140	105	1260	1028787	1584943	556156	434559	12475	-	543681
106	Manufacture of grain mill products, starches and starch products	94881	148986	19072	246566	19609549	45469665	25860116	12564109	1241059	148566	24767623
1061	Manufacture of grain mill products	94734	148779	19032	245306	19597352	45436410	25839058	12519809	1238714	148566	24748909
10611	Grain milling	88423	208	-	-	15461433	35494166	20032733	11293133	1013769	145262	19164226
10612	Rice milling	358	210	140	1960	160061	310275	150215	48394	4607	-	145608
10613	Vegetable milling	108	84	56	1260	2864	21171	18306	18434	2479	-	15828
10614	Manufacture of cereal breakfast foods	80	175	105	560	13587	32224	18637	60	-	-	18637
10615	Manufacture of flour mixes and prepared blended flour and dough for bread, cakes, biscuits or pancakes	4802	288	216	2016	3268539	6791431	3522891	774890	151807	3304	3374388
10619	Others (Manufacture of grain mill products).	963	42	28	798	690869	2787144	2096275	384899	66052	-	2030222
1062	Manufacture of starches and starch products	147	207	40	1260	12196	33255	21058	44300	2344	-	18714
10621	Manufacture of starches from rice, potatoes, maize etc.	20	80	40	1260	2160	12000	9840	44300	224	-	9616
10625	Manufacture of corn oil	127	20	-	-	10036	21255	11218	-	2120	-	9098
107	Manufacture of other food products	24482	83606	41163	602500	40558287	88277672	47719385	2852628	1399473	3485	46323397
1071	Manufacture of bakery products	18442	59926	29997	447443	21166932	47319112	26152180	1652973	1104158	1493	25049515
10711	Manufacture of bread and rolls	2752	28	-	-	3326671	7419331	4092659	125892	160643	1404	3933420
10712	Manufacture of fresh/ preserved pastry, cakes, pies, tarts etc.	1904	1750	1500	13000	2330168	5660293	3330125	238972	127089	-	3203036
10713	Manufacture of rusks, biscuits and other "dry" bakery products/ snack products	3800	24	24	432	4945600	10974827	6029228	594205	244069	-	5785159
10719	Others (Manufacture of bakery products)	9986	1470	588	9604	10564493	23264661	12700168	693904	572357	89	12127900
1072	Manufacture of sugar	2928	14728	7640	114871	2389545	4916201	2526656	1025291	82140	1152	2445667
10721	Manufacture or refining of sugar and sugar substitutes from the juice of cane, beet, maple and palm etc.	2892	250	50	645	2389545	4916201	2526656	1023491	82140	1152	2445667
10722	Manufacture of sugar syrups	36	108	-	-	-	-	-	1800	-	-	-
1073	Manufacture of cocoa, chocolate and sugar confectionery	264	1125	652	5128	141552	391922	250370	7395	9563	840	241647
10731	Manufacture of cocoa, cocoa butter, cocoa fat, cocoa oil	72	252	180	1800	50229	201125	150896	-	1346	-	149550
10732	Manufacture of chocolate & chocolate confectionery, sugar confectionery etc.	105	105	35	298	50869	125440	74571	3045	5992	840	69419
10734	Preserving in sugar of fruit, nuts, fruit peels and other parts of plants	87	35	-	-	40455	65357	24902	4350	2224	-	22678
1075	Manufacture of prepared meals and dishes	1787	5300	2350	24213	16483170	34652796	18169625	69290	161492	-	18008133
10751	Manufacture of meat or poultry dishes	765	40	-	-	806462	1935253	1128791	32136	59158	-	1069633
10752	Manufacture of fish dishes, including fish and chips	174	48	-	-	465867	1242006	776139	4668	26172	-	749967

Major Industry Group		No. of reporting manufacturing units	Total No. of Person engaged	Employment		During the year						
PSIC Code	Description			No.	Cost	Industrial Cost	Value of Production	Census value added	GFCF	Non-industrial cost	Receipt from Non-industrial Activities	Contribution to GDP
1	2	3	4	5	6	7	8	9	10	11	12	13
10759	Others (Manufacture of prepared meals and dishes)	848	39	13	312	15210841	31475537	16264695	32487	76162	-	16188533
1079	Manufacture of other food products n.e.c.	1061	2527	524	10846	377088	997642	620554	97679	42120	-	578434
10795	Manufacture of perishable prepared foods, such as sandwiches, fresh pizza	123	28	-	-	84473	203283	118810	21935	7124	-	111686
10796	Manufacture of spices, sauces and condiments	71	70	-	-	15793	39994	24201	16573	887	-	23314
10798	Processing of salt into food-grade salt, e.g. iodized salt	97	108	54	1620	5089	29766	24677	43425	1631	-	23046
10799	Others (Manufacture of food products)	770	36	-	-	271733	724599	452866	15747	32479	-	420388
11	Manufacture of beverages	483	1629	909	13952	220697	827971	607274	173750	17846	350	589778
110	Manufacture of beverages	480	1620	903	13862	220437	825426	604989	173714	17722	350	587618
1104	Manufacture of soft drinks; production of mineral waters and other bottled waters	480	1620	903	13862	220437	825426	604989	173714	17722	350	587618
11041	Manufacture of non-alcoholic beverages	70	216	180	1980	11384	47600	36216	1008	2618	-	33598
11042	Production of natural mineral waters and other bottled waters	51	60	45	675	58300	156320	98020	-	260	-	97760
11043	Manufacture of soft drinks like lemonade, orangeade, cola, fruit drinks, tonic waters etc.	359	70	-	-	150752	621506	470754	172706	14844	350	456260
113		3	9	6	90	260	2545	2285	36	125	-	2160
1139		3	9	6	90	260	2545	2285	36	125	-	2160
11399		3	9	6	90	260	2545	2285	36	125	-	2160
12	Manufacture of tobacco products	11456	69310	32267	498691	12375389	16112923	3737534	4001265	514130	3060	3226464
120	Manufacture of tobacco products	11456	69310	32267	498691	12375389	16112923	3737534	4001265	514130	3060	3226464
1200	Manufacture of tobacco products	11456	69310	32267	498691	12375389	16112923	3737534	4001265	514130	3060	3226464
12001	Manufacture of tobacco products and products of tobacco substitutes etc.	11378	350	150	2600	12361737	16072280	3710543	4000160	510906	3060	3202697
12009	Others (Manufacture of tobacco products)	78	78	26	1027	13652	40643	26991	1105	3224	-	23767
13	Manufacture of textiles	490215	956979	70916	1035668	12032694	52756280	40723586	10739412	2760648	85335	38048274
131	Spinning, weaving and finishing of textiles	9923	34672	19669	309086	4009311	10928622	6919311	5056517	505081	11136	6425366
1311	Preparation and spinning of textile fibres	2435	10841	7449	97988	2081453	5551499	3470046	1347511	179616	11136	3301566
13111	Preparatory operations on textile fibres	218	66	44	484	516111	1192202	676092	105605	29956	-	646136
13112	Spinning and manufacture of yarn or thread	2217	1875	1000	9875	1565342	4359297	2793954	1241906	149660	11136	2655430
1312	Weaving of textiles	4298	12999	6385	86740	1141335	3214374	2073039	787728	206414	-	1866625
13121	Manufacture of broad woven cotton-type, woollen-type, worsted-type or silk-type fabrics	3081	45	-	-	629639	2116651	1487012	637926	166148	-	1320864
13122	Manufacture of other broad woven fabrics, using flax, ramie, hemp, jute, bast fibres and special yarns	76	432	360	4500	32128	212144	180016	5652	23146	-	156870
13129	Others (Weaving of textiles)	1141	36	-	-	479567	885578	406011	144150	17120	-	388891
1313	Finishing of textiles	3190	10832	5835	124358	786523	2162749	1376226	2921278	119051	-	1257175
13131	Bleaching and dyeing of textile fibres, yarns, fabrics and textile articles, including wearing apparel	1934	189	108	3240	193259	1042671	849413	2537374	78479	-	770934

Major Industry Group		No. of reporting manufacturing units	Total No. of Person engaged	Employment		During the year						
PSIC Code	Description			No.	Cost	Industrial Cost	Value of Production	Census value added	GFCF	Non-industrial cost	Receipt from Non-industrial Activities	Contribution to GDP
1	2	3	4	5	6	7	8	9	10	11	12	13
13132	Dressing, drying, steaming, shrinking, mending, Sanforizing, mercerizing of textiles and textile articles, including wearing apparel	854	70	-	-	582082	1057236	475155	333132	36134	-	439021
13139	Others (Finishing of textiles)	402	88	22	286	11183	62841	51658	50772	4438	-	47220
139	Manufacture of other textiles	480292	922307	51247	726583	8023383	41827658	33804275	5682895	2255567	74199	31622908
1391	Manufacture of knitted and crocheted fabrics	670	834	92	1334	12945	83245	70301	6351	6998	-	63303
13910	Manufacture and processing of knitted or crocheted fabrics etc.	670	115	92	1334	12945	83245	70301	6351	6998	-	63303
1392	Manufacture of made-up textile articles, except apparel	27429	61467	7515	127709	1036955	4478920	3441965	1564576	243241	4904	3203628
13921	Manufacture, of made-up articles of any textile material	20272	27	-	-	791086	3184333	2393246	990225	149461	4344	2248129
13922	Manufacture of made-up furnishing articles	6354	153	-	-	197977	949064	751087	331086	52570	560	699077
13925		17	51	34	1020	741	10200	9459	2380	857	-	8602
13929	Others (Manufacture of made-up textile articles, except apparel)	786	72	-	-	47150	335324	288173	240885	40353	-	247820
1393	Manufacture of carpets and rugs	51934	132481	2628	25739	1094683	5245323	4150640	479337	248004	494	3903130
13930	Manufacture of textile floor coverings like carpets, rugs and mats, tiles etc.	51934	81	-	-	1094683	5245323	4150640	479337	248004	494	3903130
1394	Manufacture of cordage, rope, twine and netting	30676	78321	1968	43539	698526	2019031	1320505	454085	99878	-	1220626
13941	Manufacture of twine, cordage, rope and cables of textile fibres or strip or the like	21633	81	-	-	265147	798846	533698	234603	34349	-	499349
13942	Manufacture of knotted netting of twine, cordage or rope including products of rope or netting	9043	36	-	-	433379	1220185	786806	219482	65529	-	721277
1399	Manufacture of other textiles n.e.c.	369583	649204	39044	528262	5180274	30001139	24820865	3178546	1657446	68802	23232220
13991	Manufacture of labels, badges etc.	491	168	87	1664	27300	299031	271731	4886	9232	-	262499
13992	Manufacture of tulles and other net fabrics, and of lace and embroidery/ ornamental trimmings	355028	105	60	600	4930558	28651469	23720912	2903587	1607414	67477	22180974
13999	Others (Manufacture of other textiles)	14064	108	-	-	222417	1050639	828222	270073	40800	1325	788747
14	Manufacture of wearing apparel	82830	167540	22028	298854	3580957	13638418	10057461	1557331	794256	34506	9297712
141	Manufacture of wearing apparel, except fur apparel	72740	146424	20198	273332	3138200	12161068	9022869	1443132	734671	34377	8322574
1410	Manufacture of wearing apparel, except fur apparel	72740	146424	20198	273332	3138200	12161068	9022869	1443132	734671	34377	8322574
14101	Manufacture of wearing apparel made of leather or composition leather	288	132	96	1326	117798	324131	206333	3143	22432	-	183901
14102	Manufacture of other outerwear/ work wear	26160	98	-	-	1381435	6052613	4671178	1030016	474362	23008	4219824
14103	Manufacture of underwear and nightwear	858	29	-	-	14591	62038	47447	29	614	-	46833
14104	Manufacture of babies' garments, tracksuits and others etc.	809	450	375	3000	254139	886595	632456	125288	50511	180	582125
14105	Manufacture of other clothing accessories such as gloves, belts, shawls, ties, cravats, hairnets etc./ hats and caps	43454	54	-	-	1063959	4328619	3264661	257732	171208	11189	3104642
14106	Manufacture of footwear of textile material without applied soles	35	35	-	-	106	3850	3744	2877	-	-	3744
14109	Others (Manufacture of wearing apparel, except fur apparel)	1136	110	88	792	306172	503222	197050	24047	15544	-	181506
142	Manufacture of articles of fur	166	390	-	-	67490	192320	124830	-	5530	-	119300
1420	Manufacture of articles of fur	166	390	-	-	67490	192320	124830	-	5530	-	119300
14200	Manufacture of articles made of fur skins	166	320	-	-	67490	192320	124830	-	5530	-	119300

Major Industry Group		No. of reporting manufacturing units	Total No. of Person engaged	Employment		During the year						
PSIC Code	Description			No.	Cost	Industrial Cost	Value of Production	Census value added	GFCF	Non-industrial cost	Receipt from Non-industrial Activities	Contribution to GDP
1	2	3	4	5	6	7	8	9	10	11	12	13
143	Manufacture of knitted and crocheted apparel	9924	20726	1830	25522	375267	1285030	909763	114199	54055	130	855837
1430	Manufacture of knitted and crocheted apparel	9924	20726	1830	25522	375267	1285030	909763	114199	54055	130	855837
14301	Manufacture of knitted or crocheted wearing apparel and other made-up articles like pullovers, cardigans, jerseys, waistcoats and similar articles	7726	28	-	-	259707	932297	672590	26433	22511	130	650208
14302	Manufacture of hosiery, including socks, tights and pantyhose	1353	70	60	650	55489	150074	94585	16430	15684	-	78901
14309	Others (Manufacture of knitting and crocheted apparel)	845	68	34	1020	60071	202660	142588	71336	15860	-	126728
15	Manufacture of leather and related products	22380	45963	14125	190877	3995298	11990378	7995080	860067	561815	5177	7438443
151	Tanning and dressing of leather; manufacture of luggage, handbags, saddlery and harness; dressing and dyeing of fur	1344	3938	2068	33522	459299	1678583	1219284	206635	58179	-	1161104
1511	Tanning and dressing of leather; dressing and dyeing of fur	224	560	186	2877	43501	105185	61684	94508	4908	-	56776
15111	Tanning, dyeing and dressing of hides and skins	93	265	106	477	37852	68600	30748	87776	2240	-	28508
15112	Scraping, shearing, plucking, currying, tanning, bleaching and dyeing of fur skins and hides with the hair on	72	72	-	-	1764	8957	7193	5832	994	-	6199
15119	Others (Tanning and dressing of leather, dressing and dying of fur)	59	28	-	-	3885	27628	23743	900	1674	-	22069
1512	Manufacture of luggage, handbags and the like, saddlery and harness	1120	3378	1882	30645	415798	1573398	1157600	112127	53272	-	1104328
15121	Manufacture of luggage, handbags and the like, of leather, composition leather or any other material	793	110	66	462	228213	968172	739959	102666	34807	-	705151
15122	Manufacture of diverse articles of leather or composition leather	132	93	31	54	160375	464224	303849	941	8137	-	295712
15129	Others (Manufacture of luggage, handbags and the saddlery and harness)	195	72	-	-	27210	141002	113792	8520	10328	-	103465
152	Manufacture of footwear	21036	42025	12057	157355	3535999	10311795	6775797	653432	503636	5177	6277338
1520	Manufacture of footwear	21036	42025	12057	157355	3535999	10311795	6775797	653432	503636	5177	6277338
15201	Manufacture of footwear for all purposes, of any material, by any process	13397	140	-	-	3076288	8347816	5271528	188062	435426	4449	4840551
15202	Manufacture of leather parts of footwear etc.	6471	37	-	-	300083	1634311	1334227	463385	56388	29	1277868
15209	Others (Manufacture of footwear)	1168	8	-	-	159627	329668	170041	1986	11822	700	158919
16	Manufacture of wood and of products of wood and cork, except furniture, manufacture of articles of straw and plaiting materials	130811	278217	38461	497224	21625417	57112270	35486853	5873964	1879160	131869	33739562
161	Sawmilling and planning of wood	15003	42726	18415	213243	9390152	24043464	14653312	2903409	686319	103382	14070375
1610	Sawmilling and planning of wood	15003	42726	18415	213243	9390152	24043464	14653312	2903409	686319	103382	14070375
16101	Sawing, planning and machining of wood/ slicing, peeling or chipping logs	13872	35	-	-	9234293	23286316	14052022	2840193	634432	103382	13520972
16102	Manufacture of wooden railway sleepers	35	70	35	420	4060	10500	6440	-	-	-	6440
16103	Manufacture of unassembled wooden flooring/ wood wool, wood flour, chips, particles	222	125	-	-	59000	121984	62984	20467	5160	-	57824
16109	Others (Manufacture of Sawmilling and planning of wood)	874	52	26	286	92799	624665	531866	42749	46727	-	485138
162	Manufacture of products of wood, cork, straw and plaiting materials	115808	235491	20046	283981	12235264	33068805	20833541	2970555	1192841	28487	19669187
1621	Manufacture of veneer sheets and wood-based panels	5584	15142	1222	15036	695376	2109502	1414126	182915	157923	-	1256203
16212	Manufacture of plywood, veneer panels and similar laminated wood boards and sheets	247	341	217	2790	62102	291869	229766	441	35919	-	193847

Major Industry Group		No. of reporting manufacturing units	Total No. of Person engaged	Employment		During the year						
PSIC Code	Description			No.	Cost	Industrial Cost	Value of Production	Census value added	GFCF	Non-industrial cost	Receipt from Non-industrial Activities	Contribution to GDP
1	2	3	4	5	6	7	8	9	10	11	12	13
16213	Manufacture of particle board and fibreboard/ densified wood etc.	64	256	192	1664	7117	34944	27827	6310	9651	-	18176
16219	Others (Manufacture of veneer sheets and wood-based panels)	5273	150	-	-	626157	1782690	1156532	176163	112352	-	1044180
1622	Manufacture of builders' carpentry and joinery	10572	21171	4890	56107	4201018	12258888	8057871	612818	341870	3498	7719498
16221	Manufacture of wooden goods intended to be used in the construction industry	9331	104	-	-	3993370	11726730	7733359	602651	331517	3330	7405172
16222	Manufacture of prefabricated buildings, or elements thereof, predominantly of wood/ mobile homes / wood partitions etc.	1241	81	54	567	207647	532158	324511	10167	10354	168	314326
1623	Manufacture of wooden containers	5215	14893	5419	105267	1852211	3385232	1533022	463956	161501	18593	1390114
16231	Manufacture of packing cases, boxes, crates, drums/ cable-drums etc. of wood	4466	72	-	-	1657231	2682256	1025026	77763	108970	18593	934648
16232	Manufacture of pallets, box pallets and other load boards of wood/ manufacture of barrels, vats, tubs and other coopers' products of wood	677	35	-	-	194692	697792	503100	382983	52531	-	450569
16233	Manufacture of wooden cable-drums	72	72	-	-	288	5184	4896	3211	-	-	4896
1629	Manufacture of other products of wood; manufacture of articles of cork, straw and plaiting materials	94437	184285	8515	107571	5486660	15315183	9828523	1710867	531547	6397	9303373
16291	Manufacture of various wood products (see detail in description)	24414	27	-	-	3702654	9864629	6161975	877052	335241	6130	5832864
16292	Natural cork processing, manufacture of agglomerated cork / articles of cork etc.	22129	35	-	-	279009	841131	562122	36928	30570	76	531628
16299	Others(Manufacture of other products of wood, manufacture of articles of cork, straw and planting materials)	47894	70	35	-	1504997	4609423	3104426	796886	165736	191	2938881
17	Manufacture of paper and paper products	1798	5740	2226	26803	519116	1430990	911873	292803	91014	-	820859
170	Manufacture of paper and paper products	1798	5740	2226	26803	519116	1430990	911873	292803	91014	-	820859
1701	Manufacture of pulp, paper and paperboard	215	664	381	5123	24617	165081	140463	39900	17909	-	122554
17013	Manufacture of paper and paperboard/ further processing of paper and paperboard	135	44	33	550	20394	131173	110779	-	12466	-	98313
17014	Manufacture of newsprint and other printing or writing paper	11	33	22	264	2904	13200	10296	-	3080	-	7216
17019	Others (Manufacture of pulp, paper and paperboard)	69	13	-	-	1320	20708	19388	39900	2363	-	17025
1702	Manufacture of corrugated paper and paperboard and of containers of paper and paperboard	1494	4862	1738	20609	467743	1199185	731441	252603	66981	-	664460
17021	Manufacture of corrugated paper and paperboard and their container etc.	220	33	22	165	138424	254526	116102	6912	12211	-	103891
17022	Manufacture of sacks, bags, office box files and similar articles of paper	1265	135	-	-	328825	938839	610014	245689	54225	-	555789
17029	Others (Manufacture of corrugated paper and paperboard and containers of paper and paperboard)	9	6	3	30	494	5820	5326	2	546	-	4780
1709	Manufacture of other articles of paper and paperboard	89	214	107	1071	26756	66725	39969	300	6124	-	33845
17092	Manufacture of printing and writing paper, computer printout paper, self-copy paper etc. ready for use	17	14	-	-	2682	7307	4624	-	1002	-	3622
17099	Others (Manufacture of other articles of paper and paperboard)	72	14	-	-	24073	59418	35344	300	5122	-	30223
18	Printing and reproduction of recorded media	6681	20327	10602	119799	2149511	6808864	4659353	523340	420450	101	4239004

Major Industry Group		No. of reporting manufacturing units	Total No. of Person engaged	Employment		During the year						
PSIC Code	Description			No.	Cost	Industrial Cost	Value of Production	Census value added	GFCF	Non-industrial cost	Receipt from Non-industrial Activities	Contribution to GDP
1	2	3	4	5	6	7	8	9	10	11	12	13
181	Printing and service activities related to printing	6681	20327	10602	119799	2149511	6808864	4659353	523340	420450	101	4239004
1811	Printing	2182	7868	4747	68103	1446712	3768627	2321915	507477	236819	101	2085197
18111	Printing of newspapers, magazines and other periodicals	310	132	88	1078	126120	699262	573142	20478	44609	-	528533
18112	Printing of books and brochures, music and music manuscripts, maps, atlases, posters, advertising catalogues, prospectuses and other printed advertising,	1518	54	18	351	789047	2186050	1397003	426618	153024	-	1243979
18115	Printing directly onto textiles, plastic, glass, metal, wood and ceramics (except silk-screen printing on textiles and wearing apparel)	81	110	22	220	11636	76600	64964	281	6523	-	58441
18119	Other printing n.e.c.	273	209	66	638	519910	806715	286805	60100	32663	101	254243
1812	Service activities related to printing	4499	12459	5855	51696	702799	3040237	2337438	15863	183631	-	2153807
18121	Binding of printed sheets	1580	18	-	-	501662	1844208	1342546	8450	83249	-	1259297
18122	Composition, typesetting, phototypesetting, pre-press data input including scanning and optical character recognition, electronic make-up	46	42	14	280	6811	23459	16647	350	2775	-	13873
18123	Plate-making services including image-setting and plate-setting	583	30	15	270	105790	609102	503312	2368	54184	-	449128
18124	Preparation of plates and dies	86	55	22	220	13154	69242	56088	675	5039	-	51049
18125	Design of printing products e.g. sketches, layouts, dummies etc.	209	11	-	-	8538	94798	86261	2544	7084	-	79177
18126	Other graphic activities such as die-sinking or die-stamping, Braille copying, embossing, varnishing and laminating, collating and insetting, creasing	114	22	-	-	17864	89140	71276	-	4807	-	66469
18129	Other (Service activities related to printing)	1881	105	-	-	48980	310288	261308	1476	26492	-	234815
19	Manufacture of coke and refined petroleum products	4105	16113	336	2220	519015	1153997	634982	13831	9882	-	625100
191	Manufacture of coke oven products	195	530	228	1320	99546	152011	52465	13399	4231	-	48234
1910	Manufacture of coke oven products	195	530	228	1320	99546	152011	52465	13399	4231	-	48234
19101	Operation of coke ovens	16	64	48	240	5974	11264	5290	-	960	-	4330
19102	Production of coke and semi-coke/ production of coke oven gas	35	70	-	-	43316	44800	1484	13370	168	-	1316
19104	Production of crude coal and lignite tars	144	396	180	1080	50256	95947	45691	29	3103	-	42588
192	Manufacture of refined petroleum products	3910	15583	108	900	419468	1001985	582517	432	5651	-	576866
1920	Manufacture of refined petroleum products	3910	15583	108	900	419468	1001985	582517	432	5651	-	576866
19206	Manufacture of hard-coal and lignite fuel briquettes / petroleum briquettes	180	684	108	900	302400	512914	210514	432	-	-	210514
19207	Blending of bio fuels	3730	35	-	-	117068	489072	372004	-	5651	-	366353
20	Manufacture of chemicals and chemical products	946	3781	2397	29101	576197	1737769	1161571	150451	85631	-	1075940
202	Manufacture of other chemical products	674	2838	1921	25344	184869	781568	596700	126805	54647	-	542052
2022	Manufacture of paints, varnishes and similar coatings, printing ink and mastics	79	191	112	2404	12503	43784	31281	41820	1011	-	30270
20221	Manufacture of paints and varnishes, enamels or lacquers	68	136	68	1700	2339	19584	17245	41820	571	-	16674
20222	Manufacture of prepared pigments and dyes, opacifiers and colours	11	55	44	704	10164	24200	14036	-	440	-	13596

Major Industry Group		No. of reporting manufacturing units	Total No. of Person engaged	Employment		During the year						
PSIC Code	Description			No.	Cost	Industrial Cost	Value of Production	Census value added	GFCF	Non-industrial cost	Receipt from Non-industrial Activities	Contribution to GDP
1	2	3	4	5	6	7	8	9	10	11	12	13
2023	Manufacture of soap and detergents, cleaning and polishing preparations, perfumes and toilet preparations	564	2505	1730	22244	161429	688728	527300	82985	50514	-	476786
20232	Manufacture of soap	105	55	44	1188	32951	79146	46195	3609	7028	-	39167
20234	Manufacture of surface-active preparations (washing powders and detergents, dish-washing preparations, textile softeners)	43	30	20	400	30799	114472	83673	4732	9647	-	74026
20235	Manufacture of cleaning and polishing products	416	99	88	2640	97679	495110	397431	74644	33839	-	363593
2029	Manufacture of other chemical products n.e.c.	31	142	79	696	10937	49056	38119	2000	3122	-	34997
20294	Manufacture of photographic plates, films, sensitized paper and other sensitized unexposed materials	15	30	15	120	9900	31200	21300	-	1740	-	19560
20298	Manufacture of matches	16	112	64	576	1037	17856	16819	2000	1382	-	15437
203	Manufacture of man-made fibres	272	943	476	3757	391329	956200	564872	23646	30984	-	533888
2030	Manufacture of man-made fibres	272	943	476	3757	391329	956200	564872	23646	30984	-	533888
20302	Manufacture of synthetic or artificial staple fibres, not carded, combed or otherwise processed for spinning	67	134	134	1206	31704	128372	96668	670	8040	-	88628
20303	Manufacture of synthetic or artificial filament yarn, including high-tenacity yarn	37	74	-	-	740	1554	814	-	-	-	814
20309	Others (Manufacture of man-made fibres)	168	140	70	394	358884	826274	467390	22976	22944	-	444446
21	Manufacture of basic pharmaceutical products and pharmaceutical preparations	53	106	53	388	25614	136452	110838	68641	3518	-	107320
210	Manufacture of pharmaceuticals, medicinal chemical and botanical product	53	106	53	388	25614	136452	110838	68641	3518	-	107320
2100	Manufacture of pharmaceuticals, medicinal chemical and botanical products	53	106	53	388	25614	136452	110838	68641	3518	-	107320
21003	Manufacture of medicaments including homeopathic preparations	53	70	35	280	25614	136452	110838	68641	3518	-	107320
22	Manufacture of rubber and plastics products	6799	21108	11631	153080	8519885	19403905	10884019	1613822	817409	16069	10082679
221	Manufacture of rubber products	379	995	398	5223	148285	569422	421137	2698	20886	-	400251
2211	Manufacture of rubber tyres and tubes; retreading and rebuilding of rubber tyres	21	63	-	-	832	12247	11416	-	6947	-	4469
22113	Manufacture of interchangeable tyre treads, tyre flaps, "camelback" strips for retreading tyres etc./ tyre rebuilding and retreading	21	63	-	-	832	12247	11416	-	6947	-	4469
2219	Manufacture of other rubber products	358	932	398	5223	147454	557175	409721	2698	13939	-	395782
22191	Manufacture of other products of natural or synthetic rubber (see description for detail)	118	75	25	300	20243	89800	69557	2478	3539	-	66018
22192	Manufacture of rubber brushes, pipe stems, combs, hair pins etc.	194	115	46	-	109802	389569	279767	220	8865	-	270902
22199	Others (Manufacture of other rubber products)	46	9	3	35	17409	77806	60397	-	1535	-	58863
222	Manufacture of plastics products	6420	20113	11233	147857	8371600	18834483	10462882	1611124	796523	16069	9682428
2220	Manufacture of plastics products	6420	20113	11233	147857	8371600	18834483	10462882	1611124	796523	16069	9682428
22201	Manufacture of semi-manufactures and finished plastic products/ plastic articles for the packing of goods	1448	108	81	810	970193	3750796	2780603	168842	125541	9856	2664918

Major Industry Group		No. of reporting manufacturing units	Total No. of Person engaged	Employment		During the year						
PSIC Code	Description			No.	Cost	Industrial Cost	Value of Production	Census value added	GFCF	Non-industrial cost	Receipt from Non-industrial Activities	Contribution to GDP
1	2	3	4	5	6	7	8	9	10	11	12	13
22202	Manufacture of builders' plastics ware(see note for detail)	603	315	105	137	1387974	1982236	594262	18206	81237	-	513025
22203	Manufacture of plastic tableware, kitchenware and toilet articles	202	51	-	-	172067	330039	157972	92720	9706	-	148266
22204	Manufacture of artificial stone/ plastic signs etc.	214	28	14	140	35633	171995	136362	720	12056	-	124306
22209	Manufacture of other diverse plastic products	3953	36	-	-	5805733	12599416	6793684	1330636	567983	6213	6231914
23	Manufacture of other non-metallic mineral products	14565	54361	31420	468044	23659246	48123636	24464390	10104427	1522704	17962	22959648
231	Manufacture of glass and glass products	83	151	40	460	19477	60084	40607	-	1314	-	39293
2310	Manufacture of glass and glass products	83	151	40	460	19477	60084	40607	-	1314	-	39293
23109	Others (Manufacture of glass and glass products)	83	60	40	460	19477	60084	40607	-	1314	-	39293
239	Manufacture of non-metallic mineral products n.e.c.	14482	54210	31380	467584	23639769	48063552	24423783	10104427	1521390	17962	22920355
2392	Manufacture of clay building materials	5281	17996	9227	104417	4977837	11423551	6445714	1878140	439261	8988	6015440
23921	Manufacture of non-refractory ceramic hearth or wall tiles, mosaic cubes etc.	1181	72	-	-	721732	1278506	556774	111785	53310	-	503464
23922	Manufacture of structural non-refractory clay building materials, like ceramic bricks, roofing tiles, pipes, conduits etc./ flooring blocks in baked clay	4100	210	-	-	4256106	10145045	5888939	1766355	385952	8988	5511976
2393	Manufacture of other porcelain and ceramic products	1711	5748	1844	17952	991868	3085479	2093612	14238	16053	154	2077712
23931	Manufacture of ceramic tableware and other domestic or toilet articles etc.	939	564	423	4512	948408	2794320	1845911	6193	12220	70	1833762
23933	Manufacture of ceramic laboratory, chemical and industrial products etc.	35	35	-	-	283	3150	2867	-	70	-	2797
23939	Manufacture of other porcelain and ceramic products n.e.c.	737	35	-	-	43177	288010	244833	8045	3763	84	241154
2394	Manufacture of cement, lime and plaster	68	272	64	1920	113002	238080	125078	51456	8363	-	116715
23941	Manufacture of clinkers and hydraulic cements, including Portland, aluminous cement, slag cement and super phosphate cements	32	128	64	1920	51456	65280	13824	51456	256	-	13568
23942	Manufacture of quicklime, slaked lime and hydraulic lime	36	144	-	-	61546	172800	111254	-	8107	-	103147
2395	Manufacture of articles of concrete, cement and plaster	4904	17894	11350	157048	7404656	15565609	8160953	3040580	264862	-	7896092
23951	Manufacture of precast concrete, cement or artificial stone articles and plaster articles for use in construction	3497	90	60	540	5741922	12044768	6302846	2803542	196315	-	6106531
23952	Manufacture of prefabricated structural components for buildings or civil engineering of cement, concrete or artificial stone	84	105	70	-	91398	198800	107402	315	1543	-	105859
23953	Manufacture of articles of asbestos-cement or cellulose fibre-cement or the like (sheets, panels, tiles,, pipes, troughs, basins, sinks, furniture, frames etc.)	848	280	245	2590	946814	1979252	1032438	194633	32984	-	999454
23959	Manufacture of other articles of concrete, plaster, cement or artificial stone	475	40	20	370	624521	1342789	718268	42089	34020	-	684248
2396	Cutting, shaping and finishing of stone	1923	9886	7419	147019	9341083	16428457	7087374	4750478	716490	8820	6379704
23961	Cutting, shaping and finishing of stone for use in construction, in cemeteries, on roads, as roofing etc.	1923	42	28	280	9341083	16428457	7087374	4750478	716490	8820	6379704
2399	Manufacture of other non-metallic mineral products n.e.c.	595	2414	1476	39228	811324	1322375	511052	369536	76360	-	434691
23991	Manufacture of millstones, sharpening or polishing stones and natural or artificial abrasive products, including abrasive products on a soft base	328	108	72	1080	248929	524524	275595	55076	33804	-	241790

Major Industry Group		No. of reporting manufacturing units	Total No. of Person engaged	Employment		During the year						
PSIC Code	Description			No.	Cost	Industrial Cost	Value of Production	Census value added	GFCF	Non-industrial cost	Receipt from Non-industrial Activities	Contribution to GDP
1	2	3	4	5	6	7	8	9	10	11	12	13
23992	Manufacture of friction material and unmounted articles thereof with a base of mineral substances or of cellulose	267	532	336	10080	562394	797851	235457	314460	42556	-	192901
24	Manufacture of basic metals	5240	14535	7423	106048	2242644	5341215	3098571	498702	279614	-	2818957
241	Manufacture of basic iron and steel	309	1330	635	10622	88245	334644	246399	28447	18111	-	228288
2410	Manufacture of basic iron and steel	309	1330	635	10622	88245	334644	246399	28447	18111	-	228288
24105	Production of semi-finished products of steel	88	484	396	5632	54947	154546	99598	-	-	-	99598
24106	Manufacture of hot/cold-rolled flat-rolled products of steel/ hot-rolled bars and rods, open sections of steel, steel bars and solid sections of steel by cold drawing, grinding or turning/ wire of steel	103	34	-	-	14566	69490	54925	960	8611	-	46314
24109	Others (Manufacture of basic iron and steel)	118	66	22	682	18732	110608	91876	27487	9500	-	82376
242	Manufacture of basic precious and other non-ferrous metals	64	214	150	2193	70912	122297	51385	-	11832	-	39553
2420	Manufacture of basic precious and other non-ferrous metals	64	214	150	2193	70912	122297	51385	-	11832	-	39553
24201	Production and refining of unwrought or wrought precious metals, precious metal alloys/ semi-products: gold, silver, platinum etc. from ore and scrap	22	88	66	1122	61336	89100	27764	-	5280	-	22484
24205	Production of copper alloys/ manufacture of fuse wire or strip/ semi-manufacturing of copper	42	126	84	1071	9576	33197	23621	-	6552	-	17069
243	Casting of metals	4867	12991	6638	93233	2083487	4884275	2800788	470255	249672	-	2551116
2431	Casting of iron and steel	4867	12991	6638	93233	2083487	4884275	2800788	470255	249672	-	2551116
24313	Manufacture of tubes, pipes and hollow profiles and fittings of cast-iron, manufacture of seamless tubes and pipes of steel/ fittings of cast-steel	43	63	42	630	29956	82020	52064	-	2424	-	49640
24319	Others (Casting of iron and steel)	4824	11	-	-	2053531	4802255	2748724	470255	247248	-	2501476
25	Manufacture of fabricated metal products, except machinery and equipment	50804	120304	49984	567887	26900455	75077904	48177449	4453141	2108709	51948	46120688
251	Manufacture of structural metal products, tanks, reservoirs and steam generators	26055	68104	33913	359499	20178799	54705651	34526852	2134721	1472335	44499	33099017
2511	Manufacture of structural metal products	25958	67829	33708	357631	20102719	54557201	34454482	2134721	1469749	44499	33029233
25111	Manufacture of metal frameworks or skeletons for construction and parts thereof (towers, bridges etc.)/ Industrial frameworks in metal (frameworks for blast furnaces, lifting and handling equipment etc.)	194	51	34	1020	258935	388677	129742	23450	15823	-	113919
25112	Manufacture of prefabricated buildings mainly of metal, metal doors, windows and their frames, shutters and gates, room partitions etc.	25700	30	20	350	19785544	53601484	33815940	2111271	1443238	44499	32417201
25119	Others (Manufacture of structural metal products)	64	352	288	3456	58240	567040	508800	-	10688	-	498112
2512	Manufacture of tanks, reservoirs and containers of metal	97	275	205	1868	76080	148450	72370	-	2586	-	69784
25121	Manufacture of reservoirs, tanks and similar containers of metal, of types normally installed as fixtures for storage or manufacturing use	62	135	135	1080	73056	143900	70844	-	2376	-	68468
25122	Manufacture of metal containers for compressed or liquefied gas	35	35	-	-	3024	4550	1526	-	210	-	1316
252	Manufacture of weapons and ammunition	51	204	-	-	7719	28662	20943	2601	6293	-	14649
2520	Manufacture of weapons and ammunition	51	204	-	-	7719	28662	20943	2601	6293	-	14649

Major Industry Group		No. of reporting manufacturing units	Total No. of Person engaged	Employment		During the year						
PSIC Code	Description			No.	Cost	Industrial Cost	Value of Production	Census value added	GFCF	Non-industrial cost	Receipt from Non-industrial Activities	Contribution to GDP
1	2	3	4	5	6	7	8	9	10	11	12	13
25202	Manufacture of small arms (revolvers, shotguns, light machine guns)	51	204	-	-	7719	28662	20943	2601	6293	-	14649
259	Manufacture of other fabricated metal products; metalworking service activities	24698	51996	16071	208388	6713937	20343591	13629654	2315819	630080	7448	13007022
2591	Forging, pressing, stamping and roll-forming of metal; powder metallurgy	35	105	70	420	42252	69769	27517	-	2842	-	24675
25911	Forging, pressing, stamping and roll-forming of metal	35	105	70	420	42252	69769	27517	-	2842	-	24675
2592	Treatment and coating of metals; machining	1198	2968	1362	16914	426933	1165053	738120	740483	59663	-	678457
25921	Plating, anodizing etc., heat treatment, deburring, sandblasting, tumbling, cleaning of metals	35	35	-	-	4458	10500	6042	350	1470	-	4572
25922	Colouring and engraving, non-metallic coating, hardening, buffing of metals	78	56	28	280	2078	20420	18342	-	1608	-	16734
25923	Boring, turning, milling, eroding, planning, lapping, broaching, levelling, sawing, grinding, sharpening, polishing, welding, splicing etc. of metalwork pieces	1005	11	-	-	351316	927912	576596	729845	53142	-	523454
25924	Cutting of and writing on metals by means of laser beams	80	192	96	1200	69082	206221	137139	10288	3443	-	133696
2593	Manufacture of cutlery, hand tools and general hardware	15634	26953	4458	57087	1624398	5658792	4034394	777275	207004	764	3828154
25931	Manufacture of cutlery	164	87	58	943	41698	143354	101656	-	4885	-	96771
25932	Manufacture of knives and cutting blades, hand tools, non-power-driven agricultural hand tools, saws and saw blades for machines or for mechanical appliances	13672	35	-	-	1200558	4020411	2819853	580511	124721	764	2695896
25933	Manufacture of padlocks, locks, keys, hinges and the like, hardware for buildings, furniture, vehicles etc.	813	130	100	1190	200886	682650	481764	45910	36222	-	445543
25934	Manufacture of other tools of such nature n.e.c.	985	270	120	1410	181256	812377	631121	150855	41177	-	589944
2599	Manufacture of other fabricated metal products n.e.c.	7831	21970	10181	133968	4620354	13449977	8829623	798061	360571	6684	8475736
25991	Manufacture of cans, drums, buckets, boxes, tins and cans for food products, metal cable, plaited bands and similar articles,	4748	140	105	1260	2407952	7250270	4842318	445416	210581	5748	4637486
25992	Manufacture of uninsulated metal cable or insulated cable not capable of being used as a conductor of electricity, articles made of wire etc.	143	80	60	702	51908	235260	183352	696	7914	-	175438
25993	Manufacture of screw machine products, nails and pins, bolts, screws, nuts, springs, chains etc.	798	322	266	5978	503058	1360036	856978	187165	33606	-	823372
25994	Manufacture of metal household articles	1998	102	68	544	1589127	4455371	2866244	162930	103869	936	2763311
25995	Manufacture of metal goods for office use, except furniture	36	36	-	-	173	1152	979	162	22	-	958
25996	Manufacture of safes, strongboxes, armoured doors etc.	36	144	36	360	37264	108144	70880	72	1440	-	69440
25997	Manufacture of various metal articles	72	216	108	346	30874	39744	8870	1620	3139	-	5731
26	Manufacture of computer, electronic and optical products	88	311	181	3598	6296	41972	35676	61404	4592	-	31084
261	Manufacture of electronic components and boards	14	42	14	133	504	5880	5376	56084	-	-	5376
2610	Manufacture of electronic components and boards	14	42	14	133	504	5880	5376	56084	-	-	5376

Major Industry Group		No. of reporting manufacturing units	Total No. of Person engaged	Employment		During the year						
PSIC Code	Description			No.	Cost	Industrial Cost	Value of Production	Census value added	GFCF	Non-industrial cost	Receipt from Non-industrial Activities	Contribution to GDP
1	2	3	4	5	6	7	8	9	10	11	12	13
26101	Manufacture of capacitors, electronic, resistors, electronic, microprocessors, bare printed circuit boards, electron tubes, electronic connectors, integrated circuits	14	42	14	133	504	5880	5376	56084	-	-	5376
264	Manufacture of consumer electronics	11	66	55	385	3916	12320	8404	-	1408	-	6996
2640	Manufacture of consumer electronics	11	66	55	385	3916	12320	8404	-	1408	-	6996
26404	Manufacture of radio receivers, speaker systems, amplifiers for musical instruments and public address systems	11	66	55	385	3916	12320	8404	-	1408	-	6996
265	Manufacture of measuring, testing, navigating and control equipment; watches and clocks	28	168	112	3080	1288	20160	18872	4620	2386	-	16486
2652	Manufacture of watches and clocks	28	168	112	3080	1288	20160	18872	4620	2386	-	16486
26521	Manufacture of watches and clocks, watch and clock cases, components for clocks and watches	28	168	112	3080	1288	20160	18872	4620	2386	-	16486
267	Manufacture of optical instruments and photographic equipment	35	35	-	-	588	3612	3024	700	798	-	2226
2670	Manufacture of optical instruments and photographic equipment	35	35	-	-	588	3612	3024	700	798	-	2226
26705	Manufacture of film cameras and digital cameras	35	35	-	-	588	3612	3024	700	798	-	2226
27	Manufacture of electrical equipment	2299	6926	3842	42705	1060170	2860297	1800127	421442	128331	-	1671796
271	Manufacture of electric motors, generators, transformers and electricity distribution and control apparatus	765	2086	1181	13373	293036	797314	504278	75279	45620	-	458658
2710	Manufacture of electric motors, generators, transformers and electricity distribution and control apparatus	765	2086	1181	13373	293036	797314	504278	75279	45620	-	458658
27101	Manufacture of distribution electric / arc-welding transformers / substation transformers for electric power distribution	11	99	88	2640	4334	18040	13706	37730	220	-	13486
27102	Manufacture of transmission and distribution voltage regulators / electric motors / power generators / prime mover generator sets / armatures etc.	54	60	40	1500	112157	190208	78051	800	4937	-	73114
27103	Manufacture of power circuit breakers / surge suppressors / control panels for electric power distribution / electrical relays etc.	432	108	81	2430	17804	86890	69085	20075	8330	-	60755
27104	Manufacture of duct for electrical switchboard apparatus / electric fuses / power switching equipment / electric power switches	126	36	18	153	130730	424074	293344	16674	20160	-	273184
27109	Others (Manufacture of electric motors, generators, transformers and electricity distribution and control apparatus)	142	261	116	928	28010	78102	50092	-	11973	-	38119
273	Manufacture of wiring and wiring devices	623	2558	1627	20248	461602	1166027	704426	154925	35574	-	668852
2732	Manufacture of other electronic and electric wires and cables	224	1504	1152	15082	419044	1013159	594115	26042	22287	-	571828
27320	Manufacture of insulated wire and cable, made of steel, copper, aluminium	224	33	22	308	419044	1013159	594115	26042	22287	-	571828
2733	Manufacture of wiring devices	399	1054	475	5166	42558	152868	110311	128883	13287	-	97024
27331	Manufacture of bus bars, electrical conductors, GFCI (ground fault circuit interrupters), lamp holders, coils, switches/ boxes for electrical wiring, electrical outlets and sockets, electrical conduit and fitting etc.	333	200	150	450	40513	141180	100667	128883	13167	-	87501

Major Industry Group		No. of reporting manufacturing units	Total No. of Person engaged	Employment		During the year						
PSIC Code	Description			No.	Cost	Industrial Cost	Value of Production	Census value added	GFCF	Non-industrial cost	Receipt from Non-industrial Activities	Contribution to GDP
1	2	3	4	5	6	7	8	9	10	11	12	13
27333	Manufacture of plastic non current-carrying wiring devices including plastic junction boxes, face plates, and similar, plastic pole line fittings etc.	66	140	120	390	2045	11688	9643	-	120	-	9523
274	Manufacture of electric lighting equipment	177	615	369	3712	12684	87665	74980	690	21937	-	53043
2740	Manufacture of electric lighting equipment	177	615	369	3712	12684	87665	74980	690	21937	-	53043
27401	Manufacture of lamps, fixtures and bulbs, ceiling lighting fixtures, chandeliers, table lamps, flashlights, electric insect lamps, lanterns, spotlights etc.	177	72	54	378	12684	87665	74980	690	21937	-	53043
275	Manufacture of domestic appliances	76	224	73	490	24487	49691	25203	2125	6109	-	19094
2750	Manufacture of domestic appliances	76	224	73	490	24487	49691	25203	2125	6109	-	19094
27501	Manufacture of domestic electric appliances (see description for detail)	60	125	25	250	17351	31694	14343	2125	5149	-	9194
27503	Manufacture of domestic non-electric cooking and heating equipment	16	64	48	240	7136	17997	10861	-	960	-	9901
279	Manufacture of other electrical equipment	658	1443	592	4882	268361	759600	491239	188423	19091	-	472149
2790	Manufacture of other electrical equipment	658	1443	592	4882	268361	759600	491239	188423	19091	-	472149
27902	Manufacture of uninterruptible power supplies (UPS), power supplies	556	90	60	570	249893	638220	388327	185348	16175	-	372153
27905	Manufacture of electrical welding and soldering equipment, including hand-held soldering irons	60	150	90	1467	7296	70980	63684	2235	2160	-	61524
27909	Manufacture of other electrical equipment n.e.c.	42	126	-	-	11172	50400	39228	840	756	-	38472
28	Manufacture of machinery and equipment n.e.c.	4144	9365	3998	59234	1012525	3313251	2300727	546010	167658	1442	2134511
281	Manufacture of general-purpose machinery	1062	2801	1386	23707	163317	691924	528607	155922	39840	-	488767
2811	Manufacture of engines and turbines, except aircraft, vehicle and cycle engines	638	1432	602	7627	80534	327286	246752	141826	14575	-	232176
28112	Manufacture of turbines and parts thereof, boiler-turbine sets, turbine-generator sets etc.	638	64	-	-	80534	327286	246752	141826	14575	-	232176
2813	Manufacture of other pumps, compressors, taps and valves	118	418	300	2467	36897	170720	133823	1250	6297	-	127526
28131	Manufacture of air or vacuum pumps, air or other gas compressors	108	378	270	2196	14713	69120	54407	-	4457	-	49950
28134	Manufacture of industrial taps and valves, including regulating valves and intake taps, sanitary taps and valves, heating taps and valves, hand pumps etc.	10	40	30	271	22184	101600	79416	1250	1840	-	77576
2814	Manufacture of bearings, gears, gearing and driving elements	28	112	56	672	896	20160	19264	-	2128	-	17136
28143	Manufacture of gears, gearing and gear boxes and other speed changers, clutches & shaft couplings, flywheels & pulleys, power transmission chain etc.	28	112	56	672	896	20160	19264	-	2128	-	17136
2815	Manufacture of ovens, furnaces and furnace burners	105	315	105	6300	13818	52500	38682	-	10500	-	28182
28152	Manufacture of permanent mount electric heaters, non-electric household heating equipment etc.	105	315	105	6300	13818	52500	38682	-	10500	-	28182
2818	Manufacture of power-driven hand tools	46	55	9	225	1159	4625	3466	225	274	-	3192
28180	Manufacture of hand tools, with self-contained electric or non-electric motor or pneumatic drive (see note for detail)	46	37	-	-	1159	4625	3466	225	274	-	3192

Major Industry Group		No. of reporting manufacturing units	Total No. of Person engaged	Employment		During the year						
PSIC Code	Description			No.	Cost	Industrial Cost	Value of Production	Census value added	GFCF	Non-industrial cost	Receipt from Non-industrial Activities	Contribution to GDP
1	2	3	4	5	6	7	8	9	10	11	12	13
2819	Manufacture of other general-purpose machinery	127	469	314	6416	30013	116634	86621	12621	6066	-	80554
28191	Manufacture of industrial refrigerating or freezing equipment, air-conditioning machines, non-domestic fans etc.	28	84	56	1680	4088	17920	13832	4760	2610	-	11222
28193	Manufacture of filtering or purifying machinery and apparatus for liquids, equipment for projecting, dispersing or spraying liquids or powders	60	70	42	630	19314	53770	34456	7861	2937	-	31519
28199	Manufacture of other general-purpose machinery n.e.c.	39	56	28	406	6611	44944	38333	-	520	-	37813
282	Manufacture of special-purpose machinery	3082	6564	2612	35527	849208	2621327	1772120	390088	127818	1442	1645744
2821	Manufacture of agricultural and forestry machinery	1440	2713	716	7759	283027	849606	566580	134725	26820	1400	541159
28211	Manufacture of tractors used in agriculture and forestry	50	50	-	-	16400	24000	7600	23050	2000	-	5600
28214	Manufacture of agricultural machinery for soil preparation, planting or fertilizing	617	36	-	-	104661	317165	212504	26811	11018	-	201487
28215	Manufacture of harvesting or threshing machinery	489	144	108	774	55196	243594	188398	55430	10279	1400	179519
28217	Manufacture of spraying machinery for agricultural use	168	24	-	-	2410	8251	5842	5304	504	-	5338
28219	Manufacture of diverse agricultural machinery n.e.c.	116	40	30	430	104360	256596	152236	24130	3020	-	149216
2822	Manufacture of metal-forming machinery and machine tools	677	1320	397	4890	100468	343292	242824	75830	20224	42	222642
28222	Manufacture of machine tools for turning, drilling, milling, shaping, planning, boring, grinding etc.	147	18	-	-	9442	44882	35441	3686	5796	-	29645
28224	Manufacture of punch presses, hydraulic presses, hydraulic brakes, drop hammers, forging machines etc.	35	140	-	-	53144	94500	41356	-	658	-	40698
28227	Manufacture of parts and accessories for the machine tools listed above	495	88	66	825	37882	203909	166027	72144	13770	42	152299
2823	Manufacture of machinery for metallurgy	3	12	9	137	480	3480	3000	15	77	-	2923
28232	Manufacture of metal-rolling mills and rolls for such mills	3	12	9	137	480	3480	3000	15	77	-	2923
2825	Manufacture of machinery for food, beverage and tobacco processing	20	100	80	3000	5496	28800	23304	-	880	-	22424
28256	Manufacture of machinery for the extraction or preparation of animal or vegetable fats or oils	20	100	80	3000	5496	28800	23304	-	880	-	22424
2826	Manufacture of machinery for textile, apparel and leather production	917	2344	1360	18942	459137	1380149	921012	179518	79667	-	841346
28262	Manufacture of auxiliary machines or equipment for textile machinery	850	200	130	1950	454259	1348193	893934	179346	78241	-	815693
28264	Manufacture of machinery for fabric processing	18	126	90	990	2470	16560	14090	72	583	-	13507
28266	Manufacture of sewing machines	49	60	-	-	2408	15396	12988	101	842	-	12145
2829	Manufacture of other special-purpose machinery	25	75	50	800	600	16000	15400	-	150	-	15250
28296	Manufacture of diverse special-purpose machinery and equipment	25	75	50	800	600	16000	15400	-	150	-	15250
29	Manufacture of motor vehicles, trailers and semi-trailers	4994	14857	7558	112054	2651032	7033057	4382025	848019	271310	6148	4116863
291	Manufacture of motor vehicles	134	268	67	603	57553	117652	60099	-	15410	-	44689
2910	Manufacture of motor vehicles	134	268	67	603	57553	117652	60099	-	15410	-	44689
29103	Manufacture of other motor vehicles	134	268	67	603	57553	117652	60099	-	15410	-	44689
292	Manufacture of bodies (coachwork) for motor vehicles; manufacture of trailers and semi-trailers	670	2702	1490	14459	1429355	3435867	2006512	484235	41984	748	1965277

Major Industry Group		No. of reporting manufacturing units	Total No. of Person engaged	Employment		During the year						
PSIC Code	Description			No.	Cost	Industrial Cost	Value of Production	Census value added	GFCF	Non-industrial cost	Receipt from Non-industrial Activities	Contribution to GDP
1	2	3	4	5	6	7	8	9	10	11	12	13
2920	Manufacture of bodies (coachwork) for motor vehicles; manufacture of trailers and semi-trailers	670	2702	1490	14459	1429355	3435867	2006512	484235	41984	748	1965277
29201	Manufacture of bodies, including cabs for motor vehicles and outfitting of all types	274	42	-	-	901913	2097455	1195542	318509	18802	-	1176741
29202	Manufacture of trailers and semi-trailers	187	54	39	381	292883	666984	374101	15105	12014	748	362834
29203	Manufacture of containers for carriage by one or more modes of transport	209	68	34	224	234559	671428	436869	150621	11168	-	425702
293	Manufacture of parts and accessories for motor vehicles	4100	11662	5956	96392	1153708	3413442	2259733	345035	209281	4800	2055253
2930	Manufacture of parts and accessories for motor vehicles	4100	11662	5956	96392	1153708	3413442	2259733	345035	209281	4800	2055253
29301	Manufacture of diverse parts and accessories for motor vehicles	1464	140	56	504	215838	917512	701674	127598	52848	4800	653626
29302	Manufacture of parts & accessories of bodies for motor vehicles, car seats etc.	2572	70	35	210	935054	2459194	1524140	213853	153412	-	1370728
29303	Manufacture of motor vehicle electrical equipment	64	192	-	-	2816	36736	33920	3584	3021	-	30899
299		90	225	45	600	10416	66096	55680	18750	4635	600	51645
2991		60	135	30	420	4182	34800	30618	12855	4029	-	26589
29913		60	135	30	420	4182	34800	30618	12855	4029	-	26589
2992		30	90	15	180	6234	31296	25062	5895	606	600	25056
29923		30	90	15	180	6234	31296	25062	5895	606	600	25056
30	Manufacture of other transport equipment	1805	6668	3747	40399	1129648	2817510	1687862	73102	96420	24944	1616386
309	Manufacture of transport equipment n.e.c.	1805	6668	3747	40399	1129648	2817510	1687862	73102	96420	24944	1616386
3091	Manufacture of motorcycles	1147	4732	2791	28205	811283	1803367	992084	55636	62833	1144	930395
30911	Manufacture of motorcycles, mopeds and cycles fitted with an auxiliary engine, engines for motorcycles, sidecars etc.	273	66	55	594	202128	466310	264182	13772	8158	-	256024
30912	Manufacture of parts and accessories for motorcycles	874	1500	875	3188	609155	1337056	727901	41864	54675	1144	674371
3092	Manufacture of bicycles and invalid carriages	237	868	410	3850	59500	250850	191350	15571	14904	23800	200246
30921	Manufacture of non-motorized bicycles and other cycles, parts and accessories of bicycles etc.	113	44	33	220	38356	120062	81706	14301	5306	-	76400
30922	Manufacture of invalid carriages, their parts & accessories, baby carriages etc.	124	297	216	2916	21144	130788	109644	1270	9598	23800	123846
3099	Manufacture of other transport equipment n.e.c.	421	1068	546	8344	258865	763293	504428	1896	18683	-	485745
30991	Manufacture of hand-propelled vehicles: luggage trucks, handcarts, sledges, shopping carts etc.	250	60	30	180	121792	406148	284356	1130	11788	-	272568
30992	Manufacture of vehicles drawn by animals: sulkies, donkey-carts, hearses etc.	171	60	45	450	137073	357145	220072	766	6895	-	213177
31	Manufacture of furniture	33901	84274	35174	484594	16840481	51690602	34850121	2208681	1869670	17243	32997694
310	Manufacture of furniture	33901	84274	35174	484594	16840481	51690602	34850121	2208681	1869670	17243	32997694
3100	Manufacture of furniture	33901	84274	35174	484594	16840481	51690602	34850121	2208681	1869670	17243	32997694
31001	Manufacture of chairs and seats, sofas, sofa beds and sofa sets	26518	180	72	864	13329434	41427840	28098405	1471453	1449991	15059	26663473

Major Industry Group		No. of reporting manufacturing units	Total No. of Person engaged	Employment		During the year						
PSIC Code	Description			No.	Cost	Industrial Cost	Value of Production	Census value added	GFCF	Non-industrial cost	Receipt from Non-industrial Activities	Contribution to GDP
1	2	3	4	5	6	7	8	9	10	11	12	13
31002	Manufacture of special furniture for shops: counters, display cases, shelves etc., for churches, schools, restaurants	191	64	32	424	42911	134864	91953	37876	4510	-	87442
31003	Manufacture of office furniture	127	72	36	468	89131	314459	225328	2210	16860	-	208468
31004	Manufacture of kitchen furniture, furniture for bedrooms etc., cabinets	4982	36	-	-	2959244	8090310	5131066	423805	293527	-	4837539
31005	Manufacture of laboratory benches, stools and other laboratory seating, laboratory furniture (e.g. cabinets and tables)	439	1469	988	33176	78182	385628	307446	67321	28580	-	278867
31009	Manufacture of other furniture n.e.c.	1644	36	-	-	341579	1337502	995922	206017	76201	2184	921905
32	Other manufacturing	32253	65689	14258	174788	32104800	62910038	30805238	1422284	1021036	51579	29835781
321	Manufacture of jewellery, bijouterie and related articles	13672	24736	5308	82616	30745461	57942679	27197218	1309469	778623	140	26418735
3211	Manufacture of jewellery and related articles	12915	23460	5189	82396	30733380	57892004	27158625	1301535	776337	140	26382427
32111	Production of worked pearls	60	60	40	338	7280	25400	18120	-	2400	-	15720
32112	Production of precious and semi-precious stones / diamonds in the worked state	105	70	-	-	254506	1058225	803719	473	1960	-	801759
32113	Manufacture of jewellery, goldsmiths' articles	12544	4	2	37	29877052	55803470	25926418	1301063	761439	140	25165120
32114	Manufacture of precious metal watch bands, wristbands, watch straps and cigarette cases etc.	206	105	70	735	594542	1004909	410367	-	10538	-	399829
3212	Manufacture of imitation jewellery and related articles	757	1276	119	220	12081	50675	38594	7934	2286	-	36307
32121	Manufacture of costume or imitation jewellery	757	36	-	-	12081	50675	38594	7934	2286	-	36307
322	Manufacture of musical instruments	297	562	-	-	65613	203545	137932	158	17562	-	120370
3220	Manufacture of musical instruments	297	562	-	-	65613	203545	137932	158	17562	-	120370
32202	Manufacture of musical instruments, the sound of which is produced electronically, musical boxes, fairground organs, calliopes etc., instrument parts and accessories	35	105	-	-	504	25200	24696	-	1890	-	22806
32209	Manufacture of other musical instruments n.e.c.	262	352	-	-	65109	178345	113236	158	15672	-	97564
323	Manufacture of sports goods	11729	22645	2491	17509	396318	1495570	1099252	50671	37540	8400	1070111
3230	Manufacture of sports goods	11729	22645	2491	17509	396318	1495570	1099252	50671	37540	8400	1070111
32301	Manufacture of foot balls	11217	70	-	-	214880	1001690	786810	111	25268	8400	769941
32302	Manufacture of rackets, bats	125	375	250	3313	119750	282500	162750	50350	1300	-	161450
32309	Manufacture of other articles and equipment for sports, outdoor and indoor games, of any material n.e.c.	387	70	-	-	61688	211380	149692	210	10972	-	138720
324	Manufacture of games and toys	466	1074	260	2709	93752	229364	135612	38115	22297	-	113315
3240	Manufacture of games and toys	466	1074	260	2709	93752	229364	135612	38115	22297	-	113315
32401	Manufacture of dolls and doll garments, parts and accessories, action figures, toy animals, musical instruments,	241	168	-	-	32993	79109	46115	36786	4346	-	41770
32402	Manufacture of playing cards, games, chess etc.,	3	12	9	112	260	2352	2092	-	229	-	1863
32403	Manufacture of coin-operated games, billiards, special tables for games, etc.	21	21	-	-	2377	12625	10248	861	1134	-	9114
32409	Manufacture of other games and toys n.e.c.	201	77	33	264	58121	135278	77156	468	16588	-	60568

Major Industry Group		No. of reporting manufacturing units	Total No. of Person engaged	Employment		During the year						
PSIC Code	Description			No.	Cost	Industrial Cost	Value of Production	Census value added	GFCF	Non-industrial cost	Receipt from Non-industrial Activities	Contribution to GDP
1	2	3	4	5	6	7	8	9	10	11	12	13
325	Manufacture of medical and dental instruments and supplies	2889	9952	5811	64667	608310	2621941	2013631	21774	137625	43039	1919045
3250	Manufacture of medical and dental instruments and supplies	2889	9952	5811	64667	608310	2621941	2013631	21774	137625	43039	1919045
32501	Manufacture of surgical drapes and sterile string and tissue	1758	66	55	792	327581	1464854	1137273	1155	60833	700	1077140
32502	Manufacture of dental fillings and cements (except denture adhesives), dental wax and other dental plaster preparations	83	77	55	792	59634	118326	58692	-	5398	-	53294
32505	Manufacture of medical, surgical, dental or veterinary furniture	206	155	-	-	27944	98641	70697	490	7214	42339	105822
32506	Manufacture of dental instruments (including dentists' chairs incorporating dental equipment), orthopaedic and prosthetic devices	605	253	207	1150	127364	657064	529700	-	44432	-	485268
32507	Manufacture of bone plates and screws, syringes, needles, catheters, cannulae, etc., artificial teeth, bridges, etc., medical thermometers, bone reconstruction cements	26	66	11	165	31568	102600	71032	39	14538	-	56494
32508	Manufacture of ophthalmic goods, eyeglasses, sunglasses, lenses ground to prescription, contact lenses, safety goggles	15	30	-	-	10800	29760	18960	-	1512	-	17448
32509	Manufacture of other medical and dental instruments and supplies n.e.c.	196	77	44	440	23419	150695	127276	20090	3697	-	123579
329	Other manufacturing n.e.c.	3200	6720	388	7288	195346	416939	221593	2097	27388	-	194205
3290	Other manufacturing n.e.c.	3200	6720	388	7288	195346	416939	221593	2097	27388	-	194205
32901	Manufacture of protective safety equipment	36	36	-	-	-	-	-	-	-	-	-
32902	Manufacture of brooms and brushes, including brushes constituting parts of machines, shoe and clothes brushes,	1413	75	50	525	183657	368299	184642	2040	25949	-	158693
32903	Manufacture of pens and pencils of all kinds whether or not mechanical, pencil leads, stamps etc.	1701	54	-	-	10963	46156	35193	-	1269	-	33924
32909	Others manufacturing n.e.c.	50	200	-	-	726	2484	1758	58	170	-	1588
33	Repair and installation of machinery and equipment	6731	14302	5499	51582	613724	3150356	2536632	70777	257183	960	2280409
331	Repair of fabricated metal products, machinery and equipment	6556	13847	5289	49377	603493	3079376	2475883	70777	256917	960	2219926
3312	Repair of machinery	1210	2249	738	11058	146683	532411	385729	45643	49167	-	336561
33127	Repair and maintenance of miscellaneous machinery	944	75	30	240	65522	344244	278722	41182	25011	-	253711
33128	Repair and maintenance of weighing equipment, vending machines, photocopy machines, calculators, typewriters etc.	131	36	-	-	77204	161435	84231	572	17296	-	66935
33129	Repair of other machinery n.e.c.	135	76	38	912	3956	26732	22776	3890	6860	-	15915
3313	Repair of electronic and optical equipment	381	871	340	2720	18919	134391	115472	863	5041	-	110431
33131	Repair and maintenance of the measuring, testing, navigating and control equipment of group 265	345	207	-	-	15003	124167	109164	863	4493	-	104671
33132	Repair and maintenance of irradiation, electro-medical and electrotherapeutic equipment of class 2660	36	36	-	-	3917	10224	6307	-	547	-	5760
3314	Repair of electrical equipment	3885	8301	3211	27756	406399	2023276	1616877	15115	177445	960	1440393
33141	Repair and maintenance of power, distribution, and specialty transformers	146	140	105	832	60250	272949	212699	70	30106	-	182593
33142	Repair and maintenance of electric motors, generators etc	3100	46	-	-	335876	1512988	1177112	8361	127164	660	1050608

Major Industry Group		No. of reporting manufacturing units	Total No. of Person engaged	Employment		During the year						
PSIC Code	Description			No.	Cost	Industrial Cost	Value of Production	Census value added	GFCF	Non-industrial cost	Receipt from Non-industrial Activities	Contribution to GDP
1	2	3	4	5	6	7	8	9	10	11	12	13
33143	Repair and maintenance of switchgear and switchboard apparatus, relays and industrial controls, electric lighting equipment, primary and storage batteries etc.	573	50	20	135	9435	226554	217119	6669	17383	300	200036
33144	Repair and maintenance of current-carrying wiring devices and non current-carrying wiring devices for wiring electrical circuits etc.	66	15	-	-	838	10786	9948	15	2791	-	7157
3315	Repair of transport equipment, except motor vehicles	549	1494	853	4714	9895	310576	300681	1381	16869	-	283812
33153	Repair and maintenance of locomotives and railroad cars (except factory rebuilding or factory conversion)	478	40	-	-	8618	285664	277045	1346	14781	-	262265
33155	Repair of animal drawn buggies and wagons	71	35	-	-	1276	24912	23636	35	2088	-	21548
3319	Repair of other equipment	531	932	147	3129	21597	78722	57125	7776	8396	-	48728
33193	Restoring of organs and other historical musical instruments	36	36	-	-	194	5856	5662	144	2292	-	3370
33199	Repair of other equipment n.e.c.	495	32	-	-	21403	72865	51463	7632	6104	-	45359
332	Installation of industrial machinery and equipment	175	455	210	2205	10231	70980	60749	-	266	-	60483
3320	Installation of industrial machinery and equipment	175	455	210	2205	10231	70980	60749	-	266	-	60483
33201	Installation of industrial machinery in industrial plant and industrial process control equipment	175	455	210	2205	10231	70980	60749	-	266	-	60483
RURAL		195189	453487	140671	1496676	114441108	258728558	144287450	17027357	6913398	106985	137481037
10	Manufacture of food products	23048	63871	30347	381056	22452950	52255930	29802980	4347331	1215635	31164	28618509
101	Processing and preserving of meat	111	263	136	1281	124678	282083	157405	3023	3781	-	153624
1010	Processing and preserving of meat	111	263	136	1281	124678	282083	157405	3023	3781	-	153624
10103	Production of dried, salted or smoked meat	43	32	-	-	27818	58842	31024	2889	1237	-	29787
10104	Production of meat products	43	48	32	288	73856	176441	102585	134	2544	-	100041
10109	Others (Processing and Preserving of meat)	25	75	50	750	23004	46800	23796	-	-	-	23796
103	Processing and preserving of fruit and vegetables	168	423	233	1810	58357	147686	89329	848	9321	-	80008
1030	Processing and preserving of fruit and vegetables	168	423	233	1810	58357	147686	89329	848	9321	-	80008
10301	Manufacture of food consisting chiefly of fruit or vegetables/ manufacture of perishable prepared foods of fruit and vegetables, such as: Salads, peeled or cut vegetables, tofu (bean curd)	35	105	70	840	20160	51450	31290	490	2940	-	28350
10303	Manufacture of fruit or vegetable food products	8	24	16	144	1037	3072	2035	158	416	-	1619
10304	Manufacture of fruit or vegetable juices/ concentrates	70	115	92	276	23431	67834	44402	160	4425	-	39977
10307	Roasting of nuts/ manufacture of nut foods and pastes	55	40	-	-	13728	25330	11602	40	1540	-	10062
104	Manufacture of vegetable and animal oils and fats	1219	3172	1279	14994	1518337	2684743	1166405	140457	69595	-	1096810
1040	Manufacture of vegetable and animal oils and fats	1219	3172	1279	14994	1518337	2684743	1166405	140457	69595	-	1096810
10401	Manufacture of crude / refined vegetable oils and their processing	416	238	210	2030	758886	993616	234730	8119	45023	-	189707
10402	Manufacture of non-defatted flour or meal of oilseeds, oil nuts or oil kernels	93	26	13	130	12408	54503	42095	339	3492	-	38603

Major Industry Group		No. of reporting manufacturing units	Total No. of Person engaged	Employment		During the year						
PSIC Code	Description			No.	Cost	Industrial Cost	Value of Production	Census value added	GFCF	Non-industrial cost	Receipt from Non-industrial Activities	Contribution to GDP
1	2	3	4	5	6	7	8	9	10	11	12	13
10404	Manufacture of non-edible animal oils and fats/ extraction of fish and marine mammal oils	30	60	30	360	18960	61582	42622	-	-	-	42622
10405	Production of cotton linters	26	26	-	-	260	1872	1612	-	-	-	1612
10406	Production of oilcakes and other residual products of oil production	480	11	-	-	585762	1135305	549544	130295	18817	-	530727
10409	Others (Manufacture of vegetable and animal oils and fats)	174	156	156	1872	142062	437865	295803	1704	2263	-	293540
105	Manufacture of dairy products	2309	6809	3017	40390	2085256	5150009	3064753	585552	118685	8562	2954631
1050	Manufacture of dairy products	2309	6809	3017	40390	2085256	5150009	3064753	585552	118685	8562	2954631
10501	Manufacture of fresh liquid milk, pasteurized, sterilized, homogenized and/or ultra heat treated/ manufacture of milk-based drinks	18	24	-	-	36677	50384	13707	286	1255	-	12452
10502	Manufacture of cream from fresh liquid milk	75	24	-	-	3264	44052	40788	2091	6456	-	34332
10504	Manufacture of butter/ cheese etc.	224	567	54	432	134643	339554	204910	40180	980	-	203930
10505	Manufacture of yoghurt	1028	3	-	-	895186	1921549	1026363	55584	42881	-	983482
10506	Manufacture of ice cream and other edible ice/ Manufacture of milk or cream in solid form	757	105	70	840	779841	2306420	1526578	388068	60498	8464	1474545
10509	Others (Manufacture of dairy products)	207	144	128	1984	235645	488051	252406	99343	6615	98	245889
106	Manufacture of grain mill products, starches and starch products	10171	20336	6363	93026	5382002	10856614	5474612	1857068	290626	22112	5206098
1061	Manufacture of grain mill products	10011	19968	6296	92436	5312721	10599898	5287177	1846232	283734	22112	5025556
10611	Grain milling	8090	28	14	112	3716988	7269663	3552676	1456044	195866	22112	3378922
10612	Rice milling	143	144	36	324	105158	163950	58792	136502	2826	-	55966
10613	Vegetable milling	15	30	-	-	6300	17574	11274	45	750	-	10524
10614	Manufacture of cereal breakfast foods	29	2	-	-	12524	16710	4186	-	194	-	3992
10615	Manufacture of flour mixes and prepared blended flour and dough for bread, cakes, biscuits or pancakes	1381	24	13	191	1380284	2919851	1539567	239552	73534	-	1466033
10619	Others (Manufacture of grain mill products).	353	315	280	4200	91467	212150	120683	14088	10564	-	110119
1062	Manufacture of starches and starch products	160	368	67	590	69281	256716	187435	10836	6892	-	180543
10621	Manufacture of starches from rice, potatoes, maize etc.	130	120	24	144	65552	248394	182842	6930	6377	-	176465
10625	Manufacture of corn oil	30	22	-	-	3729	8322	4593	3906	515	-	4078
107	Manufacture of other food products	9070	32868	19319	229556	13284320	33134795	19850475	1760383	723627	490	19127337
1071	Manufacture of bakery products	7137	26688	15648	194194	11305646	26508961	15203315	1608737	575462	490	14628342
10711	Manufacture of bread and rolls	1040	38	22	302	1681093	4426125	2745032	21986	70546	-	2674486
10712	Manufacture of fresh/ preserved pastry, cakes, pies, tarts etc.	632	10	6	50	1061432	2424302	1362870	417209	48595	-	1314274
10713	Manufacture of rusks, biscuits and other "dry" bakery products/ snack products	1921	136	119	1091	2826014	6478921	3652907	525204	191154	360	3462113
10719	Others (Manufacture of bakery products)	3544	8	4	180	5737106	13179613	7442507	644339	265168	130	7177469
1072	Manufacture of sugar	127	364	237	2245	55141	111272	56131	4995	4599	-	51533
10721	Manufacture or refining of sugar and sugar substitutes from the juice of cane, beet, maple and palm etc.	115	300	225	2125	52501	101960	49459	4995	4503	-	44957

Major Industry Group		No. of reporting manufacturing units	Total No. of Person engaged	Employment		During the year						
PSIC Code	Description			No.	Cost	Industrial Cost	Value of Production	Census value added	GFCF	Non-industrial cost	Receipt from Non-industrial Activities	Contribution to GDP
1	2	3	4	5	6	7	8	9	10	11	12	13
10722	Manufacture of sugar syrups	12	24	12	120	2640	9312	6672	-	96	-	6576
1073	Manufacture of cocoa, chocolate and sugar confectionery	162	584	239	1953	146614	491013	344399	8516	3424	-	340974
10732	Manufacture of chocolate & chocolate confectionery, sugar confectionery etc.	123	244	-	-	7633	120387	112754	8401	1846	-	110907
10734	Preserving in sugar of fruit, nuts, fruit peels and other parts of plants	39	180	150	1350	138981	370626	231645	116	1578	-	230067
1074	Manufacture of macaroni, noodles, couscous and similar farinaceous products	34	68	-	-	6585	15667	9082	109	857	-	8225
10741	Manufacture of pastas such as macaroni and noodles etc.	34	68	-	-	6585	15667	9082	109	857	-	8225
1075	Manufacture of prepared meals and dishes	778	2941	2173	19700	1385255	4913890	3528635	76045	96430	-	3432204
10751	Manufacture of meat or poultry dishes	428	252	168	1450	996784	3646850	2650067	55760	64208	-	2585858
10752	Manufacture of fish dishes, including fish and chips	23	69	46	288	33787	133474	99687	1449	5612	-	94075
10753	Manufacture of prepared dishes of vegetables	112	120	80	480	162106	423558	261453	5341	15232	-	246221
10759	Others (Manufacture of prepared meals and dishes)	215	50	40	530	192579	710008	517428	13496	11378	-	506050
1079	Manufacture of other food products n.e.c.	832	2223	1022	11464	385079	1093993	708914	61980	42855	-	666059
10792	Blending of tea and mate/ manufacture of extracts and preparations based on tea or maté	42	112	70	420	10325	35462	25137	1820	1092	-	24045
10795	Manufacture of perishable prepared foods, such as sandwiches, fresh pizza	326	28	14	105	116535	357539	241004	19867	17367	-	223637
10796	Manufacture of spices, sauces and condiments	121	144	60	552	45137	124587	79450	-	9444	-	70006
10797	Manufacture of herb infusions (mint, vervain, chamomile etc.)/ manufacture of extracts and juices of meat, fish, crustaceans or molluscs	17	17	-	-	639	2448	1809	-	-	-	1809
10798	Processing of salt into food-grade salt, e.g. iodized salt	110	68	68	2448	49410	156624	107214	16305	7107	-	100107
10799	Others (Manufacture of food products)	216	117	91	1391	163033	417333	254300	23988	7844	-	246455
11	Manufacture of beverages	620	1914	372	3388	115420	464550	349130	179005	19967	1353	330516
110	Manufacture of beverages	620	1914	372	3388	115420	464550	349130	179005	19967	1353	330516
1104	Manufacture of soft drinks; production of mineral waters and other bottled waters	620	1914	372	3388	115420	464550	349130	179005	19967	1353	330516
11041	Manufacture of non-alcoholic beverages	20	42	-	-	1831	8720	6889	62	369	-	6520
11043	Manufacture of soft drinks like lemonade, orangeade, cola, fruit drinks, tonic waters etc.	600	120	90	810	113589	455830	342241	178943	19598	1353	323996
12	Manufacture of tobacco products	1081	5435	3233	32211	739339	1405062	665722	84085	52214	1365	614874
120	Manufacture of tobacco products	1081	5435	3233	32211	739339	1405062	665722	84085	52214	1365	614874
1200	Manufacture of tobacco products	1081	5435	3233	32211	739339	1405062	665722	84085	52214	1365	614874
12001	Manufacture of tobacco products and products of tobacco substitutes etc.	1081	583	418	1793	739339	1405062	665722	84085	52214	1365	614874
13	Manufacture of textiles	68670	138937	14760	134980	5089140	14922017	9832877	1127083	382995	3364	9453245
131	Spinning, weaving and finishing of textiles	1818	5776	3434	29345	2562910	5193712	2630802	29748	52693	450	2578559
1311	Preparation and spinning of textile fibres	425	1454	978	7905	734380	996229	261850	19299	6932	-	254918

Major Industry Group		No. of reporting manufacturing units	Total No. of Person engaged	Employment		During the year						
PSIC Code	Description			No.	Cost	Industrial Cost	Value of Production	Census value added	GFCF	Non-industrial cost	Receipt from Non-industrial Activities	Contribution to GDP
1	2	3	4	5	6	7	8	9	10	11	12	13
13111	Preparatory operations on textile fibres	70	560	490	4445	642250	754740	112490	840	4165	-	108325
13112	Spinning and manufacture of yarn or thread	355	280	40	260	92130	241489	149360	18459	2767	-	146593
1312	Weaving of textiles	885	3637	2414	21168	1823225	4157071	2333846	9860	44380	450	2289916
13121	Manufacture of broad woven cotton-type, woollen-type, worsted-type or silk-type fabrics	774	20	-	-	1818579	4041431	2222852	4358	43010	450	2180293
13129	Others (Weaving of textiles)	111	60	-	-	4646	115640	110994	5502	1370	-	109623
1313	Finishing of textiles	508	685	42	272	5305	40412	35107	589	1381	-	33726
13131	Bleaching and dyeing of textile fibres, yarns, fabrics and textile articles, including wearing apparel	400	15	-	-	516	9626	9110	57	450	-	8660
13132	Dressing, drying, steaming, shrinking, mending, Sanforizing, mercerizing of textiles and textile articles, including wearing apparel	108	42	-	-	4789	30786	25997	532	931	-	25066
139	Manufacture of other textiles	66852	133161	11326	105635	2526230	9728305	7202075	1097335	330303	2914	6874686
1391	Manufacture of knitted and crocheted fabrics	401	1020	281	3139	550573	1452796	902223	3553	6725	-	895498
13910	Manufacture and processing of knitted or crocheted fabrics etc.	401	540	-	-	550573	1452796	902223	3553	6725	-	895498
1392	Manufacture of made-up textile articles, except apparel	4269	8862	1049	9264	398428	1170830	772402	40514	27327	-	745075
13921	Manufacture, of made-up articles of any textile material	3253	51	-	-	97323	332004	234681	14611	6473	-	228208
13922	Manufacture of made-up furnishing articles	928	54	-	-	123096	300106	177010	10266	14098	-	162912
13929	Others (Manufacture of made-up textile articles, except apparel)	88	15	-	-	178009	538721	360711	15638	6756	-	353955
1393	Manufacture of carpets and rugs	4245	10495	1072	7471	226950	836339	609389	7758	26543	-	582845
13930	Manufacture of textile floor coverings like carpets, rugs and mats, tiles etc.	4245	80	-	-	226950	836339	609389	7758	26543	-	582845
1394	Manufacture of cordage, rope, twine and netting	1055	2345	331	2101	96595	275842	179247	21345	7625	-	171622
13941	Manufacture of twine, cordage, rope and cables of textile fibres or strip or the like	445	2	-	-	55563	168348	112784	6528	2608	-	110176
13942	Manufacture of knotted netting of twine, cordage or rope including products of rope or netting	610	390	-	-	41031	107494	66463	14817	5017	-	61446
1399	Manufacture of other textiles n.e.c.	56882	110439	8593	83661	1253684	5992497	4738814	1024165	262082	2914	4479645
13991	Manufacture of labels, badges etc.	363	15	-	-	4065	19472	15407	99	851	378	14934
13992	Manufacture of tulles and other net fabrics, and of lace and embroidery/ ornamental trimmings	53692	108	-	-	1237398	5705289	4467892	1008145	238466	2536	4231962
13999	Others (Manufacture of other textiles)	2827	351	-	-	12221	267736	255515	15921	22766	-	232749
14	Manufacture of wearing apparel	14164	28846	6679	89127	718721	4943069	4224348	237757	257712	22240	3988876
141	Manufacture of wearing apparel, except fur apparel	11922	25545	6169	81556	634118	4587845	3953728	227970	250381	22240	3725586
1410	Manufacture of wearing apparel, except fur apparel	11922	25545	6169	81556	634118	4587845	3953728	227970	250381	22240	3725586
14101	Manufacture of wearing apparel made of leather or composition leather	30	98	56	382	21020	38290	17269	829	3052	-	14217
14102	Manufacture of other outerwear/ work wear	6053	14	8	24	448293	3706877	3258584	164365	209608	22240	3071216
14103	Manufacture of underwear and nightwear	61	13	-	-	344	1543	1198	-	34	-	1164
14104	Manufacture of babies' garments, tracksuits and others etc.	150	70	56	406	22718	167388	144670	31150	27223	-	117447

Major Industry Group		No. of reporting manufacturing units	Total No. of Person engaged	Employment		During the year						
PSIC Code	Description			No.	Cost	Industrial Cost	Value of Production	Census value added	GFCF	Non-industrial cost	Receipt from Non-industrial Activities	Contribution to GDP
1	2	3	4	5	6	7	8	9	10	11	12	13
14105	Manufacture of other clothing accessories such as gloves, belts, shawls, ties, cravats, hairnets etc./ hats and caps	5494	81	-	-	126544	636405	509861	24273	6805	-	503056
14109	Others (Manufacture of wearing apparel, except fur apparel)	134	2	-	-	15198	37343	22145	7353	3658	-	18486
143	Manufacture of knitted and crocheted apparel	2242	3301	510	7571	84603	355223	270621	9787	7331	-	263290
1430	Manufacture of knitted and crocheted apparel	2242	3301	510	7571	84603	355223	270621	9787	7331	-	263290
14301	Manufacture of knitted or crocheted wearing apparel and other made-up articles like pullovers, cardigans, jerseys, waistcoats and similar articles	2143	4	-	-	84048	353144	269096	9787	7331	-	261765
14309	Others (Manufacture of knitting and crocheted apparel)	99	99	-	-	554	2079	1525	-	-	-	1525
15	Manufacture of leather and related products	5479	14097	5348	78435	2477345	6467282	3989938	309943	206885	15	3783068
151	Tanning and dressing of leather; manufacture of luggage, handbags, saddlery and harness; dressing and dyeing of fur	204	276	4	36	30527	62532	32006	2582	6922	10	25094
1511	Tanning and dressing of leather; dressing and dyeing of fur	58	116	-	-	5375	13428	8053	-	424	-	7629
15112	Scraping, shearing, plucking, currying, tanning, bleaching and dyeing of fur skins and hides with the hair on	35	70	-	-	5320	12600	7280	-	420	-	6860
15119	Others (Tanning and dressing of leather, dressing and dyeing of fur)	23	46	-	-	55	828	773	-	4	-	769
1512	Manufacture of luggage, handbags and the like, saddlery and harness	146	160	4	36	25152	49104	23953	2582	6498	10	17465
15121	Manufacture of luggage, handbags and the like, of leather, composition leather or any other material	115	6	2	12	23497	44404	20908	2462	5763	10	15155
15129	Others (Manufacture of luggage, handbags and the saddlery and harness)	31	8	2	24	1655	4700	3045	120	735	-	2310
152	Manufacture of footwear	5275	13821	5344	78399	2446818	6404750	3957932	307360	199963	5	3757974
1520	Manufacture of footwear	5275	13821	5344	78399	2446818	6404750	3957932	307360	199963	5	3757974
15201	Manufacture of footwear for all purposes, of any material, by any process	3452	140	100	800	2172679	5682016	3509336	291202	170812	-	3338525
15202	Manufacture of leather parts of footwear etc.	585	2	-	-	251881	528282	276401	14554	26625	5	249781
15209	Others (Manufacture of footwear)	1238	2400	-	-	22258	194452	172194	1604	2526	-	169668
16	Manufacture of wood and of products of wood and cork, except furniture, manufacture of articles of straw and plaiting materials	16751	38741	11838	122974	8928435	19736615	10808181	1136955	648351	3734	10163564
161	Sawmilling and planning of wood	2917	7785	3725	35942	2488423	5680072	3191648	415849	148440	2434	3045642
1610	Sawmilling and planning of wood	2917	7785	3725	35942	2488423	5680072	3191648	415849	148440	2434	3045642
16101	Sawing, planning and machining of wood/ slicing, peeling or chipping logs	2844	36	-	-	2465585	5617532	3151947	412711	144990	2434	3009390
16103	Manufacture of unassembled wooden flooring/ wood wool, wood flour, chips, particles	48	96	48	1896	18177	47040	28863	2760	2611	-	26252
16109	Others (Manufacture of Sawmilling and planning of wood)	25	13	-	-	4662	15500	10838	378	839	-	9999
162	Manufacture of products of wood, cork, straw and plaiting materials	13834	30956	8113	87032	6440011	14056544	7616532	721106	499911	1300	7117922
1621	Manufacture of veneer sheets and wood-based panels	522	1279	359	3351	296262	629348	333086	40391	19540	72	313618
16211	Manufacture of veneer sheets	62	32	32	256	59162	126028	66866	683	3731	-	63135
16212	Manufacture of plywood, veneer panels and similar laminated wood boards and sheets	49	14	-	-	14797	35380	20583	501	2088	-	18495

Major Industry Group		No. of reporting manufacturing units	Total No. of Person engaged	Employment		During the year						
PSIC Code	Description			No.	Cost	Industrial Cost	Value of Production	Census value added	GFCF	Non-industrial cost	Receipt from Non-industrial Activities	Contribution to GDP
1	2	3	4	5	6	7	8	9	10	11	12	13
16213	Manufacture of particle board and fibreboard/ densified wood etc.	15	30	15	150	309	2540	2231	180	18	72	2285
16219	Others (Manufacture of veneer sheets and wood-based panels)	396	15	-	-	221995	465400	243406	39028	13703	-	229703
1622	Manufacture of builders' carpentry and joinery	4527	11009	3755	40220	2596977	5258771	2661794	476317	255041	208	2406961
16221	Manufacture of wooden goods intended to be used in the construction industry	2793	96	32	390	1647114	3842889	2195775	327205	132323	208	2063660
16222	Manufacture of prefabricated buildings, or elements thereof, predominantly of wood/ mobile homes / wood partitions etc.	1734	3939	1010	7373	949863	1415882	466019	149112	122718	-	343301
1623	Manufacture of wooden containers	922	1953	92	1335	438036	611988	173952	545	12395	-	161558
16231	Manufacture of packing cases, boxes, crates, drums/ cable-drums etc. of wood	796	360	-	-	45742	165376	119634	15	10027	-	109607
16232	Manufacture of pallets, box pallets and other load boards of wood/ manufacture of barrels, vats, tubs and other coopers' products of wood	126	81	27	275	392294	446613	54318	530	2368	-	51950
1629	Manufacture of other products of wood; manufacture of articles of cork, straw and plaiting materials	7863	16715	3907	42125	3108736	7556436	4447700	203854	212936	1020	4235784
16291	Manufacture of various wood products (see detail in description)	3990	50	-	-	2524755	5805101	3280346	197503	157118	1020	3124247
16292	Natural cork processing, manufacture of agglomerated cork / articles of cork etc.	1845	2	-	-	61978	103190	41212	165	2055	-	39156
16299	Others(Manufacture of other products of wood, manufacture of articles of cork, straw and planting materials)	2028	57	-	-	522003	1648146	1126142	6185	53762	-	1072381
17	Manufacture of paper and paper products	483	1552	618	6944	126331	465024	338693	1860	12317	-	326377
170	Manufacture of paper and paper products	483	1552	618	6944	126331	465024	338693	1860	12317	-	326377
1702	Manufacture of corrugated paper and paperboard and of containers of paper and paperboard	483	1552	618	6944	126331	465024	338693	1860	12317	-	326377
17021	Manufacture of corrugated paper and paperboard and their container etc.	59	236	-	-	-	13688	13688	-	-	-	13688
17022	Manufacture of sacks, bags, office box files and similar articles of paper	424	68	34	289	126331	451336	325005	1860	12317	-	312689
18	Printing and reproduction of recorded media	1898	4255	1664	19374	803589	2644989	1841400	371561	130555	-	1710845
181	Printing and service activities related to printing	1898	4255	1664	19374	803589	2644989	1841400	371561	130555	-	1710845
1811	Printing	1385	3364	1432	17829	727787	2344850	1617063	324115	106852	-	1510212
18111	Printing of newspapers, magazines and other periodicals	20	30	10	2100	11620	36000	24380	-	948	-	23432
18112	Printing of books and brochures, music and music manuscripts, maps, atlases, posters, advertising catalogues, prospectuses and other printed advertising,	1050	114	76	657	613825	1961874	1348049	308526	89856	-	1258193
18114	Printing of diaries, calendars, business forms and other commercial printed matter, personal stationery and other printed matter by letterpress, offset, photogravure, flexographic and other printing presses, duplication machines, computer printers, emboss	70	72	36	324	75617	146822	71205	4209	4340	-	66865
18115	Printing directly onto textiles, plastic, glass, metal, wood and ceramics (except silk-screen printing on textiles and wearing apparel)	125	24	-	-	7897	69854	61956	50	2397	-	59559

Major Industry Group		No. of reporting manufacturing units	Total No. of Person engaged	Employment		During the year						
PSIC Code	Description			No.	Cost	Industrial Cost	Value of Production	Census value added	GFCF	Non-industrial cost	Receipt from Non-industrial Activities	Contribution to GDP
1	2	3	4	5	6	7	8	9	10	11	12	13
18119	Other printing n.e.c.	120	14	-	-	18828	130301	111473	11330	9310	-	102163
1812	Service activities related to printing	513	891	232	1545	75802	300139	224337	47445	23704	-	200633
18121	Binding of printed sheets	288	74	37	222	4237	42328	38091	24460	4133	-	33958
18122	Composition, typesetting, phototypesetting, pre-press data input including scanning and optical character recognition, electronic make-up	107	140	28	217	45189	168782	123593	21798	11039	-	112554
18124	Preparation of plates and dies	60	70	10	68	12524	45601	33077	1187	4192	-	28885
18125	Design of printing products e.g. sketches, layouts, dummies etc.	15	15	-	-	1080	5760	4680	-	444	-	4236
18126	Other graphic activities such as die-sinking or die-stamping, Braille copying, embossing, varnishing and laminating, collating and insetting, creasing	19	48	32	384	11140	27588	16448	-	3339	-	13110
18129	Other (Service activities related to printing)	24	24	-	-	1632	10080	8448	-	557	-	7891
20	Manufacture of chemicals and chemical products	82	402	402	5808	130824	1470060	1339236	1110	9432	-	1329804
202	Manufacture of other chemical products	45	180	180	2700	61560	138060	76500	-	8100	-	68400
2023	Manufacture of soap and detergents, cleaning and polishing preparations, perfumes and toilet preparations	45	180	180	2700	61560	138060	76500	-	8100	-	68400
20232	Manufacture of soap	45	180	180	2700	61560	138060	76500	-	8100	-	68400
203	Manufacture of man-made fibres	37	222	222	3108	69264	1332000	1262736	1110	1332	-	1261404
2030	Manufacture of man-made fibres	37	222	222	3108	69264	1332000	1262736	1110	1332	-	1261404
20309	Others (Manufacture of man-made fibres)	37	222	222	3108	69264	1332000	1262736	1110	1332	-	1261404
22	Manufacture of rubber and plastics products	506	1510	1070	12725	280983	723576	442593	41043	36539	992	407046
221	Manufacture of rubber products	166	526	328	2740	14780	47004	32224	17470	3940	992	29276
2211	Manufacture of rubber tyres and tubes; retreading and rebuilding of rubber tyres	62	124	62	310	2232	8928	6696	-	2232	992	5456
22119	Others (Manufacture of rubber tyres and tubes, retreading and rebuilding of rubber tyres)	62	124	62	310	2232	8928	6696	-	2232	992	5456
2219	Manufacture of other rubber products	104	402	266	2430	12548	38076	25528	17470	1708	-	23820
22191	Manufacture of other products of natural or synthetic rubber (see description for detail)	67	256	192	1690	7220	11880	4660	17285	820	-	3840
22192	Manufacture of rubber brushes, pipe stems, combs, hair pins etc.	37	111	74	740	5328	26196	20868	185	888	-	19980
222	Manufacture of plastics products	340	984	742	9986	266203	676572	410369	23573	32599	-	377770
2220	Manufacture of plastics products	340	984	742	9986	266203	676572	410369	23573	32599	-	377770
22201	Manufacture of semi-manufactures and finished plastic products/ plastic articles for the packing of goods	58	161	115	805	65660	247232	181572	22050	6563	-	175009
22203	Manufacture of plastic tableware, kitchenware and toilet articles	15	75	60	600	12000	51480	39480	225	1140	-	38340
22209	Manufacture of other diverse plastic products	267	100	100	980	188543	377860	189317	1298	24896	-	164421
23	Manufacture of other non-metallic mineral products	3946	12409	6148	75444	4357078	11939182	7582103	985490	310280	-	7271824
231	Manufacture of glass and glass products	24	48	-	-	7821	11750	3929	1080	1109	-	2820

Major Industry Group		No. of reporting manufacturing units	Total No. of Person engaged	Employment		During the year						
PSIC Code	Description			No.	Cost	Industrial Cost	Value of Production	Census value added	GFCF	Non-industrial cost	Receipt from Non-industrial Activities	Contribution to GDP
1	2	3	4	5	6	7	8	9	10	11	12	13
2310	Manufacture of glass and glass products	24	48	-	-	7821	11750	3929	1080	1109	-	2820
23109	Others (Manufacture of glass and glass products)	24	48	-	-	7821	11750	3929	1080	1109	-	2820
239	Manufacture of non-metallic mineral products n.e.c.	3922	12361	6148	75444	4349257	11927431	7578174	984410	309171	-	7269003
2392	Manufacture of clay building materials	1319	3346	1362	12045	1544920	3988531	2443611	216430	86995	-	2356616
23921	Manufacture of non-refractory ceramic hearth or wall tiles, mosaic cubes etc.	295	20	-	-	7359	53860	46501	1578	140	-	46361
23922	Manufacture of structural non-refractory clay building materials, like ceramic bricks, roofing tiles, pipes, conduits etc./ flooring blocks in baked clay	1024	91	78	676	1537561	3934671	2397110	214852	86855	-	2310255
2393	Manufacture of other porcelain and ceramic products	290	1254	216	2000	50129	227351	177222	6471	7396	-	169827
23931	Manufacture of ceramic tableware and other domestic or toilet articles etc.	193	38	-	-	44825	194440	149615	5479	6487	-	143128
23939	Manufacture of other porcelain and ceramic products n.e.c.	97	81	-	-	5304	32911	27608	992	909	-	26699
2395	Manufacture of articles of concrete, cement and plaster	1739	4565	2116	36011	1526999	3287321	1760321	393635	116529	-	1643792
23951	Manufacture of precast concrete, cement or artificial stone articles and plaster articles for use in construction	865	30	20	140	879305	1691443	812137	238104	66364	-	745774
23952	Manufacture of prefabricated structural components for buildings or civil engineering of cement, concrete or artificial stone	197	75	50	4125	179347	269912	90565	1231	6703	-	83862
23953	Manufacture of articles of asbestos-cement or cellulose fibre-cement or the like (sheets, panels, tiles,, pipes, troughs, basins, sinks, furniture, frames etc.)	339	42	14	126	225365	656681	431316	143175	22784	-	408532
23959	Manufacture of other articles of concrete, plaster, cement or artificial stone	338	195	120	1260	242982	669284	426303	11126	20678	-	405624
2396	Cutting, shaping and finishing of stone	519	3048	2383	25031	1216275	4383588	3167313	366719	96957	-	3070356
23961	Cutting, shaping and finishing of stone for use in construction, in cemeteries, on roads, as roofing etc.	519	280	175	1750	1216275	4383588	3167313	366719	96957	-	3070356
2399	Manufacture of other non-metallic mineral products n.e.c.	55	148	71	358	10934	40640	29706	1155	1294	-	28412
23991	Manufacture of millstones, sharpening or polishing stones and natural or artificial abrasive products, including abrasive products on a soft base	14	28	14	168	2444	12600	10156	644	504	-	9652
23992	Manufacture of friction material and unmounted articles thereof with a base of mineral substances or of cellulose	41	76	57	190	8490	28040	19550	511	790	-	18761
24	Manufacture of basic metals	1381	3206	1292	8866	568442	1325237	756794	153119	76515	-	680280
243	Casting of metals	1381	3206	1292	8866	568442	1325237	756794	153119	76515	-	680280
2431	Casting of iron and steel	1358	3160	1269	8636	533671	1244369	710698	152130	73755	-	636943
24311	Casting of semi-finished iron products/ casting of iron castings	20	60	40	260	4080	32000	27920	800	480	-	27440
24319	Others (Casting of iron and steel)	1338	156	156	780	529591	1212369	682778	151330	73275	-	609503
2432	Casting of non-ferrous metals	23	46	23	230	34771	80868	46097	989	2760	-	43337
24321	Casting of semi-finished products of aluminium, magnesium, titanium, zinc etc.	23	46	23	230	34771	80868	46097	989	2760	-	43337

Major Industry Group		No. of reporting manufacturing units	Total No. of Person engaged	Employment		During the year						
PSIC Code	Description			No.	Cost	Industrial Cost	Value of Production	Census value added	GFCF	Non-industrial cost	Receipt from Non-industrial Activities	Contribution to GDP
1	2	3	4	5	6	7	8	9	10	11	12	13
25	Manufacture of fabricated metal products, except machinery and equipment	19384	50379	24406	189409	12681669	28482267	15800598	2224812	1132703	6283	14674178
251	Manufacture of structural metal products, tanks, reservoirs and steam generators	12608	35247	19138	137859	9685327	21179323	11493996	1797281	857786	3203	10639413
2511	Manufacture of structural metal products	12566	35079	19054	137334	9679725	21157483	11477758	1797281	853712	3203	10627250
25112	Manufacture of prefabricated buildings mainly of metal, metal doors, windows and their frames, shutters and gates, room partitions etc.	12566	40	40	160	9679725	21157483	11477758	1797281	853712	3203	10627250
2512	Manufacture of tanks, reservoirs and containers of metal	42	168	84	525	5603	21840	16237	-	4074	-	12163
25121	Manufacture of reservoirs, tanks and similar containers of metal, of types normally installed as fixtures for storage or manufacturing use	42	168	84	525	5603	21840	16237	-	4074	-	12163
252	Manufacture of weapons and ammunition	34	136	68	612	6256	16810	10554	-	158	-	10396
2520	Manufacture of weapons and ammunition	34	136	68	612	6256	16810	10554	-	158	-	10396
25202	Manufacture of small arms (revolvers, shotguns, light machine guns)	34	136	68	612	6256	16810	10554	-	158	-	10396
259	Manufacture of other fabricated metal products; metalworking service activities	6742	14996	5200	50938	2990085	7286134	4296049	427532	274760	3080	4024369
2592	Treatment and coating of metals; machining	130	509	318	3753	21976	182448	160472	1813	29444	-	131028
25923	Boring, turning, milling, eroding, planning, lapping, broaching, levelling, sawing, grinding, sharpening, polishing, welding, splicing etc. of metalwork pieces	130	33	11	66	21976	182448	160472	1813	29444	-	131028
2593	Manufacture of cutlery, hand tools and general hardware	2549	5114	1499	15089	1249612	2522654	1273042	178754	100704	-	1172338
25931	Manufacture of cutlery	302	425	375	4625	86893	234288	147395	-	5818	-	141577
25932	Manufacture of knives and cutting blades, hand tools, non-power-driven agricultural hand tools, saws and saw blades for machines or for mechanical appliances	1677	26	-	-	452722	1111312	658590	22094	58637	-	599954
25933	Manufacture of padlocks, locks, keys, hinges and the like, hardware for buildings, furniture, vehicles etc.	246	24	-	-	581834	794106	212272	16809	21786	-	190486
25934	Manufacture of other tools of such nature n.e.c.	324	154	42	47	128164	382948	254785	139851	14464	-	240321
2599	Manufacture of other fabricated metal products n.e.c.	4063	9373	3383	32096	1718497	4581032	2862535	246964	144612	3080	2721003
25991	Manufacture of cans, drums, buckets, boxes, tins and cans for food products, metal cable, plaited bands and similar articles,	3210	15	-	-	1213894	2796777	1582883	55574	110825	3080	1475138
25992	Manufacture of uninsulated metal cable or insulated cable not capable of being used as a conductor of electricity, articles made of wire etc.	14	14	-	-	112	1904	1792	17	-	-	1792
25993	Manufacture of screw machine products, nails and pins, bolts, screws, nuts, springs, chains etc.	111	28	-	-	18913	56493	37580	107939	2515	-	35065
25994	Manufacture of metal household articles	703	152	114	479	465989	1694603	1228614	82216	28966	-	1199648
25996	Manufacture of safes, strongboxes, armoured doors etc.	17	68	51	782	18544	28560	10016	867	1938	-	8078
25999	Manufacture of other fabricated metal products n.e.c.	8	16	8	125	1045	2694	1649	352	368	-	1281
27	Manufacture of electrical equipment	254	778	370	2251	98928	297024	198096	3333	13754	-	184342

Major Industry Group		No. of reporting manufacturing units	Total No. of Person engaged	Employment		During the year						
PSIC Code	Description			No.	Cost	Industrial Cost	Value of Production	Census value added	GFCF	Non-industrial cost	Receipt from Non-industrial Activities	Contribution to GDP
1	2	3	4	5	6	7	8	9	10	11	12	13
271	Manufacture of electric motors, generators, transformers and electricity distribution and control apparatus	82	212	92	644	13990	88222	74232	389	6452	-	67780
2710	Manufacture of electric motors, generators, transformers and electricity distribution and control apparatus	82	212	92	644	13990	88222	74232	389	6452	-	67780
27103	Manufacture of power circuit breakers / surge suppressors / control panels for electric power distribution / electrical relays etc.	46	161	92	644	9430	75238	65808	299	4628	-	61180
27104	Manufacture of duct for electrical switchboard apparatus / electric fuses / power switching equipment / electric power switches	36	30	-	-	4560	12984	8424	90	1824	-	6600
274	Manufacture of electric lighting equipment	32	96	64	288	6816	21952	15136	1056	2432	-	12704
2740	Manufacture of electric lighting equipment	32	96	64	288	6816	21952	15136	1056	2432	-	12704
27401	Manufacture of lamps, fixtures and bulbs, ceiling lighting fixtures, chandeliers, table lamps, flashlights, electric insect lamps, lanterns, spotlights etc.	32	96	64	288	6816	21952	15136	1056	2432	-	12704
275	Manufacture of domestic appliances	24	24	-	-	2885	6067	3182	480	864	-	2318
2750	Manufacture of domestic appliances	24	24	-	-	2885	6067	3182	480	864	-	2318
27501	Manufacture of domestic electric appliances (see description for detail)	24	24	-	-	2885	6067	3182	480	864	-	2318
279	Manufacture of other electrical equipment	116	446	214	1319	75237	180783	105546	1408	4006	-	101540
2790	Manufacture of other electrical equipment	116	446	214	1319	75237	180783	105546	1408	4006	-	101540
27901	Manufacture of battery chargers, door opening and closing devices, electrical, bells, tanning beds	54	184	46	368	57824	94448	36624	-	210	-	36414
27902	Manufacture of uninterruptible power supplies (UPS), power supplies	62	48	-	-	17413	86335	68922	1408	3797	-	65126
28	Manufacture of machinery and equipment n.e.c.	860	2352	765	4792	406850	1144131	737282	145783	51003	480	686759
281	Manufacture of general-purpose machinery	158	364	18	216	31149	107832	76683	105804	4264	-	72419
2811	Manufacture of engines and turbines, except aircraft, vehicle and cycle engines	45	108	18	216	9355	24108	14753	4860	2160	-	12593
28112	Manufacture of turbines and parts thereof, boiler-turbine sets, turbine-generator sets etc.	45	54	18	216	9355	24108	14753	4860	2160	-	12593
2813	Manufacture of other pumps, compressors, taps and valves	83	166	-	-	18134	68484	50350	51144	1804	-	48546
28134	Manufacture of industrial taps and valves, including regulating valves and intake taps, sanitary taps and valves, heating taps and valves, hand pumps etc.	83	80	-	-	18134	68484	50350	51144	1804	-	48546
2815	Manufacture of ovens, furnaces and furnace burners	30	90	-	-	3660	15240	11580	49800	300	-	11280
28151	Manufacture of electrical and other furnaces, ovens, incinerators, burners etc.	30	90	-	-	3660	15240	11580	49800	300	-	11280
282	Manufacture of special-purpose machinery	702	1988	747	4576	375701	1036300	660598	39979	46739	480	614340
2821	Manufacture of agricultural and forestry machinery	551	1825	735	4444	368006	1003199	635193	14380	41780	480	593893
28214	Manufacture of agricultural machinery for soil preparation, planting or fertilizing	504	4	2	60	350833	950422	599589	14380	27937	480	572132

Major Industry Group		No. of reporting manufacturing units	Total No. of Person engaged	Employment		During the year						
PSIC Code	Description			No.	Cost	Industrial Cost	Value of Production	Census value added	GFCF	Non-industrial cost	Receipt from Non-industrial Activities	Contribution to GDP
1	2	3	4	5	6	7	8	9	10	11	12	13
28215	Manufacture of harvesting or threshing machinery	43	172	86	258	12771	39336	26565	-	13502	-	13063
28219	Manufacture of diverse agricultural machinery n.e.c.	4	8	-	-	4402	13440	9038	-	341	-	8698
2822	Manufacture of metal-forming machinery and machine tools	90	90	-	-	3236	14820	11584	22113	2920	-	8664
28227	Manufacture of parts and accessories for the machine tools listed above	90	28	-	-	3236	14820	11584	22113	2920	-	8664
2825	Manufacture of machinery for food, beverage and tobacco processing	61	73	12	132	4459	18281	13822	3486	2039	-	11783
28257	Manufacture of machinery for the preparation of tobacco and for the making of cigarettes or cigars, or for pipe or chewing tobacco or snuff	61	58	-	-	4459	18281	13822	3486	2039	-	11783
29	Manufacture of motor vehicles, trailers and semi-trailers	1637	3883	1487	10711	754195	1931978	1177784	74780	91020	516	1087279
292	Manufacture of bodies (coachwork) for motor vehicles; manufacture of trailers and semi-trailers	590	1598	485	4148	425218	831846	406627	49229	40369	-	366258
2920	Manufacture of bodies (coachwork) for motor vehicles; manufacture of trailers and semi-trailers	590	1598	485	4148	425218	831846	406627	49229	40369	-	366258
29201	Manufacture of bodies, including cabs for motor vehicles and outfitting of all types	379	70	42	238	246692	472748	226055	3324	21749	-	204306
29202	Manufacture of trailers and semi-trailers	34	136	68	578	12240	40120	27880	680	3890	-	23990
29203	Manufacture of containers for carriage by one or more modes of transport	177	216	108	1148	166286	318978	152692	45225	14730	-	137962
293	Manufacture of parts and accessories for motor vehicles	1047	2285	1002	6564	328976	1100133	771156	25551	50651	516	721021
2930	Manufacture of parts and accessories for motor vehicles	1047	2285	1002	6564	328976	1100133	771156	25551	50651	516	721021
29301	Manufacture of diverse parts and accessories for motor vehicles	86	70	42	350	32392	104308	71916	2316	3308	-	68608
29302	Manufacture of parts & accessories of bodies for motor vehicles, car seats etc.	903	336	168	1215	265012	926905	661893	21789	46396	516	616013
29303	Manufacture of motor vehicle electrical equipment	58	112	84	1260	31572	68920	37348	1446	948	-	36400
30	Manufacture of other transport equipment	719	1678	536	4876	394149	717091	322942	9887	35528	1296	288710
309	Manufacture of transport equipment n.e.c.	719	1678	536	4876	394149	717091	322942	9887	35528	1296	288710
3091	Manufacture of motorcycles	242	530	150	2637	22456	115872	93415	7722	8366	-	85050
30912	Manufacture of parts and accessories for motorcycles	242	345	69	207	22456	115872	93415	7722	8366	-	85050
3099	Manufacture of other transport equipment n.e.c.	477	1148	386	2239	371693	601219	229526	2165	27162	1296	203660
30991	Manufacture of hand-propelled vehicles: luggage trucks, handcarts, sledges, shopping carts etc.	20	6	3	34	7777	23931	16154	230	1653	-	14501
30992	Manufacture of vehicles drawn by animals: sulkies, donkey-carts, hearses etc.	457	26	13	117	363916	577288	213372	1935	25509	1296	189160
31	Manufacture of furniture	13809	38382	19491	235697	10396285	28553153	18156869	1458351	908426	3232	17251675
310	Manufacture of furniture	13809	38382	19491	235697	10396285	28553153	18156869	1458351	908426	3232	17251675
3100	Manufacture of furniture	13809	38382	19491	235697	10396285	28553153	18156869	1458351	908426	3232	17251675
31001	Manufacture of chairs and seats, sofas, sofa beds and sofa sets	11327	2	-	-	9482877	25985026	16502149	1024210	760171	2085	15744063
31002	Manufacture of special furniture for shops: counters, display cases, shelves etc., for churches, schools, restaurants	358	9	6	78	115533	474966	359433	6085	12737	488	347184

Major Industry Group		No. of reporting manufacturing units	Total No. of Person engaged	Employment		During the year						
PSIC Code	Description			No.	Cost	Industrial Cost	Value of Production	Census value added	GFCF	Non-industrial cost	Receipt from Non-industrial Activities	Contribution to GDP
1	2	3	4	5	6	7	8	9	10	11	12	13
31003	Manufacture of office furniture	32	24	14	134	15164	22904	7740	478	1407	-	6333
31004	Manufacture of kitchen furniture, furniture for bedrooms etc., cabinets	1465	12	9	82	549217	1458361	909144	417463	113475	659	796328
31005	Manufacture of laboratory benches, stools and other laboratory seating, laboratory furniture (e.g. cabinets and tables)	243	39	39	195	102454	203920	101466	8448	4693	-	96773
31009	Manufacture of other furniture n.e.c.	384	26	13	78	131041	407977	276936	1667	15942	-	260994
32	Other manufacturing	17993	36416	8525	68097	42685470	77559831	34874361	4124950	1168643	12532	33718250
321	Manufacture of jewellery, bijouterie and related articles	17075	33925	7573	60139	42575506	77180616	34605111	3913888	1151926	12532	33465717
3211	Manufacture of jewellery and related articles	17039	33889	7573	60139	42574808	77168693	34593885	3913826	1151046	12532	33455371
32111	Production of worked pearls	62	62	-	-	1662	14384	12722	248	1042	-	11681
32112	Production of precious and semi-precious stones / diamonds in the worked state	3	3	-	-	234	900	666	-	140	-	526
32113	Manufacture of jewellery, goldsmiths' articles	16974	186	-	-	42572912	77153409	34580497	3913578	1149864	12532	33443165
3212	Manufacture of imitation jewellery and related articles	36	36	-	-	698	11923	11226	62	880	-	10346
32121	Manufacture of costume or imitation jewellery	36	16	-	-	698	11923	11226	62	880	-	10346
322	Manufacture of musical instruments	27	81	54	270	6156	13716	7560	-	259	-	7301
3220	Manufacture of musical instruments	27	81	54	270	6156	13716	7560	-	259	-	7301
32202	Manufacture of musical instruments, the sound of which is produced electronically, musical boxes, fairground organs, calliopes etc., instrument parts and accessories	27	81	54	270	6156	13716	7560	-	259	-	7301
323	Manufacture of sports goods	106	211	-	-	297	9492	9195	-	1323	-	7872
3230	Manufacture of sports goods	106	211	-	-	297	9492	9195	-	1323	-	7872
32301	Manufacture of foot balls	106	175	-	-	297	9492	9195	-	1323	-	7872
324	Manufacture of games and toys	18	54	36	432	3825	12667	8842	511	464	-	8377
3240	Manufacture of games and toys	18	54	36	432	3825	12667	8842	511	464	-	8377
32409	Manufacture of other games and toys n.e.c.	18	54	36	432	3825	12667	8842	511	464	-	8377
325	Manufacture of medical and dental instruments and supplies	478	1462	827	6714	64351	272563	208212	170351	10386	-	197826
3250	Manufacture of medical and dental instruments and supplies	478	1462	827	6714	64351	272563	208212	170351	10386	-	197826
32501	Manufacture of surgical drapes and sterile string and tissue	24	76	54	448	2473	12731	10257	-	1190	-	9068
32505	Manufacture of medical, surgical, dental or veterinary furniture	240	1024	672	5392	29326	150240	120914	1136	4389	-	116524
32506	Manufacture of dental instruments (including dentists' chairs incorporating dental equipment), orthopaedic and prosthetic devices	140	102	-	-	5021	34184	29163	2736	1797	-	27366
32508	Manufacture of ophthalmic goods, eyeglasses, sunglasses, lenses ground to prescription, contact lenses, safety goggles	56	76	-	-	16357	57962	41605	162906	2257	-	39348
32509	Manufacture of other medical and dental instruments and supplies n.e.c.	18	36	18	225	11173	17446	6273	3573	752	-	5520
329	Other manufacturing n.e.c.	289	683	35	542	35336	70777	35442	40200	4284	-	31158
3290	Other manufacturing n.e.c.	281	667	27	466	31476	63097	31621	40040	4063	-	27558
32901	Manufacture of protective safety equipment	49	80	-	-	7720	25206	17486	39863	821	-	16665

Major Industry Group		No. of reporting manufacturing units	Total No. of Person engaged	Employment		During the year						
PSIC Code	Description			No.	Cost	Industrial Cost	Value of Production	Census value added	GFCF	Non-industrial cost	Receipt from Non-industrial Activities	Contribution to GDP
1	2	3	4	5	6	7	8	9	10	11	12	13
32902	Manufacture of brooms and brushes, including brushes constituting parts of machines, shoe and clothes brushes,	232	551	-	-	23757	37891	14135	177	3242	-	10892
3299		8	16	8	76	3859	7680	3821	160	221	-	3600
32992		8	16	8	76	3859	7680	3821	160	221	-	3600
33	Repair and installation of machinery and equipment	2424	4444	1320	9511	234966	1280489	1045523	9118	152924	18420	911019
331	Repair of fabricated metal products, machinery and equipment	2407	4410	1320	9511	234354	1275542	1041188	8795	152053	18420	907555
3311	Repair of fabricated metal products	54	126	54	288	6163	17827	11664	-	3730	-	7934
33119	Repair of other fabricated metal products n.e.c.	54	126	54	288	6163	17827	11664	-	3730	-	7934
3312	Repair of machinery	1095	1711	368	1688	58699	438300	379601	3609	94390	156	285368
33127	Repair and maintenance of miscellaneous machinery	939	13	-	-	53157	377756	324599	3200	82096	156	242660
33129	Repair of other machinery n.e.c.	156	45	-	-	5542	60544	55002	409	12294	-	42708
3313	Repair of electronic and optical equipment	30	30	-	-	360	4800	4440	90	780	-	3660
33131	Repair and maintenance of the measuring, testing, navigating and control equipment of group 265	30	30	-	-	360	4800	4440	90	780	-	3660
3314	Repair of electrical equipment	803	1464	403	3169	93425	422808	329383	3667	39314	-	290069
33141	Repair and maintenance of power, distribution, and specialty transformers	179	54	-	-	40604	129322	88718	2938	15529	-	73189
33142	Repair and maintenance of electric motors, generators etc	554	136	68	646	48337	271678	223341	504	21341	-	202000
33144	Repair and maintenance of current-carrying wiring devices and non current-carrying wiring devices for wiring electrical circuits etc.	70	30	-	-	4484	21808	17324	225	2444	-	14880
3315	Repair of transport equipment, except motor vehicles	389	1043	495	4366	75246	386982	311736	1329	13321	18264	316679
33151	Repair and routine maintenance of ships	2	2	-	-	96	336	240	-	40	-	200
33153	Repair and maintenance of locomotives and railroad cars (except factory rebuilding or factory conversion)	360	510	180	1248	74966	376854	301888	671	12293	18264	307859
33155	Repair of animal drawn buggies and wagons	27	63	27	162	184	9792	9608	658	989	-	8620
3319	Repair of other equipment	36	36	-	-	461	4824	4363	101	518	-	3845
33199	Repair of other equipment n.e.c.	36	36	-	-	461	4824	4363	101	518	-	3845
332	Installation of industrial machinery and equipment	17	34	-	-	612	4947	4335	323	870	-	3465
3320	Installation of industrial machinery and equipment	17	34	-	-	612	4947	4335	323	870	-	3465
33202	Installation of other industrial equipment like communications equipment, mainframe and similar computers, irradiation and electro-medical equipment etc	17	34	-	-	612	4947	4335	323	870	-	3465

Table No. 2 Number of Persons Engaged by Type of Employment, Sex and Industry Major Group (All Units) 2015

Value in "000" Rs.

Indsutry Major Groups		No. of reporting manufactruing units	Total			Regular Employees			Contract/Casual Employees			Contributing Family Workers			Own Account Worker			Others		
PSIC Code	Description		Total	Male	Female	Total	Male	Female	Total	Male	Female	Total	Male	Female	Total	Male	Female	Total	Male	Female
1	2	3	4	5	6	7	8	9	10	11	12	13	14	15	16	17	18	19	20	21
ALL AREAS		1242124	2695130	1566757	1128373	257996	255286	2710	290892	286581	4311	901364	333229	568135	1213035	662834	550201	31843	28827	3016
10	Manufacture of food products	154602	327109	316740	10369	58141	57699	442	41639	41344	295	75872	70315	5557	149865	145790	4075	1592	1592	-
101	Processing and preserving of meat	1322	4148	4148	-	2670	2670	-	140	140	-	43	43	-	1295	1295	-	-	-	-
1010	Processing and preserving of meat	1322	4148	4148	-	2670	2670	-	140	140	-	43	43	-	1295	1295	-	-	-	-
10103	Production of dried, salted or smoked meat	1131	3654	3654	-	2411	2411	-	123	123	-	16	16	-	1104	1104	-	-	-	-
10104	Production of meat products	95	206	206	-	67	67	-	17	17	-	27	27	-	95	95	-	-	-	-
10107	Processing of animal offal	71	213	213	-	142	142	-	-	-	-	-	-	-	71	71	-	-	-	-
10109	Others (Processing and Preserving of meat)	25	75	75	-	50	50	-	-	-	-	-	-	-	25	25	-	-	-	-
103	Processing and preserving of fruit and vegetables	1300	4217	3426	791	227	227	-	1163	1163	-	1527	1096	431	1300	940	360	-	-	-
1030	Processing and preserving of fruit and vegetables	1300	4217	3426	791	227	227	-	1163	1163	-	1527	1096	431	1300	940	360	-	-	-
10301	Manufacture of food consisting chiefly of fruit or vegetables/ manufacture of perishable prepared foods of fruit and vegetables, such as: Salads, peeled or cut vegetables, tofu (bean curd)	152	421	421	-	70	70	-	105	105	-	94	94	-	152	152	-	-	-	-
10302	Preserving of fruit, nuts or vegetables	443	1110	354	756	141	141	-	-	-	-	526	130	396	443	83	360	-	-	-
10303	Manufacture of fruit or vegetable food products	104	166	131	35	16	16	-	11	11	-	35	-	35	104	104	-	-	-	-
10304	Manufacture of fruit or vegetable juices/ concentrates	146	285	285	-	-	-	-	132	132	-	7	7	-	146	146	-	-	-	-
10307	Roasting of nuts/ manufacture of nut foods and pastes	55	85	85	-	-	-	-	15	15	-	15	15	-	55	55	-	-	-	-
10309	Others (Processing and Preserving of fruit and vegetables)	400	2150	2150	-	-	-	-	900	900	-	850	850	-	400	400	-	-	-	-
104	Manufacture of vegetable and animal oils and fats	2671	5950	5913	37	945	945	-	700	700	-	1508	1508	-	2615	2578	37	182	182	-
1040	Manufacture of vegetable and animal oils and fats	2671	5950	5913	37	945	945	-	700	700	-	1508	1508	-	2615	2578	37	182	182	-
10401	Manufacture of crude / refined vegetable oils and their processing	821	1890	1890	-	438	438	-	72	72	-	377	377	-	821	821	-	182	182	-
10402	Manufacture of non-defatted flour or meal of oilseeds, oil nuts or oil kernels	528	895	895	-	146	146	-	-	-	-	221	221	-	528	528	-	-	-	-
10404	Manufacture of non-edible animal oils and fats/ extraction of fish and marine mammal oils	30	60	60	-	15	15	-	15	15	-	-	-	-	30	30	-	-	-	-
10405	Production of cotton linters	62	134	134	-	-	-	-	-	-	-	72	72	-	62	62	-	-	-	-
10406	Production of oilcakes and other residual products of oil production	918	1998	1961	37	186	186	-	296	296	-	598	598	-	918	881	37	-	-	-

Indsutry Major Groups		No. of reporting manufactruing units	Total			Regular Employees			Contract/Casual Employees			Contributing Family Workers			Own Account Worker			Others		
PSIC Code	Description		Total	Male	Female	Total	Male	Female	Total	Male	Female	Total	Male	Female	Total	Male	Female	Total	Male	Female
1	2	3	4	5	6	7	8	9	10	11	12	13	14	15	16	17	18	19	20	21
10409	Others (Manufacture of vegetable and animal oils and fats)	312	973	973	-	160	160	-	317	317	-	240	240	-	256	256	-	-	-	-
105	Manufacture of dairy products	10705	26998	24654	2344	5464	5404	60	3917	3917	-	6643	5164	1479	10927	10122	805	47	47	-
1050	Manufacture of dairy products	10705	26998	24654	2344	5464	5404	60	3917	3917	-	6643	5164	1479	10927	10122	805	47	47	-
10501	Manufacture of fresh liquid milk, pasteurized, sterilized, homogenized and/or ultra heat treated/ manufacture of milk-based drinks	380	1273	948	325	54	54	-	65	65	-	774	449	325	380	380	-	-	-	-
10502	Manufacture of cream from fresh liquid milk	624	1479	1371	108	293	293	-	86	86	-	512	440	72	588	552	36	-	-	-
10503	Manufacture of dried or concentrated milk	105	420	420	-	-	-	-	280	280	-	35	35	-	105	105	-	-	-	-
10504	Manufacture of butter/ cheese etc.	1966	4445	3449	996	741	681	60	104	104	-	1118	767	351	2482	1897	585	-	-	-
10505	Manufacture of yoghurt	4896	9087	8890	197	424	424	-	1512	1512	-	2220	2047	173	4911	4887	24	20	20	-
10506	Manufacture of ice cream and other edible ice/ Manufacture of milk or cream in solid form	1648	6477	6187	290	2647	2647	-	1468	1468	-	995	779	216	1340	1266	74	27	27	-
10509	Others (Manufacture of dairy products)	1086	3817	3389	428	1305	1305	-	402	402	-	989	647	342	1121	1035	86	-	-	-
106	Manufacture of grain mill products, starches and starch products	105052	169322	164257	5065	15303	15231	72	9502	9354	148	42446	40198	2248	101441	98844	2597	630	630	-
1061	Manufacture of grain mill products	104745	168747	163682	5065	15236	15164	72	9462	9314	148	42273	40025	2248	101146	98549	2597	630	630	-
10611	Grain milling	96513	148673	144284	4389	11016	10944	72	5813	5700	113	37923	36186	1737	93326	90859	2467	595	595	-
10612	Rice milling	501	1594	1594	-	27	27	-	701	701	-	365	365	-	501	501	-	-	-	-
10613	Vegetable milling	123	209	209	-	5	5	-	56	56	-	25	25	-	123	123	-	-	-	-
10614	Manufacture of cereal breakfast foods	109	295	214	81	-	-	-	105	105	-	54	-	54	136	109	27	-	-	-
10615	Manufacture of flour mixes and prepared blended flour and dough for bread, cakes, biscuits or pancakes	6183	14639	14447	192	3707	3707	-	2100	2065	35	3039	2882	157	5758	5758	-	35	35	-
10619	Others (Manufacture of grain mill products).	1316	3337	2934	403	481	481	-	687	687	-	867	567	300	1302	1199	103	-	-	-
1062	Manufacture of starches and starch products	307	575	575	-	67	67	-	40	40	-	173	173	-	295	295	-	-	-	-
10621	Manufacture of starches from rice, potatoes, maize etc.	150	410	410	-	59	59	-	40	40	-	173	173	-	138	138	-	-	-	-
10625	Manufacture of corn oil	157	165	165	-	8	8	-	-	-	-	-	-	-	157	157	-	-	-	-
107	Manufacture of other food products	33552	116474	114342	2132	33532	33222	310	26217	26070	147	23705	22306	1399	32287	32011	276	733	733	-
1071	Manufacture of bakery products	25579	86614	85019	1595	26993	26732	261	17919	17772	147	16319	15366	953	24650	24416	234	733	733	-
10711	Manufacture of bread and rolls	3792	12025	11943	82	3381	3381	-	3071	3050	21	1986	1925	61	3587	3587	-	-	-	-
10712	Manufacture of fresh/ preserved pastry, cakes, pies, tarts etc.	2536	10392	9969	423	4093	4093	-	1512	1414	98	2094	1792	302	2448	2425	23	245	245	-
10713	Manufacture of rusks, biscuits and other "dry" bakery products/ snack products	5721	23316	22823	493	8022	7986	36	5363	5335	28	4297	3924	373	5419	5363	56	215	215	-

Indsutry Major Groups		No. of reporting manufactruing units	Total			Regular Employees			Contract/Casual Employees			Contributing Family Workers			Own Account Worker			Others		
PSIC Code	Description		Total	Male	Female	Total	Male	Female	Total	Male	Female	Total	Male	Female	Total	Male	Female	Total	Male	Female
1	2	3	4	5	6	7	8	9	10	11	12	13	14	15	16	17	18	19	20	21
10719	Others (Manufacture of bakery products)	13530	40881	40284	597	11497	11272	225	7973	7973	-	7942	7725	217	13196	13041	155	273	273	-
1072	Manufacture of sugar	3055	15092	15043	49	2887	2838	49	4990	4990	-	4311	4311	-	2904	2904	-	-	-	-
10721	Manufacture or refining of sugar and sugar substitutes from the juice of cane, beet, maple and palm etc.	3007	14960	14911	49	2875	2826	49	4990	4990	-	4239	4239	-	2856	2856	-	-	-	-
10722	Manufacture of sugar syrups	48	132	132	-	12	12	-	-	-	-	72	72	-	48	48	-	-	-	-
1073	Manufacture of cocoa, chocolate and sugar confectionery	426	1709	1526	183	124	124	-	767	767	-	392	209	183	426	426	-	-	-	-
10731	Manufacture of cocoa, cocoa butter, cocoa fat, cocoa oil	72	252	252	-	-	-	-	180	180	-	-	-	-	72	72	-	-	-	-
10732	Manufacture of chocolate & chocolate confectionery, sugar confectionery etc.	228	1103	920	183	97	97	-	420	420	-	358	175	183	228	228	-	-	-	-
10734	Preserving in sugar of fruit, nuts, fruit peels and other parts of plants	126	354	354	-	27	27	-	167	167	-	34	34	-	126	126	-	-	-	-
1074	Manufacture of macaroni, noodles, couscous and similar farinaceous products	34	68	68	-	-	-	-	-	-	-	34	34	-	34	34	-	-	-	-
10741	Manufacture of pastas such as macaroni and noodles etc.	34	68	68	-	-	-	-	-	-	-	34	34	-	34	34	-	-	-	-
1075	Manufacture of prepared meals and dishes	2565	8241	8241	-	3202	3202	-	1321	1321	-	1278	1278	-	2440	2440	-	-	-	-
10751	Manufacture of meat or poultry dishes	1193	4276	4276	-	1745	1745	-	911	911	-	499	499	-	1121	1121	-	-	-	-
10752	Manufacture of fish dishes, including fish and chips	197	536	536	-	174	174	-	97	97	-	68	68	-	197	197	-	-	-	-
10753	Manufacture of prepared dishes of vegetables	112	520	520	-	232	232	-	184	184	-	8	8	-	96	96	-	-	-	-
10759	Others (Manufacture of prepared meals and dishes)	1063	2909	2909	-	1051	1051	-	129	129	-	703	703	-	1026	1026	-	-	-	-
1079	Manufacture of other food products n.e.c.	1893	4750	4445	305	326	326	-	1220	1220	-	1371	1108	263	1833	1791	42	-	-	-
10792	Blending of tea and mate/ manufacture of extracts and preparations based on tea or maté	42	112	112	-	-	-	-	70	70	-	-	-	-	42	42	-	-	-	-
10795	Manufacture of perishable prepared foods, such as sandwiches, fresh pizza	449	1215	1215	-	194	194	-	351	351	-	221	221	-	449	449	-	-	-	-
10796	Manufacture of spices, sauces and condiments	192	376	376	-	69	69	-	36	36	-	79	79	-	192	192	-	-	-	-
10797	Manufacture of herb infusions (mint, vervain, chamomile etc.)/ manufacture of extracts and juices of meat, fish, crustaceans or molluscs	17	17	17	-	-	-	-	-	-	-	-	-	-	17	17	-	-	-	-
10798	Processing of salt into food-grade salt, e.g. iodized salt	207	633	598	35	-	-	-	262	262	-	181	146	35	190	190	-	-	-	-

Indsutry Major Groups		No. of reporting manufactruing units	Total			Regular Employees			Contract/Casual Employees			Contributing Family Workers			Own Account Worker			Others		
PSIC Code	Description		Total	Male	Female	Total	Male	Female	Total	Male	Female	Total	Male	Female	Total	Male	Female	Total	Male	Female
1	2	3	4	5	6	7	8	9	10	11	12	13	14	15	16	17	18	19	20	21
10799	Others (Manufacture of food products)	986	2397	2127	270	63	63	-	501	501	-	890	662	228	943	901	42	-	-	-
11	Manufacture of beverages	1103	3543	3392	151	537	537	-	744	744	-	1159	1008	151	1103	1103	-	-	-	-
110	Manufacture of beverages	1100	3534	3383	151	531	531	-	744	744	-	1159	1008	151	1100	1100	-	-	-	-
1104	Manufacture of soft drinks; production of mineral waters and other bottled waters	1100	3534	3383	151	531	531	-	744	744	-	1159	1008	151	1100	1100	-	-	-	-
11041	Manufacture of non-alcoholic beverages	90	442	442	-	184	184	-	136	136	-	32	32	-	90	90	-	-	-	-
11042	Production of natural mineral waters and other bottled waters	51	96	96	-	45	45	-	-	-	-	-	-	-	51	51	-	-	-	-
11043	Manufacture of soft drinks like lemonade, orangeade, cola, fruit drinks, tonic waters etc.	959	2996	2845	151	302	302	-	608	608	-	1127	976	151	959	959	-	-	-	-
113		3	9	9	-	6	6	-	-	-	-	-	-	-	3	3	-	-	-	-
1139		3	9	9	-	6	6	-	-	-	-	-	-	-	3	3	-	-	-	-
11399		3	9	9	-	6	6	-	-	-	-	-	-	-	3	3	-	-	-	-
12	Manufacture of tobacco products	12537	74745	74149	596	10018	9916	102	24476	24426	50	26672	26358	314	12573	12443	130	1006	1006	-
120	Manufacture of tobacco products	12537	74745	74149	596	10018	9916	102	24476	24426	50	26672	26358	314	12573	12443	130	1006	1006	-
1200	Manufacture of tobacco products	12537	74745	74149	596	10018	9916	102	24476	24426	50	26672	26358	314	12573	12443	130	1006	1006	-
12001	Manufacture of tobacco products and products of tobacco substitutes etc.	12459	74590	74046	544	10018	9916	102	24450	24400	50	26646	26332	314	12470	12392	78	1006	1006	-
12009	Others (Manufacture of tobacco products)	78	155	103	52	-	-	-	26	26	-	26	26	-	103	51	52	-	-	-
13	Manufacture of textiles	558885	1095916	278927	816989	31546	30355	1191	50455	49138	1317	467517	65266	402251	542723	132742	409981	3675	1426	2249
131	Spinning, weaving and finishing of textiles	11741	40448	35505	4943	4449	4449	-	18654	18389	265	6133	3977	2156	11212	8690	2522	-	-	-
1311	Preparation and spinning of textile fibres	2860	12295	11736	559	1753	1753	-	6674	6618	56	1121	1000	121	2747	2365	382	-	-	-
13111	Preparatory operations on textile fibres	288	1543	1491	52	369	369	-	790	790	-	145	119	26	239	213	26	-	-	-
13112	Spinning and manufacture of yarn or thread	2572	10752	10245	507	1384	1384	-	5884	5828	56	976	881	95	2508	2152	356	-	-	-
1312	Weaving of textiles	5183	16636	14054	2582	2299	2299	-	6500	6471	29	2685	1140	1545	5152	4144	1008	-	-	-
13121	Manufacture of broad woven cotton-type, woollen-type, worsted-type or silk-type fabrics	3855	13225	11049	2176	1538	1538	-	5552	5552	-	2241	906	1335	3894	3053	841	-	-	-
13122	Manufacture of other broad woven fabrics, using flax, ramie, hemp, jute, bast fibres and special yarns	76	464	464	-	364	364	-	24	24	-	-	-	-	76	76	-	-	-	-
13129	Others (Weaving of textiles)	1252	2947	2541	406	397	397	-	924	895	29	444	234	210	1182	1015	167	-	-	-
1313	Finishing of textiles	3698	11517	9715	1802	397	397	-	5480	5300	180	2327	1837	490	3313	2181	1132	-	-	-
13131	Bleaching and dyeing of textile fibres, yarns, fabrics and textile articles, including wearing apparel	2334	7361	6388	973	335	335	-	3409	3409	-	1283	1141	142	2334	1503	831	-	-	-

Indsutry Major Groups		No. of reporting manufactruing units	Total			Regular Employees			Contract/Casual Employees			Contributing Family Workers			Own Account Worker			Others		
PSIC Code	Description		Total	Male	Female	Total	Male	Female	Total	Male	Female	Total	Male	Female	Total	Male	Female	Total	Male	Female
1	2	3	4	5	6	7	8	9	10	11	12	13	14	15	16	17	18	19	20	21
13132	Dressing, drying, steaming, shrinking, mending, Sanforizing, mercerizing of textiles and textile articles, including wearing apparel	962	3394	3102	292	40	40	-	2027	1847	180	750	652	98	577	563	14	-	-	-
13139	Others (Finishing of textiles)	402	762	225	537	22	22	-	44	44	-	294	44	250	402	115	287	-	-	-
139	Manufacture of other textiles	547144	1055468	243422	812046	27097	25906	1191	31801	30749	1052	461384	61289	400095	531511	124052	407459	3675	1426	2249
1391	Manufacture of knitted and crocheted fabrics	1071	1854	541	1313	110	110	-	263	263	-	410	41	369	1071	127	944	-	-	-
13910	Manufacture and processing of knitted or crocheted fabrics etc.	1071	1854	541	1313	110	110	-	263	263	-	410	41	369	1071	127	944	-	-	-
1392	Manufacture of made-up textile articles, except apparel	31698	70329	23065	47264	1998	1829	169	6389	6111	278	30569	5206	25363	31196	9868	21328	177	51	126
13921	Manufacture, of made-up articles of any textile material	23525	51462	15008	36454	1762	1620	142	3081	2803	278	23351	3215	20136	23170	7370	15800	98	-	98
13922	Manufacture of made-up furnishing articles	7282	16171	5969	10202	54	27	27	2272	2272	-	6631	1722	4909	7135	1897	5238	79	51	28
13925		17	51	51	-	-	-	-	34	34	-	-	-	-	17	17	-	-	-	-
13929	Others (Manufacture of made-up textile articles, except apparel)	874	2645	2037	608	182	182	-	1002	1002	-	587	269	318	874	584	290	-	-	-
1393	Manufacture of carpets and rugs	56179	142976	52080	90896	1117	1057	60	2229	2078	151	88178	27153	61025	51098	21644	29454	354	148	206
13930	Manufacture of textile floor coverings like carpets, rugs and mats, tiles etc.	56179	142976	52080	90896	1117	1057	60	2229	2078	151	88178	27153	61025	51098	21644	29454	354	148	206
1394	Manufacture of cordage, rope, twine and netting	31731	80666	28316	52350	613	613	-	1482	1408	74	45342	3773	41569	33025	22439	10586	204	83	121
13941	Manufacture of twine, cordage, rope and cables of textile fibres or strip or the like	22078	57128	18489	38639	121	121	-	304	230	74	33303	2697	30606	23263	15390	7873	137	51	86
13942	Manufacture of knotted netting of twine, cordage or rope including products of rope or netting	9653	23538	9827	13711	492	492	-	1178	1178	-	12039	1076	10963	9762	7049	2713	67	32	35
1399	Manufacture of other textiles n.e.c.	426465	759643	139420	620223	23259	22297	962	21438	20889	549	296885	25116	271769	415121	69974	345147	2940	1144	1796
13991	Manufacture of labels, badges etc.	854	2338	1279	1059	585	585	-	61	61	-	841	207	634	851	426	425	-	-	-
13992	Manufacture of tulles and other net fabrics, and of lace and embroidery/ ornamental trimmings	408720	724842	130201	594641	21895	21023	872	20178	19737	441	281767	21277	260490	398098	67020	331078	2904	1144	1760
13999	Others (Manufacture of other textiles)	16891	32463	7940	24523	779	689	90	1199	1091	108	14277	3632	10645	16172	2528	13644	36	-	36
14	Manufacture of wearing apparel	96994	196386	83300	113086	11729	11495	234	15558	14850	708	77705	14981	62724	89974	40682	49292	1420	1292	128
141	Manufacture of wearing apparel, except fur apparel	84662	171969	71440	100529	11523	11289	234	13424	12891	533	66842	9531	57311	78760	36437	42323	1420	1292	128
1410	Manufacture of wearing apparel, except fur apparel	84662	171969	71440	100529	11523	11289	234	13424	12891	533	66842	9531	57311	78760	36437	42323	1420	1292	128
14101	Manufacture of wearing apparel made of leather or composition leather	318	1142	1021	121	469	469	-	152	152	-	203	121	82	318	279	39	-	-	-

Indsutry Major Groups		No. of reporting manufactruing units	Total			Regular Employees			Contract/Casual Employees			Contributing Family Workers			Own Account Worker			Others		
PSIC Code	Description		Total	Male	Female	Total	Male	Female	Total	Male	Female	Total	Male	Female	Total	Male	Female	Total	Male	Female
1	2	3	4	5	6	7	8	9	10	11	12	13	14	15	16	17	18	19	20	21
14102	Manufacture of other outerwear/ work wear	32213	56579	40530	16049	6844	6649	195	8817	8773	44	7816	4130	3686	31909	19821	12088	1193	1157	36
14103	Manufacture of underwear and nightwear	919	1734	430	1304	-	-	-	-	-	-	695	120	575	1039	310	729	-	-	-
14104	Manufacture of babies' garments, tracksuits and others etc.	959	4506	4368	138	1880	1880	-	1310	1310	-	385	329	56	931	849	82	-	-	-
14105	Manufacture of other clothing accessories such as gloves, belts, shawls, ties, cravats, hairnets etc./ hats and caps	48948	105113	23461	81652	1731	1692	39	2914	2425	489	56913	4623	52290	43328	14586	28742	227	135	92
14106	Manufacture of footwear of textile material without applied soles	35	35	35	-	-	-	-	-	-	-	-	-	-	35	35	-	-	-	-
14109	Others (Manufacture of wearing apparel, except fur apparel)	1270	2860	1595	1265	599	599	-	231	231	-	830	208	622	1200	557	643	-	-	-
142	Manufacture of articles of fur	166	390	326	64	-	-	-	-	-	-	288	224	64	102	102	-	-	-	-
1420	Manufacture of articles of fur	166	390	326	64	-	-	-	-	-	-	288	224	64	102	102	-	-	-	-
14200	Manufacture of articles made of fur skins	166	390	326	64	-	-	-	-	-	-	288	224	64	102	102	-	-	-	-
143	Manufacture of knitted and crocheted apparel	12166	24027	11534	12493	206	206	-	2134	1959	175	10575	5226	5349	11112	4143	6969	-	-	-
1430	Manufacture of knitted and crocheted apparel	12166	24027	11534	12493	206	206	-	2134	1959	175	10575	5226	5349	11112	4143	6969	-	-	-
14301	Manufacture of knitted or crocheted wearing apparel and other made-up articles like pullovers, cardigans, jerseys, waistcoats and similar articles	9869	18563	9533	9030	146	146	-	1458	1283	175	8144	4495	3649	8815	3609	5206	-	-	-
14302	Manufacture of hosiery, including socks, tights and pantyhose	1353	3888	1134	2754	60	60	-	236	236	-	2239	646	1593	1353	192	1161	-	-	-
14309	Others (Manufacture of knitting and crocheted apparel)	944	1576	867	709	-	-	-	440	440	-	192	85	107	944	342	602	-	-	-
15	Manufacture of leather and related products	27859	60060	44784	15276	5377	5148	229	13444	13371	73	13279	6719	6560	27308	18894	8414	652	652	-
151	Tanning and dressing of leather; manufacture of luggage, handbags, saddlery and harness; dressing and dyeing of fur	1548	4214	3912	302	1216	1162	54	685	685	-	665	588	77	1477	1306	171	171	171	-
1511	Tanning and dressing of leather; dressing and dyeing of fur	282	676	653	23	-	-	-	186	186	-	208	208	-	282	259	23	-	-	-
15111	Tanning, dyeing and dressing of hides and skins	93	385	385	-	-	-	-	186	186	-	106	106	-	93	93	-	-	-	-
15112	Scraping, shearing, plucking, currying, tanning, bleaching and dyeing of fur skins and hides with the hair on	107	142	142	-	-	-	-	-	-	-	35	35	-	107	107	-	-	-	-
15119	Others (Tanning and dressing of leather, dressing and dying of fur)	82	149	126	23	-	-	-	-	-	-	67	67	-	82	59	23	-	-	-

Indsutry Major Groups		No. of reporting manufactruing units	Total			Regular Employees			Contract/Casual Employees			Contributing Family Workers			Own Account Worker			Others		
PSIC Code	Description		Total	Male	Female	Total	Male	Female	Total	Male	Female	Total	Male	Female	Total	Male	Female	Total	Male	Female
1	2	3	4	5	6	7	8	9	10	11	12	13	14	15	16	17	18	19	20	21
1512	Manufacture of luggage, handbags and the like, saddlery and harness	1266	3538	3259	279	1216	1162	54	499	499	-	457	380	77	1195	1047	148	171	171	-
15121	Manufacture of luggage, handbags and the like, of leather, composition leather or any other material	908	2615	2381	234	857	803	54	465	465	-	280	245	35	873	728	145	140	140	-
15122	Manufacture of diverse articles of leather or composition leather	132	350	350	-	58	58	-	32	32	-	97	97	-	132	132	-	31	31	-
15129	Others (Manufacture of luggage, handbags and the saddlery and harness)	226	573	528	45	301	301	-	2	2	-	80	38	42	190	187	3	-	-	-
152	Manufacture of footwear	26311	55846	40872	14974	4161	3986	175	12759	12686	73	12614	6131	6483	25831	17588	8243	481	481	-
1520	Manufacture of footwear	26311	55846	40872	14974	4161	3986	175	12759	12686	73	12614	6131	6483	25831	17588	8243	481	481	-
15201	Manufacture of footwear for all purposes, of any material, by any process	16849	39096	34418	4678	3650	3650	-	10207	10169	38	8385	4975	3410	16561	15331	1230	293	293	-
15202	Manufacture of leather parts of footwear etc.	7056	11862	5051	6811	271	96	175	1975	1975	-	2518	855	1663	6934	1961	4973	164	164	-
15209	Others (Manufacture of footwear)	2406	4888	1403	3485	240	240	-	577	542	35	1711	301	1410	2336	296	2040	24	24	-
16	Manufacture of wood and of products of wood and cork, except furniture, manufacture of articles of straw and plaiting materials	147562	316958	193983	122975	25267	25188	79	23013	22736	277	111999	49107	62892	154660	94980	59680	2019	1972	47
161	Sawmilling and planning of wood	17920	50511	49304	1207	13150	13142	8	8775	8775	-	10724	10309	415	17647	16863	784	215	215	-
1610	Sawmilling and planning of wood	17920	50511	49304	1207	13150	13142	8	8775	8775	-	10724	10309	415	17647	16863	784	215	215	-
16101	Sawing, planning and machining of wood/ slicing, peeling or chipping logs	16716	48495	47929	566	12730	12722	8	8679	8679	-	10428	10157	271	16443	16156	287	215	215	-
16102	Manufacture of wooden railway sleepers	35	70	70	-	-	-	-	35	35	-	-	-	-	35	35	-	-	-	-
16103	Manufacture of unassembled wooden flooring/ wood wool, wood flour, chips, particles	270	353	353	-	48	48	-	35	35	-	-	-	-	270	270	-	-	-	-
16109	Others (Manufacture of Sawmilling and planning of wood)	899	1593	952	641	372	372	-	26	26	-	296	152	144	899	402	497	-	-	-
162	Manufacture of products of wood, cork, straw and plaiting materials	129642	266447	144679	121768	12117	12046	71	14238	13961	277	101275	38798	62477	137013	78117	58896	1804	1757	47
1621	Manufacture of veneer sheets and wood-based panels	6106	16421	11924	4497	910	910	-	536	536	-	8931	4609	4322	5909	5734	175	135	135	-
16211	Manufacture of veneer sheets	62	193	193	-	101	101	-	-	-	-	46	46	-	46	46	-	-	-	-
16212	Manufacture of plywood, veneer panels and similar laminated wood boards and sheets	296	953	953	-	427	427	-	70	70	-	130	130	-	296	296	-	30	30	-
16213	Manufacture of particle board and fibreboard/ densified wood etc.	79	286	286	-	207	207	-	-	-	-	-	-	-	79	79	-	-	-	-

Indsutry Major Groups		No. of reporting manufactruing units	Total			Regular Employees			Contract/Casual Employees			Contributing Family Workers			Own Account Worker			Others		
PSIC Code	Description		Total	Male	Female	Total	Male	Female	Total	Male	Female	Total	Male	Female	Total	Male	Female	Total	Male	Female
1	2	3	4	5	6	7	8	9	10	11	12	13	14	15	16	17	18	19	20	21
16219	Others (Manufacture of veneer sheets and wood-based panels)	5669	14989	10492	4497	175	175	-	466	466	-	8755	4433	4322	5488	5313	175	105	105	-
1622	Manufacture of builders' carpentry and joinery	15099	32180	31085	1095	4160	4160	-	3606	3606	-	8960	8330	630	14575	14110	465	879	879	-
16221	Manufacture of wooden goods intended to be used in the construction industry	12124	25497	24522	975	4001	4001	-	2339	2339	-	6408	5898	510	11905	11440	465	844	844	-
16222	Manufacture of prefabricated buildings, or elements thereof, predominantly of wood/ mobile homes / wood partitions etc.	2975	6683	6563	120	159	159	-	1267	1267	-	2552	2432	120	2670	2670	-	35	35	-
1623	Manufacture of wooden containers	6137	16846	15010	1836	772	772	-	4494	4494	-	4821	3829	992	6514	5670	844	245	245	-
16231	Manufacture of packing cases, boxes, crates, drums/ cable-drums etc. of wood	5262	13677	11886	1791	695	695	-	2721	2721	-	4377	3430	947	5639	4795	844	245	245	-
16232	Manufacture of pallets, box pallets and other load boards of wood/ manufacture of barrels, vats, tubs and other coopers' products of wood	803	3097	3052	45	77	77	-	1773	1773	-	444	399	45	803	803	-	-	-	-
16233	Manufacture of wooden cable-drums	72	72	72	-	-	-	-	-	-	-	-	-	-	72	72	-	-	-	-
1629	Manufacture of other products of wood; manufacture of articles of cork, straw and plaiting materials	102300	201000	86660	114340	6275	6204	71	5602	5325	277	78563	22030	56533	110015	52603	57412	545	498	47
16291	Manufacture of various wood products (see detail in description)	28404	54966	37025	17941	5086	5086	-	2891	2891	-	18187	7966	10221	28374	20654	7720	428	428	-
16292	Natural cork processing, manufacture of agglomerated cork / articles of cork etc.	23974	44021	11477	32544	204	133	71	133	133	-	17840	3414	14426	25832	7797	18035	12	-	12
16299	Others(Manufacture of other products of wood, manufacture of articles of cork, straw and planting materials)	49922	102013	38158	63855	985	985	-	2578	2301	277	42536	10650	31886	55809	24152	31657	105	70	35
17	Manufacture of paper and paper products	2281	7292	5718	1574	1199	1199	-	1589	1589	-	2168	1140	1028	2280	1734	546	56	56	-
170	Manufacture of paper and paper products	2281	7292	5718	1574	1199	1199	-	1589	1589	-	2168	1140	1028	2280	1734	546	56	56	-
1701	Manufacture of pulp, paper and paperboard	215	664	636	28	154	154	-	227	227	-	68	68	-	215	187	28	-	-	-
17013	Manufacture of paper and paperboard/ further processing of paper and paperboard	135	478	478	-	132	132	-	171	171	-	40	40	-	135	135	-	-	-	-
17014	Manufacture of newsprint and other printing or writing paper	11	33	33	-	22	22	-	-	-	-	-	-	-	11	11	-	-	-	-
17019	Others (Manufacture of pulp, paper and paperboard)	69	153	125	28	-	-	-	56	56	-	28	28	-	69	41	28	-	-	-
1702	Manufacture of corrugated paper and paperboard and of containers of paper and paperboard	1977	6414	4868	1546	1045	1045	-	1255	1255	-	2082	1054	1028	1976	1458	518	56	56	-

Indsutry Major Groups		No. of reporting manufactruing units	Total			Regular Employees			Contract/Casual Employees			Contributing Family Workers			Own Account Worker			Others		
PSIC Code	Description		Total	Male	Female	Total	Male	Female	Total	Male	Female	Total	Male	Female	Total	Male	Female	Total	Male	Female
1	2	3	4	5	6	7	8	9	10	11	12	13	14	15	16	17	18	19	20	21
17021	Manufacture of corrugated paper and paperboard and their container etc.	279	966	714	252	168	168	-	99	99	-	398	213	185	279	212	67	22	22	-
17022	Manufacture of sacks, bags, office box files and similar articles of paper	1689	5418	4124	1294	859	859	-	1153	1153	-	1684	841	843	1688	1237	451	34	34	-
17029	Others (Manufacture of corrugated paper and paperboard and containers of paper and paperboard)	9	30	30	-	18	18	-	3	3	-	-	-	-	9	9	-	-	-	-
1709	Manufacture of other articles of paper and paperboard	89	214	214	-	-	-	-	107	107	-	18	18	-	89	89	-	-	-	-
17092	Manufacture of printing and writing paper, computer printout paper, self-copy paper etc. ready for use	17	23	23	-	-	-	-	3	3	-	3	3	-	17	17	-	-	-	-
17099	Others (Manufacture of other articles of paper and paperboard)	72	191	191	-	-	-	-	104	104	-	15	15	-	72	72	-	-	-	-
18	Printing and reproduction of recorded media	8579	24582	22206	2376	7492	7476	16	4601	4561	40	3906	2784	1122	8410	7216	1194	173	169	4
181	Printing and service activities related to printing	8579	24582	22206	2376	7492	7476	16	4601	4561	40	3906	2784	1122	8410	7216	1194	173	169	4
1811	Printing	3567	11232	11225	7	3202	3202	-	2841	2841	-	1530	1530	-	3523	3520	3	136	132	4
18111	Printing of newspapers, magazines and other periodicals	330	1687	1687	-	495	495	-	796	796	-	101	101	-	295	295	-	-	-	-
18112	Printing of books and brochures, music and music manuscripts, maps, atlases, posters, advertising catalogues, prospectuses and other printed advertising,	2568	7740	7733	7	2125	2125	-	1767	1767	-	1164	1164	-	2559	2556	3	125	121	4
18114	Printing of diaries, calendars, business forms and other commercial printed matter, personal stationery and other printed matter by letterpress, offset, photogravure, flexographic and other printing presses, duplication machines, computer printers, emboss	70	118	118	-	36	36	-	-	-	-	12	12	-	70	70	-	-	-	-
18115	Printing directly onto textiles, plastic, glass, metal, wood and ceramics (except silk-screen printing on textiles and wearing apparel)	206	447	447	-	9	9	-	163	163	-	69	69	-	206	206	-	-	-	-
18119	Other printing n.e.c.	393	1240	1240	-	537	537	-	115	115	-	184	184	-	393	393	-	11	11	-
1812	Service activities related to printing	5012	13350	10981	2369	4290	4274	16	1760	1720	40	2376	1254	1122	4887	3696	1191	37	37	-
18121	Binding of printed sheets	1868	6252	6192	60	2980	2980	-	846	846	-	625	585	40	1778	1758	20	23	23	-

Indsutry Major Groups		No. of reporting manufactruing units	Total			Regular Employees			Contract/Casual Employees			Contributing Family Workers			Own Account Worker			Others		
PSIC Code	Description		Total	Male	Female	Total	Male	Female	Total	Male	Female	Total	Male	Female	Total	Male	Female	Total	Male	Female
1	2	3	4	5	6	7	8	9	10	11	12	13	14	15	16	17	18	19	20	21
18122	Composition, typesetting, phototypesetting, pre-press data input including scanning and optical character recognition, electronic make-up	153	366	366	-	28	28	-	74	74	-	97	97	-	153	153	-	14	14	-
18123	Plate-making services including image-setting and plate-setting	583	1254	1214	40	55	55	-	440	400	40	176	176	-	583	583	-	-	-	-
18124	Preparation of plates and dies	146	421	421	-	206	206	-	-	-	-	69	69	-	146	146	-	-	-	-
18125	Design of printing products e.g. sketches, layouts, dummies etc.	224	651	482	169	133	117	16	112	112	-	198	96	102	208	157	51	-	-	-
18126	Other graphic activities such as die-sinking or die-stamping, Braille copying, embossing, varnishing and laminating, collating and inseting, creasing	133	268	268	-	89	89	-	32	32	-	33	33	-	114	114	-	-	-	-
18129	Other (Service activities related to printing)	1905	4138	2038	2100	799	799	-	256	256	-	1178	198	980	1905	785	1120	-	-	-
19	Manufacture of coke and refined petroleum products	4105	16113	8136	7977	84	84	-	252	252	-	11723	4787	6936	4054	3013	1041	-	-	-
191	Manufacture of coke oven products	195	530	530	-	48	48	-	180	180	-	107	107	-	195	195	-	-	-	-
1910	Manufacture of coke oven products	195	530	530	-	48	48	-	180	180	-	107	107	-	195	195	-	-	-	-
19101	Operation of coke ovens	16	64	64	-	48	48	-	-	-	-	-	-	-	16	16	-	-	-	-
19102	Production of coke and semi-coke/ production of coke oven gas	35	70	70	-	-	-	-	-	-	-	35	35	-	35	35	-	-	-	-
19104	Production of crude coal and lignite tars	144	396	396	-	-	-	-	180	180	-	72	72	-	144	144	-	-	-	-
192	Manufacture of refined petroleum products	3910	15583	7606	7977	36	36	-	72	72	-	11616	4680	6936	3859	2818	1041	-	-	-
1920	Manufacture of refined petroleum products	3910	15583	7606	7977	36	36	-	72	72	-	11616	4680	6936	3859	2818	1041	-	-	-
19206	Manufacture of hard-coal and lignite fuel briquettes / petroleum briquettes	180	684	684	-	36	36	-	72	72	-	396	396	-	180	180	-	-	-	-
19207	Blending of bio fuels	3730	14899	6922	7977	-	-	-	-	-	-	11220	4284	6936	3679	2638	1041	-	-	-
20	Manufacture of chemicals and chemical products	1028	4183	3875	308	1334	1334	-	1433	1354	79	481	356	125	903	799	104	32	32	-
202	Manufacture of other chemical products	719	3018	2862	156	1137	1137	-	932	888	44	254	174	80	663	631	32	32	32	-
2022	Manufacture of paints, varnishes and similar coatings, printing ink and mastics	79	191	191	-	44	44	-	68	68	-	-	-	-	79	79	-	-	-	-
20221	Manufacture of paints and varnishes, enamels or lacquers	68	136	136	-	-	-	-	68	68	-	-	-	-	68	68	-	-	-	-
20222	Manufacture of prepared pigments and dyes, opacifiers and colours	11	55	55	-	44	44	-	-	-	-	-	-	-	11	11	-	-	-	-

Indsutry Major Groups		No. of reporting manufactruing units	Total			Regular Employees			Contract/Casual Employees			Contributing Family Workers			Own Account Worker			Others		
PSIC Code	Description		Total	Male	Female	Total	Male	Female	Total	Male	Female	Total	Male	Female	Total	Male	Female	Total	Male	Female
1	2		4	5	6	7	8	9	10	11	12	13	14	15	16	17	18	19	20	21
2023	Manufacture of soap and detergents, cleaning and polishing preparations, perfumes and toilet preparations	609	2685	2529	156	1014	1014	-	864	820	44	222	142	80	553	521	32	32	32	-
20232	Manufacture of soap	150	553	553	-	324	324	-	88	88	-	47	47	-	94	94	-	-	-	-
20234	Manufacture of surface-active preparations (washing powders and detergents, dish-washing preparations, textile softeners)	43	151	151	-	20	20	-	66	66	-	22	22	-	43	43	-	-	-	-
20235	Manufacture of cleaning and polishing products	416	1981	1825	156	670	670	-	710	666	44	153	73	80	416	384	32	32	32	-
2029	Manufacture of other chemical products n.e.c.	31	142	142	-	79	79	-	-	-	-	32	32	-	31	31	-	-	-	-
20294	Manufacture of photographic plates, films, sensitized paper and other sensitized unexposed materials	15	30	30	-	15	15	-	-	-	-	-	-	-	15	15	-	-	-	-
20298	Manufacture of matches	16	112	112	-	64	64	-	-	-	-	32	32	-	16	16	-	-	-	-
203	Manufacture of man-made fibres	309	1165	1013	152	197	197	-	501	466	35	227	182	45	240	168	72	-	-	-
2030	Manufacture of man-made fibres	309	1165	1013	152	197	197	-	501	466	35	227	182	45	240	168	72	-	-	-
20302	Manufacture of synthetic or artificial staple fibres, not carded, combed or otherwise processed for spinning	67	134	134	-	134	134	-	-	-	-	-	-	-	-	-	-	-	-	-
20303	Manufacture of synthetic or artificial filament yarn, including high-tenacity yarn	37	74	-	74	-	-	-	-	-	-	37	-	37	37	-	37	-	-	-
20309	Others (Manufacture of man-made fibres)	205	957	879	78	63	63	-	501	466	35	190	182	8	203	168	35	-	-	-
21	Manufacture of basic pharmaceutical products and pharmaceutical preparations	53	106	106	-	-	-	-	53	53	-	-	-	-	53	53	-	-	-	-
210	Manufacture of pharmaceuticals, medicinal chemical and botanical product	53	106	106	-	-	-	-	53	53	-	-	-	-	53	53	-	-	-	-
2100	Manufacture of pharmaceuticals, medicinal chemical and botanical products	53	106	106	-	-	-	-	53	53	-	-	-	-	53	53	-	-	-	-
21003	Manufacture of medicaments including homeopathic preparations	53	106	106	-	-	-	-	53	53	-	-	-	-	53	53	-	-	-	-
22	Manufacture of rubber and plastics products	7305	22618	21970	648	7102	7102	-	5599	5467	132	2744	2562	182	7173	6839	334	-	-	-
221	Manufacture of rubber products	545	1521	1521	-	222	222	-	504	504	-	273	273	-	522	522	-	-	-	-
2211	Manufacture of rubber tyres and tubes; retreading and rebuilding of rubber tyres	83	187	187	-	-	-	-	62	62	-	42	42	-	83	83	-	-	-	-
22113	Manufacture of interchangeable tyre treads, tyre flaps, "camelback" strips for retreading tyres etc./ tyre rebuilding and retreading	21	63	63	-	-	-	-	-	-	-	42	42	-	21	21	-	-	-	-

Indsutry Major Groups		No. of reporting manufactruing units	Total			Regular Employees			Contract/Casual Employees			Contributing Family Workers			Own Account Worker			Others		
PSIC Code	Description		Total	Male	Female	Total	Male	Female	Total	Male	Female	Total	Male	Female	Total	Male	Female	Total	Male	Female
1	2	3	4	5	6	7	8	9	10	11	12	13	14	15	16	17	18	19	20	21
22119	Others (Manufacture of rubber tyres and tubes, retreading and rebuilding of rubber tyres)	62	124	124	-	-	-	-	62	62	-	-	-	-	62	62	-	-	-	-
2219	Manufacture of other rubber products	462	1334	1334	-	222	222	-	442	442	-	231	231	-	439	439	-	-	-	-
22191	Manufacture of other products of natural or synthetic rubber (see description for detail)	185	583	583	-	-	-	-	275	275	-	123	123	-	185	185	-	-	-	-
22192	Manufacture of rubber brushes, pipe stems, combs, hair pins etc.	231	529	529	-	138	138	-	120	120	-	63	63	-	208	208	-	-	-	-
22199	Others (Manufacture of other rubber products)	46	222	222	-	84	84	-	47	47	-	45	45	-	46	46	-	-	-	-
222	Manufacture of plastics products	6760	21097	20449	648	6880	6880	-	5095	4963	132	2471	2289	182	6651	6317	334	-	-	-
2220	Manufacture of plastics products	6760	21097	20449	648	6880	6880	-	5095	4963	132	2471	2289	182	6651	6317	334	-	-	-
22201	Manufacture of semi-manufactures and finished plastic products/ plastic articles for the packing of goods	1506	5291	5219	72	1535	1535	-	1762	1762	-	488	452	36	1506	1470	36	-	-	-
22202	Manufacture of builders' plastics ware(see note for detail)	603	1941	1897	44	286	286	-	939	895	44	113	113	-	603	603	-	-	-	-
22203	Manufacture of plastic tableware, kitchenware and toilet articles	217	1076	1076	-	226	226	-	462	462	-	171	171	-	217	217	-	-	-	-
22204	Manufacture of artificial stone/ plastic signs etc.	214	348	348	-	-	-	-	14	14	-	120	120	-	214	214	-	-	-	-
22209	Manufacture of other diverse plastic products	4220	12441	11909	532	4833	4833	-	1918	1830	88	1579	1433	146	4111	3813	298	-	-	-
23	Manufacture of other non-metallic mineral products	18511	66770	61865	4905	13370	13328	42	23528	23238	290	11955	8285	3670	17247	16344	903	670	670	-
231	Manufacture of glass and glass products	107	199	143	56	40	40	-	-	-	-	52	24	28	107	79	28	-	-	-
2310	Manufacture of glass and glass products	107	199	143	56	40	40	-	-	-	-	52	24	28	107	79	28	-	-	-
23109	Others (Manufacture of glass and glass products)	107	199	143	56	40	40	-	-	-	-	52	24	28	107	79	28	-	-	-
239	Manufacture of non-metallic mineral products n.e.c.	18404	66571	61722	4849	13330	13288	42	23528	23238	290	11903	8261	3642	17140	16265	875	670	670	-
2392	Manufacture of clay building materials	6600	21342	19057	2285	3938	3938	-	6271	5981	290	4157	2660	1497	6596	6098	498	380	380	-
23921	Manufacture of non-refractory ceramic hearth or wall tiles, mosaic cubes etc.	1476	3753	2922	831	268	268	-	644	494	150	1330	835	495	1511	1325	186	-	-	-
23922	Manufacture of structural non-refractory clay building materials, like ceramic bricks, roofing tiles, pipes, conduits etc./ flooring blocks in baked clay	5124	17589	16135	1454	3670	3670	-	5627	5487	140	2827	1825	1002	5085	4773	312	380	380	-
2393	Manufacture of other porcelain and ceramic products	2001	7002	4873	2129	431	431	-	1629	1629	-	2976	1201	1775	1966	1612	354	-	-	-

Indsutry Major Groups		No. of reporting manufactruing units	Total			Regular Employees			Contract/Casual Employees			Contributing Family Workers			Own Account Worker			Others		
PSIC Code	Description		Total	Male	Female	Total	Male	Female	Total	Male	Female	Total	Male	Female	Total	Male	Female	Total	Male	Female
1	2	3	4	5	6	7	8	9	10	11	12	13	14	15	16	17	18	19	20	21
23931	Manufacture of ceramic tableware and other domestic or toilet articles etc.	1132	4416	3445	971	431	431	-	1525	1525	-	1433	532	901	1027	957	70	-	-	-
23933	Manufacture of ceramic laboratory, chemical and industrial products etc.	35	35	-	35	-	-	-	-	-	-	-	-	-	35	-	35	-	-	-
23939	Manufacture of other porcelain and ceramic products n.e.c.	834	2551	1428	1123	-	-	-	104	104	-	1543	669	874	904	655	249	-	-	-
2394	Manufacture of cement, lime and plaster	68	272	272	-	-	-	-	64	64	-	140	140	-	68	68	-	-	-	-
23941	Manufacture of clinkers and hydraulic cements, including Portland, aluminous cement, slag cement and super phosphate cements	32	128	128	-	-	-	-	64	64	-	32	32	-	32	32	-	-	-	-
23942	Manufacture of quicklime, slaked lime and hydraulic lime	36	144	144	-	-	-	-	-	-	-	108	108	-	36	36	-	-	-	-
2395	Manufacture of articles of concrete, cement and plaster	6643	22459	22229	230	5369	5369	-	7807	7807	-	2720	2490	230	6273	6273	-	290	290	-
23951	Manufacture of precast concrete, cement or artificial stone articles and plaster articles for use in construction	4362	15188	15028	160	3699	3699	-	5481	5481	-	1946	1786	160	3992	3992	-	70	70	-
23952	Manufacture of prefabricated structural components for buildings or civil engineering of cement, concrete or artificial stone	281	548	548	-	50	50	-	147	147	-	-	-	-	281	281	-	70	70	-
23953	Manufacture of articles of asbestos-cement or cellulose fibre-cement or the like (sheets, panels, tiles,, pipes, troughs, basins, sinks, furniture, frames etc.)	1187	4298	4228	70	1403	1403	-	1293	1293	-	415	345	70	1187	1187	-	-	-	-
23959	Manufacture of other articles of concrete, plaster, cement or artificial stone	813	2425	2425	-	217	217	-	886	886	-	359	359	-	813	813	-	150	150	-
2396	Cutting, shaping and finishing of stone	2442	12934	12732	202	3238	3196	42	6564	6564	-	1517	1377	140	1615	1595	20	-	-	-
23961	Cutting, shaping and finishing of stone for use in construction, in cemeteries, on roads, as roofing etc.	2442	12934	12732	202	3238	3196	42	6564	6564	-	1517	1377	140	1615	1595	20	-	-	-
2399	Manufacture of other non-metallic mineral products n.e.c.	650	2562	2559	3	354	354	-	1193	1193	-	393	393	-	622	619	3	-	-	-
23991	Manufacture of millstones, sharpening or polishing stones and natural or artificial abrasive products, including abrasive products on a soft base	342	1163	1163	-	218	218	-	465	465	-	138	138	-	342	342	-	-	-	-

Indsutry Major Groups		No. of reporting manufactruing units	Total			Regular Employees			Contract/Casual Employees			Contributing Family Workers			Own Account Worker			Others		
PSIC Code	Description		Total	Male	Female	Total	Male	Female	Total	Male	Female	Total	Male	Female	Total	Male	Female	Total	Male	Female
1	2	3	4	5	6	7	8	9	10	11	12	13	14	15	16	17	18	19	20	21
23992	Manufacture of friction material and unmounted articles thereof with a base of mineral substances or of cellulose	308	1399	1396	3	136	136	-	728	728	-	255	255	-	280	277	3	-	-	-
24	Manufacture of basic metals	6621	17741	17485	256	4055	4055	-	4236	4236	-	2536	2344	192	6490	6426	64	424	424	-
241	Manufacture of basic iron and steel	309	1330	1074	256	22	22	-	613	613	-	322	130	192	373	309	64	-	-	-
2410	Manufacture of basic iron and steel	309	1330	1074	256	22	22	-	613	613	-	322	130	192	373	309	64	-	-	-
24105	Production of semi-finished products of steel	88	484	484	-	22	22	-	374	374	-	-	-	-	88	88	-	-	-	-
24106	Manufacture of hot/cold-rolled flat-rolled products of steel/ hot-rolled bars and rods, open sections of steel, steel bars and solid sections of steel by cold drawing, grinding or turning/ wire of steel	103	484	228	256	-	-	-	44	44	-	273	81	192	167	103	64	-	-	-
24109	Others (Manufacture of basic iron and steel)	118	362	362	-	-	-	-	195	195	-	49	49	-	118	118	-	-	-	-
242	Manufacture of basic precious and other non-ferrous metals	64	214	214	-	-	-	-	150	150	-	-	-	-	64	64	-	-	-	-
2420	Manufacture of basic precious and other non-ferrous metals	64	214	214	-	-	-	-	150	150	-	-	-	-	64	64	-	-	-	-
24201	Production and refining of unwrought or wrought precious metals, precious metal alloys/ semi-products: gold, silver, platinum etc. from ore and scrap	22	88	88	-	-	-	-	66	66	-	-	-	-	22	22	-	-	-	-
24205	Production of copper alloys/ manufacture of fuse wire or strip/ semi-manufacturing of copper	42	126	126	-	-	-	-	84	84	-	-	-	-	42	42	-	-	-	-
243	Casting of metals	6248	16197	16197	-	4033	4033	-	3473	3473	-	2214	2214	-	6053	6053	-	424	424	-
2431	Casting of iron and steel	6225	16151	16151	-	4033	4033	-	3450	3450	-	2214	2214	-	6030	6030	-	424	424	-
24311	Casting of semi-finished iron products/ casting of iron castings	20	60	60	-	-	-	-	40	40	-	-	-	-	20	20	-	-	-	-
24313	Manufacture of tubes, pipes and hollow profiles and fittings of cast-iron, manufacture of seamless tubes and pipes of steel/ fittings of cast-steel	43	129	129	-	42	42	-	44	44	-	-	-	-	43	43	-	-	-	-
24319	Others (Casting of iron and steel)	6162	15962	15962	-	3991	3991	-	3366	3366	-	2214	2214	-	5967	5967	-	424	424	-
2432	Casting of non-ferrous metals	23	46	46	-	-	-	-	23	23	-	-	-	-	23	23	-	-	-	-
24321	Casting of semi-finished products of aluminium, magnesium, titanium, zinc etc.	23	46	46	-	-	-	-	23	23	-	-	-	-	23	23	-	-	-	-
25	Manufacture of fabricated metal products, except machinery and equipment	70188	170683	166619	4064	29895	29895	-	34526	34314	212	28323	25911	2412	67970	66578	1392	9969	9921	48

Indsutry Major Groups		No. of reporting manufactruing units	Total			Regular Employees			Contract/Casual Employees			Contributing Family Workers			Own Account Worker			Others		
PSIC Code	Description		Total	Male	Female	Total	Male	Female	Total	Male	Female	Total	Male	Female	Total	Male	Female	Total	Male	Female
1	2		4	5	6	7	8	9	10	11	12	13	14	15	16	17	18	19	20	21
251	Manufacture of structural metal products, tanks, reservoirs and steam generators	38663	103351	102745	606	20834	20834	-	24204	24120	84	13426	13160	266	36874	36666	208	8013	7965	48
2511	Manufacture of structural metal products	38524	102908	102302	606	20750	20750	-	23999	23915	84	13384	13118	266	36762	36554	208	8013	7965	48
25111	Manufacture of metal frameworks or skeletons for construction and parts thereof (towers, bridges etc.)/ Industrial frameworks in metal (frameworks for blast furnaces, lifting and handling equipment etc.)	194	605	605	-	-	-	-	411	411	-	-	-	-	194	194	-	-	-	-
25112	Manufacture of prefabricated buildings mainly of metal, metal doors, windows and their frames, shutters and gates, room partitions etc.	38266	101951	101345	606	20462	20462	-	23588	23504	84	13384	13118	266	36504	36296	208	8013	7965	48
25119	Others (Manufacture of structural metal products)	64	352	352	-	288	288	-	-	-	-	-	-	-	64	64	-	-	-	-
2512	Manufacture of tanks, reservoirs and containers of metal	139	443	443	-	84	84	-	205	205	-	42	42	-	112	112	-	-	-	-
25121	Manufacture of reservoirs, tanks and similar containers of metal, of types normally installed as fixtures for storage or manufacturing use	104	408	408	-	84	84	-	205	205	-	42	42	-	77	77	-	-	-	-
25122	Manufacture of metal containers for compressed or liquefied gas	35	35	35	-	-	-	-	-	-	-	-	-	-	35	35	-	-	-	-
252	Manufacture of weapons and ammunition	85	340	340	-	68	68	-	-	-	-	187	187	-	85	85	-	-	-	-
2520	Manufacture of weapons and ammunition	85	340	340	-	68	68	-	-	-	-	187	187	-	85	85	-	-	-	-
25202	Manufacture of small arms (revolvers, shotguns, light machine guns)	85	340	340	-	68	68	-	-	-	-	187	187	-	85	85	-	-	-	-
259	Manufacture of other fabricated metal products; metalworking service activities	31440	66992	63534	3458	8993	8993	-	10322	10194	128	14710	12564	2146	31011	29827	1184	1956	1956	-
2591	Forging, pressing, stamping and roll-forming of metal; powder metallurgy	35	105	105	-	70	70	-	-	-	-	-	-	-	35	35	-	-	-	-
25911	Forging, pressing, stamping and roll-forming of metal	35	105	105	-	70	70	-	-	-	-	-	-	-	35	35	-	-	-	-
2592	Treatment and coating of metals; machining	1328	3477	3477	-	822	822	-	581	581	-	469	469	-	1328	1328	-	277	277	-
25921	Plating, anodizing etc., heat treatment, deburring, sandblasting, tumbling, cleaning of metals	35	35	35	-	-	-	-	-	-	-	-	-	-	35	35	-	-	-	-
25922	Colouring and engraving, non-metallic coating, hardening, buffing of metals	78	106	106	-	28	28	-	-	-	-	-	-	-	78	78	-	-	-	-

Indsutry Major Groups		No. of reporting manufactruing units	Total			Regular Employees			Contract/Casual Employees			Contributing Family Workers			Own Account Worker			Others		
PSIC Code	Description		Total	Male	Female	Total	Male	Female	Total	Male	Female	Total	Male	Female	Total	Male	Female	Total	Male	Female
1	2	3	4	5	6	7	8	9	10	11	12	13	14	15	16	17	18	19	20	21
25923	Boring, turning, milling, eroding, planning, lapping, broaching, levelling, sawing, grinding, sharpening, polishing, welding, splicing etc. of metalwork pieces	1135	3144	3144	-	794	794	-	485	485	-	453	453	-	1135	1135	-	277	277	-
25924	Cutting of and writing on metals by means of laser beams	80	192	192	-	-	-	-	96	96	-	16	16	-	80	80	-	-	-	-
2593	Manufacture of cutlery, hand tools and general hardware	18183	32067	30979	1088	2476	2476	-	2785	2765	20	8143	7377	766	17967	17665	302	696	696	-
25931	Manufacture of cutlery	466	1252	1252	-	258	258	-	519	519	-	74	74	-	401	401	-	-	-	-
25932	Manufacture of knives and cutting blades, hand tools, non-power-driven agricultural hand tools, saws and saw blades for machines or for mechanical appliances	15349	24483	23452	1031	913	913	-	965	945	20	7019	6296	723	15285	14997	288	301	301	-
25933	Manufacture of padlocks, locks, keys, hinges and the like, hardware for buildings, furniture, vehicles etc.	1059	2665	2665	-	491	491	-	548	548	-	384	384	-	1024	1024	-	218	218	-
25934	Manufacture of other tools of such nature n.e.c.	1309	3667	3610	57	814	814	-	753	753	-	666	623	43	1257	1243	14	177	177	-
2599	Manufacture of other fabricated metal products n.e.c.	11894	31343	28973	2370	5625	5625	-	6956	6848	108	6098	4718	1380	11681	10799	882	983	983	-
25991	Manufacture of cans, drums, buckets, boxes, tins and cans for food products, metal cable, plaited bands and similar articles,	7958	19284	16988	2296	3015	3015	-	3716	3608	108	4054	2706	1348	7844	7004	840	655	655	-
25992	Manufacture of uninsulated metal cable or insulated cable not capable of being used as a conductor of electricity, articles made of wire etc.	157	433	433	-	246	246	-	-	-	-	30	30	-	157	157	-	-	-	-
25993	Manufacture of screw machine products, nails and pins, bolts, screws, nuts, springs, chains etc.	909	3345	3289	56	916	916	-	1054	1054	-	438	424	14	937	895	42	-	-	-
25994	Manufacture of metal household articles	2701	7801	7783	18	1389	1389	-	2150	2150	-	1468	1450	18	2574	2574	-	220	220	-
25995	Manufacture of metal goods for office use, except furniture	36	36	36	-	-	-	-	-	-	-	-	-	-	36	36	-	-	-	-
25996	Manufacture of safes, strongboxes, armoured doors etc.	53	212	212	-	51	51	-	36	36	-	72	72	-	53	53	-	-	-	-
25997	Manufacture of various metal articles	72	216	216	-	-	-	-	-	-	-	36	36	-	72	72	-	108	108	-
25999	Manufacture of other fabricated metal products n.e.c.	8	16	16	-	8	8	-	-	-	-	-	-	-	8	8	-	-	-	-

Indsutry Major Groups		No. of reporting manufactruing units	Total			Regular Employees			Contract/Casual Employees			Contributing Family Workers			Own Account Worker			Others		
PSIC Code	Description		Total	Male	Female	Total	Male	Female	Total	Male	Female	Total	Male	Female	Total	Male	Female	Total	Male	Female
1	2		4	5	6	7	8	9	10	11	12	13	14	15	16	17	18	19	20	21
26	Manufacture of computer, electronic and optical products	88	311	311	-	55	55	-	126	126	-	42	42	-	88	88	-	-	-	-
261	Manufacture of electronic components and boards	14	42	42	-	-	-	-	14	14	-	14	14	-	14	14	-	-	-	-
2610	Manufacture of electronic components and boards	14	42	42	-	-	-	-	14	14	-	14	14	-	14	14	-	-	-	-
26101	Manufacture of capacitors, electronic, resistors, electronic, microprocessors, bare printed circuit boards, electron tubes, electronic connectors, integrated circuits	14	42	42	-	-	-	-	14	14	-	14	14	-	14	14	-	-	-	-
264	Manufacture of consumer electronics	11	66	66	-	55	55	-	-	-	-	-	-	-	11	11	-	-	-	-
2640	Manufacture of consumer electronics	11	66	66	-	55	55	-	-	-	-	-	-	-	11	11	-	-	-	-
26404	Manufacture of radio receivers, speaker systems, amplifiers for musical instruments and public address systems	11	66	66	-	55	55	-	-	-	-	-	-	-	11	11	-	-	-	-
265	Manufacture of measuring, testing, navigating and control equipment; watches and clocks	28	168	168	-	-	-	-	112	112	-	28	28	-	28	28	-	-	-	-
2652	Manufacture of watches and clocks	28	168	168	-	-	-	-	112	112	-	28	28	-	28	28	-	-	-	-
26521	Manufacture of watches and clocks, watch and clock cases, components for clocks and watches	28	168	168	-	-	-	-	112	112	-	28	28	-	28	28	-	-	-	-
267	Manufacture of optical instruments and photographic equipment	35	35	35	-	-	-	-	-	-	-	-	-	-	35	35	-	-	-	-
2670	Manufacture of optical instruments and photographic equipment	35	35	35	-	-	-	-	-	-	-	-	-	-	35	35	-	-	-	-
26705	Manufacture of film cameras and digital cameras	35	35	35	-	-	-	-	-	-	-	-	-	-	35	35	-	-	-	-
27	Manufacture of electrical equipment	2553	7704	7442	262	3190	3035	155	767	767	-	994	994	-	2498	2427	71	255	219	36
271	Manufacture of electric motors, generators, transformers and electricity distribution and control apparatus	847	2298	2275	23	1104	1081	23	169	169	-	210	210	-	815	815	-	-	-	-
2710	Manufacture of electric motors, generators, transformers and electricity distribution and control apparatus	847	2298	2275	23	1104	1081	23	169	169	-	210	210	-	815	815	-	-	-	-
27101	Manufacture of distribution electric / arc-welding transformers / substation transformers for electric power distribution	11	99	99	-	-	-	-	88	88	-	-	-	-	11	11	-	-	-	-

Indsutry Major Groups		No. of reporting manufactruing units	Total			Regular Employees			Contract/Casual Employees			Contributing Family Workers			Own Account Worker			Others		
PSIC Code	Description		Total	Male	Female	Total	Male	Female	Total	Male	Female	Total	Male	Female	Total	Male	Female	Total	Male	Female
1	2	3	4	5	6	7	8	9	10	11	12	13	14	15	16	17	18	19	20	21
27102	Manufacture of transmission and distribution voltage regulators / electric motors / power generators / prime mover generator sets / armatures etc.	54	196	196	-	142	142	-	-	-	-	-	-	-	54	54	-	-	-	-
27103	Manufacture of power circuit breakers / surge suppressors / control panels for electric power distribution / electrical relays etc.	478	932	909	23	354	331	23	81	81	-	51	51	-	446	446	-	-	-	-
27104	Manufacture of duct for electrical switchboard apparatus / electric fuses / power switching equipment / electric power switches	162	642	642	-	442	442	-	-	-	-	38	38	-	162	162	-	-	-	-
27109	Others (Manufacture of electric motors, generators, transformers and electricity distribution and control apparatus)	142	429	429	-	166	166	-	-	-	-	121	121	-	142	142	-	-	-	-
273	Manufacture of wiring and wiring devices	623	2558	2498	60	1479	1419	60	148	148	-	308	308	-	623	623	-	-	-	-
2732	Manufacture of other electronic and electric wires and cables	224	1504	1504	-	1152	1152	-	-	-	-	128	128	-	224	224	-	-	-	-
27320	Manufacture of insulated wire and cable, made of steel, copper, aluminium	224	1504	1504	-	1152	1152	-	-	-	-	128	128	-	224	224	-	-	-	-
2733	Manufacture of wiring devices	399	1054	994	60	327	267	60	148	148	-	180	180	-	399	399	-	-	-	-
27331	Manufacture of bus bars, electrical conductors, GFCI (ground fault circuit interrupters), lamp holders, coils, switches/ boxes for electrical wiring, electrical outlets and sockets, electrical conduit and fitting etc.	333	868	868	-	207	207	-	148	148	-	180	180	-	333	333	-	-	-	-
27333	Manufacture of plastic non current-carrying wiring devices including plastic junction boxes, face plates, and similar, plastic pole line fittings etc.	66	186	126	60	120	60	60	-	-	-	-	-	-	66	66	-	-	-	-
274	Manufacture of electric lighting equipment	209	711	711	-	86	86	-	324	324	-	92	92	-	186	186	-	23	23	-
2740	Manufacture of electric lighting equipment	209	711	711	-	86	86	-	324	324	-	92	92	-	186	186	-	23	23	-
27401	Manufacture of lamps, fixtures and bulbs, ceiling lighting fixtures, chandeliers, table lamps, flashlights, electric insect lamps, lanterns, spotlights etc.	209	711	711	-	86	86	-	324	324	-	92	92	-	186	186	-	23	23	-
275	Manufacture of domestic appliances	100	248	213	35	48	48	-	25	25	-	75	75	-	100	65	35	-	-	-
2750	Manufacture of domestic appliances	100	248	213	35	48	48	-	25	25	-	75	75	-	100	65	35	-	-	-

Indsutry Major Groups		No. of reporting manufactruing units	Total			Regular Employees			Contract/Casual Employees			Contributing Family Workers			Own Account Worker			Others		
PSIC Code	Description		Total	Male	Female	Total	Male	Female	Total	Male	Female	Total	Male	Female	Total	Male	Female	Total	Male	Female
1	2	3	4	5	6	7	8	9	10	11	12	13	14	15	16	17	18	19	20	21
27501	Manufacture of domestic electric appliances (see description for detail)	84	184	149	35	-	-	-	25	25	-	75	75	-	84	49	35	-	-	-
27503	Manufacture of domestic non-electric cooking and heating equipment	16	64	64	-	48	48	-	-	-	-	-	-	-	16	16	-	-	-	-
279	Manufacture of other electrical equipment	774	1889	1745	144	473	401	72	101	101	-	309	309	-	774	738	36	232	196	36
2790	Manufacture of other electrical equipment	774	1889	1745	144	473	401	72	101	101	-	309	309	-	774	738	36	232	196	36
27901	Manufacture of battery chargers, door opening and closing devices, electrical, bells, tanning beds	54	208	208	-	16	16	-	46	46	-	92	92	-	54	54	-	-	-	-
27902	Manufacture of uninterruptible power supplies (UPS), power supplies	618	1405	1261	144	382	310	72	55	55	-	133	133	-	618	582	36	217	181	36
27905	Manufacture of electrical welding and soldering equipment, including hand-held soldering irons	60	150	150	-	75	75	-	-	-	-	-	-	-	60	60	-	15	15	-
27909	Manufacture of other electrical equipment n.e.c.	42	126	126	-	-	-	-	-	-	-	84	84	-	42	42	-	-	-	-
28	Manufacture of machinery and equipment n.e.c.	5004	11717	11507	210	2547	2547	-	1712	1678	34	2141	2002	139	4813	4776	37	504	504	-
281	Manufacture of general-purpose machinery	1220	3165	3112	53	715	715	-	689	689	-	541	525	16	1220	1183	37	-	-	-
2811	Manufacture of engines and turbines, except aircraft, vehicle and cycle engines	683	1540	1524	16	303	303	-	317	317	-	237	221	16	683	683	-	-	-	-
28112	Manufacture of turbines and parts thereof, boiler-turbine sets, turbine-generator sets etc.	683	1540	1524	16	303	303	-	317	317	-	237	221	16	683	683	-	-	-	-
2813	Manufacture of other pumps, compressors, taps and valves	201	584	584	-	300	300	-	-	-	-	83	83	-	201	201	-	-	-	-
28131	Manufacture of air or vacuum pumps, air or other gas compressors	108	378	378	-	270	270	-	-	-	-	-	-	-	108	108	-	-	-	-
28134	Manufacture of industrial taps and valves, including regulating valves and intake taps, sanitary taps and valves, heating taps and valves, hand pumps etc.	93	206	206	-	30	30	-	-	-	-	83	83	-	93	93	-	-	-	-
2814	Manufacture of bearings, gears, gearing and driving elements	28	112	112	-	56	56	-	-	-	-	28	28	-	28	28	-	-	-	-
28143	Manufacture of gears, gearing and gear boxes and other speed changers, clutches & shaft couplings, flywheels & pulleys, power transmission chain etc.	28	112	112	-	56	56	-	-	-	-	28	28	-	28	28	-	-	-	-
2815	Manufacture of ovens, furnaces and furnace burners	135	405	405	-	-	-	-	105	105	-	165	165	-	135	135	-	-	-	-

Indsutry Major Groups		No. of reporting manufactruing units	Total			Regular Employees			Contract/Casual Employees			Contributing Family Workers			Own Account Worker			Others		
PSIC Code	Description		Total	Male	Female	Total	Male	Female	Total	Male	Female	Total	Male	Female	Total	Male	Female	Total	Male	Female
1	2	3	4	5	6	7	8	9	10	11	12	13	14	15	16	17	18	19	20	21
28151	Manufacture of electrical and other furnaces, ovens, incinerators, burners etc.	30	90	90	-	-	-	-	-	-	-	60	60	-	30	30	-	-	-	-
28152	Manufacture of permanent mount electric heaters, non-electric household heating equipment etc.	105	315	315	-	-	-	-	105	105	-	105	105	-	105	105	-	-	-	-
2818	Manufacture of power-driven hand tools	46	55	18	37	-	-	-	9	9	-	-	-	-	46	9	37	-	-	-
28180	Manufacture of hand tools, with self-contained electric or non-electric motor or pneumatic drive (see note for detail)	46	55	18	37	-	-	-	9	9	-	-	-	-	46	9	37	-	-	-
2819	Manufacture of other general-purpose machinery	127	469	469	-	56	56	-	258	258	-	28	28	-	127	127	-	-	-	-
28191	Manufacture of industrial refrigerating or freezing equipment, air-conditioning machines, non-domestic fans etc.	28	84	84	-	-	-	-	56	56	-	-	-	-	28	28	-	-	-	-
28193	Manufacture of filtering or purifying machinery and apparatus for liquids, equipment for projecting, dispersing or spraying liquids or powders	60	204	204	-	42	42	-	88	88	-	14	14	-	60	60	-	-	-	-
28199	Manufacture of other general-purpose machinery n.e.c.	39	181	181	-	14	14	-	114	114	-	14	14	-	39	39	-	-	-	-
282	Manufacture of special-purpose machinery	3784	8552	8395	157	1832	1832	-	1023	989	34	1600	1477	123	3593	3593	-	504	504	-
2821	Manufacture of agricultural and forestry machinery	1991	4538	4381	157	720	720	-	402	368	34	1153	1030	123	1934	1934	-	329	329	-
28211	Manufacture of tractors used in agriculture and forestry	50	50	50	-	-	-	-	-	-	-	-	-	-	50	50	-	-	-	-
28214	Manufacture of agricultural machinery for soil preparation, planting or fertilizing	1121	2868	2711	157	434	434	-	267	233	34	916	793	123	1100	1100	-	151	151	-
28215	Manufacture of harvesting or threshing machinery	532	1050	1050	-	148	148	-	100	100	-	198	198	-	496	496	-	108	108	-
28217	Manufacture of spraying machinery for agricultural use	168	168	168	-	-	-	-	-	-	-	-	-	-	168	168	-	-	-	-
28219	Manufacture of diverse agricultural machinery n.e.c.	120	402	402	-	138	138	-	35	35	-	39	39	-	120	120	-	70	70	-
2822	Manufacture of metal-forming machinery and machine tools	767	1410	1410	-	119	119	-	103	103	-	264	264	-	749	749	-	175	175	-
28222	Manufacture of machine tools for turning, drilling, milling, shaping, planning, boring, grinding etc.	147	219	219	-	-	-	-	21	21	-	69	69	-	129	129	-	-	-	-
28224	Manufacture of punch presses, hydraulic presses, hydraulic brakes, drop hammers, forging machines etc.	35	140	140	-	-	-	-	-	-	-	105	105	-	35	35	-	-	-	-

Indsutry Major Groups		No. of reporting manufactruing units	Total			Regular Employees			Contract/Casual Employees			Contributing Family Workers			Own Account Worker			Others		
PSIC Code	Description		Total	Male	Female	Total	Male	Female	Total	Male	Female	Total	Male	Female	Total	Male	Female	Total	Male	Female
1	2		4	5	6	7	8	9	10	11	12	13	14	15	16	17	18	19	20	21
28227	Manufacture of parts and accessories for the machine tools listed above	585	1051	1051	-	119	119	-	82	82	-	90	90	-	585	585	-	175	175	-
2823	Manufacture of machinery for metallurgy	3	12	12	-	-	-	-	9	9	-	-	-	-	3	3	-	-	-	-
28232	Manufacture of metal-rolling mills and rolls for such mills	3	12	12	-	-	-	-	9	9	-	-	-	-	3	3	-	-	-	-
2825	Manufacture of machinery for food, beverage and tobacco processing	81	173	173	-	83	83	-	9	9	-	-	-	-	81	81	-	-	-	-
28256	Manufacture of machinery for the extraction or preparation of animal or vegetable fats or oils	20	100	100	-	80	80	-	-	-	-	-	-	-	20	20	-	-	-	-
28257	Manufacture of machinery for the preparation of tobacco and for the making of cigarettes or cigars, or for pipe or chewing tobacco or snuff	61	73	73	-	3	3	-	9	9	-	-	-	-	61	61	-	-	-	-
2826	Manufacture of machinery for textile, apparel and leather production	917	2344	2344	-	910	910	-	450	450	-	183	183	-	801	801	-	-	-	-
28262	Manufacture of auxiliary machines or equipment for textile machinery	850	2106	2106	-	820	820	-	450	450	-	102	102	-	734	734	-	-	-	-
28264	Manufacture of machinery for fabric processing	18	126	126	-	90	90	-	-	-	-	18	18	-	18	18	-	-	-	-
28266	Manufacture of sewing machines	49	112	112	-	-	-	-	-	-	-	63	63	-	49	49	-	-	-	-
2829	Manufacture of other special-purpose machinery	25	75	75	-	-	-	-	50	50	-	-	-	-	25	25	-	-	-	-
28296	Manufacture of diverse special-purpose machinery and equipment	25	75	75	-	-	-	-	50	50	-	-	-	-	25	25	-	-	-	-
29	Manufacture of motor vehicles, trailers and semi-trailers	6631	18740	18468	272	4049	4049	-	4538	4458	80	3117	3081	36	6578	6422	156	458	458	-
291	Manufacture of motor vehicles	134	268	268	-	-	-	-	67	67	-	67	67	-	134	134	-	-	-	-
2910	Manufacture of motor vehicles	134	268	268	-	-	-	-	67	67	-	67	67	-	134	134	-	-	-	-
29103	Manufacture of other motor vehicles	134	268	268	-	-	-	-	67	67	-	67	67	-	134	134	-	-	-	-
292	Manufacture of bodies (coachwork) for motor vehicles; manufacture of trailers and semi-trailers	1260	4300	4300	-	1073	1073	-	711	711	-	1086	1086	-	1239	1239	-	191	191	-
2920	Manufacture of bodies (coachwork) for motor vehicles; manufacture of trailers and semi-trailers	1260	4300	4300	-	1073	1073	-	711	711	-	1086	1086	-	1239	1239	-	191	191	-
29201	Manufacture of bodies, including cabs for motor vehicles and outfitting of all types	653	2211	2211	-	336	336	-	447	447	-	780	780	-	632	632	-	16	16	-
29202	Manufacture of trailers and semi-trailers	221	785	785	-	144	144	-	173	173	-	142	142	-	221	221	-	105	105	-
29203	Manufacture of containers for carriage by one or more modes of transport	386	1304	1304	-	593	593	-	91	91	-	164	164	-	386	386	-	70	70	-

Indsutry Major Groups		No. of reporting manufactruing units	Total			Regular Employees			Contract/Casual Employees			Contributing Family Workers			Own Account Worker			Others		
PSIC Code	Description		Total	Male	Female	Total	Male	Female	Total	Male	Female	Total	Male	Female	Total	Male	Female	Total	Male	Female
1	2	3	4	5	6	7	8	9	10	11	12	13	14	15	16	17	18	19	20	21
293	Manufacture of parts and accessories for motor vehicles	5147	13947	13690	257	2931	2931	-	3760	3680	80	1889	1853	36	5100	4959	141	267	267	-
2930	Manufacture of parts and accessories for motor vehicles	5147	13947	13690	257	2931	2931	-	3760	3680	80	1889	1853	36	5100	4959	141	267	267	-
29301	Manufacture of diverse parts and accessories for motor vehicles	1550	4979	4907	72	1221	1221	-	1506	1506	-	729	693	36	1523	1487	36	-	-	-
29302	Manufacture of parts & accessories of bodies for motor vehicles, car seats etc.	3475	8604	8419	185	1710	1710	-	2170	2090	80	1002	1002	-	3455	3350	105	267	267	-
29303	Manufacture of motor vehicle electrical equipment	122	364	364	-	-	-	-	84	84	-	158	158	-	122	122	-	-	-	-
299		90	225	210	15	45	45	-	-	-	-	75	75	-	105	90	15	-	-	-
2991		60	135	135	-	30	30	-	-	-	-	45	45	-	60	60	-	-	-	-
29913		60	135	135	-	30	30	-	-	-	-	45	45	-	60	60	-	-	-	-
2992		30	90	75	15	15	15	-	-	-	-	30	30	-	45	30	15	-	-	-
29923		30	90	75	15	15	15	-	-	-	-	30	30	-	45	30	15	-	-	-
30	Manufacture of other transport equipment	2524	8346	8304	42	3356	3314	42	851	851	-	1589	1589	-	2474	2474	-	76	76	-
309	Manufacture of transport equipment n.e.c.	2524	8346	8304	42	3356	3314	42	851	851	-	1589	1589	-	2474	2474	-	76	76	-
3091	Manufacture of motorcycles	1389	5262	5220	42	2291	2249	42	604	604	-	932	932	-	1389	1389	-	46	46	-
30911	Manufacture of motorcycles, mopeds and cycles fitted with an auxiliary engine, engines for motorcycles, sidecars etc.	273	840	840	-	470	470	-	33	33	-	64	64	-	273	273	-	-	-	-
30912	Manufacture of parts and accessories for motorcycles	1116	4422	4380	42	1821	1779	42	571	571	-	868	868	-	1116	1116	-	46	46	-
3092	Manufacture of bicycles and invalid carriages	237	868	868	-	410	410	-	-	-	-	221	221	-	237	237	-	-	-	-
30921	Manufacture of non-motorized bicycles and other cycles, parts and accessories of bicycles etc.	113	431	431	-	159	159	-	-	-	-	159	159	-	113	113	-	-	-	-
30922	Manufacture of invalid carriages, their parts & accessories, baby carriages etc.	124	437	437	-	251	251	-	-	-	-	62	62	-	124	124	-	-	-	-
3099	Manufacture of other transport equipment n.e.c.	898	2216	2216	-	655	655	-	247	247	-	436	436	-	848	848	-	30	30	-
30991	Manufacture of hand-propelled vehicles: luggage trucks, handcarts, sledges, shopping carts etc.	270	685	685	-	333	333	-	-	-	-	117	117	-	220	220	-	15	15	-
30992	Manufacture of vehicles drawn by animals: sulkies, donkey-carts, hearses etc.	628	1531	1531	-	322	322	-	247	247	-	319	319	-	628	628	-	15	15	-
31	Manufacture of furniture	47710	122656	121022	1634	26954	26936	18	22213	22213	-	22271	21722	549	45720	44707	1013	5498	5444	54
310	Manufacture of furniture	47710	122656	121022	1634	26954	26936	18	22213	22213	-	22271	21722	549	45720	44707	1013	5498	5444	54
3100	Manufacture of furniture	47710	122656	121022	1634	26954	26936	18	22213	22213	-	22271	21722	549	45720	44707	1013	5498	5444	54

Indsutry Major Groups		No. of reporting manufactruing units	Total			Regular Employees			Contract/Casual Employees			Contributing Family Workers			Own Account Worker			Others		
PSIC Code	Description		Total	Male	Female	Total	Male	Female	Total	Male	Female	Total	Male	Female	Total	Male	Female	Total	Male	Female
1	2		4	5	6	7	8	9	10	11	12	13	14	15	16	17	18	19	20	21
31001	Manufacture of chairs and seats, sofas, sofa beds and sofa sets	37845	99107	98150	957	22624	22606	18	18674	18674	-	17454	17131	323	36016	35433	583	4339	4306	33
31002	Manufacture of special furniture for shops: counters, display cases, shelves etc., for churches, schools, restaurants	549	962	962	-	230	230	-	47	47	-	136	136	-	549	549	-	-	-	-
31003	Manufacture of office furniture	159	507	507	-	186	186	-	125	125	-	37	37	-	159	159	-	-	-	-
31004	Manufacture of kitchen furniture, furniture for bedrooms etc., cabinets	6447	14671	14256	415	2437	2437	-	1681	1681	-	3240	3097	143	6365	6114	251	948	927	21
31005	Manufacture of laboratory benches, stools and other laboratory seating, laboratory furniture (e.g. cabinets and tables)	682	2295	2282	13	55	55	-	1157	1157	-	389	376	13	603	603	-	91	91	-
31009	Manufacture of other furniture n.e.c.	2028	5114	4865	249	1422	1422	-	529	529	-	1015	945	70	2028	1849	179	120	120	-
32	Other manufacturing	50246	102105	77753	24352	9024	8864	160	10635	9911	724	30047	18803	11244	49275	37501	11774	3124	2674	450
321	Manufacture of jewellery, bijouterie and related articles	30747	58661	56436	2225	3986	3983	3	6392	6336	56	15670	14542	1128	30110	29102	1008	2503	2473	30
3211	Manufacture of jewellery and related articles	29954	57349	56181	1168	3986	3983	3	6301	6301	-	15242	14478	764	29345	28946	399	2475	2473	2
32111	Production of worked pearls	122	202	202	-	80	80	-	-	-	-	-	-	-	122	122	-	-	-	-
32112	Production of precious and semi-precious stones / diamonds in the worked state	108	248	248	-	-	-	-	-	-	-	140	140	-	108	108	-	-	-	-
32113	Manufacture of jewellery, goldsmiths' articles	29518	56452	55284	1168	3836	3833	3	6301	6301	-	14931	14167	764	28909	28510	399	2475	2473	2
32114	Manufacture of precious metal watch bands, wristbands, watch straps and cigarette cases etc.	206	447	447	-	70	70	-	-	-	-	171	171	-	206	206	-	-	-	-
3212	Manufacture of imitation jewellery and related articles	793	1312	255	1057	-	-	-	91	35	56	428	64	364	765	156	609	28	-	28
32121	Manufacture of costume or imitation jewellery	793	1312	255	1057	-	-	-	91	35	56	428	64	364	765	156	609	28	-	28
322	Manufacture of musical instruments	324	643	643	-	-	-	-	54	54	-	292	292	-	297	297	-	-	-	-
3220	Manufacture of musical instruments	324	643	643	-	-	-	-	54	54	-	292	292	-	297	297	-	-	-	-
32202	Manufacture of musical instruments, the sound of which is produced electronically, musical boxes, fairground organs, calliopes etc., instrument parts and accessories	62	186	186	-	-	-	-	54	54	-	97	97	-	35	35	-	-	-	-
32209	Manufacture of other musical instruments n.e.c.	262	457	457	-	-	-	-	-	-	-	195	195	-	262	262	-	-	-	-
323	Manufacture of sports goods	11835	22856	5950	16906	615	545	70	1456	788	668	8530	1164	7366	11835	3453	8382	420	-	420
3230	Manufacture of sports goods	11835	22856	5950	16906	615	545	70	1456	788	668	8530	1164	7366	11835	3453	8382	420	-	420
32301	Manufacture of foot balls	11323	21521	4720	16801	280	210	70	1151	483	668	8382	1051	7331	11288	2976	8312	420	-	420
32302	Manufacture of rackets, bats	125	375	375	-	-	-	-	250	250	-	-	-	-	125	125	-	-	-	-

Indsutry Major Groups		No. of reporting manufactruing units	Total			Regular Employees			Contract/Casual Employees			Contributing Family Workers			Own Account Worker			Others		
PSIC Code	Description		Total	Male	Female	Total	Male	Female	Total	Male	Female	Total	Male	Female	Total	Male	Female	Total	Male	Female
1	2	3	4	5	6	7	8	9	10	11	12	13	14	15	16	17	18	19	20	21
32309	Manufacture of other articles and equipment for sports, outdoor and indoor games, of any material n.e.c.	387	960	855	105	335	335	-	55	55	-	148	113	35	422	352	70	-	-	-
324	Manufacture of games and toys	484	1128	946	182	102	102	-	194	194	-	348	229	119	484	421	63	-	-	-
3240	Manufacture of games and toys	484	1128	946	182	102	102	-	194	194	-	348	229	119	484	421	63	-	-	-
32401	Manufacture of dolls and doll garments, parts and accessories, action figures, toy animals, musical instruments,	241	549	367	182	48	48	-	70	70	-	190	71	119	241	178	63	-	-	-
32402	Manufacture of playing cards, games, chess etc.,	3	12	12	-	-	-	-	9	9	-	-	-	-	3	3	-	-	-	-
32403	Manufacture of coin-operated games, billiards, special tables for games, etc.	21	21	21	-	-	-	-	-	-	-	-	-	-	21	21	-	-	-	-
32409	Manufacture of other games and toys n.e.c.	219	546	546	-	54	54	-	115	115	-	158	158	-	219	219	-	-	-	-
325	Manufacture of medical and dental instruments and supplies	3367	11414	11240	174	4039	3952	87	2425	2425	-	1484	1455	29	3292	3234	58	174	174	-
3250	Manufacture of medical and dental instruments and supplies	3367	11414	11240	174	4039	3952	87	2425	2425	-	1484	1455	29	3292	3234	58	174	174	-
32501	Manufacture of surgical drapes and sterile string and tissue	1782	6315	6228	87	2261	2174	87	1597	1597	-	681	681	-	1776	1776	-	-	-	-
32502	Manufacture of dental fillings and cements (except denture adhesives), dental wax and other dental plaster preparations	83	185	185	-	55	55	-	-	-	-	47	47	-	83	83	-	-	-	-
32505	Manufacture of medical, surgical, dental or veterinary furniture	446	1809	1809	-	971	971	-	16	16	-	376	376	-	446	446	-	-	-	-
32506	Manufacture of dental instruments (including dentists' chairs incorporating dental equipment), orthopaedic and prosthetic devices	745	2216	2216	-	457	457	-	734	734	-	175	175	-	676	676	-	174	174	-
32507	Manufacture of bone plates and screws, syringes, needles, catheters, cannulae, etc., artificial teeth, bridges, etc., medical thermometers, bone reconstruction cements	26	126	126	-	41	41	-	15	15	-	44	44	-	26	26	-	-	-	-
32508	Manufacture of ophthalmic goods, eyeglasses, sunglasses, lenses ground to prescription, contact lenses, safety goggles	71	178	178	-	-	-	-	45	45	-	62	62	-	71	71	-	-	-	-
32509	Manufacture of other medical and dental instruments and supplies n.e.c.	214	585	498	87	254	254	-	18	18	-	99	70	29	214	156	58	-	-	-
329	Other manufacturing n.e.c.	3489	7403	2538	4865	282	282	-	114	114	-	3723	1121	2602	3257	994	2263	27	27	-

Indsutry Major Groups		No. of reporting manufactruing units	Total			Regular Employees			Contract/Casual Employees			Contributing Family Workers			Own Account Worker			Others		
PSIC Code	Description		Total	Male	Female	Total	Male	Female	Total	Male	Female	Total	Male	Female	Total	Male	Female	Total	Male	Female
1	2	3	4	5	6	7	8	9	10	11	12	13	14	15	16	17	18	19	20	21
3290	Other manufacturing n.e.c.	3481	7387	2522	4865	282	282	-	106	106	-	3723	1121	2602	3249	986	2263	27	27	-
32901	Manufacture of protective safety equipment	85	152	152	-	-	-	-	-	-	-	40	40	-	85	85	-	27	27	-
32902	Manufacture of brooms and brushes, including brushes constituting parts of machines, shoe and clothes brushes,	1645	3120	1568	1552	282	282	-	106	106	-	1319	572	747	1413	608	805	-	-	-
32903	Manufacture of pens and pencils of all kinds whether or not mechanical, pencil leads, stamps etc.	1701	3915	702	3213	-	-	-	-	-	-	2214	459	1755	1701	243	1458	-	-	-
32909	Others manufacturing n.e.c.	50	200	100	100	-	-	-	-	-	-	150	50	100	50	50	-	-	-	-
3299		8	16	16	-	-	-	-	8	8	-	-	-	-	8	8	-	-	-	-
32992		8	16	16	-	-	-	-	8	8	-	-	-	-	8	8	-	-	-	-
33	Repair and installation of machinery and equipment	9155	18746	18695	51	1675	1675	-	4904	4904	-	3124	3073	51	8803	8803	-	240	240	-
331	Repair of fabricated metal products, machinery and equipment	8963	18257	18206	51	1675	1675	-	4694	4694	-	3037	2986	51	8611	8611	-	240	240	-
3311	Repair of fabricated metal products	54	126	126	-	54	54	-	-	-	-	18	18	-	54	54	-	-	-	-
33119	Repair of other fabricated metal products n.e.c.	54	126	126	-	54	54	-	-	-	-	18	18	-	54	54	-	-	-	-
3312	Repair of machinery	2305	3960	3960	-	284	284	-	822	822	-	667	667	-	2187	2187	-	-	-	-
33127	Repair and maintenance of miscellaneous machinery	1883	3197	3197	-	150	150	-	650	650	-	529	529	-	1868	1868	-	-	-	-
33128	Repair and maintenance of weighing equipment, vending machines, photocopy machines, calculators, typewriters etc.	131	360	360	-	134	134	-	134	134	-	64	64	-	28	28	-	-	-	-
33129	Repair of other machinery n.e.c.	291	403	403	-	-	-	-	38	38	-	74	74	-	291	291	-	-	-	-
3313	Repair of electronic and optical equipment	411	901	901	-	340	340	-	-	-	-	180	180	-	381	381	-	-	-	-
33131	Repair and maintenance of the measuring, testing, navigating and control equipment of group 265	375	865	865	-	340	340	-	-	-	-	180	180	-	345	345	-	-	-	-
33132	Repair and maintenance of irradiation, electro-medical and electrotherapeutic equipment of class 2660	36	36	36	-	-	-	-	-	-	-	-	-	-	36	36	-	-	-	-
3314	Repair of electrical equipment	4688	9765	9765	-	755	755	-	2715	2715	-	1527	1527	-	4624	4624	-	144	144	-
33141	Repair and maintenance of power, distribution, and specialty transformers	325	879	879	-	166	166	-	141	141	-	247	247	-	325	325	-	-	-	-
33142	Repair and maintenance of electric motors, generators etc	3654	7601	7601	-	503	503	-	2442	2442	-	958	958	-	3590	3590	-	108	108	-

Indsutry Major Groups		No. of reporting manufactruing units	Total			Regular Employees			Contract/Casual Employees			Contributing Family Workers			Own Account Worker			Others		
PSIC Code	Description		Total	Male	Female	Total	Male	Female	Total	Male	Female	Total	Male	Female	Total	Male	Female	Total	Male	Female
1	2		4	5	6	7	8	9	10	11	12	13	14	15	16	17	18	19	20	21
33143	Repair and maintenance of switchgear and switchboard apparatus, relays and industrial controls, electric lighting equipment, primary and storage batteries etc.	573	1104	1104	-	50	50	-	123	123	-	322	322	-	573	573	-	36	36	-
33144	Repair and maintenance of current-carrying wiring devices and non current-carrying wiring devices for wiring electrical circuits etc.	136	181	181	-	36	36	-	9	9	-	-	-	-	136	136	-	-	-	-
3315	Repair of transport equipment, except motor vehicles	938	2537	2537	-	242	242	-	1010	1010	-	251	251	-	938	938	-	96	96	-
33151	Repair and routine maintenance of ships	2	2	2	-	-	-	-	-	-	-	-	-	-	2	2	-	-	-	-
33153	Repair and maintenance of locomotives and railroad cars (except factory rebuilding or factory conversion)	838	2329	2329	-	215	215	-	974	974	-	206	206	-	838	838	-	96	96	-
33155	Repair of animal drawn buggies and wagons	98	206	206	-	27	27	-	36	36	-	45	45	-	98	98	-	-	-	-
3319	Repair of other equipment	567	968	917	51	-	-	-	147	147	-	394	343	51	427	427	-	-	-	-
33193	Restoring of organs and other historical musical instruments	36	36	36	-	-	-	-	-	-	-	-	-	-	36	36	-	-	-	-
33199	Repair of other equipment n.e.c.	531	932	881	51	-	-	-	147	147	-	394	343	51	391	391	-	-	-	-
332	Installation of industrial machinery and equipment	192	489	489	-	-	-	-	210	210	-	87	87	-	192	192	-	-	-	-
3320	Installation of industrial machinery and equipment	192	489	489	-	-	-	-	210	210	-	87	87	-	192	192	-	-	-	-
33201	Installation of industrial machinery in industrial plant and industrial process control equipment	175	455	455	-	-	-	-	210	210	-	70	70	-	175	175	-	-	-	-
33202	Installation of other industrial equipment like communications equipment, mainframe and similar computers, irradiation and electro-medical equipment etc	17	34	34	-	-	-	-	-	-	-	17	17	-	17	17	-	-	-	-
URBAN		1046935	2241643	1242992	998651	194873	192544	2329	222872	219054	3818	778592	274259	504333	1022991	537296	485695	22315	19839	2476
10	Manufacture of food products	131554	263238	254626	8612	40689	40358	331	29144	28870	274	64153	59701	4452	128060	124505	3555	1192	1192	-
101	Processing and preserving of meat	1211	3885	3885	-	2561	2561	-	113	113	-	-	-	-	1211	1211	-	-	-	-
1010	Processing and preserving of meat	1211	3885	3885	-	2561	2561	-	113	113	-	-	-	-	1211	1211	-	-	-	-
10103	Production of dried, salted or smoked meat	1088	3568	3568	-	2384	2384	-	96	96	-	-	-	-	1088	1088	-	-	-	-
10104	Production of meat products	52	104	104	-	35	35	-	17	17	-	-	-	-	52	52	-	-	-	-
10107	Processing of animal offal	71	213	213	-	142	142	-	-	-	-	-	-	-	71	71	-	-	-	-
103	Processing and preserving of fruit and vegetables	1132	3794	3003	791	141	141	-	1016	1016	-	1505	1074	431	1132	772	360	-	-	-
1030	Processing and preserving of fruit and vegetables	1132	3794	3003	791	141	141	-	1016	1016	-	1505	1074	431	1132	772	360	-	-	-

Indsutry Major Groups		No. of reporting manufactruing units	Total			Regular Employees			Contract/Casual Employees			Contributing Family Workers			Own Account Worker			Others		
PSIC Code	Description		Total	Male	Female	Total	Male	Female	Total	Male	Female	Total	Male	Female	Total	Male	Female	Total	Male	Female
1	2	3	4	5	6	7	8	9	10	11	12	13	14	15	16	17	18	19	20	21
10301	Manufacture of food consisting chiefly of fruit or vegetables/ manufacture of perishable prepared foods of fruit and vegetables, such as: Salads, peeled or cut vegetables, tofu (bean curd)	117	316	316	-	-	-	-	105	105	-	94	94	-	117	117	-	-	-	-
10302	Preserving of fruit, nuts or vegetables	443	1110	354	756	141	141	-	-	-	-	526	130	396	443	83	360	-	-	-
10303	Manufacture of fruit or vegetable food products	96	142	107	35	-	-	-	11	11	-	35	-	35	96	96	-	-	-	-
10304	Manufacture of fruit or vegetable juices/ concentrates	76	76	76	-	-	-	-	-	-	-	-	-	-	76	76	-	-	-	-
10309	Others (Processing and Preserving of fruit and vegetables)	400	2150	2150	-	-	-	-	900	900	-	850	850	-	400	400	-	-	-	-
104	Manufacture of vegetable and animal oils and fats	1452	2778	2741	37	425	425	-	123	123	-	762	762	-	1468	1431	37	-	-	-
1040	Manufacture of vegetable and animal oils and fats	1452	2778	2741	37	425	425	-	123	123	-	762	762	-	1468	1431	37	-	-	-
10401	Manufacture of crude / refined vegetable oils and their processing	405	876	876	-	143	143	-	72	72	-	256	256	-	405	405	-	-	-	-
10402	Manufacture of non-defatted flour or meal of oilseeds, oil nuts or oil kernels	435	709	709	-	133	133	-	-	-	-	141	141	-	435	435	-	-	-	-
10405	Production of cotton linters	36	108	108	-	-	-	-	-	-	-	72	72	-	36	36	-	-	-	-
10406	Production of oilcakes and other residual products of oil production	438	724	687	37	63	63	-	35	35	-	188	188	-	438	401	37	-	-	-
10409	Others (Manufacture of vegetable and animal oils and fats)	138	361	361	-	86	86	-	16	16	-	105	105	-	154	154	-	-	-	-
105	Manufacture of dairy products	8396	20189	18262	1927	3350	3290	60	3034	3034	-	5099	3878	1221	8679	8033	646	27	27	-
1050	Manufacture of dairy products	8396	20189	18262	1927	3350	3290	60	3034	3034	-	5099	3878	1221	8679	8033	646	27	27	-
10501	Manufacture of fresh liquid milk, pasteurized, sterilized, homogenized and/or ultra heat treated/ manufacture of milk-based drinks	362	1237	912	325	50	50	-	65	65	-	760	435	325	362	362	-	-	-	-
10502	Manufacture of cream from fresh liquid milk	549	1302	1194	108	293	293	-	35	35	-	461	389	72	513	477	36	-	-	-
10503	Manufacture of dried or concentrated milk	105	420	420	-	-	-	-	280	280	-	35	35	-	105	105	-	-	-	-
10504	Manufacture of butter/ cheese etc.	1742	3703	2923	780	687	627	60	34	34	-	859	589	270	2123	1673	450	-	-	-
10505	Manufacture of yoghurt	3868	7266	7128	138	352	352	-	1423	1423	-	1623	1485	138	3868	3868	-	-	-	-
10506	Manufacture of ice cream and other edible ice/ Manufacture of milk or cream in solid form	891	3507	3359	148	1185	1185	-	1005	1005	-	496	422	74	794	720	74	27	27	-
10509	Others (Manufacture of dairy products)	879	2754	2326	428	783	783	-	192	192	-	865	523	342	914	828	86	-	-	-
106	Manufacture of grain mill products, starches and starch products	94881	148986	144630	4356	11858	11786	72	6584	6436	148	38113	36236	1877	91801	89542	2259	630	630	-
1061	Manufacture of grain mill products	94734	148779	144423	4356	11858	11786	72	6544	6396	148	38093	36216	1877	91654	89395	2259	630	630	-

Indsutry Major Groups		No. of reporting manufactruing units	Total			Regular Employees			Contract/Casual Employees			Contributing Family Workers			Own Account Worker			Others		
PSIC Code	Description		Total	Male	Female	Total	Male	Female	Total	Male	Female	Total	Male	Female	Total	Male	Female	Total	Male	Female
1	2	3	4	5	6	7	8	9	10	11	12	13	14	15	16	17	18	19	20	21
10611	Grain milling	88423	133853	129904	3949	8662	8590	72	4345	4232	113	34664	33073	1591	85587	83414	2173	595	595	-
10612	Rice milling	358	1036	1036	-	27	27	-	390	390	-	261	261	-	358	358	-	-	-	-
10613	Vegetable milling	108	179	179	-	5	5	-	56	56	-	10	10	-	108	108	-	-	-	-
10614	Manufacture of cereal breakfast foods	80	185	185	-	-	-	-	105	105	-	-	-	-	80	80	-	-	-	-
10615	Manufacture of flour mixes and prepared blended flour and dough for bread, cakes, biscuits or pancakes	4802	11153	10976	177	2812	2812	-	1262	1227	35	2472	2330	142	4572	4572	-	35	35	-
10619	Others (Manufacture of grain mill products).	963	2373	2143	230	352	352	-	386	386	-	686	542	144	949	863	86	-	-	-
1062	Manufacture of starches and starch products	147	207	207	-	-	-	-	40	40	-	20	20	-	147	147	-	-	-	-
10621	Manufacture of starches from rice, potatoes, maize etc.	20	80	80	-	-	-	-	40	40	-	20	20	-	20	20	-	-	-	-
10625	Manufacture of corn oil	127	127	127	-	-	-	-	-	-	-	-	-	-	127	127	-	-	-	-
107	Manufacture of other food products	24482	83606	82105	1501	22354	22155	199	18274	18148	126	18674	17751	923	23769	23516	253	535	535	-
1071	Manufacture of bakery products	18442	59926	58779	1147	17584	17434	150	11878	11752	126	12012	11352	660	17917	17706	211	535	535	-
10711	Manufacture of bread and rolls	2752	8779	8718	61	2272	2272	-	2358	2358	-	1577	1516	61	2572	2572	-	-	-	-
10712	Manufacture of fresh/ preserved pastry, cakes, pies, tarts etc.	1904	7914	7674	240	3125	3125	-	1079	981	98	1561	1419	142	1904	1904	-	245	245	-
10713	Manufacture of rusks, biscuits and other “dry” bakery products/ snack products	3800	14889	14500	389	4331	4295	36	3909	3881	28	2932	2663	269	3682	3626	56	35	35	-
10719	Others (Manufacture of bakery products)	9986	28344	27887	457	7856	7742	114	4532	4532	-	5942	5754	188	9759	9604	155	255	255	-
1072	Manufacture of sugar	2928	14728	14679	49	2650	2601	49	4990	4990	-	4311	4311	-	2777	2777	-	-	-	-
10721	Manufacture or refining of sugar and sugar substitutes from the juice of cane, beet, maple and palm etc.	2892	14620	14571	49	2650	2601	49	4990	4990	-	4239	4239	-	2741	2741	-	-	-	-
10722	Manufacture of sugar syrups	36	108	108	-	-	-	-	-	-	-	72	72	-	36	36	-	-	-	-
1073	Manufacture of cocoa, chocolate and sugar confectionery	264	1125	1125	-	35	35	-	617	617	-	209	209	-	264	264	-	-	-	-
10731	Manufacture of cocoa, cocoa butter, cocoa fat, cocoa oil	72	252	252	-	-	-	-	180	180	-	-	-	-	72	72	-	-	-	-
10732	Manufacture of chocolate & chocolate confectionery, sugar confectionery etc.	105	735	735	-	35	35	-	420	420	-	175	175	-	105	105	-	-	-	-
10734	Preserving in sugar of fruit, nuts, fruit peels and other parts of plants	87	138	138	-	-	-	-	17	17	-	34	34	-	87	87	-	-	-	-
1075	Manufacture of prepared meals and dishes	1787	5300	5300	-	2032	2032	-	318	318	-	1200	1200	-	1750	1750	-	-	-	-
10751	Manufacture of meat or poultry dishes	765	2481	2481	-	1043	1043	-	198	198	-	475	475	-	765	765	-	-	-	-

Indsutry Major Groups		No. of reporting manufactruing units	Total			Regular Employees			Contract/Casual Employees			Contributing Family Workers			Own Account Worker			Others		
PSIC Code	Description		Total	Male	Female	Total	Male	Female	Total	Male	Female	Total	Male	Female	Total	Male	Female	Total	Male	Female
1	2	3	4	5	6	7	8	9	10	11	12	13	14	15	16	17	18	19	20	21
10752	Manufacture of fish dishes, including fish and chips	174	467	467	-	174	174	-	51	51	-	68	68	-	174	174	-	-	-	-
10759	Others (Manufacture of prepared meals and dishes)	848	2352	2352	-	815	815	-	69	69	-	657	657	-	811	811	-	-	-	-
1079	Manufacture of other food products n.e.c.	1061	2527	2222	305	53	53	-	471	471	-	942	679	263	1061	1019	42	-	-	-
10795	Manufacture of perishable prepared foods, such as sandwiches, fresh pizza	123	331	331	-	-	-	-	125	125	-	83	83	-	123	123	-	-	-	-
10796	Manufacture of spices, sauces and condiments	71	106	106	-	-	-	-	-	-	-	35	35	-	71	71	-	-	-	-
10798	Processing of salt into food-grade salt, e.g. iodized salt	97	283	248	35	-	-	-	54	54	-	132	97	35	97	97	-	-	-	-
10799	Others (Manufacture of food products)	770	1807	1537	270	53	53	-	292	292	-	692	464	228	770	728	42	-	-	-
11	Manufacture of beverages	483	1629	1629	-	406	406	-	503	503	-	237	237	-	483	483	-	-	-	-
110	Manufacture of beverages	480	1620	1620	-	400	400	-	503	503	-	237	237	-	480	480	-	-	-	-
1104	Manufacture of soft drinks; production of mineral waters and other bottled waters	480	1620	1620	-	400	400	-	503	503	-	237	237	-	480	480	-	-	-	-
11041	Manufacture of non-alcoholic beverages	70	386	386	-	180	180	-	136	136	-	-	-	-	70	70	-	-	-	-
11042	Production of natural mineral waters and other bottled waters	51	96	96	-	45	45	-	-	-	-	-	-	-	51	51	-	-	-	-
11043	Manufacture of soft drinks like lemonade, orangeade, cola, fruit drinks, tonic waters etc.	359	1138	1138	-	175	175	-	367	367	-	237	237	-	359	359	-	-	-	-
113		3	9	9	-	6	6	-	-	-	-	-	-	-	3	3	-	-	-	-
1139		3	9	9	-	6	6	-	-	-	-	-	-	-	3	3	-	-	-	-
11399		3	9	9	-	6	6	-	-	-	-	-	-	-	3	3	-	-	-	-
12	Manufacture of tobacco products	11456	69310	68855	455	7945	7843	102	23322	23272	50	25562	25362	200	11481	11378	103	1000	1000	-
120	Manufacture of tobacco products	11456	69310	68855	455	7945	7843	102	23322	23272	50	25562	25362	200	11481	11378	103	1000	1000	-
1200	Manufacture of tobacco products	11456	69310	68855	455	7945	7843	102	23322	23272	50	25562	25362	200	11481	11378	103	1000	1000	-
12001	Manufacture of tobacco products and products of tobacco substitutes etc.	11378	69155	68752	403	7945	7843	102	23296	23246	50	25536	25336	200	11378	11327	51	1000	1000	-
12009	Others (Manufacture of tobacco products)	78	155	103	52	-	-	-	26	26	-	26	26	-	103	51	52	-	-	-
13	Manufacture of textiles	490215	956979	241106	715873	25918	24967	951	42280	41073	1207	411354	58661	352693	474709	115559	359150	2718	846	1872
131	Spinning, weaving and finishing of textiles	9923	34672	30506	4166	3000	3000	-	16669	16484	185	5609	3586	2023	9394	7436	1958	-	-	-
1311	Preparation and spinning of textile fibres	2435	10841	10522	319	1025	1025	-	6424	6408	16	1070	949	121	2322	2140	182	-	-	-
13111	Preparatory operations on textile fibres	218	983	931	52	89	89	-	580	580	-	145	119	26	169	143	26	-	-	-
13112	Spinning and manufacture of yarn or thread	2217	9858	9591	267	936	936	-	5844	5828	16	925	830	95	2153	1997	156	-	-	-
1312	Weaving of textiles	4298	12999	10417	2582	1580	1580	-	4805	4776	29	2347	802	1545	4267	3259	1008	-	-	-

Indsutry Major Groups		No. of reporting manufactruing units	Total			Regular Employees			Contract/Casual Employees			Contributing Family Workers			Own Account Worker			Others		
PSIC Code	Description		Total	Male	Female	Total	Male	Female	Total	Male	Female	Total	Male	Female	Total	Male	Female	Total	Male	Female
1	2	3	4	5	6	7	8	9	10	11	12	13	14	15	16	17	18	19	20	21
13121	Manufacture of broad woven cotton-type, woollen-type, worsted-type or silk-type fabrics	3081	9789	7613	2176	819	819	-	3887	3887	-	1963	628	1335	3120	2279	841	-	-	-
13122	Manufacture of other broad woven fabrics, using flax, ramie, hemp, jute, bast fibres and special yarns	76	464	464	-	364	364	-	24	24	-	-	-	-	76	76	-	-	-	-
13129	Others (Weaving of textiles)	1141	2746	2340	406	397	397	-	894	865	29	384	174	210	1071	904	167	-	-	-
1313	Finishing of textiles	3190	10832	9567	1265	395	395	-	5440	5300	140	2192	1835	357	2805	2037	768	-	-	-
13131	Bleaching and dyeing of textile fibres, yarns, fabrics and textile articles, including wearing apparel	1934	6856	6338	518	335	335	-	3409	3409	-	1178	1141	37	1934	1453	481	-	-	-
13132	Dressing, drying, steaming, shrinking, mending, Sanforizing, mercerizing of textiles and textile articles, including wearing apparel	854	3214	3004	210	38	38	-	1987	1847	140	720	650	70	469	469	-	-	-	-
13139	Others (Finishing of textiles)	402	762	225	537	22	22	-	44	44	-	294	44	250	402	115	287	-	-	-
139	Manufacture of other textiles	480292	922307	210600	711707	22918	21967	951	25611	24589	1022	405745	55075	350670	465315	108123	357192	2718	846	1872
1391	Manufacture of knitted and crocheted fabrics	670	834	115	719	92	92	-	-	-	-	72	-	72	670	23	647	-	-	-
13910	Manufacture and processing of knitted or crocheted fabrics etc.	670	834	115	719	92	92	-	-	-	-	72	-	72	670	23	647	-	-	-
1392	Manufacture of made-up textile articles, except apparel	27429	61467	20698	40769	1264	1183	81	6074	5796	278	26981	4896	22085	26971	8772	18199	177	51	126
13921	Manufacture, of made-up articles of any textile material	20272	44488	13391	31097	1028	974	54	3081	2803	278	20394	3083	17311	19887	6531	13356	98	-	98
13922	Manufacture of made-up furnishing articles	6354	14611	5547	9064	54	27	27	2157	2157	-	6040	1584	4456	6281	1728	4553	79	51	28
13925		17	51	51	-	-	-	-	34	34	-	-	-	-	17	17	-	-	-	-
13929	Others (Manufacture of made-up textile articles, except apparel)	786	2317	1709	608	182	182	-	802	802	-	547	229	318	786	496	290	-	-	-
1393	Manufacture of carpets and rugs	51934	132481	48163	84318	1061	1001	60	1361	1210	151	83096	26082	57014	46757	19762	26995	206	108	98
13930	Manufacture of textile floor coverings like carpets, rugs and mats, tiles etc.	51934	132481	48163	84318	1061	1001	60	1361	1210	151	83096	26082	57014	46757	19762	26995	206	108	98
1394	Manufacture of cordage, rope, twine and netting	30676	78321	27286	51035	472	472	-	1324	1250	74	44351	3577	40774	32002	21936	10066	172	51	121
13941	Manufacture of twine, cordage, rope and cables of textile fibres or strip or the like	21633	56385	18114	38271	121	121	-	178	104	74	33131	2633	30498	22818	15205	7613	137	51	86
13942	Manufacture of knotted netting of twine, cordage or rope including products of rope or netting	9043	21936	9172	12764	351	351	-	1146	1146	-	11220	944	10276	9184	6731	2453	35	-	35
1399	Manufacture of other textiles n.e.c.	369583	649204	114338	534866	20029	19219	810	16852	16333	519	251245	20520	230725	358915	57630	301285	2163	636	1527
13991	Manufacture of labels, badges etc.	491	1548	1248	300	585	585	-	61	61	-	414	207	207	488	395	93	-	-	-

Indsutry Major Groups		No. of reporting manufactruing units	Total			Regular Employees			Contract/Casual Employees			Contributing Family Workers			Own Account Worker			Others		
PSIC Code	Description		Total	Male	Female	Total	Male	Female	Total	Male	Female	Total	Male	Female	Total	Male	Female	Total	Male	Female
1	2	3	4	5	6	7	8	9	10	11	12	13	14	15	16	17	18	19	20	21
13992	Manufacture of tulles and other net fabrics, and of lace and embroidery/ ornamental trimmings	355028	621812	106918	514894	18689	17969	720	16432	16021	411	239482	16895	222587	345082	55397	289685	2127	636	1491
13999	Others (Manufacture of other textiles)	14064	25844	6172	19672	755	665	90	359	251	108	11349	3418	7931	13345	1838	11507	36	-	36
14	Manufacture of wearing apparel	82830	167540	68968	98572	9994	9764	230	11130	10466	664	69702	13978	55724	75810	33937	41873	904	823	81
141	Manufacture of wearing apparel, except fur apparel	72740	146424	57920	88504	9802	9572	230	9492	9003	489	59362	8528	50834	66864	29994	36870	904	823	81
1410	Manufacture of wearing apparel, except fur apparel	72740	146424	57920	88504	9802	9572	230	9492	9003	489	59362	8528	50834	66864	29994	36870	904	823	81
14101	Manufacture of wearing apparel made of leather or composition leather	288	1028	923	105	469	469	-	96	96	-	175	105	70	288	253	35	-	-	-
14102	Manufacture of other outerwear/ work wear	26160	44385	29912	14473	5201	5006	195	5693	5693	-	6797	3516	3281	26006	15009	10997	688	688	-
14103	Manufacture of underwear and nightwear	858	1673	398	1275	-	-	-	-	-	-	695	120	575	978	278	700	-	-	-
14104	Manufacture of babies' garments, tracksuits and others etc.	809	3775	3674	101	1880	1880	-	729	729	-	385	329	56	781	736	45	-	-	-
14105	Manufacture of other clothing accessories such as gloves, belts, shawls, ties, cravats, hairnets etc./ hats and caps	43454	92911	21481	71430	1657	1622	35	2755	2266	489	50573	4256	46317	37710	13202	24508	216	135	81
14106	Manufacture of footwear of textile material without applied soles	35	35	35	-	-	-	-	-	-	-	-	-	-	35	35	-	-	-	-
14109	Others (Manufacture of wearing apparel, except fur apparel)	1136	2617	1497	1120	595	595	-	219	219	-	737	202	535	1066	481	585	-	-	-
142	Manufacture of articles of fur	166	390	326	64	-	-	-	-	-	-	288	224	64	102	102	-	-	-	-
1420	Manufacture of articles of fur	166	390	326	64	-	-	-	-	-	-	288	224	64	102	102	-	-	-	-
14200	Manufacture of articles made of fur skins	166	390	326	64	-	-	-	-	-	-	288	224	64	102	102	-	-	-	-
143	Manufacture of knitted and crocheted apparel	9924	20726	10722	10004	192	192	-	1638	1463	175	10052	5226	4826	8844	3841	5003	-	-	-
1430	Manufacture of knitted and crocheted apparel	9924	20726	10722	10004	192	192	-	1638	1463	175	10052	5226	4826	8844	3841	5003	-	-	-
14301	Manufacture of knitted or crocheted wearing apparel and other made-up articles like pullovers, cardigans, jerseys, waistcoats and similar articles	7726	15361	8721	6640	132	132	-	962	787	175	7621	4495	3126	6646	3307	3339	-	-	-
14302	Manufacture of hosiery, including socks, tights and pantyhose	1353	3888	1134	2754	60	60	-	236	236	-	2239	646	1593	1353	192	1161	-	-	-
14309	Others (Manufacture of knitting and crocheted apparel)	845	1477	867	610	-	-	-	440	440	-	192	85	107	845	342	503	-	-	-
15	Manufacture of leather and related products	22380	45963	33280	12683	4375	4146	229	9389	9354	35	9999	4668	5331	21839	14751	7088	361	361	-

Indsutry Major Groups		No. of reporting manufactruing units	Total			Regular Employees			Contract/Casual Employees			Contributing Family Workers			Own Account Worker			Others		
PSIC Code	Description		Total	Male	Female	Total	Male	Female	Total	Male	Female	Total	Male	Female	Total	Male	Female	Total	Male	Female
1	2	3	4	5	6	7	8	9	10	11	12	13	14	15	16	17	18	19	20	21
151	Tanning and dressing of leather; manufacture of luggage, handbags, saddlery and harness; dressing and dyeing of fur	1344	3938	3659	279	1216	1162	54	681	681	-	597	520	77	1273	1125	148	171	171	-
1511	Tanning and dressing of leather; dressing and dyeing of fur	224	560	560	-	-	-	-	186	186	-	150	150	-	224	224	-	-	-	-
15111	Tanning, dyeing and dressing of hides and skins	93	385	385	-	-	-	-	186	186	-	106	106	-	93	93	-	-	-	-
15112	Scraping, shearing, plucking, currying, tanning, bleaching and dyeing of fur skins and hides with the hair on	72	72	72	-	-	-	-	-	-	-	-	-	-	72	72	-	-	-	-
15119	Others (Tanning and dressing of leather, dressing and dying of fur)	59	103	103	-	-	-	-	-	-	-	44	44	-	59	59	-	-	-	-
1512	Manufacture of luggage, handbags and the like, saddlery and harness	1120	3378	3099	279	1216	1162	54	495	495	-	447	370	77	1049	901	148	171	171	-
15121	Manufacture of luggage, handbags and the like, of leather, composition leather or any other material	793	2490	2256	234	857	803	54	463	463	-	272	237	35	758	613	145	140	140	-
15122	Manufacture of diverse articles of leather or composition leather	132	350	350	-	58	58	-	32	32	-	97	97	-	132	132	-	31	31	-
15129	Others (Manufacture of luggage, handbags and the saddlery and harness)	195	538	493	45	301	301	-	-	-	-	78	36	42	159	156	3	-	-	-
152	Manufacture of footwear	21036	42025	29621	12404	3159	2984	175	8708	8673	35	9402	4148	5254	20566	13626	6940	190	190	-
1520	Manufacture of footwear	21036	42025	29621	12404	3159	2984	175	8708	8673	35	9402	4148	5254	20566	13626	6940	190	190	-
15201	Manufacture of footwear for all purposes, of any material, by any process	13397	29290	24664	4626	2772	2772	-	6865	6865	-	6488	3092	3396	13119	11889	1230	46	46	-
15202	Manufacture of leather parts of footwear etc.	6471	10469	3776	6693	271	96	175	1294	1294	-	2411	763	1648	6349	1479	4870	144	144	-
15209	Others (Manufacture of footwear)	1168	2266	1181	1085	116	116	-	549	514	35	503	293	210	1098	258	840	-	-	-
16	Manufacture of wood and of products of wood and cork, except furniture, manufacture of articles of straw and plaiting materials	130811	278217	159947	118270	19034	18955	79	17763	17578	185	101512	40551	60961	138244	81234	57010	1664	1629	35
161	Sawmilling and planning of wood	15003	42726	41556	1170	10688	10680	8	7514	7514	-	9509	9111	398	14802	14038	764	213	213	-
1610	Sawmilling and planning of wood	15003	42726	41556	1170	10688	10680	8	7514	7514	-	9509	9111	398	14802	14038	764	213	213	-
16101	Sawing, planning and machining of wood/ slicing, peeling or chipping logs	13872	40831	40302	529	10316	10308	8	7418	7418	-	9213	8959	254	13671	13404	267	213	213	-
16102	Manufacture of wooden railway sleepers	35	70	70	-	-	-	-	35	35	-	-	-	-	35	35	-	-	-	-
16103	Manufacture of unassembled wooden flooring/ wood wool, wood flour, chips, particles	222	257	257	-	-	-	-	35	35	-	-	-	-	222	222	-	-	-	-

Indsutry Major Groups		No. of reporting manufactruing units	Total			Regular Employees			Contract/Casual Employees			Contributing Family Workers			Own Account Worker			Others		
PSIC Code	Description		Total	Male	Female	Total	Male	Female	Total	Male	Female	Total	Male	Female	Total	Male	Female	Total	Male	Female
1	2		4	5	6	7	8	9	10	11	12	13	14	15	16	17	18	19	20	21
16109	Others (Manufacture of Sawmilling and planning of wood)	874	1568	927	641	372	372	-	26	26	-	296	152	144	874	377	497	-	-	-
162	Manufacture of products of wood, cork, straw and plaiting materials	115808	235491	118391	117100	8346	8275	71	10249	10064	185	92003	31440	60563	123442	67196	56246	1451	1416	35
1621	Manufacture of veneer sheets and wood-based panels	5584	15142	10645	4497	794	794	-	323	323	-	8517	4195	4322	5403	5228	175	105	105	-
16212	Manufacture of plywood, veneer panels and similar laminated wood boards and sheets	247	859	859	-	427	427	-	70	70	-	115	115	-	247	247	-	-	-	-
16213	Manufacture of particle board and fibreboard/ densified wood etc.	64	256	256	-	192	192	-	-	-	-	-	-	-	64	64	-	-	-	-
16219	Others (Manufacture of veneer sheets and wood-based panels)	5273	14027	9530	4497	175	175	-	253	253	-	8402	4080	4322	5092	4917	175	105	105	-
1622	Manufacture of builders' carpentry and joinery	10572	21171	20194	977	2546	2546	-	1724	1724	-	6085	5532	553	10196	9772	424	620	620	-
16221	Manufacture of wooden goods intended to be used in the construction industry	9331	18602	17745	857	2387	2387	-	1467	1467	-	4903	4470	433	9260	8836	424	585	585	-
16222	Manufacture of prefabricated buildings, or elements thereof, predominantly of wood/ mobile homes / wood partitions etc.	1241	2569	2449	120	159	159	-	257	257	-	1182	1062	120	936	936	-	35	35	-
1623	Manufacture of wooden containers	5215	14893	13224	1669	772	772	-	4402	4402	-	3882	2996	886	5592	4809	783	245	245	-
16231	Manufacture of packing cases, boxes, crates, drums/ cable-drums etc. of wood	4466	12133	10464	1669	695	695	-	2721	2721	-	3629	2743	886	4843	4060	783	245	245	-
16232	Manufacture of pallets, box pallets and other load boards of wood/ manufacture of barrels, vats, tubs and other coopers' products of wood	677	2688	2688	-	77	77	-	1681	1681	-	253	253	-	677	677	-	-	-	-
16233	Manufacture of wooden cable-drums	72	72	72	-	-	-	-	-	-	-	-	-	-	72	72	-	-	-	-
1629	Manufacture of other products of wood; manufacture of articles of cork, straw and plaiting materials	94437	184285	74328	109957	4234	4163	71	3800	3615	185	73519	18717	54802	102251	47387	54864	481	446	35
16291	Manufacture of various wood products (see detail in description)	24414	45786	28525	17261	3579	3579	-	2085	2085	-	15361	5520	9841	24385	16965	7420	376	376	-
16292	Natural cork processing, manufacture of agglomerated cork / articles of cork etc.	22129	41705	11368	30337	174	103	71	133	133	-	17381	3336	14045	24017	7796	16221	-	-	-
16299	Others(Manufacture of other products of wood, manufacture of articles of cork, straw and planting materials)	47894	96794	34435	62359	481	481	-	1582	1397	185	40777	9861	30916	53849	22626	31223	105	70	35
17	Manufacture of paper and paper products	1798	5740	4829	911	1099	1099	-	1105	1105	-	1707	1100	607	1807	1503	304	22	22	-

Indsutry Major Groups		No. of reporting manufactruing units	Total			Regular Employees			Contract/Casual Employees			Contributing Family Workers			Own Account Worker			Others		
PSIC Code	Description		Total	Male	Female	Total	Male	Female	Total	Male	Female	Total	Male	Female	Total	Male	Female	Total	Male	Female
1	2	3	4	5	6	7	8	9	10	11	12	13	14	15	16	17	18	19	20	21
170	Manufacture of paper and paper products	1798	5740	4829	911	1099	1099	-	1105	1105	-	1707	1100	607	1807	1503	304	22	22	-
1701	Manufacture of pulp, paper and paperboard	215	664	636	28	154	154	-	227	227	-	68	68	-	215	187	28	-	-	-
17013	Manufacture of paper and paperboard/ further processing of paper and paperboard	135	478	478	-	132	132	-	171	171	-	40	40	-	135	135	-	-	-	-
17014	Manufacture of newsprint and other printing or writing paper	11	33	33	-	22	22	-	-	-	-	-	-	-	11	11	-	-	-	-
17019	Others (Manufacture of pulp, paper and paperboard)	69	153	125	28	-	-	-	56	56	-	28	28	-	69	41	28	-	-	-
1702	Manufacture of corrugated paper and paperboard and of containers of paper and paperboard	1494	4862	3979	883	945	945	-	771	771	-	1621	1014	607	1503	1227	276	22	22	-
17021	Manufacture of corrugated paper and paperboard and their container etc.	220	730	714	16	168	168	-	99	99	-	221	213	8	220	212	8	22	22	-
17022	Manufacture of sacks, bags, office box files and similar articles of paper	1265	4102	3235	867	759	759	-	669	669	-	1400	801	599	1274	1006	268	-	-	-
17029	Others (Manufacture of corrugated paper and paperboard and containers of paper and paperboard)	9	30	30	-	18	18	-	3	3	-	-	-	-	9	9	-	-	-	-
1709	Manufacture of other articles of paper and paperboard	89	214	214	-	-	-	-	107	107	-	18	18	-	89	89	-	-	-	-
17092	Manufacture of printing and writing paper, computer printout paper, self-copy paper etc. ready for use	17	23	23	-	-	-	-	3	3	-	3	3	-	17	17	-	-	-	-
17099	Others (Manufacture of other articles of paper and paperboard)	72	191	191	-	-	-	-	104	104	-	15	15	-	72	72	-	-	-	-
18	Printing and reproduction of recorded media	6681	20327	17951	2376	6628	6612	16	3925	3885	40	3185	2063	1122	6540	5346	1194	49	45	4
181	Printing and service activities related to printing	6681	20327	17951	2376	6628	6612	16	3925	3885	40	3185	2063	1122	6540	5346	1194	49	45	4
1811	Printing	2182	7868	7861	7	2362	2362	-	2359	2359	-	983	983	-	2138	2135	3	26	22	4
18111	Printing of newspapers, magazines and other periodicals	310	1657	1657	-	485	485	-	796	796	-	101	101	-	275	275	-	-	-	-
18112	Printing of books and brochures, music and music manuscripts, maps, atlases, posters, advertising catalogues, prospectuses and other printed advertising,	1518	4820	4813	7	1331	1331	-	1336	1336	-	629	629	-	1509	1506	3	15	11	4
18115	Printing directly onto textiles, plastic, glass, metal, wood and ceramics (except silk-screen printing on textiles and wearing apparel)	81	271	271	-	9	9	-	112	112	-	69	69	-	81	81	-	-	-	-

Indsutry Major Groups		No. of reporting manufactruing units	Total			Regular Employees			Contract/Casual Employees			Contributing Family Workers			Own Account Worker			Others		
PSIC Code	Description		Total	Male	Female	Total	Male	Female	Total	Male	Female	Total	Male	Female	Total	Male	Female	Total	Male	Female
1	2	3	4	5	6	7	8	9	10	11	12	13	14	15	16	17	18	19	20	21
18119	Other printing n.e.c.	273	1120	1120	-	537	537	-	115	115	-	184	184	-	273	273	-	11	11	-
1812	Service activities related to printing	4499	12459	10090	2369	4266	4250	16	1566	1526	40	2202	1080	1122	4402	3211	1191	23	23	-
18121	Binding of printed sheets	1580	5812	5752	60	2980	2980	-	758	758	-	552	512	40	1499	1479	20	23	23	-
18122	Composition, typesetting, phototypesetting, pre-press data input including scanning and optical character recognition, electronic make-up	46	78	78	-	14	14	-	-	-	-	18	18	-	46	46	-	-	-	-
18123	Plate-making services including image-setting and plate-setting	583	1254	1214	40	55	55	-	440	400	40	176	176	-	583	583	-	-	-	-
18124	Preparation of plates and dies	86	351	351	-	196	196	-	-	-	-	69	69	-	86	86	-	-	-	-
18125	Design of printing products e.g. sketches, layouts, dummies etc.	209	636	467	169	133	117	16	112	112	-	198	96	102	193	142	51	-	-	-
18126	Other graphic activities such as die-sinking or die-stamping, Braille copying, embossing, varnishing and laminating, collating and inseting, creasing	114	214	214	-	89	89	-	-	-	-	11	11	-	114	114	-	-	-	-
18129	Other (Service activities related to printing)	1881	4114	2014	2100	799	799	-	256	256	-	1178	198	980	1881	761	1120	-	-	-
19	Manufacture of coke and refined petroleum products	4105	16113	8136	7977	84	84	-	252	252	-	11723	4787	6936	4054	3013	1041	-	-	-
191	Manufacture of coke oven products	195	530	530	-	48	48	-	180	180	-	107	107	-	195	195	-	-	-	-
1910	Manufacture of coke oven products	195	530	530	-	48	48	-	180	180	-	107	107	-	195	195	-	-	-	-
19101	Operation of coke ovens	16	64	64	-	48	48	-	-	-	-	-	-	-	16	16	-	-	-	-
19102	Production of coke and semi-coke/ production of coke oven gas	35	70	70	-	-	-	-	-	-	-	35	35	-	35	35	-	-	-	-
19104	Production of crude coal and lignite tars	144	396	396	-	-	-	-	180	180	-	72	72	-	144	144	-	-	-	-
192	Manufacture of refined petroleum products	3910	15583	7606	7977	36	36	-	72	72	-	11616	4680	6936	3859	2818	1041	-	-	-
1920	Manufacture of refined petroleum products	3910	15583	7606	7977	36	36	-	72	72	-	11616	4680	6936	3859	2818	1041	-	-	-
19206	Manufacture of hard-coal and lignite fuel briquettes / petroleum briquettes	180	684	684	-	36	36	-	72	72	-	396	396	-	180	180	-	-	-	-
19207	Blending of bio fuels	3730	14899	6922	7977	-	-	-	-	-	-	11220	4284	6936	3679	2638	1041	-	-	-
20	Manufacture of chemicals and chemical products	946	3781	3473	308	1154	1154	-	1211	1132	79	481	356	125	903	799	104	32	32	-
202	Manufacture of other chemical products	674	2838	2682	156	957	957	-	932	888	44	254	174	80	663	631	32	32	32	-
2022	Manufacture of paints, varnishes and similar coatings, printing ink and mastics	79	191	191	-	44	44	-	68	68	-	-	-	-	79	79	-	-	-	-
20221	Manufacture of paints and varnishes, enamels or lacquers	68	136	136	-	-	-	-	68	68	-	-	-	-	68	68	-	-	-	-

Indsutry Major Groups		No. of reporting manufactruing units	Total			Regular Employees			Contract/Casual Employees			Contributing Family Workers			Own Account Worker			Others		
PSIC Code	Description		Total	Male	Female	Total	Male	Female	Total	Male	Female	Total	Male	Female	Total	Male	Female	Total	Male	Female
1	2		4	5	6	7	8	9	10	11	12	13	14	15	16	17	18	19	20	21
20222	Manufacture of prepared pigments and dyes, opacifiers and colours	11	55	55	-	44	44	-	-	-	-	-	-	-	11	11	-	-	-	-
2023	Manufacture of soap and detergents, cleaning and polishing preparations, perfumes and toilet preparations	564	2505	2349	156	834	834	-	864	820	44	222	142	80	553	521	32	32	32	-
20232	Manufacture of soap	105	373	373	-	144	144	-	88	88	-	47	47	-	94	94	-	-	-	-
20234	Manufacture of surface-active preparations (washing powders and detergents, dish-washing preparations, textile softeners)	43	151	151	-	20	20	-	66	66	-	22	22	-	43	43	-	-	-	-
20235	Manufacture of cleaning and polishing products	416	1981	1825	156	670	670	-	710	666	44	153	73	80	416	384	32	32	32	-
2029	Manufacture of other chemical products n.e.c.	31	142	142	-	79	79	-	-	-	-	32	32	-	31	31	-	-	-	-
20294	Manufacture of photographic plates, films, sensitized paper and other sensitized unexposed materials	15	30	30	-	15	15	-	-	-	-	-	-	-	15	15	-	-	-	-
20298	Manufacture of matches	16	112	112	-	64	64	-	-	-	-	32	32	-	16	16	-	-	-	-
203	Manufacture of man-made fibres	272	943	791	152	197	197	-	279	244	35	227	182	45	240	168	72	-	-	-
2030	Manufacture of man-made fibres	272	943	791	152	197	197	-	279	244	35	227	182	45	240	168	72	-	-	-
20302	Manufacture of synthetic or artificial staple fibres, not carded, combed or otherwise processed for spinning	67	134	134	-	134	134	-	-	-	-	-	-	-	-	-	-	-	-	-
20303	Manufacture of synthetic or artificial filament yarn, including high-tenacity yarn	37	74	-	74	-	-	-	-	-	-	37	-	37	37	-	37	-	-	-
20309	Others (Manufacture of man-made fibres)	168	735	657	78	63	63	-	279	244	35	190	182	8	203	168	35	-	-	-
21	Manufacture of basic pharmaceutical products and pharmaceutical preparations	53	106	106	-	-	-	-	53	53	-	-	-	-	53	53	-	-	-	-
210	Manufacture of pharmaceuticals, medicinal chemical and botanical product	53	106	106	-	-	-	-	53	53	-	-	-	-	53	53	-	-	-	-
2100	Manufacture of pharmaceuticals, medicinal chemical and botanical products	53	106	106	-	-	-	-	53	53	-	-	-	-	53	53	-	-	-	-
21003	Manufacture of medicaments including homeopathic preparations	53	106	106	-	-	-	-	53	53	-	-	-	-	53	53	-	-	-	-
22	Manufacture of rubber and plastics products	6799	21108	20500	608	6631	6631	-	5000	4868	132	2689	2507	182	6788	6494	294	-	-	-
221	Manufacture of rubber products	379	995	995	-	222	222	-	176	176	-	241	241	-	356	356	-	-	-	-
2211	Manufacture of rubber tyres and tubes; retreading and rebuilding of rubber tyres	21	63	63	-	-	-	-	-	-	-	42	42	-	21	21	-	-	-	-

Indsutry Major Groups		No. of reporting manufactruing units	Total			Regular Employees			Contract/Casual Employees			Contributing Family Workers			Own Account Worker			Others		
PSIC Code	Description		Total	Male	Female	Total	Male	Female	Total	Male	Female	Total	Male	Female	Total	Male	Female	Total	Male	Female
1	2	3	4	5	6	7	8	9	10	11	12	13	14	15	16	17	18	19	20	21
22113	Manufacture of interchangeable tyre treads, tyre flaps, "camelback" strips for retreading tyres etc./ tyre rebuilding and retreading	21	63	63	-	-	-	-	-	-	-	42	42	-	21	21	-	-	-	-
2219	Manufacture of other rubber products	358	932	932	-	222	222	-	176	176	-	199	199	-	335	335	-	-	-	-
22191	Manufacture of other products of natural or synthetic rubber (see description for detail)	118	292	292	-	-	-	-	83	83	-	91	91	-	118	118	-	-	-	-
22192	Manufacture of rubber brushes, pipe stems, combs, hair pins etc.	194	418	418	-	138	138	-	46	46	-	63	63	-	171	171	-	-	-	-
22199	Others (Manufacture of other rubber products)	46	222	222	-	84	84	-	47	47	-	45	45	-	46	46	-	-	-	-
222	Manufacture of plastics products	6420	20113	19505	608	6409	6409	-	4824	4692	132	2448	2266	182	6432	6138	294	-	-	-
2220	Manufacture of plastics products	6420	20113	19505	608	6409	6409	-	4824	4692	132	2448	2266	182	6432	6138	294	-	-	-
22201	Manufacture of semi-manufactures and finished plastic products/ plastic articles for the packing of goods	1448	4990	4918	72	1430	1430	-	1647	1647	-	465	429	36	1448	1412	36	-	-	-
22202	Manufacture of builders' plastics ware(see note for detail)	603	1941	1897	44	286	286	-	939	895	44	113	113	-	603	603	-	-	-	-
22203	Manufacture of plastic tableware, kitchenware and toilet articles	202	1001	1001	-	226	226	-	402	402	-	171	171	-	202	202	-	-	-	-
22204	Manufacture of artificial stone/ plastic signs etc.	214	348	348	-	-	-	-	14	14	-	120	120	-	214	214	-	-	-	-
22209	Manufacture of other diverse plastic products	3953	11833	11341	492	4467	4467	-	1822	1734	88	1579	1433	146	3965	3707	258	-	-	-
23	Manufacture of other non-metallic mineral products	14565	54361	50487	3874	11409	11367	42	19581	19291	290	9620	6719	2901	13321	12680	641	430	430	-
231	Manufacture of glass and glass products	83	151	95	56	40	40	-	-	-	-	28	-	28	83	55	28	-	-	-
2310	Manufacture of glass and glass products	83	151	95	56	40	40	-	-	-	-	28	-	28	83	55	28	-	-	-
23109	Others (Manufacture of glass and glass products)	83	151	95	56	40	40	-	-	-	-	28	-	28	83	55	28	-	-	-
239	Manufacture of non-metallic mineral products n.e.c.	14482	54210	50392	3818	11369	11327	42	19581	19291	290	9592	6719	2873	13238	12625	613	430	430	-
2392	Manufacture of clay building materials	5281	17996	16164	1832	3706	3706	-	5381	5091	290	3542	2320	1222	5227	4907	320	140	140	-
23921	Manufacture of non-refractory ceramic hearth or wall tiles, mosaic cubes etc.	1181	3058	2542	516	268	268	-	644	494	150	965	705	260	1181	1075	106	-	-	-
23922	Manufacture of structural non-refractory clay building materials, like ceramic bricks, roofing tiles, pipes, conduits etc./ flooring blocks in baked clay	4100	14938	13622	1316	3438	3438	-	4737	4597	140	2577	1615	962	4046	3832	214	140	140	-
2393	Manufacture of other porcelain and ceramic products	1711	5748	4194	1554	423	423	-	1421	1421	-	2228	947	1281	1676	1403	273	-	-	-

Indsutry Major Groups		No. of reporting manufactruing units	Total			Regular Employees			Contract/Casual Employees			Contributing Family Workers			Own Account Worker			Others		
PSIC Code	Description		Total	Male	Female	Total	Male	Female	Total	Male	Female	Total	Male	Female	Total	Male	Female	Total	Male	Female
1	2	3	4	5	6	7	8	9	10	11	12	13	14	15	16	17	18	19	20	21
23931	Manufacture of ceramic tableware and other domestic or toilet articles etc.	939	3307	2830	477	423	423	-	1365	1365	-	685	278	407	834	764	70	-	-	-
23933	Manufacture of ceramic laboratory, chemical and industrial products etc.	35	35	-	35	-	-	-	-	-	-	-	-	-	35	-	35	-	-	-
23939	Manufacture of other porcelain and ceramic products n.e.c.	737	2406	1364	1042	-	-	-	56	56	-	1543	669	874	807	639	168	-	-	-
2394	Manufacture of cement, lime and plaster	68	272	272	-	-	-	-	64	64	-	140	140	-	68	68	-	-	-	-
23941	Manufacture of clinkers and hydraulic cements, including Portland, aluminous cement, slag cement and super phosphate cements	32	128	128	-	-	-	-	64	64	-	32	32	-	32	32	-	-	-	-
23942	Manufacture of quicklime, slaked lime and hydraulic lime	36	144	144	-	-	-	-	-	-	-	108	108	-	36	36	-	-	-	-
2395	Manufacture of articles of concrete, cement and plaster	4904	17894	17664	230	4373	4373	-	6687	6687	-	1940	1710	230	4604	4604	-	290	290	-
23951	Manufacture of precast concrete, cement or artificial stone articles and plaster articles for use in construction	3497	12803	12643	160	3291	3291	-	4944	4944	-	1301	1141	160	3197	3197	-	70	70	-
23952	Manufacture of prefabricated structural components for buildings or civil engineering of cement, concrete or artificial stone	84	301	301	-	-	-	-	147	147	-	-	-	-	84	84	-	70	70	-
23953	Manufacture of articles of asbestos-cement or cellulose fibre-cement or the like (sheets, panels, tiles,, pipes, troughs, basins, sinks, furniture, frames etc.)	848	3272	3202	70	910	910	-	1147	1147	-	367	297	70	848	848	-	-	-	-
23959	Manufacture of other articles of concrete, plaster, cement or artificial stone	475	1518	1518	-	172	172	-	449	449	-	272	272	-	475	475	-	150	150	-
2396	Cutting, shaping and finishing of stone	1923	9886	9684	202	2527	2485	42	4892	4892	-	1371	1231	140	1096	1076	20	-	-	-
23961	Cutting, shaping and finishing of stone for use in construction, in cemeteries, on roads, as roofing etc.	1923	9886	9684	202	2527	2485	42	4892	4892	-	1371	1231	140	1096	1076	20	-	-	-
2399	Manufacture of other non-metallic mineral products n.e.c.	595	2414	2414	-	340	340	-	1136	1136	-	371	371	-	567	567	-	-	-	-
23991	Manufacture of millstones, sharpening or polishing stones and natural or artificial abrasive products, including abrasive products on a soft base	328	1135	1135	-	204	204	-	465	465	-	138	138	-	328	328	-	-	-	-

Indsutry Major Groups		No. of reporting manufactruing units	Total			Regular Employees			Contract/Casual Employees			Contributing Family Workers			Own Account Worker			Others		
PSIC Code	Description		Total	Male	Female	Total	Male	Female	Total	Male	Female	Total	Male	Female	Total	Male	Female	Total	Male	Female
1	2	3	4	5	6	7	8	9	10	11	12	13	14	15	16	17	18	19	20	21
23992	Manufacture of friction material and unmounted articles thereof with a base of mineral substances or of cellulose	267	1279	1279	-	136	136	-	671	671	-	233	233	-	239	239	-	-	-	-
24	Manufacture of basic metals	5240	14535	14279	256	3623	3623	-	3541	3541	-	1964	1772	192	5148	5084	64	259	259	-
241	Manufacture of basic iron and steel	309	1330	1074	256	22	22	-	613	613	-	322	130	192	373	309	64	-	-	-
2410	Manufacture of basic iron and steel	309	1330	1074	256	22	22	-	613	613	-	322	130	192	373	309	64	-	-	-
24105	Production of semi-finished products of steel	88	484	484	-	22	22	-	374	374	-	-	-	-	88	88	-	-	-	-
24106	Manufacture of hot/cold-rolled flat-rolled products of steel/ hot-rolled bars and rods, open sections of steel, steel bars and solid sections of steel by cold drawing, grinding or turning/ wire of steel	103	484	228	256	-	-	-	44	44	-	273	81	192	167	103	64	-	-	-
24109	Others (Manufacture of basic iron and steel)	118	362	362	-	-	-	-	195	195	-	49	49	-	118	118	-	-	-	-
242	Manufacture of basic precious and other non-ferrous metals	64	214	214	-	-	-	-	150	150	-	-	-	-	64	64	-	-	-	-
2420	Manufacture of basic precious and other non-ferrous metals	64	214	214	-	-	-	-	150	150	-	-	-	-	64	64	-	-	-	-
24201	Production and refining of unwrought or wrought precious metals, precious metal alloys/ semi-products: gold, silver, platinum etc. from ore and scrap	22	88	88	-	-	-	-	66	66	-	-	-	-	22	22	-	-	-	-
24205	Production of copper alloys/ manufacture of fuse wire or strip/ semi-manufacturing of copper	42	126	126	-	-	-	-	84	84	-	-	-	-	42	42	-	-	-	-
243	Casting of metals	4867	12991	12991	-	3601	3601	-	2778	2778	-	1642	1642	-	4711	4711	-	259	259	-
2431	Casting of iron and steel	4867	12991	12991	-	3601	3601	-	2778	2778	-	1642	1642	-	4711	4711	-	259	259	-
24313	Manufacture of tubes, pipes and hollow profiles and fittings of cast-iron, manufacture of seamless tubes and pipes of steel/ fittings of cast-steel	43	129	129	-	42	42	-	44	44	-	-	-	-	43	43	-	-	-	-
24319	Others (Casting of iron and steel)	4824	12862	12862	-	3559	3559	-	2734	2734	-	1642	1642	-	4668	4668	-	259	259	-
25	Manufacture of fabricated metal products, except machinery and equipment	50804	120304	117891	2413	20017	20017	-	22348	22244	104	20660	18884	1776	49660	49127	533	7619	7619	-
251	Manufacture of structural metal products, tanks, reservoirs and steam generators	26055	68104	67620	484	13577	13577	-	14195	14111	84	8947	8729	218	25244	25062	182	6141	6141	-
2511	Manufacture of structural metal products	25958	67829	67345	484	13577	13577	-	13990	13906	84	8947	8729	218	25174	24992	182	6141	6141	-

Indsutry Major Groups		No. of reporting manufactruing units	Total			Regular Employees			Contract/Casual Employees			Contributing Family Workers			Own Account Worker			Others		
PSIC Code	Description		Total	Male	Female	Total	Male	Female	Total	Male	Female	Total	Male	Female	Total	Male	Female	Total	Male	Female
1	2		4	5	6	7	8	9	10	11	12	13	14	15	16	17	18	19	20	21
25111	Manufacture of metal frameworks or skeletons for construction and parts thereof (towers, bridges etc.)/ Industrial frameworks in metal (frameworks for blast furnaces, lifting and handling equipment etc.)	194	605	605	-	-	-	-	411	411	-	-	-	-	194	194	-	-	-	-
25112	Manufacture of prefabricated buildings mainly of metal, metal doors, windows and their frames, shutters and gates, room partitions etc.	25700	66872	66388	484	13289	13289	-	13579	13495	84	8947	8729	218	24916	24734	182	6141	6141	-
25119	Others (Manufacture of structural metal products)	64	352	352	-	288	288	-	-	-	-	-	-	-	64	64	-	-	-	-
2512	Manufacture of tanks, reservoirs and containers of metal	97	275	275	-	-	-	-	205	205	-	-	-	-	70	70	-	-	-	-
25121	Manufacture of reservoirs, tanks and similar containers of metal, of types normally installed as fixtures for storage or manufacturing use	62	240	240	-	-	-	-	205	205	-	-	-	-	35	35	-	-	-	-
25122	Manufacture of metal containers for compressed or liquefied gas	35	35	35	-	-	-	-	-	-	-	-	-	-	35	35	-	-	-	-
252	Manufacture of weapons and ammunition	51	204	204	-	-	-	-	-	-	-	153	153	-	51	51	-	-	-	-
2520	Manufacture of weapons and ammunition	51	204	204	-	-	-	-	-	-	-	153	153	-	51	51	-	-	-	-
25202	Manufacture of small arms (revolvers, shotguns, light machine guns)	51	204	204	-	-	-	-	-	-	-	153	153	-	51	51	-	-	-	-
259	Manufacture of other fabricated metal products; metalworking service activities	24698	51996	50067	1929	6440	6440	-	8153	8133	20	11560	10002	1558	24365	24014	351	1478	1478	-
2591	Forging, pressing, stamping and roll-forming of metal; powder metallurgy	35	105	105	-	70	70	-	-	-	-	-	-	-	35	35	-	-	-	-
25911	Forging, pressing, stamping and roll-forming of metal	35	105	105	-	70	70	-	-	-	-	-	-	-	35	35	-	-	-	-
2592	Treatment and coating of metals; machining	1198	2968	2968	-	615	615	-	570	570	-	408	408	-	1198	1198	-	177	177	-
25921	Plating, anodizing etc., heat treatment, deburring, sandblasting, tumbling, cleaning of metals	35	35	35	-	-	-	-	-	-	-	-	-	-	35	35	-	-	-	-
25922	Colouring and engraving, non-metallic coating, hardening, buffing of metals	78	106	106	-	28	28	-	-	-	-	-	-	-	78	78	-	-	-	-
25923	Boring, turning, milling, eroding, planning, lapping, broaching, levelling, sawing, grinding, sharpening, polishing, welding, splicing etc. of metalwork pieces	1005	2635	2635	-	587	587	-	474	474	-	392	392	-	1005	1005	-	177	177	-

Indsutry Major Groups		No. of reporting manufactruing units	Total			Regular Employees			Contract/Casual Employees			Contributing Family Workers			Own Account Worker			Others		
PSIC Code	Description		Total	Male	Female	Total	Male	Female	Total	Male	Female	Total	Male	Female	Total	Male	Female	Total	Male	Female
1	2	3	4	5	6	7	8	9	10	11	12	13	14	15	16	17	18	19	20	21
25924	Cutting of and writing on metals by means of laser beams	80	192	192	-	-	-	-	96	96	-	16	16	-	80	80	-	-	-	-
2593	Manufacture of cutlery, hand tools and general hardware	15634	26953	25893	1060	1890	1890	-	2042	2022	20	7012	6260	752	15483	15195	288	526	526	-
25931	Manufacture of cutlery	164	271	271	-	58	58	-	-	-	-	49	49	-	164	164	-	-	-	-
25932	Manufacture of knives and cutting blades, hand tools, non-power-driven agricultural hand tools, saws and saw blades for machines or for mechanical appliances	13672	21690	20659	1031	773	773	-	809	789	20	6220	5497	723	13608	13320	288	280	280	-
25933	Manufacture of padlocks, locks, keys, hinges and the like, hardware for buildings, furniture, vehicles etc.	813	2054	2054	-	319	319	-	524	524	-	237	237	-	778	778	-	196	196	-
25934	Manufacture of other tools of such nature n.e.c.	985	2938	2909	29	740	740	-	709	709	-	506	477	29	933	933	-	50	50	-
2599	Manufacture of other fabricated metal products n.e.c.	7831	21970	21101	869	3865	3865	-	5541	5541	-	4140	3334	806	7649	7586	63	775	775	-
25991	Manufacture of cans, drums, buckets, boxes, tins and cans for food products, metal cable, plaited bands and similar articles,	4748	12540	11717	823	1846	1846	-	2963	2963	-	2529	1741	788	4641	4606	35	561	561	-
25992	Manufacture of uninsulated metal cable or insulated cable not capable of being used as a conductor of electricity, articles made of wire etc.	143	419	419	-	246	246	-	-	-	-	30	30	-	143	143	-	-	-	-
25993	Manufacture of screw machine products, nails and pins, bolts, screws, nuts, springs, chains etc.	798	3123	3095	28	916	916	-	1054	1054	-	327	327	-	826	798	28	-	-	-
25994	Manufacture of metal household articles	1998	5492	5474	18	857	857	-	1488	1488	-	1146	1128	18	1895	1895	-	106	106	-
25995	Manufacture of metal goods for office use, except furniture	36	36	36	-	-	-	-	-	-	-	-	-	-	36	36	-	-	-	-
25996	Manufacture of safes, strongboxes, armoured doors etc.	36	144	144	-	-	-	-	36	36	-	72	72	-	36	36	-	-	-	-
25997	Manufacture of various metal articles	72	216	216	-	-	-	-	-	-	-	36	36	-	72	72	-	108	108	-
26	Manufacture of computer, electronic and optical products	88	311	311	-	55	55	-	126	126	-	42	42	-	88	88	-	-	-	-
261	Manufacture of electronic components and boards	14	42	42	-	-	-	-	14	14	-	14	14	-	14	14	-	-	-	-
2610	Manufacture of electronic components and boards	14	42	42	-	-	-	-	14	14	-	14	14	-	14	14	-	-	-	-

Indsutry Major Groups		No. of reporting manufactruing units	Total			Regular Employees			Contract/Casual Employees			Contributing Family Workers			Own Account Worker			Others		
PSIC Code	Description		Total	Male	Female	Total	Male	Female	Total	Male	Female	Total	Male	Female	Total	Male	Female	Total	Male	Female
1	2	3	4	5	6	7	8	9	10	11	12	13	14	15	16	17	18	19	20	21
26101	Manufacture of capacitors, electronic, resistors, electronic, microprocessors, bare printed circuit boards, electron tubes, electronic connectors, integrated circuits	14	42	42	-	-	-	-	14	14	-	14	14	-	14	14	-	-	-	-
264	Manufacture of consumer electronics	11	66	66	-	55	55	-	-	-	-	-	-	-	11	11	-	-	-	-
2640	Manufacture of consumer electronics	11	66	66	-	55	55	-	-	-	-	-	-	-	11	11	-	-	-	-
26404	Manufacture of radio receivers, speaker systems, amplifiers for musical instruments and public address systems	11	66	66	-	55	55	-	-	-	-	-	-	-	11	11	-	-	-	-
265	Manufacture of measuring, testing, navigating and control equipment; watches and clocks	28	168	168	-	-	-	-	112	112	-	28	28	-	28	28	-	-	-	-
2652	Manufacture of watches and clocks	28	168	168	-	-	-	-	112	112	-	28	28	-	28	28	-	-	-	-
26521	Manufacture of watches and clocks, watch and clock cases, components for clocks and watches	28	168	168	-	-	-	-	112	112	-	28	28	-	28	28	-	-	-	-
267	Manufacture of optical instruments and photographic equipment	35	35	35	-	-	-	-	-	-	-	-	-	-	35	35	-	-	-	-
2670	Manufacture of optical instruments and photographic equipment	35	35	35	-	-	-	-	-	-	-	-	-	-	35	35	-	-	-	-
26705	Manufacture of film cameras and digital cameras	35	35	35	-	-	-	-	-	-	-	-	-	-	35	35	-	-	-	-
27	Manufacture of electrical equipment	2299	6926	6687	239	2936	2804	132	689	689	-	840	840	-	2244	2173	71	217	181	36
271	Manufacture of electric motors, generators, transformers and electricity distribution and control apparatus	765	2086	2086	-	1012	1012	-	169	169	-	172	172	-	733	733	-	-	-	-
2710	Manufacture of electric motors, generators, transformers and electricity distribution and control apparatus	765	2086	2086	-	1012	1012	-	169	169	-	172	172	-	733	733	-	-	-	-
27101	Manufacture of distribution electric / arc-welding transformers / substation transformers for electric power distribution	11	99	99	-	-	-	-	88	88	-	-	-	-	11	11	-	-	-	-
27102	Manufacture of transmission and distribution voltage regulators / electric motors / power generators / prime mover generator sets / armatures etc.	54	196	196	-	142	142	-	-	-	-	-	-	-	54	54	-	-	-	-
27103	Manufacture of power circuit breakers / surge suppressors / control panels for electric power distribution / electrical relays etc.	432	771	771	-	262	262	-	81	81	-	28	28	-	400	400	-	-	-	-

Indsutry Major Groups		No. of reporting manufactruing units	Total			Regular Employees			Contract/Casual Employees			Contributing Family Workers			Own Account Worker			Others		
PSIC Code	Description		Total	Male	Female	Total	Male	Female	Total	Male	Female	Total	Male	Female	Total	Male	Female	Total	Male	Female
1	2		4	5	6	7	8	9	10	11	12	13	14	15	16	17	18	19	20	21
27104	Manufacture of duct for electrical switchboard apparatus / electric fuses / power switching equipment / electric power switches	126	591	591	-	442	442	-	-	-	-	23	23	-	126	126	-	-	-	-
27109	Others (Manufacture of electric motors, generators, transformers and electricity distribution and control apparatus)	142	429	429	-	166	166	-	-	-	-	121	121	-	142	142	-	-	-	-
273	Manufacture of wiring and wiring devices	623	2558	2498	60	1479	1419	60	148	148	-	308	308	-	623	623	-	-	-	-
2732	Manufacture of other electronic and electric wires and cables	224	1504	1504	-	1152	1152	-	-	-	-	128	128	-	224	224	-	-	-	-
27320	Manufacture of insulated wire and cable, made of steel, copper, aluminium	224	1504	1504	-	1152	1152	-	-	-	-	128	128	-	224	224	-	-	-	-
2733	Manufacture of wiring devices	399	1054	994	60	327	267	60	148	148	-	180	180	-	399	399	-	-	-	-
27331	Manufacture of bus bars, electrical conductors, GFCI (ground fault circuit interrupters), lamp holders, coils, switches/ boxes for electrical wiring, electrical outlets and sockets, electrical conduit and fitting etc.	333	868	868	-	207	207	-	148	148	-	180	180	-	333	333	-	-	-	-
27333	Manufacture of plastic non current-carrying wiring devices including plastic junction boxes, face plates, and similar, plastic pole line fittings etc.	66	186	126	60	120	60	60	-	-	-	-	-	-	66	66	-	-	-	-
274	Manufacture of electric lighting equipment	177	615	615	-	54	54	-	292	292	-	92	92	-	154	154	-	23	23	-
2740	Manufacture of electric lighting equipment	177	615	615	-	54	54	-	292	292	-	92	92	-	154	154	-	23	23	-
27401	Manufacture of lamps, fixtures and bulbs, ceiling lighting fixtures, chandeliers, table lamps, flashlights, electric insect lamps, lanterns, spotlights etc.	177	615	615	-	54	54	-	292	292	-	92	92	-	154	154	-	23	23	-
275	Manufacture of domestic appliances	76	224	189	35	48	48	-	25	25	-	75	75	-	76	41	35	-	-	-
2750	Manufacture of domestic appliances	76	224	189	35	48	48	-	25	25	-	75	75	-	76	41	35	-	-	-
27501	Manufacture of domestic electric appliances (see description for detail)	60	160	125	35	-	-	-	25	25	-	75	75	-	60	25	35	-	-	-
27503	Manufacture of domestic non-electric cooking and heating equipment	16	64	64	-	48	48	-	-	-	-	-	-	-	16	16	-	-	-	-
279	Manufacture of other electrical equipment	658	1443	1299	144	343	271	72	55	55	-	193	193	-	658	622	36	194	158	36
2790	Manufacture of other electrical equipment	658	1443	1299	144	343	271	72	55	55	-	193	193	-	658	622	36	194	158	36
27902	Manufacture of uninterruptible power supplies (UPS), power supplies	556	1167	1023	144	268	196	72	55	55	-	109	109	-	556	520	36	179	143	36

Indsutry Major Groups		No. of reporting manufactruing units	Total			Regular Employees			Contract/Casual Employees			Contributing Family Workers			Own Account Worker			Others		
PSIC Code	Description		Total	Male	Female	Total	Male	Female	Total	Male	Female	Total	Male	Female	Total	Male	Female	Total	Male	Female
1	2		4	5	6	7	8	9	10	11	12	13	14	15	16	17	18	19	20	21
27905	Manufacture of electrical welding and soldering equipment, including hand-held soldering irons	60	150	150	-	75	75	-	-	-	-	-	-	-	60	60	-	15	15	-
27909	Manufacture of other electrical equipment n.e.c.	42	126	126	-	-	-	-	-	-	-	84	84	-	42	42	-	-	-	-
28	Manufacture of machinery and equipment n.e.c.	4144	9365	9224	141	2186	2186	-	1459	1425	34	1414	1344	70	3953	3916	37	353	353	-
281	Manufacture of general-purpose machinery	1062	2801	2748	53	697	697	-	689	689	-	353	337	16	1062	1025	37	-	-	-
2811	Manufacture of engines and turbines, except aircraft, vehicle and cycle engines	638	1432	1416	16	285	285	-	317	317	-	192	176	16	638	638	-	-	-	-
28112	Manufacture of turbines and parts thereof, boiler-turbine sets, turbine-generator sets etc.	638	1432	1416	16	285	285	-	317	317	-	192	176	16	638	638	-	-	-	-
2813	Manufacture of other pumps, compressors, taps and valves	118	418	418	-	300	300	-	-	-	-	-	-	-	118	118	-	-	-	-
28131	Manufacture of air or vacuum pumps, air or other gas compressors	108	378	378	-	270	270	-	-	-	-	-	-	-	108	108	-	-	-	-
28134	Manufacture of industrial taps and valves, including regulating valves and intake taps, sanitary taps and valves, heating taps and valves, hand pumps etc.	10	40	40	-	30	30	-	-	-	-	-	-	-	10	10	-	-	-	-
2814	Manufacture of bearings, gears, gearing and driving elements	28	112	112	-	56	56	-	-	-	-	28	28	-	28	28	-	-	-	-
28143	Manufacture of gears, gearing and gear boxes and other speed changers, clutches & shaft couplings, flywheels & pulleys, power transmission chain etc.	28	112	112	-	56	56	-	-	-	-	28	28	-	28	28	-	-	-	-
2815	Manufacture of ovens, furnaces and furnace burners	105	315	315	-	-	-	-	105	105	-	105	105	-	105	105	-	-	-	-
28152	Manufacture of permanent mount electric heaters, non-electric household heating equipment etc.	105	315	315	-	-	-	-	105	105	-	105	105	-	105	105	-	-	-	-
2818	Manufacture of power-driven hand tools	46	55	18	37	-	-	-	9	9	-	-	-	-	46	9	37	-	-	-
28180	Manufacture of hand tools, with self-contained electric or non-electric motor or pneumatic drive (see note for detail)	46	55	18	37	-	-	-	9	9	-	-	-	-	46	9	37	-	-	-
2819	Manufacture of other general-purpose machinery	127	469	469	-	56	56	-	258	258	-	28	28	-	127	127	-	-	-	-
28191	Manufacture of industrial refrigerating or freezing equipment, air-conditioning machines, non-domestic fans etc.	28	84	84	-	-	-	-	56	56	-	-	-	-	28	28	-	-	-	-

Indsutry Major Groups		No. of reporting manufactruing units	Total			Regular Employees			Contract/Casual Employees			Contributing Family Workers			Own Account Worker			Others		
PSIC Code	Description		Total	Male	Female	Total	Male	Female	Total	Male	Female	Total	Male	Female	Total	Male	Female	Total	Male	Female
1	2	3	4	5	6	7	8	9	10	11	12	13	14	15	16	17	18	19	20	21
28193	Manufacture of filtering or purifying machinery and apparatus for liquids, equipment for projecting, dispersing or spraying liquids or powders	60	204	204	-	42	42	-	88	88	-	14	14	-	60	60	-	-	-	-
28199	Manufacture of other general-purpose machinery n.e.c.	39	181	181	-	14	14	-	114	114	-	14	14	-	39	39	-	-	-	-
282	Manufacture of special-purpose machinery	3082	6564	6476	88	1489	1489	-	770	736	34	1061	1007	54	2891	2891	-	353	353	-
2821	Manufacture of agricultural and forestry machinery	1440	2713	2625	88	380	380	-	158	124	34	614	560	54	1383	1383	-	178	178	-
28211	Manufacture of tractors used in agriculture and forestry	50	50	50	-	-	-	-	-	-	-	-	-	-	50	50	-	-	-	-
28214	Manufacture of agricultural machinery for soil preparation, planting or fertilizing	617	1223	1135	88	94	94	-	109	75	34	424	370	54	596	596	-	-	-	-
28215	Manufacture of harvesting or threshing machinery	489	878	878	-	148	148	-	14	14	-	155	155	-	453	453	-	108	108	-
28217	Manufacture of spraying machinery for agricultural use	168	168	168	-	-	-	-	-	-	-	-	-	-	168	168	-	-	-	-
28219	Manufacture of diverse agricultural machinery n.e.c.	116	394	394	-	138	138	-	35	35	-	35	35	-	116	116	-	70	70	-
2822	Manufacture of metal-forming machinery and machine tools	677	1320	1320	-	119	119	-	103	103	-	264	264	-	659	659	-	175	175	-
28222	Manufacture of machine tools for turning, drilling, milling, shaping, planning, boring, grinding etc.	147	219	219	-	-	-	-	21	21	-	69	69	-	129	129	-	-	-	-
28224	Manufacture of punch presses, hydraulic presses, hydraulic brakes, drop hammers, forging machines etc.	35	140	140	-	-	-	-	-	-	-	105	105	-	35	35	-	-	-	-
28227	Manufacture of parts and accessories for the machine tools listed above	495	961	961	-	119	119	-	82	82	-	90	90	-	495	495	-	175	175	-
2823	Manufacture of machinery for metallurgy	3	12	12	-	-	-	-	9	9	-	-	-	-	3	3	-	-	-	-
28232	Manufacture of metal-rolling mills and rolls for such mills	3	12	12	-	-	-	-	9	9	-	-	-	-	3	3	-	-	-	-
2825	Manufacture of machinery for food, beverage and tobacco processing	20	100	100	-	80	80	-	-	-	-	-	-	-	20	20	-	-	-	-
28256	Manufacture of machinery for the extraction or preparation of animal or vegetable fats or oils	20	100	100	-	80	80	-	-	-	-	-	-	-	20	20	-	-	-	-
2826	Manufacture of machinery for textile, apparel and leather production	917	2344	2344	-	910	910	-	450	450	-	183	183	-	801	801	-	-	-	-
28262	Manufacture of auxiliary machines or equipment for textile machinery	850	2106	2106	-	820	820	-	450	450	-	102	102	-	734	734	-	-	-	-

Indsutry Major Groups		No. of reporting manufactruing units	Total			Regular Employees			Contract/Casual Employees			Contributing Family Workers			Own Account Worker			Others		
PSIC Code	Description		Total	Male	Female	Total	Male	Female	Total	Male	Female	Total	Male	Female	Total	Male	Female	Total	Male	Female
1	2	3	4	5	6	7	8	9	10	11	12	13	14	15	16	17	18	19	20	21
28264	Manufacture of machinery for fabric processing	18	126	126	-	90	90	-	-	-	-	18	18	-	18	18	-	-	-	-
28266	Manufacture of sewing machines	49	112	112	-	-	-	-	-	-	-	63	63	-	49	49	-	-	-	-
2829	Manufacture of other special-purpose machinery	25	75	75	-	-	-	-	50	50	-	-	-	-	25	25	-	-	-	-
28296	Manufacture of diverse special-purpose machinery and equipment	25	75	75	-	-	-	-	50	50	-	-	-	-	25	25	-	-	-	-
29	Manufacture of motor vehicles, trailers and semi-trailers	4994	14857	14665	192	3680	3680	-	3649	3649	-	2358	2322	36	4941	4785	156	229	229	-
291	Manufacture of motor vehicles	134	268	268	-	-	-	-	67	67	-	67	67	-	134	134	-	-	-	-
2910	Manufacture of motor vehicles	134	268	268	-	-	-	-	67	67	-	67	67	-	134	134	-	-	-	-
29103	Manufacture of other motor vehicles	134	268	268	-	-	-	-	67	67	-	67	67	-	134	134	-	-	-	-
292	Manufacture of bodies (coachwork) for motor vehicles; manufacture of trailers and semi-trailers	670	2702	2702	-	840	840	-	475	475	-	563	563	-	649	649	-	175	175	-
2920	Manufacture of bodies (coachwork) for motor vehicles; manufacture of trailers and semi-trailers	670	2702	2702	-	840	840	-	475	475	-	563	563	-	649	649	-	175	175	-
29201	Manufacture of bodies, including cabs for motor vehicles and outfitting of all types	274	1285	1285	-	312	312	-	370	370	-	350	350	-	253	253	-	-	-	-
29202	Manufacture of trailers and semi-trailers	187	649	649	-	144	144	-	105	105	-	108	108	-	187	187	-	105	105	-
29203	Manufacture of containers for carriage by one or more modes of transport	209	768	768	-	384	384	-	-	-	-	105	105	-	209	209	-	70	70	-
293	Manufacture of parts and accessories for motor vehicles	4100	11662	11485	177	2795	2795	-	3107	3107	-	1653	1617	36	4053	3912	141	54	54	-
2930	Manufacture of parts and accessories for motor vehicles	4100	11662	11485	177	2795	2795	-	3107	3107	-	1653	1617	36	4053	3912	141	54	54	-
29301	Manufacture of diverse parts and accessories for motor vehicles	1464	4821	4749	72	1221	1221	-	1464	1464	-	699	663	36	1437	1401	36	-	-	-
29302	Manufacture of parts & accessories of bodies for motor vehicles, car seats etc.	2572	6649	6544	105	1574	1574	-	1643	1643	-	826	826	-	2552	2447	105	54	54	-
29303	Manufacture of motor vehicle electrical equipment	64	192	192	-	-	-	-	-	-	-	128	128	-	64	64	-	-	-	-
299		90	225	210	15	45	45	-	-	-	-	75	75	-	105	90	15	-	-	-
2991		60	135	135	-	30	30	-	-	-	-	45	45	-	60	60	-	-	-	-
29913		60	135	135	-	30	30	-	-	-	-	45	45	-	60	60	-	-	-	-
2992		30	90	75	15	15	15	-	-	-	-	30	30	-	45	30	15	-	-	-
29923		30	90	75	15	15	15	-	-	-	-	30	30	-	45	30	15	-	-	-
30	Manufacture of other transport equipment	1805	6668	6626	42	3139	3097	42	593	593	-	1166	1166	-	1755	1755	-	15	15	-
309	Manufacture of transport equipment n.e.c.	1805	6668	6626	42	3139	3097	42	593	593	-	1166	1166	-	1755	1755	-	15	15	-
3091	Manufacture of motorcycles	1147	4732	4690	42	2268	2226	42	523	523	-	794	794	-	1147	1147	-	-	-	-

Indsutry Major Groups		No. of reporting manufactruing units	Total			Regular Employees			Contract/Casual Employees			Contributing Family Workers			Own Account Worker			Others		
PSIC Code	Description		Total	Male	Female	Total	Male	Female	Total	Male	Female	Total	Male	Female	Total	Male	Female	Total	Male	Female
1	2		4	5	6	7	8	9	10	11	12	13	14	15	16	17	18	19	20	21
30911	Manufacture of motorcycles, mopeds and cycles fitted with an auxiliary engine, engines for motorcycles, sidecars etc.	273	840	840	-	470	470	-	33	33	-	64	64	-	273	273	-	-	-	-
30912	Manufacture of parts and accessories for motorcycles	874	3892	3850	42	1798	1756	42	490	490	-	730	730	-	874	874	-	-	-	-
3092	Manufacture of bicycles and invalid carriages	237	868	868	-	410	410	-	-	-	-	221	221	-	237	237	-	-	-	-
30921	Manufacture of non-motorized bicycles and other cycles, parts and accessories of bicycles etc.	113	431	431	-	159	159	-	-	-	-	159	159	-	113	113	-	-	-	-
30922	Manufacture of invalid carriages, their parts & accessories, baby carriages etc.	124	437	437	-	251	251	-	-	-	-	62	62	-	124	124	-	-	-	-
3099	Manufacture of other transport equipment n.e.c.	421	1068	1068	-	461	461	-	70	70	-	151	151	-	371	371	-	15	15	-
30991	Manufacture of hand-propelled vehicles: luggage trucks, handcarts, sledges, shopping carts etc.	250	645	645	-	330	330	-	-	-	-	100	100	-	200	200	-	15	15	-
30992	Manufacture of vehicles drawn by animals: sulkies, donkey-carts, hearses etc.	171	423	423	-	131	131	-	70	70	-	51	51	-	171	171	-	-	-	-
31	Manufacture of furniture	33901	84274	82917	1357	16562	16544	18	14772	14772	-	16164	15680	484	32936	32081	855	3840	3840	-
310	Manufacture of furniture	33901	84274	82917	1357	16562	16544	18	14772	14772	-	16164	15680	484	32936	32081	855	3840	3840	-
3100	Manufacture of furniture	33901	84274	82917	1357	16562	16544	18	14772	14772	-	16164	15680	484	32936	32081	855	3840	3840	-
31001	Manufacture of chairs and seats, sofas, sofa beds and sofa sets	26518	66221	65477	744	12853	12835	18	12202	12202	-	12402	12141	261	25626	25161	465	3138	3138	-
31002	Manufacture of special furniture for shops: counters, display cases, shelves etc., for churches, schools, restaurants	191	322	322	-	47	47	-	32	32	-	52	52	-	191	191	-	-	-	-
31003	Manufacture of office furniture	127	459	459	-	186	186	-	111	111	-	35	35	-	127	127	-	-	-	-
31004	Manufacture of kitchen furniture, furniture for bedrooms etc., cabinets	4982	11194	10843	351	2238	2238	-	880	880	-	2465	2325	140	4909	4698	211	702	702	-
31005	Manufacture of laboratory benches, stools and other laboratory seating, laboratory furniture (e.g. cabinets and tables)	439	1861	1848	13	-	-	-	1073	1073	-	349	336	13	439	439	-	-	-	-
31009	Manufacture of other furniture n.e.c.	1644	4217	3968	249	1238	1238	-	474	474	-	861	791	70	1644	1465	179	-	-	-
32	Other manufacturing	32253	65689	42248	23441	5941	5784	157	7086	6362	724	19666	9176	10490	31765	20143	11622	1231	783	448
321	Manufacture of jewellery, bijouterie and related articles	13672	24736	22963	1773	1615	1615	-	3056	3000	56	6175	5377	798	13253	12362	891	637	609	28
3211	Manufacture of jewellery and related articles	12915	23460	22728	732	1615	1615	-	2965	2965	-	5747	5313	434	12524	12226	298	609	609	-
32111	Production of worked pearls	60	140	140	-	80	80	-	-	-	-	-	-	-	60	60	-	-	-	-

Indsutry Major Groups		No. of reporting manufactruing units	Total			Regular Employees			Contract/Casual Employees			Contributing Family Workers			Own Account Worker			Others		
PSIC Code	Description		Total	Male	Female	Total	Male	Female	Total	Male	Female	Total	Male	Female	Total	Male	Female	Total	Male	Female
1	2	3	4	5	6	7	8	9	10	11	12	13	14	15	16	17	18	19	20	21
32112	Production of precious and semi-precious stones / diamonds in the worked state	105	245	245	-	-	-	-	-	-	-	140	140	-	105	105	-	-	-	-
32113	Manufacture of jewellery, goldsmiths' articles	12544	22628	21896	732	1465	1465	-	2965	2965	-	5436	5002	434	12153	11855	298	609	609	-
32114	Manufacture of precious metal watch bands, wristbands, watch straps and cigarette cases etc.	206	447	447	-	70	70	-	-	-	-	171	171	-	206	206	-	-	-	-
3212	Manufacture of imitation jewellery and related articles	757	1276	235	1041	-	-	-	91	35	56	428	64	364	729	136	593	28	-	28
32121	Manufacture of costume or imitation jewellery	757	1276	235	1041	-	-	-	91	35	56	428	64	364	729	136	593	28	-	28
322	Manufacture of musical instruments	297	562	562	-	-	-	-	-	-	-	265	265	-	297	297	-	-	-	-
3220	Manufacture of musical instruments	297	562	562	-	-	-	-	-	-	-	265	265	-	297	297	-	-	-	-
32202	Manufacture of musical instruments, the sound of which is produced electronically, musical boxes, fairground organs, calliopes etc., instrument parts and accessories	35	105	105	-	-	-	-	-	-	-	70	70	-	35	35	-	-	-	-
32209	Manufacture of other musical instruments n.e.c.	262	457	457	-	-	-	-	-	-	-	195	195	-	262	262	-	-	-	-
323	Manufacture of sports goods	11729	22645	5879	16766	615	545	70	1456	788	668	8425	1164	7261	11729	3382	8347	420	-	420
3230	Manufacture of sports goods	11729	22645	5879	16766	615	545	70	1456	788	668	8425	1164	7261	11729	3382	8347	420	-	420
32301	Manufacture of foot balls	11217	21310	4649	16661	280	210	70	1151	483	668	8277	1051	7226	11182	2905	8277	420	-	420
32302	Manufacture of rackets, bats	125	375	375	-	-	-	-	250	250	-	-	-	-	125	125	-	-	-	-
32309	Manufacture of other articles and equipment for sports, outdoor and indoor games, of any material n.e.c.	387	960	855	105	335	335	-	55	55	-	148	113	35	422	352	70	-	-	-
324	Manufacture of games and toys	466	1074	892	182	102	102	-	158	158	-	348	229	119	466	403	63	-	-	-
3240	Manufacture of games and toys	466	1074	892	182	102	102	-	158	158	-	348	229	119	466	403	63	-	-	-
32401	Manufacture of dolls and doll garments, parts and accessories, action figures, toy animals, musical instruments,	241	549	367	182	48	48	-	70	70	-	190	71	119	241	178	63	-	-	-
32402	Manufacture of playing cards, games, chess etc.,	3	12	12	-	-	-	-	9	9	-	-	-	-	3	3	-	-	-	-
32403	Manufacture of coin-operated games, billiards, special tables for games, etc.	21	21	21	-	-	-	-	-	-	-	-	-	-	21	21	-	-	-	-
32409	Manufacture of other games and toys n.e.c.	201	492	492	-	54	54	-	79	79	-	158	158	-	201	201	-	-	-	-
325	Manufacture of medical and dental instruments and supplies	2889	9952	9778	174	3327	3240	87	2310	2310	-	1321	1292	29	2820	2762	58	174	174	-
3250	Manufacture of medical and dental instruments and supplies	2889	9952	9778	174	3327	3240	87	2310	2310	-	1321	1292	29	2820	2762	58	174	174	-

Indsutry Major Groups		No. of reporting manufactruing units	Total			Regular Employees			Contract/Casual Employees			Contributing Family Workers			Own Account Worker			Others		
PSIC Code	Description		Total	Male	Female	Total	Male	Female	Total	Male	Female	Total	Male	Female	Total	Male	Female	Total	Male	Female
1	2		4	5	6	7	8	9	10	11	12	13	14	15	16	17	18	19	20	21
32501	Manufacture of surgical drapes and sterile string and tissue	1758	6239	6152	87	2243	2156	87	1561	1561	-	677	677	-	1758	1758	-	-	-	-
32502	Manufacture of dental fillings and cements (except denture adhesives), dental wax and other dental plaster preparations	83	185	185	-	55	55	-	-	-	-	47	47	-	83	83	-	-	-	-
32505	Manufacture of medical, surgical, dental or veterinary furniture	206	785	785	-	315	315	-	-	-	-	264	264	-	206	206	-	-	-	-
32506	Manufacture of dental instruments (including dentists' chairs incorporating dental equipment), orthopaedic and prosthetic devices	605	2038	2038	-	419	419	-	734	734	-	175	175	-	536	536	-	174	174	-
32507	Manufacture of bone plates and screws, syringes, needles, catheters, cannulae, etc., artificial teeth, bridges, etc., medical thermometers, bone reconstruction cements	26	126	126	-	41	41	-	15	15	-	44	44	-	26	26	-	-	-	-
32508	Manufacture of ophthalmic goods, eyeglasses, sunglasses, lenses ground to prescription, contact lenses, safety goggles	15	30	30	-	-	-	-	-	-	-	15	15	-	15	15	-	-	-	-
32509	Manufacture of other medical and dental instruments and supplies n.e.c.	196	549	462	87	254	254	-	-	-	-	99	70	29	196	138	58	-	-	-
329	Other manufacturing n.e.c.	3200	6720	2174	4546	282	282	-	106	106	-	3132	849	2283	3200	937	2263	-	-	-
3290	Other manufacturing n.e.c.	3200	6720	2174	4546	282	282	-	106	106	-	3132	849	2283	3200	937	2263	-	-	-
32901	Manufacture of protective safety equipment	36	36	36	-	-	-	-	-	-	-	-	-	-	36	36	-	-	-	-
32902	Manufacture of brooms and brushes, including brushes constituting parts of machines, shoe and clothes brushes,	1413	2569	1336	1233	282	282	-	106	106	-	768	340	428	1413	608	805	-	-	-
32903	Manufacture of pens and pencils of all kinds whether or not mechanical, pencil leads, stamps etc.	1701	3915	702	3213	-	-	-	-	-	-	2214	459	1755	1701	243	1458	-	-	-
32909	Others manufacturing n.e.c.	50	200	100	100	-	-	-	-	-	-	150	50	100	50	50	-	-	-	-
33	Repair and installation of machinery and equipment	6731	14302	14251	51	1368	1368	-	3951	3951	-	2394	2343	51	6409	6409	-	180	180	-
331	Repair of fabricated metal products, machinery and equipment	6556	13847	13796	51	1368	1368	-	3741	3741	-	2324	2273	51	6234	6234	-	180	180	-
3312	Repair of machinery	1210	2249	2249	-	190	190	-	548	548	-	419	419	-	1092	1092	-	-	-	-
33127	Repair and maintenance of miscellaneous machinery	944	1679	1679	-	56	56	-	376	376	-	318	318	-	929	929	-	-	-	-

Indsutry Major Groups		No. of reporting manufactruing units	Total			Regular Employees			Contract/Casual Employees			Contributing Family Workers			Own Account Worker			Others		
PSIC Code	Description		Total	Male	Female	Total	Male	Female	Total	Male	Female	Total	Male	Female	Total	Male	Female	Total	Male	Female
1	2	3	4	5	6	7	8	9	10	11	12	13	14	15	16	17	18	19	20	21
33128	Repair and maintenance of weighing equipment, vending machines, photocopy machines, calculators, typewriters etc.	131	360	360	-	134	134	-	134	134	-	64	64	-	28	28	-	-	-	-
33129	Repair of other machinery n.e.c.	135	210	210	-	-	-	-	38	38	-	37	37	-	135	135	-	-	-	-
3313	Repair of electronic and optical equipment	381	871	871	-	340	340	-	-	-	-	150	150	-	381	381	-	-	-	-
33131	Repair and maintenance of the measuring, testing, navigating and control equipment of group 265	345	835	835	-	340	340	-	-	-	-	150	150	-	345	345	-	-	-	-
33132	Repair and maintenance of irradiation, electro-medical and electrotherapeutic equipment of class 2660	36	36	36	-	-	-	-	-	-	-	-	-	-	36	36	-	-	-	-
3314	Repair of electrical equipment	3885	8301	8301	-	659	659	-	2408	2408	-	1269	1269	-	3821	3821	-	144	144	-
33141	Repair and maintenance of power, distribution, and specialty transformers	146	473	473	-	70	70	-	109	109	-	148	148	-	146	146	-	-	-	-
33142	Repair and maintenance of electric motors, generators etc	3100	6613	6613	-	503	503	-	2167	2167	-	799	799	-	3036	3036	-	108	108	-
33143	Repair and maintenance of switchgear and switchboard apparatus, relays and industrial controls, electric lighting equipment, primary and storage batteries etc.	573	1104	1104	-	50	50	-	123	123	-	322	322	-	573	573	-	36	36	-
33144	Repair and maintenance of current-carrying wiring devices and non current-carrying wiring devices for wiring electrical circuits etc.	66	111	111	-	36	36	-	9	9	-	-	-	-	66	66	-	-	-	-
3315	Repair of transport equipment, except motor vehicles	549	1494	1494	-	179	179	-	638	638	-	92	92	-	549	549	-	36	36	-
33153	Repair and maintenance of locomotives and railroad cars (except factory rebuilding or factory conversion)	478	1351	1351	-	179	179	-	602	602	-	56	56	-	478	478	-	36	36	-
33155	Repair of animal drawn buggies and wagons	71	143	143	-	-	-	-	36	36	-	36	36	-	71	71	-	-	-	-
3319	Repair of other equipment	531	932	881	51	-	-	-	147	147	-	394	343	51	391	391	-	-	-	-
33193	Restoring of organs and other historical musical instruments	36	36	36	-	-	-	-	-	-	-	-	-	-	36	36	-	-	-	-
33199	Repair of other equipment n.e.c.	495	896	845	51	-	-	-	147	147	-	394	343	51	355	355	-	-	-	-
332	Installation of industrial machinery and equipment	175	455	455	-	-	-	-	210	210	-	70	70	-	175	175	-	-	-	-
3320	Installation of industrial machinery and equipment	175	455	455	-	-	-	-	210	210	-	70	70	-	175	175	-	-	-	-

Indsutry Major Groups		No. of reporting manufactruing units	Total			Regular Employees			Contract/Casual Employees			Contributing Family Workers			Own Account Worker			Others		
PSIC Code	Description		Total	Male	Female	Total	Male	Female	Total	Male	Female	Total	Male	Female	Total	Male	Female	Total	Male	Female
1	2	3	4	5	6	7	8	9	10	11	12	13	14	15	16	17	18	19	20	21
33201	Installation of industrial machinery in industrial plant and industrial process control equipment	175	455	455	-	-	-	-	210	210	-	70	70	-	175	175	-	-	-	-
RURAL		195189	453487	323765	129722	63123	62742	381	68020	67527	493	122772	58970	63802	190044	125538	64506	9528	8988	540
10	Manufacture of food products	23048	63871	62114	1757	17452	17341	111	12495	12474	21	11719	10614	1105	21805	21285	520	400	400	-
101	Processing and preserving of meat	111	263	263	-	109	109	-	27	27	-	43	43	-	84	84	-	-	-	-
1010	Processing and preserving of meat	111	263	263	-	109	109	-	27	27	-	43	43	-	84	84	-	-	-	-
10103	Production of dried, salted or smoked meat	43	86	86	-	27	27	-	27	27	-	16	16	-	16	16	-	-	-	-
10104	Production of meat products	43	102	102	-	32	32	-	-	-	-	27	27	-	43	43	-	-	-	-
10109	Others (Processing and Preserving of meat)	25	75	75	-	50	50	-	-	-	-	-	-	-	25	25	-	-	-	-
103	Processing and preserving of fruit and vegetables	168	423	423	-	86	86	-	147	147	-	22	22	-	168	168	-	-	-	-
1030	Processing and preserving of fruit and vegetables	168	423	423	-	86	86	-	147	147	-	22	22	-	168	168	-	-	-	-
10301	Manufacture of food consisting chiefly of fruit or vegetables/ manufacture of perishable prepared foods of fruit and vegetables, such as: Salads, peeled or cut vegetables, tofu (bean curd)	35	105	105	-	70	70	-	-	-	-	-	-	-	35	35	-	-	-	-
10303	Manufacture of fruit or vegetable food products	8	24	24	-	16	16	-	-	-	-	-	-	-	8	8	-	-	-	-
10304	Manufacture of fruit or vegetable juices/ concentrates	70	209	209	-	-	-	-	132	132	-	7	7	-	70	70	-	-	-	-
10307	Roasting of nuts/ manufacture of nut foods and pastes	55	85	85	-	-	-	-	15	15	-	15	15	-	55	55	-	-	-	-
104	Manufacture of vegetable and animal oils and fats	1219	3172	3172	-	520	520	-	577	577	-	746	746	-	1147	1147	-	182	182	-
1040	Manufacture of vegetable and animal oils and fats	1219	3172	3172	-	520	520	-	577	577	-	746	746	-	1147	1147	-	182	182	-
10401	Manufacture of crude / refined vegetable oils and their processing	416	1014	1014	-	295	295	-	-	-	-	121	121	-	416	416	-	182	182	-
10402	Manufacture of non-defatted flour or meal of oilseeds, oil nuts or oil kernels	93	186	186	-	13	13	-	-	-	-	80	80	-	93	93	-	-	-	-
10404	Manufacture of non-edible animal oils and fats/ extraction of fish and marine mammal oils	30	60	60	-	15	15	-	15	15	-	-	-	-	30	30	-	-	-	-
10405	Production of cotton linters	26	26	26	-	-	-	-	-	-	-	-	-	-	26	26	-	-	-	-
10406	Production of oilcakes and other residual products of oil production	480	1274	1274	-	123	123	-	261	261	-	410	410	-	480	480	-	-	-	-
10409	Others (Manufacture of vegetable and animal oils and fats)	174	612	612	-	74	74	-	301	301	-	135	135	-	102	102	-	-	-	-
105	Manufacture of dairy products	2309	6809	6392	417	2114	2114	-	883	883	-	1544	1286	258	2248	2089	159	20	20	-
1050	Manufacture of dairy products	2309	6809	6392	417	2114	2114	-	883	883	-	1544	1286	258	2248	2089	159	20	20	-

Indsutry Major Groups		No. of reporting manufactruing units	Total			Regular Employees			Contract/Casual Employees			Contributing Family Workers			Own Account Worker			Others		
PSIC Code	Description		Total	Male	Female	Total	Male	Female	Total	Male	Female	Total	Male	Female	Total	Male	Female	Total	Male	Female
1	2	3	4	5	6	7	8	9	10	11	12	13	14	15	16	17	18	19	20	21
10501	Manufacture of fresh liquid milk, pasteurized, sterilized, homogenized and/or ultra heat treated/ manufacture of milk-based drinks	18	36	36	-	4	4	-	-	-	-	14	14	-	18	18	-	-	-	-
10502	Manufacture of cream from fresh liquid milk	75	177	177	-	-	-	-	51	51	-	51	51	-	75	75	-	-	-	-
10504	Manufacture of butter/ cheese etc.	224	742	526	216	54	54	-	70	70	-	259	178	81	359	224	135	-	-	-
10505	Manufacture of yoghurt	1028	1821	1762	59	72	72	-	89	89	-	597	562	35	1043	1019	24	20	20	-
10506	Manufacture of ice cream and other edible ice/ Manufacture of milk or cream in solid form	757	2970	2828	142	1462	1462	-	463	463	-	499	357	142	546	546	-	-	-	-
10509	Others (Manufacture of dairy products)	207	1063	1063	-	522	522	-	210	210	-	124	124	-	207	207	-	-	-	-
106	Manufacture of grain mill products, starches and starch products	10171	20336	19627	709	3445	3445	-	2918	2918	-	4333	3962	371	9640	9302	338	-	-	-
1061	Manufacture of grain mill products	10011	19968	19259	709	3378	3378	-	2918	2918	-	4180	3809	371	9492	9154	338	-	-	-
10611	Grain milling	8090	14820	14380	440	2354	2354	-	1468	1468	-	3259	3113	146	7739	7445	294	-	-	-
10612	Rice milling	143	558	558	-	-	-	-	311	311	-	104	104	-	143	143	-	-	-	-
10613	Vegetable milling	15	30	30	-	-	-	-	-	-	-	15	15	-	15	15	-	-	-	-
10614	Manufacture of cereal breakfast foods	29	110	29	81	-	-	-	-	-	-	54	-	54	56	29	27	-	-	-
10615	Manufacture of flour mixes and prepared blended flour and dough for bread, cakes, biscuits or pancakes	1381	3486	3471	15	895	895	-	838	838	-	567	552	15	1186	1186	-	-	-	-
10619	Others (Manufacture of grain mill products).	353	964	791	173	129	129	-	301	301	-	181	25	156	353	336	17	-	-	-
1062	Manufacture of starches and starch products	160	368	368	-	67	67	-	-	-	-	153	153	-	148	148	-	-	-	-
10621	Manufacture of starches from rice, potatoes, maize etc.	130	330	330	-	59	59	-	-	-	-	153	153	-	118	118	-	-	-	-
10625	Manufacture of corn oil	30	38	38	-	8	8	-	-	-	-	-	-	-	30	30	-	-	-	-
107	Manufacture of other food products	9070	32868	32237	631	11178	11067	111	7943	7922	21	5031	4555	476	8518	8495	23	198	198	-
1071	Manufacture of bakery products	7137	26688	26240	448	9409	9298	111	6041	6020	21	4307	4014	293	6733	6710	23	198	198	-
10711	Manufacture of bread and rolls	1040	3246	3225	21	1109	1109	-	713	692	21	409	409	-	1015	1015	-	-	-	-
10712	Manufacture of fresh/ preserved pastry, cakes, pies, tarts etc.	632	2478	2295	183	968	968	-	433	433	-	533	373	160	544	521	23	-	-	-
10713	Manufacture of rusks, biscuits and other "dry" bakery products/ snack products	1921	8427	8323	104	3691	3691	-	1454	1454	-	1365	1261	104	1737	1737	-	180	180	-
10719	Others (Manufacture of bakery products)	3544	12537	12397	140	3641	3530	111	3441	3441	-	2000	1971	29	3437	3437	-	18	18	-
1072	Manufacture of sugar	127	364	364	-	237	237	-	-	-	-	-	-	-	127	127	-	-	-	-
10721	Manufacture or refining of sugar and sugar substitutes from the juice of cane, beet, maple and palm etc.	115	340	340	-	225	225	-	-	-	-	-	-	-	115	115	-	-	-	-

Indsutry Major Groups		No. of reporting manufactruing units	Total			Regular Employees			Contract/Casual Employees			Contributing Family Workers			Own Account Worker			Others		
PSIC Code	Description		Total	Male	Female	Total	Male	Female	Total	Male	Female	Total	Male	Female	Total	Male	Female	Total	Male	Female
1	2	3	4	5	6	7	8	9	10	11	12	13	14	15	16	17	18	19	20	21
10722	Manufacture of sugar syrups	12	24	24	-	12	12	-	-	-	-	-	-	-	12	12	-	-	-	-
1073	Manufacture of cocoa, chocolate and sugar confectionery	162	584	401	183	89	89	-	150	150	-	183	-	183	162	162	-	-	-	-
10732	Manufacture of chocolate & chocolate confectionery, sugar confectionery etc.	123	368	185	183	62	62	-	-	-	-	183	-	183	123	123	-	-	-	-
10734	Preserving in sugar of fruit, nuts, fruit peels and other parts of plants	39	216	216	-	27	27	-	150	150	-	-	-	-	39	39	-	-	-	-
1074	Manufacture of macaroni, noodles, couscous and similar farinaceous products	34	68	68	-	-	-	-	-	-	-	34	34	-	34	34	-	-	-	-
10741	Manufacture of pastas such as macaroni and noodles etc.	34	68	68	-	-	-	-	-	-	-	34	34	-	34	34	-	-	-	-
1075	Manufacture of prepared meals and dishes	778	2941	2941	-	1170	1170	-	1003	1003	-	78	78	-	690	690	-	-	-	-
10751	Manufacture of meat or poultry dishes	428	1795	1795	-	702	702	-	713	713	-	24	24	-	356	356	-	-	-	-
10752	Manufacture of fish dishes, including fish and chips	23	69	69	-	-	-	-	46	46	-	-	-	-	23	23	-	-	-	-
10753	Manufacture of prepared dishes of vegetables	112	520	520	-	232	232	-	184	184	-	8	8	-	96	96	-	-	-	-
10759	Others (Manufacture of prepared meals and dishes)	215	557	557	-	236	236	-	60	60	-	46	46	-	215	215	-	-	-	-
1079	Manufacture of other food products n.e.c.	832	2223	2223	-	273	273	-	749	749	-	429	429	-	772	772	-	-	-	-
10792	Blending of tea and mate/ manufacture of extracts and preparations based on tea or maté	42	112	112	-	-	-	-	70	70	-	-	-	-	42	42	-	-	-	-
10795	Manufacture of perishable prepared foods, such as sandwiches, fresh pizza	326	884	884	-	194	194	-	226	226	-	138	138	-	326	326	-	-	-	-
10796	Manufacture of spices, sauces and condiments	121	270	270	-	69	69	-	36	36	-	44	44	-	121	121	-	-	-	-
10797	Manufacture of herb infusions (mint, vervain, chamomile etc.)/ manufacture of extracts and juices of meat, fish, crustaceans or molluscs	17	17	17	-	-	-	-	-	-	-	-	-	-	17	17	-	-	-	-
10798	Processing of salt into food-grade salt, e.g. iodized salt	110	350	350	-	-	-	-	208	208	-	49	49	-	93	93	-	-	-	-
10799	Others (Manufacture of food products)	216	590	590	-	10	10	-	209	209	-	198	198	-	173	173	-	-	-	-
11	Manufacture of beverages	620	1914	1763	151	131	131	-	241	241	-	922	771	151	620	620	-	-	-	-
110	Manufacture of beverages	620	1914	1763	151	131	131	-	241	241	-	922	771	151	620	620	-	-	-	-
1104	Manufacture of soft drinks; production of mineral waters and other bottled waters	620	1914	1763	151	131	131	-	241	241	-	922	771	151	620	620	-	-	-	-
11041	Manufacture of non-alcoholic beverages	20	56	56	-	4	4	-	-	-	-	32	32	-	20	20	-	-	-	-

Indsutry Major Groups		No. of reporting manufactruing units	Total			Regular Employees			Contract/Casual Employees			Contributing Family Workers			Own Account Worker			Others		
PSIC Code	Description		Total	Male	Female	Total	Male	Female	Total	Male	Female	Total	Male	Female	Total	Male	Female	Total	Male	Female
1	2	3	4	5	6	7	8	9	10	11	12	13	14	15	16	17	18	19	20	21
11043	Manufacture of soft drinks like lemonade, orangeade, cola, fruit drinks, tonic waters etc.	600	1858	1707	151	127	127	-	241	241	-	890	739	151	600	600	-	-	-	-
12	Manufacture of tobacco products	1081	5435	5294	141	2073	2073	-	1154	1154	-	1110	996	114	1092	1065	27	6	6	-
120	Manufacture of tobacco products	1081	5435	5294	141	2073	2073	-	1154	1154	-	1110	996	114	1092	1065	27	6	6	-
1200	Manufacture of tobacco products	1081	5435	5294	141	2073	2073	-	1154	1154	-	1110	996	114	1092	1065	27	6	6	-
12001	Manufacture of tobacco products and products of tobacco substitutes etc.	1081	5435	5294	141	2073	2073	-	1154	1154	-	1110	996	114	1092	1065	27	6	6	-
13	Manufacture of textiles	68670	138937	37821	101116	5628	5388	240	8175	8065	110	56163	6605	49558	68014	17183	50831	957	580	377
131	Spinning, weaving and finishing of textiles	1818	5776	4999	777	1449	1449	-	1985	1905	80	524	391	133	1818	1254	564	-	-	-
1311	Preparation and spinning of textile fibres	425	1454	1214	240	728	728	-	250	210	40	51	51	-	425	225	200	-	-	-
13111	Preparatory operations on textile fibres	70	560	560	-	280	280	-	210	210	-	-	-	-	70	70	-	-	-	-
13112	Spinning and manufacture of yarn or thread	355	894	654	240	448	448	-	40	-	40	51	51	-	355	155	200	-	-	-
1312	Weaving of textiles	885	3637	3637	-	719	719	-	1695	1695	-	338	338	-	885	885	-	-	-	-
13121	Manufacture of broad woven cotton-type, woollen-type, worsted-type or silk-type fabrics	774	3436	3436	-	719	719	-	1665	1665	-	278	278	-	774	774	-	-	-	-
13129	Others (Weaving of textiles)	111	201	201	-	-	-	-	30	30	-	60	60	-	111	111	-	-	-	-
1313	Finishing of textiles	508	685	148	537	2	2	-	40	-	40	135	2	133	508	144	364	-	-	-
13131	Bleaching and dyeing of textile fibres, yarns, fabrics and textile articles, including wearing apparel	400	505	50	455	-	-	-	-	-	-	105	-	105	400	50	350	-	-	-
13132	Dressing, drying, steaming, shrinking, mending, Sanforizing, mercerizing of textiles and textile articles, including wearing apparel	108	180	98	82	2	2	-	40	-	40	30	2	28	108	94	14	-	-	-
139	Manufacture of other textiles	66852	133161	32822	100339	4179	3939	240	6190	6160	30	55639	6214	49425	66196	15929	50267	957	580	377
1391	Manufacture of knitted and crocheted fabrics	401	1020	426	594	18	18	-	263	263	-	338	41	297	401	104	297	-	-	-
13910	Manufacture and processing of knitted or crocheted fabrics etc.	401	1020	426	594	18	18	-	263	263	-	338	41	297	401	104	297	-	-	-
1392	Manufacture of made-up textile articles, except apparel	4269	8862	2367	6495	734	646	88	315	315	-	3588	310	3278	4225	1096	3129	-	-	-
13921	Manufacture, of made-up articles of any textile material	3253	6974	1617	5357	734	646	88	-	-	-	2957	132	2825	3283	839	2444	-	-	-
13922	Manufacture of made-up furnishing articles	928	1560	422	1138	-	-	-	115	115	-	591	138	453	854	169	685	-	-	-
13929	Others (Manufacture of made-up textile articles, except apparel)	88	328	328	-	-	-	-	200	200	-	40	40	-	88	88	-	-	-	-
1393	Manufacture of carpets and rugs	4245	10495	3917	6578	56	56	-	868	868	-	5082	1071	4011	4341	1882	2459	148	40	108

Indsutry Major Groups		No. of reporting manufactruing units	Total			Regular Employees			Contract/Casual Employees			Contributing Family Workers			Own Account Worker			Others		
PSIC Code	Description		Total	Male	Female	Total	Male	Female	Total	Male	Female	Total	Male	Female	Total	Male	Female	Total	Male	Female
1	2	3	4	5	6	7	8	9	10	11	12	13	14	15	16	17	18	19	20	21
13930	Manufacture of textile floor coverings like carpets, rugs and mats, tiles etc.	4245	10495	3917	6578	56	56	-	868	868	-	5082	1071	4011	4341	1882	2459	148	40	108
1394	Manufacture of cordage, rope, twine and netting	1055	2345	1030	1315	141	141	-	158	158	-	991	196	795	1023	503	520	32	32	-
13941	Manufacture of twine, cordage, rope and cables of textile fibres or strip or the like	445	743	375	368	-	-	-	126	126	-	172	64	108	445	185	260	-	-	-
13942	Manufacture of knotted netting of twine, cordage or rope including products of rope or netting	610	1602	655	947	141	141	-	32	32	-	819	132	687	578	318	260	32	32	-
1399	Manufacture of other textiles n.e.c.	56882	110439	25082	85357	3230	3078	152	4586	4556	30	45640	4596	41044	56206	12344	43862	777	508	269
13991	Manufacture of labels, badges etc.	363	790	31	759	-	-	-	-	-	-	427	-	427	363	31	332	-	-	-
13992	Manufacture of tulles and other net fabrics, and of lace and embroidery/ ornamental trimmings	53692	103030	23283	79747	3206	3054	152	3746	3716	30	42285	4382	37903	53016	11623	41393	777	508	269
13999	Others (Manufacture of other textiles)	2827	6619	1768	4851	24	24	-	840	840	-	2928	214	2714	2827	690	2137	-	-	-
14	Manufacture of wearing apparel	14164	28846	14332	14514	1735	1731	4	4428	4384	44	8003	1003	7000	14164	6745	7419	516	469	47
141	Manufacture of wearing apparel, except fur apparel	11922	25545	13520	12025	1721	1717	4	3932	3888	44	7480	1003	6477	11896	6443	5453	516	469	47
1410	Manufacture of wearing apparel, except fur apparel	11922	25545	13520	12025	1721	1717	4	3932	3888	44	7480	1003	6477	11896	6443	5453	516	469	47
14101	Manufacture of wearing apparel made of leather or composition leather	30	114	98	16	-	-	-	56	56	-	28	16	12	30	26	4	-	-	-
14102	Manufacture of other outerwear/ work wear	6053	12194	10618	1576	1643	1643	-	3124	3080	44	1019	614	405	5903	4812	1091	505	469	36
14103	Manufacture of underwear and nightwear	61	61	32	29	-	-	-	-	-	-	-	-	-	61	32	29	-	-	-
14104	Manufacture of babies' garments, tracksuits and others etc.	150	731	694	37	-	-	-	581	581	-	-	-	-	150	113	37	-	-	-
14105	Manufacture of other clothing accessories such as gloves, belts, shawls, ties, cravats, hairnets etc./ hats and caps	5494	12202	1980	10222	74	70	4	159	159	-	6340	367	5973	5618	1384	4234	11	-	11
14109	Others (Manufacture of wearing apparel, except fur apparel)	134	243	98	145	4	4	-	12	12	-	93	6	87	134	76	58	-	-	-
143	Manufacture of knitted and crocheted apparel	2242	3301	812	2489	14	14	-	496	496	-	523	-	523	2268	302	1966	-	-	-
1430	Manufacture of knitted and crocheted apparel	2242	3301	812	2489	14	14	-	496	496	-	523	-	523	2268	302	1966	-	-	-
14301	Manufacture of knitted or crocheted wearing apparel and other made-up articles like pullovers, cardigans, jerseys, waistcoats and similar articles	2143	3202	812	2390	14	14	-	496	496	-	523	-	523	2169	302	1867	-	-	-
14309	Others (Manufacture of knitting and crocheted apparel)	99	99	-	99	-	-	-	-	-	-	-	-	-	99	-	99	-	-	-
15	Manufacture of leather and related products	5479	14097	11504	2593	1002	1002	-	4055	4017	38	3280	2051	1229	5469	4143	1326	291	291	-

Indsutry Major Groups		No. of reporting manufactruing units	Total			Regular Employees			Contract/Casual Employees			Contributing Family Workers			Own Account Worker			Others		
PSIC Code	Description		Total	Male	Female	Total	Male	Female	Total	Male	Female	Total	Male	Female	Total	Male	Female	Total	Male	Female
1	2		4	5	6	7	8	9	10	11	12	13	14	15	16	17	18	19	20	21
151	Tanning and dressing of leather; manufacture of luggage, handbags, saddlery and harness; dressing and dyeing of fur	204	276	253	23	-	-	-	4	4	-	68	68	-	204	181	23	-	-	-
1511	Tanning and dressing of leather; dressing and dyeing of fur	58	116	93	23	-	-	-	-	-	-	58	58	-	58	35	23	-	-	-
15112	Scraping, shearing, plucking, currying, tanning, bleaching and dyeing of fur skins and hides with the hair on	35	70	70	-	-	-	-	-	-	-	35	35	-	35	35	-	-	-	-
15119	Others (Tanning and dressing of leather, dressing and dying of fur)	23	46	23	23	-	-	-	-	-	-	23	23	-	23	-	23	-	-	-
1512	Manufacture of luggage, handbags and the like, saddlery and harness	146	160	160	-	-	-	-	4	4	-	10	10	-	146	146	-	-	-	-
15121	Manufacture of luggage, handbags and the like, of leather, composition leather or any other material	115	125	125	-	-	-	-	2	2	-	8	8	-	115	115	-	-	-	-
15129	Others (Manufacture of luggage, handbags and the saddlery and harness)	31	35	35	-	-	-	-	2	2	-	2	2	-	31	31	-	-	-	-
152	Manufacture of footwear	5275	13821	11251	2570	1002	1002	-	4051	4013	38	3212	1983	1229	5265	3962	1303	291	291	-
1520	Manufacture of footwear	5275	13821	11251	2570	1002	1002	-	4051	4013	38	3212	1983	1229	5265	3962	1303	291	291	-
15201	Manufacture of footwear for all purposes, of any material, by any process	3452	9806	9754	52	878	878	-	3342	3304	38	1897	1883	14	3442	3442	-	247	247	-
15202	Manufacture of leather parts of footwear etc.	585	1393	1275	118	-	-	-	681	681	-	107	92	15	585	482	103	20	20	-
15209	Others (Manufacture of footwear)	1238	2622	222	2400	124	124	-	28	28	-	1208	8	1200	1238	38	1200	24	24	-
16	Manufacture of wood and of products of wood and cork, except furniture, manufacture of articles of straw and plaiting materials	16751	38741	34036	4705	6233	6233	-	5250	5158	92	10487	8556	1931	16416	13746	2670	355	343	12
161	Sawmilling and planning of wood	2917	7785	7748	37	2462	2462	-	1261	1261	-	1215	1198	17	2845	2825	20	2	2	-
1610	Sawmilling and planning of wood	2917	7785	7748	37	2462	2462	-	1261	1261	-	1215	1198	17	2845	2825	20	2	2	-
16101	Sawing, planning and machining of wood/ slicing, peeling or chipping logs	2844	7664	7627	37	2414	2414	-	1261	1261	-	1215	1198	17	2772	2752	20	2	2	-
16103	Manufacture of unassembled wooden flooring/ wood wool, wood flour, chips, particles	48	96	96	-	48	48	-	-	-	-	-	-	-	48	48	-	-	-	-
16109	Others (Manufacture of Sawmilling and planning of wood)	25	25	25	-	-	-	-	-	-	-	-	-	-	25	25	-	-	-	-
162	Manufacture of products of wood, cork, straw and plaiting materials	13834	30956	26288	4668	3771	3771	-	3989	3897	92	9272	7358	1914	13571	10921	2650	353	341	12

Indsutry Major Groups		No. of reporting manufactruing units	Total			Regular Employees			Contract/Casual Employees			Contributing Family Workers			Own Account Worker			Others		
PSIC Code	Description		Total	Male	Female	Total	Male	Female	Total	Male	Female	Total	Male	Female	Total	Male	Female	Total	Male	Female
1	2	3	4	5	6	7	8	9	10	11	12	13	14	15	16	17	18	19	20	21
1621	Manufacture of veneer sheets and wood-based panels	522	1279	1279	-	116	116	-	213	213	-	414	414	-	506	506	-	30	30	-
16211	Manufacture of veneer sheets	62	193	193	-	101	101	-	-	-	-	46	46	-	46	46	-	-	-	-
16212	Manufacture of plywood, veneer panels and similar laminated wood boards and sheets	49	94	94	-	-	-	-	-	-	-	15	15	-	49	49	-	30	30	-
16213	Manufacture of particle board and fibreboard/ densified wood etc.	15	30	30	-	15	15	-	-	-	-	-	-	-	15	15	-	-	-	-
16219	Others (Manufacture of veneer sheets and wood-based panels)	396	962	962	-	-	-	-	213	213	-	353	353	-	396	396	-	-	-	-
1622	Manufacture of builders' carpentry and joinery	4527	11009	10891	118	1614	1614	-	1882	1882	-	2875	2798	77	4379	4338	41	259	259	-
16221	Manufacture of wooden goods intended to be used in the construction industry	2793	6895	6777	118	1614	1614	-	872	872	-	1505	1428	77	2645	2604	41	259	259	-
16222	Manufacture of prefabricated buildings, or elements thereof, predominantly of wood/ mobile homes / wood partitions etc.	1734	4114	4114	-	-	-	-	1010	1010	-	1370	1370	-	1734	1734	-	-	-	-
1623	Manufacture of wooden containers	922	1953	1786	167	-	-	-	92	92	-	939	833	106	922	861	61	-	-	-
16231	Manufacture of packing cases, boxes, crates, drums/ cable-drums etc. of wood	796	1544	1422	122	-	-	-	-	-	-	748	687	61	796	735	61	-	-	-
16232	Manufacture of pallets, box pallets and other load boards of wood/ manufacture of barrels, vats, tubs and other coopers' products of wood	126	409	364	45	-	-	-	92	92	-	191	146	45	126	126	-	-	-	-
1629	Manufacture of other products of wood; manufacture of articles of cork, straw and plaiting materials	7863	16715	12332	4383	2041	2041	-	1802	1710	92	5044	3313	1731	7764	5216	2548	64	52	12
16291	Manufacture of various wood products (see detail in description)	3990	9180	8500	680	1507	1507	-	806	806	-	2826	2446	380	3989	3689	300	52	52	-
16292	Natural cork processing, manufacture of agglomerated cork / articles of cork etc.	1845	2316	109	2207	30	30	-	-	-	-	459	78	381	1815	1	1814	12	-	12
16299	Others(Manufacture of other products of wood, manufacture of articles of cork, straw and planting materials)	2028	5219	3723	1496	504	504	-	996	904	92	1759	789	970	1960	1526	434	-	-	-
17	Manufacture of paper and paper products	483	1552	889	663	100	100	-	484	484	-	461	40	421	473	231	242	34	34	-
170	Manufacture of paper and paper products	483	1552	889	663	100	100	-	484	484	-	461	40	421	473	231	242	34	34	-
1702	Manufacture of corrugated paper and paperboard and of containers of paper and paperboard	483	1552	889	663	100	100	-	484	484	-	461	40	421	473	231	242	34	34	-

Indsutry Major Groups		No. of reporting manufactruing units	Total			Regular Employees			Contract/Casual Employees			Contributing Family Workers			Own Account Worker			Others		
PSIC Code	Description		Total	Male	Female	Total	Male	Female	Total	Male	Female	Total	Male	Female	Total	Male	Female	Total	Male	Female
1	2	3	4	5	6	7	8	9	10	11	12	13	14	15	16	17	18	19	20	21
17021	Manufacture of corrugated paper and paperboard and their container etc.	59	236	-	236	-	-	-	-	-	-	177	-	177	59	-	59	-	-	-
17022	Manufacture of sacks, bags, office box files and similar articles of paper	424	1316	889	427	100	100	-	484	484	-	284	40	244	414	231	183	34	34	-
18	Printing and reproduction of recorded media	1898	4255	4255	-	864	864	-	676	676	-	721	721	-	1870	1870	-	124	124	-
181	Printing and service activities related to printing	1898	4255	4255	-	864	864	-	676	676	-	721	721	-	1870	1870	-	124	124	-
1811	Printing	1385	3364	3364	-	840	840	-	482	482	-	547	547	-	1385	1385	-	110	110	-
18111	Printing of newspapers, magazines and other periodicals	20	30	30	-	10	10	-	-	-	-	-	-	-	20	20	-	-	-	-
18112	Printing of books and brochures, music and music manuscripts, maps, atlases, posters, advertising catalogues, prospectuses and other printed advertising,	1050	2920	2920	-	794	794	-	431	431	-	535	535	-	1050	1050	-	110	110	-
18114	Printing of diaries, calendars, business forms and other commercial printed matter, personal stationery and other printed matter by letterpress, offset, photogravure, flexographic and other printing presses, duplication machines, computer printers, emboss	70	118	118	-	36	36	-	-	-	-	12	12	-	70	70	-	-	-	-
18115	Printing directly onto textiles, plastic, glass, metal, wood and ceramics (except silk-screen printing on textiles and wearing apparel)	125	176	176	-	-	-	-	51	51	-	-	-	-	125	125	-	-	-	-
18119	Other printing n.e.c.	120	120	120	-	-	-	-	-	-	-	-	-	-	120	120	-	-	-	-
1812	Service activities related to printing	513	891	891	-	24	24	-	194	194	-	174	174	-	485	485	-	14	14	-
18121	Binding of printed sheets	288	440	440	-	-	-	-	88	88	-	73	73	-	279	279	-	-	-	-
18122	Composition, typesetting, phototypesetting, pre-press data input including scanning and optical character recognition, electronic make-up	107	288	288	-	14	14	-	74	74	-	79	79	-	107	107	-	14	14	-
18124	Preparation of plates and dies	60	70	70	-	10	10	-	-	-	-	-	-	-	60	60	-	-	-	-
18125	Design of printing products e.g. sketches, layouts, dummies etc.	15	15	15	-	-	-	-	-	-	-	-	-	-	15	15	-	-	-	-
18126	Other graphic activities such as die-sinking or die-stamping, Braille copying, embossing, varnishing and laminating, collating and inseting, creasing	19	54	54	-	-	-	-	32	32	-	22	22	-	-	-	-	-	-	-
18129	Other (Service activities related to printing)	24	24	24	-	-	-	-	-	-	-	-	-	-	24	24	-	-	-	-

Indsutry Major Groups		No. of reporting manufactruing units	Total			Regular Employees			Contract/Casual Employees			Contributing Family Workers			Own Account Worker			Others		
PSIC Code	Description		Total	Male	Female	Total	Male	Female	Total	Male	Female	Total	Male	Female	Total	Male	Female	Total	Male	Female
1	2		4	5	6	7	8	9	10	11	12	13	14	15	16	17	18	19	20	21
20	Manufacture of chemicals and chemical products	82	402	402	-	180	180	-	222	222	-	-	-	-	-	-	-	-	-	-
202	Manufacture of other chemical products	45	180	180	-	180	180	-	-	-	-	-	-	-	-	-	-	-	-	-
2023	Manufacture of soap and detergents, cleaning and polishing preparations, perfumes and toilet preparations	45	180	180	-	180	180	-	-	-	-	-	-	-	-	-	-	-	-	-
20232	Manufacture of soap	45	180	180	-	180	180	-	-	-	-	-	-	-	-	-	-	-	-	-
203	Manufacture of man-made fibres	37	222	222	-	-	-	-	222	222	-	-	-	-	-	-	-	-	-	-
2030	Manufacture of man-made fibres	37	222	222	-	-	-	-	222	222	-	-	-	-	-	-	-	-	-	-
20309	Others (Manufacture of man-made fibres)	37	222	222	-	-	-	-	222	222	-	-	-	-	-	-	-	-	-	-
22	Manufacture of rubber and plastics products	506	1510	1470	40	471	471	-	599	599	-	55	55	-	385	345	40	-	-	-
221	Manufacture of rubber products	166	526	526	-	-	-	-	328	328	-	32	32	-	166	166	-	-	-	-
2211	Manufacture of rubber tyres and tubes; retreading and rebuilding of rubber tyres	62	124	124	-	-	-	-	62	62	-	-	-	-	62	62	-	-	-	-
22119	Others (Manufacture of rubber tyres and tubes, retreading and rebuilding of rubber tyres)	62	124	124	-	-	-	-	62	62	-	-	-	-	62	62	-	-	-	-
2219	Manufacture of other rubber products	104	402	402	-	-	-	-	266	266	-	32	32	-	104	104	-	-	-	-
22191	Manufacture of other products of natural or synthetic rubber (see description for detail)	67	291	291	-	-	-	-	192	192	-	32	32	-	67	67	-	-	-	-
22192	Manufacture of rubber brushes, pipe stems, combs, hair pins etc.	37	111	111	-	-	-	-	74	74	-	-	-	-	37	37	-	-	-	-
222	Manufacture of plastics products	340	984	944	40	471	471	-	271	271	-	23	23	-	219	179	40	-	-	-
2220	Manufacture of plastics products	340	984	944	40	471	471	-	271	271	-	23	23	-	219	179	40	-	-	-
22201	Manufacture of semi-manufactures and finished plastic products/ plastic articles for the packing of goods	58	301	301	-	105	105	-	115	115	-	23	23	-	58	58	-	-	-	-
22203	Manufacture of plastic tableware, kitchenware and toilet articles	15	75	75	-	-	-	-	60	60	-	-	-	-	15	15	-	-	-	-
22209	Manufacture of other diverse plastic products	267	608	568	40	366	366	-	96	96	-	-	-	-	146	106	40	-	-	-
23	Manufacture of other non-metallic mineral products	3946	12409	11378	1031	1961	1961	-	3947	3947	-	2335	1566	769	3926	3664	262	240	240	-
231	Manufacture of glass and glass products	24	48	48	-	-	-	-	-	-	-	24	24	-	24	24	-	-	-	-
2310	Manufacture of glass and glass products	24	48	48	-	-	-	-	-	-	-	24	24	-	24	24	-	-	-	-
23109	Others (Manufacture of glass and glass products)	24	48	48	-	-	-	-	-	-	-	24	24	-	24	24	-	-	-	-
239	Manufacture of non-metallic mineral products n.e.c.	3922	12361	11330	1031	1961	1961	-	3947	3947	-	2311	1542	769	3902	3640	262	240	240	-
2392	Manufacture of clay building materials	1319	3346	2893	453	232	232	-	890	890	-	615	340	275	1369	1191	178	240	240	-

Indsutry Major Groups		No. of reporting manufactruing units	Total			Regular Employees			Contract/Casual Employees			Contributing Family Workers			Own Account Worker			Others		
PSIC Code	Description		Total	Male	Female	Total	Male	Female	Total	Male	Female	Total	Male	Female	Total	Male	Female	Total	Male	Female
1	2	3	4	5	6	7	8	9	10	11	12	13	14	15	16	17	18	19	20	21
23921	Manufacture of non-refractory ceramic hearth or wall tiles, mosaic cubes etc.	295	695	380	315	-	-	-	-	-	-	365	130	235	330	250	80	-	-	-
23922	Manufacture of structural non-refractory clay building materials, like ceramic bricks, roofing tiles, pipes, conduits etc./ flooring blocks in baked clay	1024	2651	2513	138	232	232	-	890	890	-	250	210	40	1039	941	98	240	240	-
2393	Manufacture of other porcelain and ceramic products	290	1254	679	575	8	8	-	208	208	-	748	254	494	290	209	81	-	-	-
23931	Manufacture of ceramic tableware and other domestic or toilet articles etc.	193	1109	615	494	8	8	-	160	160	-	748	254	494	193	193	-	-	-	-
23939	Manufacture of other porcelain and ceramic products n.e.c.	97	145	64	81	-	-	-	48	48	-	-	-	-	97	16	81	-	-	-
2395	Manufacture of articles of concrete, cement and plaster	1739	4565	4565	-	996	996	-	1120	1120	-	780	780	-	1669	1669	-	-	-	-
23951	Manufacture of precast concrete, cement or artificial stone articles and plaster articles for use in construction	865	2385	2385	-	408	408	-	537	537	-	645	645	-	795	795	-	-	-	-
23952	Manufacture of prefabricated structural components for buildings or civil engineering of cement, concrete or artificial stone	197	247	247	-	50	50	-	-	-	-	-	-	-	197	197	-	-	-	-
23953	Manufacture of articles of asbestos-cement or cellulose fibre-cement or the like (sheets, panels, tiles,, pipes, troughs, basins, sinks, furniture, frames etc.)	339	1026	1026	-	493	493	-	146	146	-	48	48	-	339	339	-	-	-	-
23959	Manufacture of other articles of concrete, plaster, cement or artificial stone	338	907	907	-	45	45	-	437	437	-	87	87	-	338	338	-	-	-	-
2396	Cutting, shaping and finishing of stone	519	3048	3048	-	711	711	-	1672	1672	-	146	146	-	519	519	-	-	-	-
23961	Cutting, shaping and finishing of stone for use in construction, in cemeteries, on roads, as roofing etc.	519	3048	3048	-	711	711	-	1672	1672	-	146	146	-	519	519	-	-	-	-
2399	Manufacture of other non-metallic mineral products n.e.c.	55	148	145	3	14	14	-	57	57	-	22	22	-	55	52	3	-	-	-
23991	Manufacture of millstones, sharpening or polishing stones and natural or artificial abrasive products, including abrasive products on a soft base	14	28	28	-	14	14	-	-	-	-	-	-	-	14	14	-	-	-	-

Indsutry Major Groups		No. of reporting manufactruing units	Total			Regular Employees			Contract/Casual Employees			Contributing Family Workers			Own Account Worker			Others		
PSIC Code	Description		Total	Male	Female	Total	Male	Female	Total	Male	Female	Total	Male	Female	Total	Male	Female	Total	Male	Female
1	2	3	4	5	6	7	8	9	10	11	12	13	14	15	16	17	18	19	20	21
23992	Manufacture of friction material and unmounted articles thereof with a base of mineral substances or of cellulose	41	120	117	3	-	-	-	57	57	-	22	22	-	41	38	3	-	-	-
24	Manufacture of basic metals	1381	3206	3206	-	432	432	-	695	695	-	572	572	-	1342	1342	-	165	165	-
243	Casting of metals	1381	3206	3206	-	432	432	-	695	695	-	572	572	-	1342	1342	-	165	165	-
2431	Casting of iron and steel	1358	3160	3160	-	432	432	-	672	672	-	572	572	-	1319	1319	-	165	165	-
24311	Casting of semi-finished iron products/ casting of iron castings	20	60	60	-	-	-	-	40	40	-	-	-	-	20	20	-	-	-	-
24319	Others (Casting of iron and steel)	1338	3100	3100	-	432	432	-	632	632	-	572	572	-	1299	1299	-	165	165	-
2432	Casting of non-ferrous metals	23	46	46	-	-	-	-	23	23	-	-	-	-	23	23	-	-	-	-
24321	Casting of semi-finished products of aluminium, magnesium, titanium, zinc etc.	23	46	46	-	-	-	-	23	23	-	-	-	-	23	23	-	-	-	-
25	Manufacture of fabricated metal products, except machinery and equipment	19384	50379	48728	1651	9878	9878	-	12178	12070	108	7663	7027	636	18310	17451	859	2350	2302	48
251	Manufacture of structural metal products, tanks, reservoirs and steam generators	12608	35247	35125	122	7257	7257	-	10009	10009	-	4479	4431	48	11630	11604	26	1872	1824	48
2511	Manufacture of structural metal products	12566	35079	34957	122	7173	7173	-	10009	10009	-	4437	4389	48	11588	11562	26	1872	1824	48
25112	Manufacture of prefabricated buildings mainly of metal, metal doors, windows and their frames, shutters and gates, room partitions etc.	12566	35079	34957	122	7173	7173	-	10009	10009	-	4437	4389	48	11588	11562	26	1872	1824	48
2512	Manufacture of tanks, reservoirs and containers of metal	42	168	168	-	84	84	-	-	-	-	42	42	-	42	42	-	-	-	-
25121	Manufacture of reservoirs, tanks and similar containers of metal, of types normally installed as fixtures for storage or manufacturing use	42	168	168	-	84	84	-	-	-	-	42	42	-	42	42	-	-	-	-
252	Manufacture of weapons and ammunition	34	136	136	-	68	68	-	-	-	-	34	34	-	34	34	-	-	-	-
2520	Manufacture of weapons and ammunition	34	136	136	-	68	68	-	-	-	-	34	34	-	34	34	-	-	-	-
25202	Manufacture of small arms (revolvers, shotguns, light machine guns)	34	136	136	-	68	68	-	-	-	-	34	34	-	34	34	-	-	-	-
259	Manufacture of other fabricated metal products; metalworking service activities	6742	14996	13467	1529	2553	2553	-	2169	2061	108	3150	2562	588	6646	5813	833	478	478	-
2592	Treatment and coating of metals; machining	130	509	509	-	207	207	-	11	11	-	61	61	-	130	130	-	100	100	-
25923	Boring, turning, milling, eroding, planning, lapping, broaching, levelling, sawing, grinding, sharpening, polishing, welding, splicing etc. of metalwork pieces	130	509	509	-	207	207	-	11	11	-	61	61	-	130	130	-	100	100	-

Indsutry Major Groups		No. of reporting manufactruing units	Total			Regular Employees			Contract/Casual Employees			Contributing Family Workers			Own Account Worker			Others		
PSIC Code	Description		Total	Male	Female	Total	Male	Female	Total	Male	Female	Total	Male	Female	Total	Male	Female	Total	Male	Female
1	2		4	5	6	7	8	9	10	11	12	13	14	15	16	17	18	19	20	21
2593	Manufacture of cutlery, hand tools and general hardware	2549	5114	5086	28	586	586	-	743	743	-	1131	1117	14	2484	2470	14	170	170	-
25931	Manufacture of cutlery	302	981	981	-	200	200	-	519	519	-	25	25	-	237	237	-	-	-	-
25932	Manufacture of knives and cutting blades, hand tools, non-power-driven agricultural hand tools, saws and saw blades for machines or for mechanical appliances	1677	2793	2793	-	140	140	-	156	156	-	799	799	-	1677	1677	-	21	21	-
25933	Manufacture of padlocks, locks, keys, hinges and the like, hardware for buildings, furniture, vehicles etc.	246	611	611	-	172	172	-	24	24	-	147	147	-	246	246	-	22	22	-
25934	Manufacture of other tools of such nature n.e.c.	324	729	701	28	74	74	-	44	44	-	160	146	14	324	310	14	127	127	-
2599	Manufacture of other fabricated metal products n.e.c.	4063	9373	7872	1501	1760	1760	-	1415	1307	108	1958	1384	574	4032	3213	819	208	208	-
25991	Manufacture of cans, drums, buckets, boxes, tins and cans for food products, metal cable, plaited bands and similar articles,	3210	6744	5271	1473	1169	1169	-	753	645	108	1525	965	560	3203	2398	805	94	94	-
25992	Manufacture of uninsulated metal cable or insulated cable not capable of being used as a conductor of electricity, articles made of wire etc.	14	14	14	-	-	-	-	-	-	-	-	-	-	14	14	-	-	-	-
25993	Manufacture of screw machine products, nails and pins, bolts, screws, nuts, springs, chains etc.	111	222	194	28	-	-	-	-	-	-	111	97	14	111	97	14	-	-	-
25994	Manufacture of metal household articles	703	2309	2309	-	532	532	-	662	662	-	322	322	-	679	679	-	114	114	-
25996	Manufacture of safes, strongboxes, armoured doors etc.	17	68	68	-	51	51	-	-	-	-	-	-	-	17	17	-	-	-	-
25999	Manufacture of other fabricated metal products n.e.c.	8	16	16	-	8	8	-	-	-	-	-	-	-	8	8	-	-	-	-
27	Manufacture of electrical equipment	254	778	755	23	254	231	23	78	78	-	154	154	-	254	254	-	38	38	-
271	Manufacture of electric motors, generators, transformers and electricity distribution and control apparatus	82	212	189	23	92	69	23	-	-	-	38	38	-	82	82	-	-	-	-
2710	Manufacture of electric motors, generators, transformers and electricity distribution and control apparatus	82	212	189	23	92	69	23	-	-	-	38	38	-	82	82	-	-	-	-
27103	Manufacture of power circuit breakers / surge suppressors / control panels for electric power distribution / electrical relays etc.	46	161	138	23	92	69	23	-	-	-	23	23	-	46	46	-	-	-	-

Indsutry Major Groups		No. of reporting manufactruing units	Total			Regular Employees			Contract/Casual Employees			Contributing Family Workers			Own Account Worker			Others		
PSIC Code	Description		Total	Male	Female	Total	Male	Female	Total	Male	Female	Total	Male	Female	Total	Male	Female	Total	Male	Female
1	2	3	4	5	6	7	8	9	10	11	12	13	14	15	16	17	18	19	20	21
27104	Manufacture of duct for electrical switchboard apparatus / electric fuses / power switching equipment / electric power switches	36	51	51	-	-	-	-	-	-	-	15	15	-	36	36	-	-	-	-
274	Manufacture of electric lighting equipment	32	96	96	-	32	32	-	32	32	-	-	-	-	32	32	-	-	-	-
2740	Manufacture of electric lighting equipment	32	96	96	-	32	32	-	32	32	-	-	-	-	32	32	-	-	-	-
27401	Manufacture of lamps, fixtures and bulbs, ceiling lighting fixtures, chandeliers, table lamps, flashlights, electric insect lamps, lanterns, spotlights etc.	32	96	96	-	32	32	-	32	32	-	-	-	-	32	32	-	-	-	-
275	Manufacture of domestic appliances	24	24	24	-	-	-	-	-	-	-	-	-	-	24	24	-	-	-	-
2750	Manufacture of domestic appliances	24	24	24	-	-	-	-	-	-	-	-	-	-	24	24	-	-	-	-
27501	Manufacture of domestic electric appliances (see description for detail)	24	24	24	-	-	-	-	-	-	-	-	-	-	24	24	-	-	-	-
279	Manufacture of other electrical equipment	116	446	446	-	130	130	-	46	46	-	116	116	-	116	116	-	38	38	-
2790	Manufacture of other electrical equipment	116	446	446	-	130	130	-	46	46	-	116	116	-	116	116	-	38	38	-
27901	Manufacture of battery chargers, door opening and closing devices, electrical, bells, tanning beds	54	208	208	-	16	16	-	46	46	-	92	92	-	54	54	-	-	-	-
27902	Manufacture of uninterruptible power supplies (UPS), power supplies	62	238	238	-	114	114	-	-	-	-	24	24	-	62	62	-	38	38	-
28	Manufacture of machinery and equipment n.e.c.	860	2352	2283	69	361	361	-	253	253	-	727	658	69	860	860	-	151	151	-
281	Manufacture of general-purpose machinery	158	364	364	-	18	18	-	-	-	-	188	188	-	158	158	-	-	-	-
2811	Manufacture of engines and turbines, except aircraft, vehicle and cycle engines	45	108	108	-	18	18	-	-	-	-	45	45	-	45	45	-	-	-	-
28112	Manufacture of turbines and parts thereof, boiler-turbine sets, turbine-generator sets etc.	45	108	108	-	18	18	-	-	-	-	45	45	-	45	45	-	-	-	-
2813	Manufacture of other pumps, compressors, taps and valves	83	166	166	-	-	-	-	-	-	-	83	83	-	83	83	-	-	-	-
28134	Manufacture of industrial taps and valves, including regulating valves and intake taps, sanitary taps and valves, heating taps and valves, hand pumps etc.	83	166	166	-	-	-	-	-	-	-	83	83	-	83	83	-	-	-	-
2815	Manufacture of ovens, furnaces and furnace burners	30	90	90	-	-	-	-	-	-	-	60	60	-	30	30	-	-	-	-
28151	Manufacture of electrical and other furnaces, ovens, incinerators, burners etc.	30	90	90	-	-	-	-	-	-	-	60	60	-	30	30	-	-	-	-
282	Manufacture of special-purpose machinery	702	1988	1919	69	343	343	-	253	253	-	539	470	69	702	702	-	151	151	-

Indsutry Major Groups		No. of reporting manufactruing units	Total			Regular Employees			Contract/Casual Employees			Contributing Family Workers			Own Account Worker			Others		
PSIC Code	Description		Total	Male	Female	Total	Male	Female	Total	Male	Female	Total	Male	Female	Total	Male	Female	Total	Male	Female
1	2		4	5	6	7	8	9	10	11	12	13	14	15	16	17	18	19	20	21
2821	Manufacture of agricultural and forestry machinery	551	1825	1756	69	340	340	-	244	244	-	539	470	69	551	551	-	151	151	-
28214	Manufacture of agricultural machinery for soil preparation, planting or fertilizing	504	1645	1576	69	340	340	-	158	158	-	492	423	69	504	504	-	151	151	-
28215	Manufacture of harvesting or threshing machinery	43	172	172	-	-	-	-	86	86	-	43	43	-	43	43	-	-	-	-
28219	Manufacture of diverse agricultural machinery n.e.c.	4	8	8	-	-	-	-	-	-	-	4	4	-	4	4	-	-	-	-
2822	Manufacture of metal-forming machinery and machine tools	90	90	90	-	-	-	-	-	-	-	-	-	-	90	90	-	-	-	-
28227	Manufacture of parts and accessories for the machine tools listed above	90	90	90	-	-	-	-	-	-	-	-	-	-	90	90	-	-	-	-
2825	Manufacture of machinery for food, beverage and tobacco processing	61	73	73	-	3	3	-	9	9	-	-	-	-	61	61	-	-	-	-
28257	Manufacture of machinery for the preparation of tobacco and for the making of cigarettes or cigars, or for pipe or chewing tobacco or snuff	61	73	73	-	3	3	-	9	9	-	-	-	-	61	61	-	-	-	-
29	Manufacture of motor vehicles, trailers and semi-trailers	1637	3883	3803	80	369	369	-	889	809	80	759	759	-	1637	1637	-	229	229	-
292	Manufacture of bodies (coachwork) for motor vehicles; manufacture of trailers and semi-trailers	590	1598	1598	-	233	233	-	236	236	-	523	523	-	590	590	-	16	16	-
2920	Manufacture of bodies (coachwork) for motor vehicles; manufacture of trailers and semi-trailers	590	1598	1598	-	233	233	-	236	236	-	523	523	-	590	590	-	16	16	-
29201	Manufacture of bodies, including cabs for motor vehicles and outfitting of all types	379	926	926	-	24	24	-	77	77	-	430	430	-	379	379	-	16	16	-
29202	Manufacture of trailers and semi-trailers	34	136	136	-	-	-	-	68	68	-	34	34	-	34	34	-	-	-	-
29203	Manufacture of containers for carriage by one or more modes of transport	177	536	536	-	209	209	-	91	91	-	59	59	-	177	177	-	-	-	-
293	Manufacture of parts and accessories for motor vehicles	1047	2285	2205	80	136	136	-	653	573	80	236	236	-	1047	1047	-	213	213	-
2930	Manufacture of parts and accessories for motor vehicles	1047	2285	2205	80	136	136	-	653	573	80	236	236	-	1047	1047	-	213	213	-
29301	Manufacture of diverse parts and accessories for motor vehicles	86	158	158	-	-	-	-	42	42	-	30	30	-	86	86	-	-	-	-
29302	Manufacture of parts & accessories of bodies for motor vehicles, car seats etc.	903	1955	1875	80	136	136	-	527	447	80	176	176	-	903	903	-	213	213	-
29303	Manufacture of motor vehicle electrical equipment	58	172	172	-	-	-	-	84	84	-	30	30	-	58	58	-	-	-	-
30	Manufacture of other transport equipment	719	1678	1678	-	217	217	-	258	258	-	423	423	-	719	719	-	61	61	-

Indsutry Major Groups		No. of reporting manufactruing units	Total			Regular Employees			Contract/Casual Employees			Contributing Family Workers			Own Account Worker			Others		
PSIC Code	Description		Total	Male	Female	Total	Male	Female	Total	Male	Female	Total	Male	Female	Total	Male	Female	Total	Male	Female
1	2	3	4	5	6	7	8	9	10	11	12	13	14	15	16	17	18	19	20	21
309	Manufacture of transport equipment n.e.c.	719	1678	1678	-	217	217	-	258	258	-	423	423	-	719	719	-	61	61	-
3091	Manufacture of motorcycles	242	530	530	-	23	23	-	81	81	-	138	138	-	242	242	-	46	46	-
30912	Manufacture of parts and accessories for motorcycles	242	530	530	-	23	23	-	81	81	-	138	138	-	242	242	-	46	46	-
3099	Manufacture of other transport equipment n.e.c.	477	1148	1148	-	194	194	-	177	177	-	285	285	-	477	477	-	15	15	-
30991	Manufacture of hand-propelled vehicles: luggage trucks, handcarts, sledges, shopping carts etc.	20	40	40	-	3	3	-	-	-	-	17	17	-	20	20	-	-	-	-
30992	Manufacture of vehicles drawn by animals: sulkies, donkey-carts, hearses etc.	457	1108	1108	-	191	191	-	177	177	-	268	268	-	457	457	-	15	15	-
31	Manufacture of furniture	13809	38382	38105	277	10392	10392	-	7441	7441	-	6107	6042	65	12784	12626	158	1658	1604	54
310	Manufacture of furniture	13809	38382	38105	277	10392	10392	-	7441	7441	-	6107	6042	65	12784	12626	158	1658	1604	54
3100	Manufacture of furniture	13809	38382	38105	277	10392	10392	-	7441	7441	-	6107	6042	65	12784	12626	158	1658	1604	54
31001	Manufacture of chairs and seats, sofas, sofa beds and sofa sets	11327	32886	32673	213	9771	9771	-	6472	6472	-	5052	4990	62	10390	10272	118	1201	1168	33
31002	Manufacture of special furniture for shops: counters, display cases, shelves etc., for churches, schools, restaurants	358	640	640	-	183	183	-	15	15	-	84	84	-	358	358	-	-	-	-
31003	Manufacture of office furniture	32	48	48	-	-	-	-	14	14	-	2	2	-	32	32	-	-	-	-
31004	Manufacture of kitchen furniture, furniture for bedrooms etc., cabinets	1465	3477	3413	64	199	199	-	801	801	-	775	772	3	1456	1416	40	246	225	21
31005	Manufacture of laboratory benches, stools and other laboratory seating, laboratory furniture (e.g. cabinets and tables)	243	434	434	-	55	55	-	84	84	-	40	40	-	164	164	-	91	91	-
31009	Manufacture of other furniture n.e.c.	384	897	897	-	184	184	-	55	55	-	154	154	-	384	384	-	120	120	-
32	Other manufacturing	17993	36416	35505	911	3083	3080	3	3549	3549	-	10381	9627	754	17510	17358	152	1893	1891	2
321	Manufacture of jewellery, bijouterie and related articles	17075	33925	33473	452	2371	2368	3	3336	3336	-	9495	9165	330	16857	16740	117	1866	1864	2
3211	Manufacture of jewellery and related articles	17039	33889	33453	436	2371	2368	3	3336	3336	-	9495	9165	330	16821	16720	101	1866	1864	2
32111	Production of worked pearls	62	62	62	-	-	-	-	-	-	-	-	-	-	62	62	-	-	-	-
32112	Production of precious and semi-precious stones / diamonds in the worked state	3	3	3	-	-	-	-	-	-	-	-	-	-	3	3	-	-	-	-
32113	Manufacture of jewellery, goldsmiths' articles	16974	33824	33388	436	2371	2368	3	3336	3336	-	9495	9165	330	16756	16655	101	1866	1864	2
3212	Manufacture of imitation jewellery and related articles	36	36	20	16	-	-	-	-	-	-	-	-	-	36	20	16	-	-	-
32121	Manufacture of costume or imitation jewellery	36	36	20	16	-	-	-	-	-	-	-	-	-	36	20	16	-	-	-
322	Manufacture of musical instruments	27	81	81	-	-	-	-	54	54	-	27	27	-	-	-	-	-	-	-

Indsutry Major Groups		No. of reporting manufactruing units	Total			Regular Employees			Contract/Casual Employees			Contributing Family Workers			Own Account Worker			Others		
PSIC Code	Description		Total	Male	Female	Total	Male	Female	Total	Male	Female	Total	Male	Female	Total	Male	Female	Total	Male	Female
1	2	3	4	5	6	7	8	9	10	11	12	13	14	15	16	17	18	19	20	21
3220	Manufacture of musical instruments	27	81	81	-	-	-	-	54	54	-	27	27	-	-	-	-	-	-	-
32202	Manufacture of musical instruments, the sound of which is produced electronically, musical boxes, fairground organs, calliopes etc., instrument parts and accessories	27	81	81	-	-	-	-	54	54	-	27	27	-	-	-	-	-	-	-
323	Manufacture of sports goods	106	211	71	140	-	-	-	-	-	-	105	-	105	106	71	35	-	-	-
3230	Manufacture of sports goods	106	211	71	140	-	-	-	-	-	-	105	-	105	106	71	35	-	-	-
32301	Manufacture of foot balls	106	211	71	140	-	-	-	-	-	-	105	-	105	106	71	35	-	-	-
324	Manufacture of games and toys	18	54	54	-	-	-	-	36	36	-	-	-	-	18	18	-	-	-	-
3240	Manufacture of games and toys	18	54	54	-	-	-	-	36	36	-	-	-	-	18	18	-	-	-	-
32409	Manufacture of other games and toys n.e.c.	18	54	54	-	-	-	-	36	36	-	-	-	-	18	18	-	-	-	-
325	Manufacture of medical and dental instruments and supplies	478	1462	1462	-	712	712	-	115	115	-	163	163	-	472	472	-	-	-	-
3250	Manufacture of medical and dental instruments and supplies	478	1462	1462	-	712	712	-	115	115	-	163	163	-	472	472	-	-	-	-
32501	Manufacture of surgical drapes and sterile string and tissue	24	76	76	-	18	18	-	36	36	-	4	4	-	18	18	-	-	-	-
32505	Manufacture of medical, surgical, dental or veterinary furniture	240	1024	1024	-	656	656	-	16	16	-	112	112	-	240	240	-	-	-	-
32506	Manufacture of dental instruments (including dentists' chairs incorporating dental equipment), orthopaedic and prosthetic devices	140	178	178	-	38	38	-	-	-	-	-	-	-	140	140	-	-	-	-
32508	Manufacture of ophthalmic goods, eyeglasses, sunglasses, lenses ground to prescription, contact lenses, safety goggles	56	148	148	-	-	-	-	45	45	-	47	47	-	56	56	-	-	-	-
32509	Manufacture of other medical and dental instruments and supplies n.e.c.	18	36	36	-	-	-	-	18	18	-	-	-	-	18	18	-	-	-	-
329	Other manufacturing n.e.c.	289	683	364	319	-	-	-	8	8	-	591	272	319	57	57	-	27	27	-
3290	Other manufacturing n.e.c.	281	667	348	319	-	-	-	-	-	-	591	272	319	49	49	-	27	27	-
32901	Manufacture of protective safety equipment	49	116	116	-	-	-	-	-	-	-	40	40	-	49	49	-	27	27	-
32902	Manufacture of brooms and brushes, including brushes constituting parts of machines, shoe and clothes brushes,	232	551	232	319	-	-	-	-	-	-	551	232	319	-	-	-	-	-	-
3299		8	16	16	-	-	-	-	8	8	-	-	-	-	8	8	-	-	-	-
32992		8	16	16	-	-	-	-	8	8	-	-	-	-	8	8	-	-	-	-

Indsutry Major Groups		No. of reporting manufactruing units	Total			Regular Employees			Contract/Casual Employees			Contributing Family Workers			Own Account Worker			Others		
PSIC Code	Description		Total	Male	Female	Total	Male	Female	Total	Male	Female	Total	Male	Female	Total	Male	Female	Total	Male	Female
1	2	3	4	5	6	7	8	9	10	11	12	13	14	15	16	17	18	19	20	21
33	Repair and installation of machinery and equipment	2424	4444	4444	-	307	307	-	953	953	-	730	730	-	2394	2394	-	60	60	-
331	Repair of fabricated metal products, machinery and equipment	2407	4410	4410	-	307	307	-	953	953	-	713	713	-	2377	2377	-	60	60	-
3311	Repair of fabricated metal products	54	126	126	-	54	54	-	-	-	-	18	18	-	54	54	-	-	-	-
33119	Repair of other fabricated metal products n.e.c.	54	126	126	-	54	54	-	-	-	-	18	18	-	54	54	-	-	-	-
3312	Repair of machinery	1095	1711	1711	-	94	94	-	274	274	-	248	248	-	1095	1095	-	-	-	-
33127	Repair and maintenance of miscellaneous machinery	939	1518	1518	-	94	94	-	274	274	-	211	211	-	939	939	-	-	-	-
33129	Repair of other machinery n.e.c.	156	193	193	-	-	-	-	-	-	-	37	37	-	156	156	-	-	-	-
3313	Repair of electronic and optical equipment	30	30	30	-	-	-	-	-	-	-	30	30	-	-	-	-	-	-	-
33131	Repair and maintenance of the measuring, testing, navigating and control equipment of group 265	30	30	30	-	-	-	-	-	-	-	30	30	-	-	-	-	-	-	-
3314	Repair of electrical equipment	803	1464	1464	-	96	96	-	307	307	-	258	258	-	803	803	-	-	-	-
33141	Repair and maintenance of power, distribution, and specialty transformers	179	406	406	-	96	96	-	32	32	-	99	99	-	179	179	-	-	-	-
33142	Repair and maintenance of electric motors, generators etc	554	988	988	-	-	-	-	275	275	-	159	159	-	554	554	-	-	-	-
33144	Repair and maintenance of current-carrying wiring devices and non current-carrying wiring devices for wiring electrical circuits etc.	70	70	70	-	-	-	-	-	-	-	-	-	-	70	70	-	-	-	-
3315	Repair of transport equipment, except motor vehicles	389	1043	1043	-	63	63	-	372	372	-	159	159	-	389	389	-	60	60	-
33151	Repair and routine maintenance of ships	2	2	2	-	-	-	-	-	-	-	-	-	-	2	2	-	-	-	-
33153	Repair and maintenance of locomotives and railroad cars (except factory rebuilding or factory conversion)	360	978	978	-	36	36	-	372	372	-	150	150	-	360	360	-	60	60	-
33155	Repair of animal drawn buggies and wagons	27	63	63	-	27	27	-	-	-	-	9	9	-	27	27	-	-	-	-
3319	Repair of other equipment	36	36	36	-	-	-	-	-	-	-	-	-	-	36	36	-	-	-	-
33199	Repair of other equipment n.e.c.	36	36	36	-	-	-	-	-	-	-	-	-	-	36	36	-	-	-	-
332	Installation of industrial machinery and equipment	17	34	34	-	-	-	-	-	-	-	17	17	-	17	17	-	-	-	-
3320	Installation of industrial machinery and equipment	17	34	34	-	-	-	-	-	-	-	17	17	-	17	17	-	-	-	-

Indsutry Major Groups		No. of reporting manufactruing units	Total			Regular Employees			Contract/Casual Employees			Contributing Family Workers			Own Account Worker			Others		
PSIC Code	Description		Total	Male	Female	Total	Male	Female	Total	Male	Female	Total	Male	Female	Total	Male	Female	Total	Male	Female
1	2		4	5	6	7	8	9	10	11	12	13	14	15	16	17	18	19	20	21

33202	Installation of other industrial equipment like communications equipment, mainframe and similar computers, irradiation and electro-medical equipment etc	17	34	34	-	-	-	-	-	-	-	17	17	-	17	17	-	-	-	-
-------	--	----	----	----	---	---	---	---	---	---	---	----	----	---	----	----	---	---	---	---

Table No. 3 Employment and Employment Cost by Major Industrial Group (All Units) 2015

Value in "000" Rs.

Indsutry Major Groups		No. of reporting manufacturing units	Total	Male	Female	Total	Wages and Salaries	Other Cash Payments	Payments in Kind
PSIC Code	Description								
1	2	3	4	5	6	7	8	9	10
ALL AREAS		1242124	2695130	1566757	1128373	83733582	78317654	1746119	3669809
10	Manufacture of food products	154602	327109	316740	10369	14942478	13484642	333634	1124202
101	Processing and preserving of meat	1322	4148	4148	-	176208	176208	-	-
1010	Processing and preserving of meat	1322	4148	4148	-	176208	176208	-	-
10103	Production of dried, salted or smoked meat	1131	32	32	-	147300	147300	-	-
10104	Production of meat products	95	48	48	-	7620	7620	-	-
10107	Processing of animal offal	71	105	105	-	12288	12288	-	-
10109	Others (Processing and Preserving of meat)	25	75	75	-	9000	9000	-	-
103	Processing and preserving of fruit and vegetables	1300	4217	3426	791	99582	90680	2342	6560
1030	Processing and preserving of fruit and vegetables	1300	4217	3426	791	99582	90680	2342	6560
10301	Manufacture of food consisting chiefly of fruit or vegetables/ manufacture of perishable prepared foods of fruit and vegetables, such as: Salads, peeled or cut vegetables, tofu (bean curd)	152	36	36	-	31080	31080	-	-
10302	Preserving of fruit, nuts or vegetables	443	108	-	108	17484	16920	-	564
10303	Manufacture of fruit or vegetable food products	104	22	22	-	3636	3048	192	396
10304	Manufacture of fruit or vegetable juices/ concentrates	146	115	115	-	6732	6732	-	-
10307	Roasting of nuts/ manufacture of nut foods and pastes	55	40	40	-	1800	1800	-	-
10309	Others (Processing and Preserving of fruit and vegetables)	400	1800	1800	-	38850	31100	2150	5600
104	Manufacture of vegetable and animal oils and fats	2671	5950	5913	37	204340	193324	1296	9720
1040	Manufacture of vegetable and animal oils and fats	2671	5950	5913	37	204340	193324	1296	9720
10401	Manufacture of crude / refined vegetable oils and their processing	821	238	238	-	94494	91266	864	2364
10402	Manufacture of non-defatted flour or meal of oilseeds, oil nuts or oil kernels	528	42	42	-	12270	10698	312	1260
10404	Manufacture of non-edible animal oils and fats/ extraction of fish and marine mammal oils	30	60	60	-	4320	4320	-	-
10405	Production of cotton linters	62	26	26	-	-	-	-	-
10406	Production of oilcakes and other residual products of oil production	918	11	11	-	50166	44070	-	6096
10409	Others (Manufacture of vegetable and animal oils and fats)	312	140	140	-	43090	42970	120	-
105	Manufacture of dairy products	10705	26998	24654	2344	1418749	1282230	49404	87115
1050	Manufacture of dairy products	10705	26998	24654	2344	1418749	1282230	49404	87115
10501	Manufacture of fresh liquid milk, pasteurized, sterilized, homogenized and/or ultra heat treated/ manufacture of milk-based drinks	380	24	24	-	28051	26966	-	1085
10502	Manufacture of cream from fresh liquid milk	624	69	69	-	38580	31728	-	6852
10503	Manufacture of dried or concentrated milk	105	420	420	-	28350	23520	-	4830

Indsutry Major Groups		No. of reporting manufacturing units	Total	Male	Female	Total	Wages and Salaries	Other Cash Payments	Payments in Kind
PSIC Code	Description								
1	2	3	4	5	6	7	8	9	10
10504	Manufacture of butter/ cheese etc.	1966	196	196	-	91572	90744	-	828
10505	Manufacture of yoghurt	4896	49	49	-	579001	543432	348	35221
10506	Manufacture of ice cream and other edible ice/ Manufacture of milk or cream in solid form	1648	210	210	-	472094	399231	45146	27717
10509	Others (Manufacture of dairy products)	1086	140	140	-	181101	166609	3910	10582
106	Manufacture of grain mill products, starches and starch products	105052	169322	164257	5065	3761920	3423341	37776	300803
1061	Manufacture of grain mill products	104745	168747	163682	5065	3739721	3403199	37776	298746
10611	Grain milling	96513	208	208	-	2108237	1913239	28572	166425
10612	Rice milling	501	210	210	-	180734	175448	1488	3798
10613	Vegetable milling	123	30	30	-	15540	15480	-	60
10614	Manufacture of cereal breakfast foods	109	2	2	-	6720	6720	-	-
10615	Manufacture of flour mixes and prepared blended flour and dough for bread, cakes, biscuits or pancakes	6183	288	288	-	1329566	1198091	5196	126279
10619	Others (Manufacture of grain mill products).	1316	315	315	-	98925	94221	2520	2184
1062	Manufacture of starches and starch products	307	575	575	-	22199	20142	-	2057
10621	Manufacture of starches from rice, potatoes, maize etc.	150	120	120	-	21258	19278	-	1980
10625	Manufacture of corn oil	157	20	20	-	941	864	-	77
107	Manufacture of other food products	33552	116474	114342	2132	9281680	8318859	242816	720004
1071	Manufacture of bakery products	25579	86614	85019	1595	7870755	7125793	174864	570099
10711	Manufacture of bread and rolls	3792	28	28	-	1247111	1116406	33048	97657
10712	Manufacture of fresh/ preserved pastry, cakes, pies, tarts etc.	2536	10	10	-	738565	686280	9456	42829
10713	Manufacture of rusks, biscuits and other "dry" bakery products/ snack products	5721	136	136	-	2986651	2735371	95820	155461
10719	Others (Manufacture of bakery products)	13530	1470	1470	-	2898428	2587736	36540	274152
1072	Manufacture of sugar	3055	15092	15043	49	527089	345860	66572	114657
10721	Manufacture or refining of sugar and sugar substitutes from the juice of cane, beet, maple and palm etc.	3007	250	250	-	525649	344780	66572	114297
10722	Manufacture of sugar syrups	48	108	108	-	1440	1080	-	360
1073	Manufacture of cocoa, chocolate and sugar confectionery	426	1709	1526	183	84954	83718	120	1116
10731	Manufacture of cocoa, cocoa butter, cocoa fat, cocoa oil	72	252	252	-	21600	21600	-	-
10732	Manufacture of chocolate & chocolate confectionery, sugar confectionery etc.	228	105	105	-	38646	37530	-	1116
10734	Preserving in sugar of fruit, nuts, fruit peels and other parts of plants	126	180	180	-	24708	24588	120	-
1074	Manufacture of macaroni, noodles, couscous and similar farinaceous products	34	68	68	-	-	-	-	-

Indsutry Major Groups		No. of reporting manufacturing units	Total	Male	Female	Total	Wages and Salaries	Other Cash Payments	Payments in Kind
PSIC Code	Description								
1	2	3	4	5	6	7	8	9	10
10741	Manufacture of pastas such as macaroni and noodles etc.	34	68	68	-	-	-	-	-
1075	Manufacture of prepared meals and dishes	2565	8241	8241	-	531157	510601	576	19980
10751	Manufacture of meat or poultry dishes	1193	252	252	-	293743	282343	576	10824
10752	Manufacture of fish dishes, including fish and chips	197	69	69	-	40806	33930	-	6876
10753	Manufacture of prepared dishes of vegetables	112	120	120	-	48000	48000	-	-
10759	Others (Manufacture of prepared meals and dishes)	1063	50	50	-	148608	146328	-	2280
1079	Manufacture of other food products n.e.c.	1893	4750	4445	305	267725	252888	684	14153
10792	Blending of tea and mate/ manufacture of extracts and preparations based on tea or maté	42	112	112	-	5040	5040	-	-
10795	Manufacture of perishable prepared foods, such as sandwiches, fresh pizza	449	28	28	-	90456	88428	216	1812
10796	Manufacture of spices, sauces and condiments	192	144	144	-	8381	7992	-	389
10797	Manufacture of herb infusions (mint, vervain, chamomile etc.)/ manufacture of extracts and juices of meat, fish, crustaceans or molluscs	17	17	17	-	-	-	-	-
10798	Processing of salt into food-grade salt, e.g. iodized salt	207	68	68	-	74352	68520	-	5832
10799	Others (Manufacture of food products)	986	36	36	-	89496	82908	468	6120
11	Manufacture of beverages	1103	3543	3392	151	141969	138192	-	3777
110	Manufacture of beverages	1100	3534	3383	151	140889	137112	-	3777
1104	Manufacture of soft drinks; production of mineral waters and other bottled waters	1100	3534	3383	151	140889	137112	-	3777
11041	Manufacture of non-alcoholic beverages	90	42	42	-	13644	13548	-	96
11042	Production of natural mineral waters and other bottled waters	51	60	60	-	5400	5400	-	-
11043	Manufacture of soft drinks like lemonade, orangeade, cola, fruit drinks, tonic waters etc.	959	120	120	-	121845	118164	-	3681
113		3	9	9	-	1080	1080	-	-
1139		3	9	9	-	1080	1080	-	-
11399		3	9	9	-	1080	1080	-	-
12	Manufacture of tobacco products	12537	74745	74149	596	1779816	1656193	14295	109328
120	Manufacture of tobacco products	12537	74745	74149	596	1779816	1656193	14295	109328
1200	Manufacture of tobacco products	12537	74745	74149	596	1779816	1656193	14295	109328
12001	Manufacture of tobacco products and products of tobacco substitutes etc.	12459	350	350	-	1767492	1643869	14295	109328
12009	Others (Manufacture of tobacco products)	78	78	78	-	12324	12324	-	-
13	Manufacture of textiles	558885	1095916	278927	816989	13963401	13340128	294143	329130

Indsutry Major Groups		No. of reporting manufacturing units	Total	Male	Female	Total	Wages and Salaries	Other Cash Payments	Payments in Kind
PSIC Code	Description								
1	2	3	4	5	6	7	8	9	10
131	Spinning, weaving and finishing of textiles	11741	40448	35505	4943	4003378	3941686	21708	39984
1311	Preparation and spinning of textile fibres	2860	12295	11736	559	1258260	1243014	252	14994
13111	Preparatory operations on textile fibres	288	560	560	-	152418	152058	-	360
13112	Spinning and manufacture of yarn or thread	2572	1875	1875	-	1105842	1090956	252	14634
1312	Weaving of textiles	5183	16636	14054	2582	1261906	1245184	7776	8946
13121	Manufacture of broad woven cotton-type, woollen-type, worsted-type or silk-type fabrics	3855	45	45	-	1017342	1000620	7776	8946
13122	Manufacture of other broad woven fabrics, using flax, ramie, hemp, jute, bast fibres and special yarns	76	432	432	-	58800	58800	-	-
13129	Others (Weaving of textiles)	1252	36	36	-	185764	185764	-	-
1313	Finishing of textiles	3698	11517	9715	1802	1483212	1453488	13680	16044
13131	Bleaching and dyeing of textile fibres, yarns, fabrics and textile articles, including wearing apparel	2334	189	189	-	1120908	1092552	13680	14676
13132	Dressing, drying, steaming, shrinking, mending, Sanforizing, mercerizing of textiles and textile articles, including wearing apparel	962	70	70	-	351480	350112	-	1368
13139	Others (Finishing of textiles)	402	88	88	-	10824	10824	-	-
139	Manufacture of other textiles	547144	1055468	243422	812046	9960024	9398442	272435	289146
1391	Manufacture of knitted and crocheted fabrics	1071	1854	541	1313	53676	53676	-	-
13910	Manufacture and processing of knitted or crocheted fabrics etc.	1071	115	115	-	53676	53676	-	-
1392	Manufacture of made-up textile articles, except apparel	31698	70329	23065	47264	1655481	1625337	4500	25644
13921	Manufacture, of made-up articles of any textile material	23525	27	-	27	655269	641169	600	13500
13922	Manufacture of made-up furnishing articles	7282	153	153	-	699108	693708	3900	1500
13925		17	51	51	-	12240	12240	-	-
13929	Others (Manufacture of made-up textile articles, except apparel)	874	72	-	72	288864	278220	-	10644
1393	Manufacture of carpets and rugs	56179	142976	52080	90896	398921	391784	1200	5936
13930	Manufacture of textile floor coverings like carpets, rugs and mats, tiles etc.	56179	81	27	54	398921	391784	1200	5936
1394	Manufacture of cordage, rope, twine and netting	31731	80666	28316	52350	550327	529207	-	21120
13941	Manufacture of twine, cordage, rope and cables of textile fibres or strip or the like	22078	81	27	54	39007	39007	-	-
13942	Manufacture of knotted netting of twine, cordage or rope including products of rope or netting	9653	36	36	-	511320	490200	-	21120
1399	Manufacture of other textiles n.e.c.	426465	759643	139420	620223	7301619	6798438	266735	236446
13991	Manufacture of labels, badges etc.	854	15	15	-	97445	96684	-	761

Indsutry Major Groups		No. of reporting manufacturing units	Total	Male	Female	Total	Wages and Salaries	Other Cash Payments	Payments in Kind
PSIC Code	Description								
1	2	3	4	5	6	7	8	9	10
13992	Manufacture of tulles and other net fabrics, and of lace and embroidery/ ornamental trimmings	408720	105	105	-	6888000	6397551	263663	226786
13999	Others (Manufacture of other textiles)	16891	108	-	108	316174	304203	3072	8899
14	Manufacture of wearing apparel	96994	196386	83300	113086	4436765	3974700	333948	128117
141	Manufacture of wearing apparel, except fur apparel	84662	171969	71440	100529	4039655	3603360	328488	107807
1410	Manufacture of wearing apparel, except fur apparel	84662	171969	71440	100529	4039655	3603360	328488	107807
14101	Manufacture of wearing apparel made of leather or composition leather	318	132	132	-	83066	75266	648	7152
14102	Manufacture of other outerwear/ work wear	32213	98	-	98	2680980	2285370	323196	72414
14103	Manufacture of underwear and nightwear	919	29	-	29	-	-	-	-
14104	Manufacture of babies' garments, tracksuits and others etc.	959	450	450	-	380428	379684	-	744
14105	Manufacture of other clothing accessories such as gloves, belts, shawls, ties, cravats, hairnets etc./ hats and caps	48948	54	-	54	812899	780792	4644	27464
14106	Manufacture of footwear of textile material without applied soles	35	35	35	-	-	-	-	-
14109	Others (Manufacture of wearing apparel, except fur apparel)	1270	2	2	-	82282	82248	-	34
142	Manufacture of articles of fur	166	390	326	64	-	-	-	-
1420	Manufacture of articles of fur	166	390	326	64	-	-	-	-
14200	Manufacture of articles made of fur skins	166	320	256	64	-	-	-	-
143	Manufacture of knitted and crocheted apparel	12166	24027	11534	12493	397110	371340	5460	20310
1430	Manufacture of knitted and crocheted apparel	12166	24027	11534	12493	397110	371340	5460	20310
14301	Manufacture of knitted or crocheted wearing apparel and other made-up articles like pullovers, cardigans, jerseys, waistcoats and similar articles	9869	28	-	28	223170	201888	5460	15822
14302	Manufacture of hosiery, including socks, tights and pantyhose	1353	70	70	-	53952	52728	-	1224
14309	Others (Manufacture of knitting and crocheted apparel)	944	68	68	-	119988	116724	-	3264
15	Manufacture of leather and related products	27859	60060	44784	15276	3981990	3810557	105408	66025
151	Tanning and dressing of leather; manufacture of luggage, handbags, saddlery and harness; dressing and dyeing of fur	1548	4214	3912	302	1372475	1338806	30672	2997
1511	Tanning and dressing of leather; dressing and dyeing of fur	282	676	653	23	34524	34524	-	-
15111	Tanning, dyeing and dressing of hides and skins	93	265	265	-	34524	34524	-	-
15112	Scraping, shearing, plucking, currying, tanning, bleaching and dyeing of fur skins and hides with the hair on	107	70	70	-	-	-	-	-
15119	Others (Tanning and dressing of leather, dressing and dying of fur)	82	28	28	-	-	-	-	-
1512	Manufacture of luggage, handbags and the like, saddlery and harness	1266	3538	3259	279	1337951	1304282	30672	2997
15121	Manufacture of luggage, handbags and the like, of leather, composition leather or any other material	908	6	6	-	1283958	1251126	30672	2160
15122	Manufacture of diverse articles of leather or composition leather	132	93	93	-	13385	12596	-	789

Indsutry Major Groups		No. of reporting manufacturing units	Total	Male	Female	Total	Wages and Salaries	Other Cash Payments	Payments in Kind
PSIC Code	Description								
1	2	3	4	5	6	7	8	9	10
15129	Others (Manufacture of luggage, handbags and the saddlery and harness)	226	72	36	36	40608	40560	-	48
152	Manufacture of footwear	26311	55846	40872	14974	2609515	2471751	74736	63028
1520	Manufacture of footwear	26311	55846	40872	14974	2609515	2471751	74736	63028
15201	Manufacture of footwear for all purposes, of any material, by any process	16849	140	140	-	2117893	2062314	17832	37747
15202	Manufacture of leather parts of footwear etc.	7056	37	-	37	385999	351357	9588	25054
15209	Others (Manufacture of footwear)	2406	8	8	-	105623	58080	47316	227
16	Manufacture of wood and of products of wood and cork, except furniture, manufacture of articles of straw and plaiting materials	147562	316958	193983	122975	7421012	6989833	78752	352428
161	Sawmilling and planning of wood	17920	50511	49304	1207	2954955	2748642	31740	174573
1610	Sawmilling and planning of wood	17920	50511	49304	1207	2954955	2748642	31740	174573
16101	Sawing, planning and machining of wood/ slicing, peeling or chipping logs	16716	35	35	-	2849391	2650962	26520	171909
16102	Manufacture of wooden railway sleepers	35	70	70	-	5040	5040	-	-
16103	Manufacture of unassembled wooden flooring/ wood wool, wood flour, chips, particles	270	125	125	-	25272	25272	-	-
16109	Others (Manufacture of Sawmilling and planning of wood)	899	52	52	-	75252	67368	5220	2664
162	Manufacture of products of wood, cork, straw and plaiting materials	129642	266447	144679	121768	4466057	4241190	47012	177855
1621	Manufacture of veneer sheets and wood-based panels	6106	16421	11924	4497	220158	206112	1188	12858
16211	Manufacture of veneer sheets	62	32	32	-	12732	11904	-	828
16212	Manufacture of plywood, veneer panels and similar laminated wood boards and sheets	296	14	14	-	83286	77352	-	5934
16213	Manufacture of particle board and fibreboard/ densified wood etc.	79	30	30	-	21768	21228	-	540
16219	Others (Manufacture of veneer sheets and wood-based panels)	5669	150	100	50	102372	95628	1188	5556
1622	Manufacture of builders' carpentry and joinery	15099	32180	31085	1095	1134022	1063178	9960	60885
16221	Manufacture of wooden goods intended to be used in the construction industry	12124	104	104	-	972682	906086	6324	60273
16222	Manufacture of prefabricated buildings, or elements thereof, predominantly of wood/ mobile homes / wood partitions etc.	2975	3939	3939	-	161340	157092	3636	612
1623	Manufacture of wooden containers	6137	16846	15010	1836	1273244	1250196	1976	21072
16231	Manufacture of packing cases, boxes, crates, drums/ cable-drums etc. of wood	5262	72	36	36	574497	565029	-	9468
16232	Manufacture of pallets, box pallets and other load boards of wood/ manufacture of barrels, vats, tubs and other coopers' products of wood	803	81	81	-	698747	685167	1976	11604

Indsutry Major Groups		No. of reporting manufacturing units	Total	Male	Female	Total	Wages and Salaries	Other Cash Payments	Payments in Kind
PSIC Code	Description								
1	2	3	4	5	6	7	8	9	10
16233	Manufacture of wooden cable-drums	72	72	72	-	-	-	-	-
1629	Manufacture of other products of wood; manufacture of articles of cork, straw and plaiting materials	102300	201000	86660	114340	1838633	1721705	33888	83040
16291	Manufacture of various wood products (see detail in description)	28404	27	27	-	1297135	1188442	32592	76102
16292	Natural cork processing, manufacture of agglomerated cork / articles of cork etc.	23974	35	-	35	22500	22500	-	-
16299	Others(Manufacture of other products of wood, manufacture of articles of cork, straw and planting materials)	49922	57	57	-	518998	510763	1296	6938
17	Manufacture of paper and paper products	2281	7292	5718	1574	407444	394986	-	12458
170	Manufacture of paper and paper products	2281	7292	5718	1574	407444	394986	-	12458
1701	Manufacture of pulp, paper and paperboard	215	664	636	28	61476	60707	-	769
17013	Manufacture of paper and paperboard/ further processing of paper and paperboard	135	44	44	-	41508	41411	-	97
17014	Manufacture of newsprint and other printing or writing paper	11	33	33	-	3168	3168	-	-
17019	Others (Manufacture of pulp, paper and paperboard)	69	13	13	-	16800	16128	-	672
1702	Manufacture of corrugated paper and paperboard and of containers of paper and paperboard	1977	6414	4868	1546	333119	322870	-	10249
17021	Manufacture of corrugated paper and paperboard and their container etc.	279	33	33	-	47376	47376	-	-
17022	Manufacture of sacks, bags, office box files and similar articles of paper	1689	135	54	81	282557	272308	-	10249
17029	Others (Manufacture of corrugated paper and paperboard and containers of paper and paperboard)	9	6	6	-	3186	3186	-	-
1709	Manufacture of other articles of paper and paperboard	89	214	214	-	12850	11410	-	1440
17092	Manufacture of printing and writing paper, computer printout paper, self-copy paper etc. ready for use	17	14	14	-	252	252	-	-
17099	Others (Manufacture of other articles of paper and paperboard)	72	14	14	-	12598	11158	-	1440
18	Printing and reproduction of recorded media	8579	24582	22206	2376	1682368	1615650	22464	44255
181	Printing and service activities related to printing	8579	24582	22206	2376	1682368	1615650	22464	44255
1811	Printing	3567	11232	11225	7	1060175	1035416	5928	18831
18111	Printing of newspapers, magazines and other periodicals	330	132	132	-	198156	196824	-	1332
18112	Printing of books and brochures, music and music manuscripts, maps, atlases, posters, advertising catalogues, prospectuses and other printed advertising,	2568	54	54	-	728855	707084	5880	15891

Indsutry Major Groups		No. of reporting manufacturing units	Total	Male	Female	Total	Wages and Salaries	Other Cash Payments	Payments in Kind
PSIC Code	Description								
1	2	3	4	5	6	7	8	9	10
18114	Printing of diaries, calendars, business forms and other commercial printed matter, personal stationery and other printed matter by letterpress, offset, photogravure, flexographic and other printing presses, duplication machines, computer printers, emboss	70	72	72	-	3888	3888	-	-
18115	Printing directly onto textiles, plastic, glass, metal, wood and ceramics (except silk-screen printing on textiles and wearing apparel)	206	110	110	-	22596	22440	48	108
18119	Other printing n.e.c.	393	209	209	-	106680	105180	-	1500
1812	Service activities related to printing	5012	13350	10981	2369	622193	580234	16536	25423
18121	Binding of printed sheets	1868	74	74	-	365471	332476	10272	22723
18122	Composition, typesetting, phototypesetting, pre-press data input including scanning and optical character recognition, electronic make-up	153	140	140	-	9072	8820	-	252
18123	Plate-making services including image-setting and plate-setting	583	30	30	-	47880	47880	-	-
18124	Preparation of plates and dies	146	55	55	-	38430	32070	6264	96
18125	Design of printing products e.g. sketches, layouts, dummies etc.	224	11	11	-	19992	19992	-	-
18126	Other graphic activities such as die-sinking or die-stamping, Braille copying, embossing, varnishing and laminating, collating and inseting, creasing	133	22	22	-	14544	12192	-	2352
18129	Other (Service activities related to printing)	1905	105	-	105	126804	126804	-	-
19	Manufacture of coke and refined petroleum products	4105	16113	8136	7977	30528	28152	432	1944
191	Manufacture of coke oven products	195	530	530	-	19728	18216	432	1080
1910	Manufacture of coke oven products	195	530	530	-	19728	18216	432	1080
19101	Operation of coke ovens	16	64	64	-	2880	2880	-	-
19102	Production of coke and semi-coke/ production of coke oven gas	35	70	70	-	-	-	-	-
19104	Production of crude coal and lignite tars	144	396	396	-	16848	15336	432	1080
192	Manufacture of refined petroleum products	3910	15583	7606	7977	10800	9936	-	864
1920	Manufacture of refined petroleum products	3910	15583	7606	7977	10800	9936	-	864
19206	Manufacture of hard-coal and lignite fuel briquettes / petroleum briquettes	180	684	684	-	10800	9936	-	864
19207	Blending of bio fuels	3730	35	-	35	-	-	-	-
20	Manufacture of chemicals and chemical products	1028	4183	3875	308	415763	406232	2412	7119
202	Manufacture of other chemical products	719	3018	2862	156	336530	330986	-	5544
2022	Manufacture of paints, varnishes and similar coatings, printing ink and mastics	79	191	191	-	28848	28032	-	816
20221	Manufacture of paints and varnishes, enamels or lacquers	68	136	136	-	20400	19584	-	816

Indsutry Major Groups		No. of reporting manufacturing units	Total	Male	Female	Total	Wages and Salaries	Other Cash Payments	Payments in Kind
PSIC Code	Description								
1	2	3	4	5	6	7	8	9	10
20222	Manufacture of prepared pigments and dyes, opacifiers and colours	11	55	55	-	8448	8448	-	-
2023	Manufacture of soap and detergents, cleaning and polishing preparations, perfumes and toilet preparations	609	2685	2529	156	299330	294602	-	4728
20232	Manufacture of soap	150	55	55	-	65232	65232	-	-
20234	Manufacture of surface-active preparations (washing powders and detergents, dish-washing preparations, textile softeners)	43	30	30	-	22752	22152	-	600
20235	Manufacture of cleaning and polishing products	416	99	99	-	211346	207218	-	4128
2029	Manufacture of other chemical products n.e.c.	31	142	142	-	8352	8352	-	-
20294	Manufacture of photographic plates, films, sensitized paper and other sensitized unexposed materials	15	30	30	-	1440	1440	-	-
20298	Manufacture of matches	16	112	112	-	6912	6912	-	-
203	Manufacture of man-made fibres	309	1165	1013	152	79233	75246	2412	1575
2030	Manufacture of man-made fibres	309	1165	1013	152	79233	75246	2412	1575
20302	Manufacture of synthetic or artificial staple fibres, not carded, combed or otherwise processed for spinning	67	134	134	-	14472	12060	2412	-
20303	Manufacture of synthetic or artificial filament yarn, including high-tenacity yarn	37	74	-	74	-	-	-	-
20309	Others (Manufacture of man-made fibres)	205	140	70	70	64761	63186	-	1575
21	Manufacture of basic pharmaceutical products and pharmaceutical preparations	53	106	106	-	3360	2940	-	420
210	Manufacture of pharmaceuticals, medicinal chemical and botanical product	53	106	106	-	3360	2940	-	420
2100	Manufacture of pharmaceuticals, medicinal chemical and botanical products	53	106	106	-	3360	2940	-	420
21003	Manufacture of medicaments including homeopathic preparations	53	70	70	-	3360	2940	-	420
22	Manufacture of rubber and plastics products	7305	22618	21970	648	1985802	1894838	53532	37432
221	Manufacture of rubber products	545	1521	1521	-	99692	93368	5580	744
2211	Manufacture of rubber tyres and tubes; retreading and rebuilding of rubber tyres	83	187	187	-	3720	2976	-	744
22113	Manufacture of interchangeable tyre treads, tyre flaps, "camelback" strips for retreading tyres etc./ tyre rebuilding and retreading	21	63	63	-	-	-	-	-
22119	Others (Manufacture of rubber tyres and tubes, retreading and rebuilding of rubber tyres)	62	124	124	-	3720	2976	-	744
2219	Manufacture of other rubber products	462	1334	1334	-	95972	90392	5580	-

Indsutry Major Groups		No. of reporting manufacturing units	Total	Male	Female	Total	Wages and Salaries	Other Cash Payments	Payments in Kind
PSIC Code	Description								
1	2	3	4	5	6	7	8	9	10
22191	Manufacture of other products of natural or synthetic rubber (see description for detail)	185	75	75	-	36943	36943	-	-
22192	Manufacture of rubber brushes, pipe stems, combs, hair pins etc.	231	115	115	-	33144	32100	1044	-
22199	Others (Manufacture of other rubber products)	46	9	9	-	25885	21349	4536	-
222	Manufacture of plastics products	6760	21097	20449	648	1886110	1801469	47952	36688
2220	Manufacture of plastics products	6760	21097	20449	648	1886110	1801469	47952	36688
22201	Manufacture of semi-manufactures and finished plastic products/ plastic articles for the packing of goods	1506	108	108	-	676300	627751	23640	24909
22202	Manufacture of builders' plastics ware(see note for detail)	603	315	315	-	210826	206772	120	3934
22203	Manufacture of plastic tableware, kitchenware and toilet articles	217	75	75	-	102780	102780	-	-
22204	Manufacture of artificial stone/ plastic signs etc.	214	28	28	-	1680	1680	-	-
22209	Manufacture of other diverse plastic products	4220	36	36	-	894524	862487	24192	7846
23	Manufacture of other non-metallic mineral products	18511	66770	61865	4905	6382058	6120652	59127	202279
231	Manufacture of glass and glass products	107	199	143	56	5520	4560	-	960
2310	Manufacture of glass and glass products	107	199	143	56	5520	4560	-	960
23109	Others (Manufacture of glass and glass products)	107	60	60	-	5520	4560	-	960
239	Manufacture of non-metallic mineral products n.e.c.	18404	66571	61722	4849	6376538	6116092	59127	201319
2392	Manufacture of clay building materials	6600	21342	19057	2285	1345381	1256273	16344	72764
23921	Manufacture of non-refractory ceramic hearth or wall tiles, mosaic cubes etc.	1476	72	72	-	124056	115344	8712	-
23922	Manufacture of structural non-refractory clay building materials, like ceramic bricks, roofing tiles, pipes, conduits etc./ flooring blocks in baked clay	5124	210	140	70	1221325	1140929	7632	72764
2393	Manufacture of other porcelain and ceramic products	2001	7002	4873	2129	254124	236700	16800	624
23931	Manufacture of ceramic tableware and other domestic or toilet articles etc.	1132	564	564	-	235164	218124	16800	240
23933	Manufacture of ceramic laboratory, chemical and industrial products etc.	35	35	-	35	-	-	-	-
23939	Manufacture of other porcelain and ceramic products n.e.c.	834	35	35	-	18960	18576	-	384
2394	Manufacture of cement, lime and plaster	68	272	272	-	23040	23040	-	-
23941	Manufacture of clinkers and hydraulic cements, including Portland, aluminous cement, slag cement and super phosphate cements	32	128	128	-	23040	23040	-	-
23942	Manufacture of quicklime, slaked lime and hydraulic lime	36	144	144	-	-	-	-	-
2395	Manufacture of articles of concrete, cement and plaster	6643	22459	22229	230	2242950	2150569	9972	82409
23951	Manufacture of precast concrete, cement or artificial stone articles and plaster articles for use in construction	4362	90	90	-	1688406	1617235	7872	63299

Indsutry Major Groups		No. of reporting manufacturing units	Total	Male	Female	Total	Wages and Salaries	Other Cash Payments	Payments in Kind
PSIC Code	Description								
1	2	3	4	5	6	7	8	9	10
23952	Manufacture of prefabricated structural components for buildings or civil engineering of cement, concrete or artificial stone	281	75	75	-	80244	75960	-	4284
23953	Manufacture of articles of asbestos-cement or cellulose fibre-cement or the like (sheets, panels, tiles,, pipes, troughs, basins, sinks, furniture, frames etc.)	1187	280	280	-	334002	323118	2100	8784
23959	Manufacture of other articles of concrete, plaster, cement or artificial stone	813	195	195	-	140298	134256	-	6042
2396	Cutting, shaping and finishing of stone	2442	12934	12732	202	2041843	1987702	16011	38130
23961	Cutting, shaping and finishing of stone for use in construction, in cemeteries, on roads, as roofing etc.	2442	280	280	-	2041843	1987702	16011	38130
2399	Manufacture of other non-metallic mineral products n.e.c.	650	2562	2559	3	469200	461808	-	7392
23991	Manufacture of millstones, sharpening or polishing stones and natural or artificial abrasive products, including abrasive products on a soft base	342	28	28	-	207456	200400	-	7056
23992	Manufacture of friction material and unmounted articles thereof with a base of mineral substances or of cellulose	308	76	76	-	261744	261408	-	336
24	Manufacture of basic metals	6621	17741	17485	256	1378126	1326650	4116	47360
241	Manufacture of basic iron and steel	309	1330	1074	256	127464	126492	-	972
2410	Manufacture of basic iron and steel	309	1330	1074	256	127464	126492	-	972
24105	Production of semi-finished products of steel	88	484	484	-	67584	67584	-	-
24106	Manufacture of hot/cold-rolled flat-rolled products of steel/ hot-rolled bars and rods, open sections of steel, steel bars and solid sections of steel by cold drawing, grinding or turning/ wire of steel	103	34	34	-	6336	6336	-	-
24109	Others (Manufacture of basic iron and steel)	118	66	66	-	53544	52572	-	972
242	Manufacture of basic precious and other non-ferrous metals	64	214	214	-	26316	26316	-	-
2420	Manufacture of basic precious and other non-ferrous metals	64	214	214	-	26316	26316	-	-
24201	Production and refining of unwrought or wrought precious metals, precious metal alloys/ semi-products: gold, silver, platinum etc. from ore and scrap	22	88	88	-	13464	13464	-	-
24205	Production of copper alloys/ manufacture of fuse wire or strip/ semi-manufacturing of copper	42	126	126	-	12852	12852	-	-
243	Casting of metals	6248	16197	16197	-	1224346	1173842	4116	46388
2431	Casting of iron and steel	6225	16151	16151	-	1221586	1171082	4116	46388
24311	Casting of semi-finished iron products/ casting of iron castings	20	60	60	-	3120	2400	720	-

Indsutry Major Groups		No. of reporting manufacturing units	Total	Male	Female	Total	Wages and Salaries	Other Cash Payments	Payments in Kind
PSIC Code	Description								
1	2	3	4	5	6	7	8	9	10
24313	Manufacture of tubes, pipes and hollow profiles and fittings of cast-iron, manufacture of seamless tubes and pipes of steel/ fittings of cast-steel	43	63	63	-	12312	12312	-	-
24319	Others (Casting of iron and steel)	6162	156	156	-	1206154	1156370	3396	46388
2432	Casting of non-ferrous metals	23	46	46	-	2760	2760	-	-
24321	Casting of semi-finished products of aluminium, magnesium, titanium, zinc etc.	23	46	46	-	2760	2760	-	-
25	Manufacture of fabricated metal products, except machinery and equipment	70188	170683	166619	4064	8931435	8354502	108684	468248
251	Manufacture of structural metal products, tanks, reservoirs and steam generators	38663	103351	102745	606	5861285	5421012	64668	375605
2511	Manufacture of structural metal products	38524	102908	102302	606	5842949	5405232	63624	374093
25111	Manufacture of metal frameworks or skeletons for construction and parts thereof (towers, bridges etc.)/ Industrial frameworks in metal (frameworks for blast furnaces, lifting and handling equipment etc.)	194	51	51	-	93624	85812	-	7812
25112	Manufacture of prefabricated buildings mainly of metal, metal doors, windows and their frames, shutters and gates, room partitions etc.	38266	30	30	-	5707853	5277948	63624	366281
25119	Others (Manufacture of structural metal products)	64	352	352	-	41472	41472	-	-
2512	Manufacture of tanks, reservoirs and containers of metal	139	443	443	-	18336	15780	1044	1512
25121	Manufacture of reservoirs, tanks and similar containers of metal, of types normally installed as fixtures for storage or manufacturing use	104	168	168	-	18336	15780	1044	1512
25122	Manufacture of metal containers for compressed or liquefied gas	35	35	35	-	-	-	-	-
252	Manufacture of weapons and ammunition	85	340	340	-	7344	7344	-	-
2520	Manufacture of weapons and ammunition	85	340	340	-	7344	7344	-	-
25202	Manufacture of small arms (revolvers, shotguns, light machine guns)	85	136	136	-	7344	7344	-	-
259	Manufacture of other fabricated metal products; metalworking service activities	31440	66992	63534	3458	3062806	2926146	44016	92644
2591	Forging, pressing, stamping and roll-forming of metal; powder metallurgy	35	105	105	-	5040	5040	-	-
25911	Forging, pressing, stamping and roll-forming of metal	35	105	105	-	5040	5040	-	-
2592	Treatment and coating of metals; machining	1328	3477	3477	-	247896	234034	9528	4334
25921	Plating, anodizing etc., heat treatment, deburring, sandblasting, tumbling, cleaning of metals	35	35	35	-	-	-	-	-
25922	Colouring and engraving, non-metallic coating, hardening, buffing of metals	78	56	56	-	3360	3024	-	336

Indsutry Major Groups		No. of reporting manufacturing units	Total	Male	Female	Total	Wages and Salaries	Other Cash Payments	Payments in Kind
PSIC Code	Description								
1	2	3	4	5	6	7	8	9	10
25923	Boring, turning, milling, eroding, planning, lapping, broaching, levelling, sawing, grinding, sharpening, polishing, welding, splicing etc. of metalwork pieces	1135	11	11	-	230136	216610	9528	3998
25924	Cutting of and writing on metals by means of laser beams	80	192	192	-	14400	14400	-	-
2593	Manufacture of cutlery, hand tools and general hardware	18183	32067	30979	1088	888466	829336	25272	33858
25931	Manufacture of cutlery	466	425	425	-	100068	99204	864	-
25932	Manufacture of knives and cutting blades, hand tools, non-power-driven agricultural hand tools, saws and saw blades for machines or for mechanical appliances	15349	26	26	-	356208	324389	14100	17719
25933	Manufacture of padlocks, locks, keys, hinges and the like, hardware for buildings, furniture, vehicles etc.	1059	130	130	-	210578	194146	7344	9089
25934	Manufacture of other tools of such nature n.e.c.	1309	154	126	28	221612	211598	2964	7050
2599	Manufacture of other fabricated metal products n.e.c.	11894	31343	28973	2370	1921404	1857737	9216	54451
25991	Manufacture of cans, drums, buckets, boxes, tins and cans for food products, metal cable, plaited bands and similar articles,	7958	140	140	-	952430	918905	5436	28090
25992	Manufacture of uninsulated metal cable or insulated cable not capable of being used as a conductor of electricity, articles made of wire etc.	157	14	14	-	30029	28776	-	1253
25993	Manufacture of screw machine products, nails and pins, bolts, screws, nuts, springs, chains etc.	909	322	322	-	311820	309312	672	1836
25994	Manufacture of metal household articles	2701	102	102	-	607776	584191	2904	20681
25995	Manufacture of metal goods for office use, except furniture	36	36	36	-	-	-	-	-
25996	Manufacture of safes, strongboxes, armoured doors etc.	53	68	68	-	13704	13500	204	-
25997	Manufacture of various metal articles	72	216	216	-	4147	1555	-	2592
25999	Manufacture of other fabricated metal products n.e.c.	8	16	16	-	1498	1498	-	-
26	Manufacture of computer, electronic and optical products	88	311	311	-	43176	42504	-	672
261	Manufacture of electronic components and boards	14	42	42	-	1596	1596	-	-
2610	Manufacture of electronic components and boards	14	42	42	-	1596	1596	-	-
26101	Manufacture of capacitors, electronic, resistors, electronic, microprocessors, bare printed circuit boards, electron tubes, electronic connectors, integrated circuits	14	42	42	-	1596	1596	-	-
264	Manufacture of consumer electronics	11	66	66	-	4620	4620	-	-
2640	Manufacture of consumer electronics	11	66	66	-	4620	4620	-	-
26404	Manufacture of radio receivers, speaker systems, amplifiers for musical instruments and public address systems	11	66	66	-	4620	4620	-	-

Indsutry Major Groups		No. of reporting manufacturing units	Total	Male	Female	Total	Wages and Salaries	Other Cash Payments	Payments in Kind
PSIC Code	Description								
1	2	3	4	5	6	7	8	9	10
265	Manufacture of measuring, testing, navigating and control equipment; watches and clocks	28	168	168	-	36960	36288	-	672
2652	Manufacture of watches and clocks	28	168	168	-	36960	36288	-	672
26521	Manufacture of watches and clocks, watch and clock cases, components for clocks and watches	28	168	168	-	36960	36288	-	672
267	Manufacture of optical instruments and photographic equipment	35	35	35	-	-	-	-	-
2670	Manufacture of optical instruments and photographic equipment	35	35	35	-	-	-	-	-
26705	Manufacture of film cameras and digital cameras	35	35	35	-	-	-	-	-
27	Manufacture of electrical equipment	2553	7704	7442	262	542072	531484	-	10589
271	Manufacture of electric motors, generators, transformers and electricity distribution and control apparatus	847	2298	2275	23	182520	178032	-	4488
2710	Manufacture of electric motors, generators, transformers and electricity distribution and control apparatus	847	2298	2275	23	182520	178032	-	4488
27101	Manufacture of distribution electric / arc-welding transformers / substation transformers for electric power distribution	11	99	99	-	31680	31680	-	-
27102	Manufacture of transmission and distribution voltage regulators / electric motors / power generators / prime mover generator sets / armatures etc.	54	60	60	-	27792	25392	-	2400
27103	Manufacture of power circuit breakers / surge suppressors / control panels for electric power distribution / electrical relays etc.	478	161	138	23	47580	47580	-	-
27104	Manufacture of duct for electrical switchboard apparatus / electric fuses / power switching equipment / electric power switches	162	30	30	-	62532	60444	-	2088
27109	Others (Manufacture of electric motors, generators, transformers and electricity distribution and control apparatus)	142	261	261	-	12936	12936	-	-
273	Manufacture of wiring and wiring devices	623	2558	2498	60	238026	237570	-	456
2732	Manufacture of other electronic and electric wires and cables	224	1504	1504	-	180984	180984	-	-
27320	Manufacture of insulated wire and cable, made of steel, copper, aluminium	224	33	33	-	180984	180984	-	-
2733	Manufacture of wiring devices	399	1054	994	60	57042	56586	-	456
27331	Manufacture of bus bars, electrical conductors, GFCI (ground fault circuit interrupters), lamp holders, coils, switches/ boxes for electrical wiring, electrical outlets and sockets, electrical conduit and fitting etc.	333	200	200	-	52362	51906	-	456
27333	Manufacture of plastic non current-carrying wiring devices including plastic junction boxes, face plates, and similar, plastic pole line fittings etc.	66	140	80	60	4680	4680	-	-

Indsutry Major Groups		No. of reporting manufacturing units	Total	Male	Female	Total	Wages and Salaries	Other Cash Payments	Payments in Kind
PSIC Code	Description								
1	2	3	4	5	6	7	8	9	10
274	Manufacture of electric lighting equipment	209	711	711	-	40548	40548	-	-
2740	Manufacture of electric lighting equipment	209	711	711	-	40548	40548	-	-
27401	Manufacture of lamps, fixtures and bulbs, ceiling lighting fixtures, chandeliers, table lamps, flashlights, electric insect lamps, lanterns, spotlights etc.	209	72	72	-	40548	40548	-	-
275	Manufacture of domestic appliances	100	248	213	35	5880	5280	-	600
2750	Manufacture of domestic appliances	100	248	213	35	5880	5280	-	600
27501	Manufacture of domestic electric appliances (see description for detail)	84	24	24	-	3000	2400	-	600
27503	Manufacture of domestic non-electric cooking and heating equipment	16	64	64	-	2880	2880	-	-
279	Manufacture of other electrical equipment	774	1889	1745	144	75098	70054	-	5045
2790	Manufacture of other electrical equipment	774	1889	1745	144	75098	70054	-	5045
27901	Manufacture of battery chargers, door opening and closing devices, electrical, bells, tanning beds	54	184	184	-	5568	5280	-	288
27902	Manufacture of uninterruptible power supplies (UPS), power supplies	618	90	90	-	51926	47998	-	3929
27905	Manufacture of electrical welding and soldering equipment, including hand-held soldering irons	60	150	150	-	17604	16776	-	828
27909	Manufacture of other electrical equipment n.e.c.	42	126	126	-	-	-	-	-
28	Manufacture of machinery and equipment n.e.c.	5004	11717	11507	210	749485	701743	5460	42282
281	Manufacture of general-purpose machinery	1220	3165	3112	53	279516	274980	-	4536
2811	Manufacture of engines and turbines, except aircraft, vehicle and cycle engines	683	1540	1524	16	94116	93684	-	432
28112	Manufacture of turbines and parts thereof, boiler-turbine sets, turbine-generator sets etc.	683	64	48	16	94116	93684	-	432
2813	Manufacture of other pumps, compressors, taps and valves	201	584	584	-	29604	29424	-	180
28131	Manufacture of air or vacuum pumps, air or other gas compressors	108	378	378	-	26352	26352	-	-
28134	Manufacture of industrial taps and valves, including regulating valves and intake taps, sanitary taps and valves, heating taps and valves, hand pumps etc.	93	40	40	-	3252	3072	-	180
2814	Manufacture of bearings, gears, gearing and driving elements	28	112	112	-	8064	8064	-	-
28143	Manufacture of gears, gearing and gear boxes and other speed changers, clutches & shaft couplings, flywheels & pulleys, power transmission chain etc.	28	112	112	-	8064	8064	-	-
2815	Manufacture of ovens, furnaces and furnace burners	135	405	405	-	75600	75600	-	-
28151	Manufacture of electrical and other furnaces, ovens, incinerators, burners etc.	30	90	90	-	-	-	-	-

Indsutry Major Groups		No. of reporting manufacturing units	Total	Male	Female	Total	Wages and Salaries	Other Cash Payments	Payments in Kind
PSIC Code	Description								
1	2	3	4	5	6	7	8	9	10
28152	Manufacture of permanent mount electric heaters, non-electric household heating equipment etc.	105	315	315	-	75600	75600	-	-
2818	Manufacture of power-driven hand tools	46	55	18	37	2700	2592	-	108
28180	Manufacture of hand tools, with self-contained electric or non-electric motor or pneumatic drive (see note for detail)	46	37	-	37	2700	2592	-	108
2819	Manufacture of other general-purpose machinery	127	469	469	-	69432	65616	-	3816
28191	Manufacture of industrial refrigerating or freezing equipment, air-conditioning machines, non-domestic fans etc.	28	84	84	-	20160	18144	-	2016
28193	Manufacture of filtering or purifying machinery and apparatus for liquids, equipment for projecting, dispersing or spraying liquids or powders	60	70	70	-	31680	31680	-	-
28199	Manufacture of other general-purpose machinery n.e.c.	39	56	56	-	17592	15792	-	1800
282	Manufacture of special-purpose machinery	3784	8552	8395	157	469969	426763	5460	37746
2821	Manufacture of agricultural and forestry machinery	1991	4538	4381	157	135160	115930	1860	17370
28211	Manufacture of tractors used in agriculture and forestry	50	50	50	-	-	-	-	-
28214	Manufacture of agricultural machinery for soil preparation, planting or fertilizing	1121	36	36	-	81322	67222	384	13716
28215	Manufacture of harvesting or threshing machinery	532	144	144	-	27426	25416	1056	954
28217	Manufacture of spraying machinery for agricultural use	168	24	24	-	-	-	-	-
28219	Manufacture of diverse agricultural machinery n.e.c.	120	40	40	-	26412	23292	420	2700
2822	Manufacture of metal-forming machinery and machine tools	767	1410	1410	-	58680	55788	-	2892
28222	Manufacture of machine tools for turning, drilling, milling, shaping, planning, boring, grinding etc.	147	18	18	-	1764	1764	-	-
28224	Manufacture of punch presses, hydraulic presses, hydraulic brakes, drop hammers, forging machines etc.	35	140	140	-	-	-	-	-
28227	Manufacture of parts and accessories for the machine tools listed above	585	28	28	-	56916	54024	-	2892
2823	Manufacture of machinery for metallurgy	3	12	12	-	1642	1498	-	144
28232	Manufacture of metal-rolling mills and rolls for such mills	3	12	12	-	1642	1498	-	144
2825	Manufacture of machinery for food, beverage and tobacco processing	81	173	173	-	37584	37584	-	-
28256	Manufacture of machinery for the extraction or preparation of animal or vegetable fats or oils	20	100	100	-	36000	36000	-	-
28257	Manufacture of machinery for the preparation of tobacco and for the making of cigarettes or cigars, or for pipe or chewing tobacco or snuff	61	58	58	-	1584	1584	-	-
2826	Manufacture of machinery for textile, apparel and leather production	917	2344	2344	-	227304	206364	3600	17340
28262	Manufacture of auxiliary machines or equipment for textile machinery	850	200	200	-	215424	194484	3600	17340
28264	Manufacture of machinery for fabric processing	18	126	126	-	11880	11880	-	-

Indsutry Major Groups		No. of reporting manufacturing units	Total	Male	Female	Total	Wages and Salaries	Other Cash Payments	Payments in Kind
PSIC Code	Description								
1	2	3	4	5	6	7	8	9	10
28266	Manufacture of sewing machines	49	60	60	-	-	-	-	-
2829	Manufacture of other special-purpose machinery	25	75	75	-	9600	9600	-	-
28296	Manufacture of diverse special-purpose machinery and equipment	25	75	75	-	9600	9600	-	-
29	Manufacture of motor vehicles, trailers and semi-trailers	6631	18740	18468	272	1511420	1442668	5220	63533
291	Manufacture of motor vehicles	134	268	268	-	7236	7236	-	-
2910	Manufacture of motor vehicles	134	268	268	-	7236	7236	-	-
29103	Manufacture of other motor vehicles	134	268	268	-	7236	7236	-	-
292	Manufacture of bodies (coachwork) for motor vehicles; manufacture of trailers and semi-trailers	1260	4300	4300	-	230333	198396	144	31793
2920	Manufacture of bodies (coachwork) for motor vehicles; manufacture of trailers and semi-trailers	1260	4300	4300	-	230333	198396	144	31793
29201	Manufacture of bodies, including cabs for motor vehicles and outfitting of all types	653	42	42	-	84618	80526	144	3948
29202	Manufacture of trailers and semi-trailers	221	54	54	-	38808	32112	-	6696
29203	Manufacture of containers for carriage by one or more modes of transport	386	216	216	-	106907	85758	-	21149
293	Manufacture of parts and accessories for motor vehicles	5147	13947	13690	257	1266652	1229836	5076	31740
2930	Manufacture of parts and accessories for motor vehicles	5147	13947	13690	257	1266652	1229836	5076	31740
29301	Manufacture of diverse parts and accessories for motor vehicles	1550	70	70	-	610656	604272	-	6384
29302	Manufacture of parts & accessories of bodies for motor vehicles, car seats etc.	3475	70	70	-	640876	610444	5076	25356
29303	Manufacture of motor vehicle electrical equipment	122	112	112	-	15120	15120	-	-
299		90	225	210	15	7200	7200	-	-
2991		60	135	135	-	5040	5040	-	-
29913		60	135	135	-	5040	5040	-	-
2992		30	90	75	15	2160	2160	-	-
29923		30	90	75	15	2160	2160	-	-
30	Manufacture of other transport equipment	2524	8346	8304	42	553776	535122	6036	12618
309	Manufacture of transport equipment n.e.c.	2524	8346	8304	42	553776	535122	6036	12618
3091	Manufacture of motorcycles	1389	5262	5220	42	366576	353958	3444	9174
30911	Manufacture of motorcycles, mopeds and cycles fitted with an auxiliary engine, engines for motorcycles, sidecars etc.	273	66	66	-	79320	79320	-	-
30912	Manufacture of parts and accessories for motorcycles	1116	1500	1500	-	287256	274638	3444	9174
3092	Manufacture of bicycles and invalid carriages	237	868	868	-	55020	55020	-	-

Indsutry Major Groups		No. of reporting manufacturing units	Total	Male	Female	Total	Wages and Salaries	Other Cash Payments	Payments in Kind
PSIC Code	Description								
1	2	3	4	5	6	7	8	9	10
30921	Manufacture of non-motorized bicycles and other cycles, parts and accessories of bicycles etc.	113	44	44	-	11208	11208	-	-
30922	Manufacture of invalid carriages, their parts & accessories, baby carriages etc.	124	297	297	-	43812	43812	-	-
3099	Manufacture of other transport equipment n.e.c.	898	2216	2216	-	132180	126144	2592	3444
30991	Manufacture of hand-propelled vehicles: luggage trucks, handcarts, sledges, shopping carts etc.	270	6	6	-	70608	70608	-	-
30992	Manufacture of vehicles drawn by animals: sulkies, donkey-carts, hearses etc.	628	26	26	-	61572	55536	2592	3444
31	Manufacture of furniture	47710	122656	121022	1634	8468225	7693497	274848	499880
310	Manufacture of furniture	47710	122656	121022	1634	8468225	7693497	274848	499880
3100	Manufacture of furniture	47710	122656	121022	1634	8468225	7693497	274848	499880
31001	Manufacture of chairs and seats, sofas, sofa beds and sofa sets	37845	2	2	-	6907007	6217166	259980	429861
31002	Manufacture of special furniture for shops: counters, display cases, shelves etc., for churches, schools, restaurants	549	64	64	-	65790	63960	612	1218
31003	Manufacture of office furniture	159	72	72	-	50748	48900	324	1524
31004	Manufacture of kitchen furniture, furniture for bedrooms etc., cabinets	6447	12	12	-	714968	652447	9636	52885
31005	Manufacture of laboratory benches, stools and other laboratory seating, laboratory furniture (e.g. cabinets and tables)	682	39	39	-	463567	450432	1632	11503
31009	Manufacture of other furniture n.e.c.	2028	36	36	-	266144	260592	2664	2888
32	Other manufacturing	50246	102105	77753	24352	3246981	3130543	35964	80474
321	Manufacture of jewellery, bijouterie and related articles	30747	58661	56436	2225	1708652	1617475	29112	62065
3211	Manufacture of jewellery and related articles	29954	57349	56181	1168	1706012	1614835	29112	62065
32111	Production of worked pearls	122	60	60	-	7896	7896	-	-
32112	Production of precious and semi-precious stones / diamonds in the worked state	108	3	3	-	-	-	-	-
32113	Manufacture of jewellery, goldsmiths' articles	29518	186	186	-	1689296	1598119	29112	62065
32114	Manufacture of precious metal watch bands, wristbands, watch straps and cigarette cases etc.	206	105	105	-	8820	8820	-	-
3212	Manufacture of imitation jewellery and related articles	793	1312	255	1057	2640	2640	-	-
32121	Manufacture of costume or imitation jewellery	793	16	-	16	2640	2640	-	-
322	Manufacture of musical instruments	324	643	643	-	3240	3240	-	-
3220	Manufacture of musical instruments	324	643	643	-	3240	3240	-	-

Indsutry Major Groups		No. of reporting manufacturing units	Total	Male	Female	Total	Wages and Salaries	Other Cash Payments	Payments in Kind
PSIC Code	Description								
1	2	3	4	5	6	7	8	9	10
32202	Manufacture of musical instruments, the sound of which is produced electronically, musical boxes, fairground organs, calliopes etc., instrument parts and accessories	62	81	81	-	3240	3240	-	-
32209	Manufacture of other musical instruments n.e.c.	262	352	352	-	-	-	-	-
323	Manufacture of sports goods	11835	22856	5950	16906	212474	209414	-	3060
3230	Manufacture of sports goods	11835	22856	5950	16906	212474	209414	-	3060
32301	Manufacture of foot balls	11323	70	-	70	124334	124334	-	-
32302	Manufacture of rackets, bats	125	375	375	-	39750	37500	-	2250
32309	Manufacture of other articles and equipment for sports, outdoor and indoor games, of any material n.e.c.	387	70	70	-	48390	47580	-	810
324	Manufacture of games and toys	484	1128	946	182	37690	35842	432	1416
3240	Manufacture of games and toys	484	1128	946	182	37690	35842	432	1416
32401	Manufacture of dolls and doll garments, parts and accessories, action figures, toy animals, musical instruments,	241	168	56	112	13262	13262	-	-
32402	Manufacture of playing cards, games, chess etc.,	3	12	12	-	1339	1123	-	216
32403	Manufacture of coin-operated games, billiards, special tables for games, etc.	21	21	21	-	-	-	-	-
32409	Manufacture of other games and toys n.e.c.	219	77	77	-	23088	21456	432	1200
325	Manufacture of medical and dental instruments and supplies	3367	11414	11240	174	1190963	1176132	6420	8411
3250	Manufacture of medical and dental instruments and supplies	3367	11414	11240	174	1190963	1176132	6420	8411
32501	Manufacture of surgical drapes and sterile string and tissue	1782	66	66	-	885282	879432	5040	810
32502	Manufacture of dental fillings and cements (except denture adhesives), dental wax and other dental plaster preparations	83	77	77	-	9504	9504	-	-
32505	Manufacture of medical, surgical, dental or veterinary furniture	446	1024	1024	-	110484	107220	-	3264
32506	Manufacture of dental instruments (including dentists' chairs incorporating dental equipment), orthopaedic and prosthetic devices	745	253	253	-	134825	132096	948	1781
32507	Manufacture of bone plates and screws, syringes, needles, catheters, cannulae, etc., artificial teeth, bridges, etc., medical thermometers, bone reconstruction cements	26	66	66	-	7560	7560	-	-
32508	Manufacture of ophthalmic goods, eyeglasses, sunglasses, lenses ground to prescription, contact lenses, safety goggles	71	30	30	-	5508	4320	324	864
32509	Manufacture of other medical and dental instruments and supplies n.e.c.	214	77	77	-	37800	36000	108	1692
329	Other manufacturing n.e.c.	3489	7403	2538	4865	93962	88440	-	5522
3290	Other manufacturing n.e.c.	3481	7387	2522	4865	93050	87768	-	5282

Indsutry Major Groups		No. of reporting manufacturing units	Total	Male	Female	Total	Wages and Salaries	Other Cash Payments	Payments in Kind
PSIC Code	Description								
1	2	3	4	5	6	7	8	9	10
32901	Manufacture of protective safety equipment	85	36	36	-	5594	5184	-	410
32902	Manufacture of brooms and brushes, including brushes constituting parts of machines, shoe and clothes brushes,	1645	75	75	-	87456	82584	-	4872
32903	Manufacture of pens and pencils of all kinds whether or not mechanical, pencil leads, stamps etc.	1701	54	54	-	-	-	-	-
32909	Others manufacturing n.e.c.	50	200	100	100	-	-	-	-
3299		8	16	16	-	912	672	-	240
32992		8	16	16	-	912	672	-	240
33	Repair and installation of machinery and equipment	9155	18746	18695	51	734129	701246	7644	25238
331	Repair of fabricated metal products, machinery and equipment	8963	18257	18206	51	707669	674786	7644	25238
3311	Repair of fabricated metal products	54	126	126	-	3456	2160	-	1296
33119	Repair of other fabricated metal products n.e.c.	54	126	126	-	3456	2160	-	1296
3312	Repair of machinery	2305	3960	3960	-	152952	150564	-	2388
33127	Repair and maintenance of miscellaneous machinery	1883	13	13	-	117888	115500	-	2388
33128	Repair and maintenance of weighing equipment, vending machines, photocopy machines, calculators, typewriters etc.	131	36	36	-	24120	24120	-	-
33129	Repair of other machinery n.e.c.	291	45	45	-	10944	10944	-	-
3313	Repair of electronic and optical equipment	411	901	901	-	32640	32640	-	-
33131	Repair and maintenance of the measuring, testing, navigating and control equipment of group 265	375	207	207	-	32640	32640	-	-
33132	Repair and maintenance of irradiation, electro-medical and electrotherapeutic equipment of class 2660	36	36	36	-	-	-	-	-
3314	Repair of electrical equipment	4688	9765	9765	-	372307	354197	5268	12842
33141	Repair and maintenance of power, distribution, and specialty transformers	325	54	54	-	28732	27144	-	1588
33142	Repair and maintenance of electric motors, generators etc	3654	46	46	-	331339	316934	5052	9353
33143	Repair and maintenance of switchgear and switchboard apparatus, relays and industrial controls, electric lighting equipment, primary and storage batteries etc.	573	50	50	-	10148	8246	-	1902
33144	Repair and maintenance of current-carrying wiring devices and non current-carrying wiring devices for wiring electrical circuits etc.	136	15	15	-	2088	1872	216	-
3315	Repair of transport equipment, except motor vehicles	938	2537	2537	-	108766	97678	2376	8712
33151	Repair and routine maintenance of ships	2	2	2	-	-	-	-	-
33153	Repair and maintenance of locomotives and railroad cars (except factory rebuilding or factory conversion)	838	40	40	-	102502	92062	2376	8064

Indsutry Major Groups		No. of reporting manufacturing units	Total	Male	Female	Total	Wages and Salaries	Other Cash Payments	Payments in Kind
PSIC Code	Description								
1	2	3	4	5	6	7	8	9	10
33155	Repair of animal drawn buggies and wagons	98	35	35	-	6264	5616	-	648
3319	Repair of other equipment	567	968	917	51	37548	37548	-	-
33193	Restoring of organs and other historical musical instruments	36	36	36	-	-	-	-	-
33199	Repair of other equipment n.e.c.	531	32	16	16	37548	37548	-	-
332	Installation of industrial machinery and equipment	192	489	489	-	26460	26460	-	-
3320	Installation of industrial machinery and equipment	192	489	489	-	26460	26460	-	-
33201	Installation of industrial machinery in industrial plant and industrial process control equipment	175	455	455	-	26460	26460	-	-
33202	Installation of other industrial equipment like communications equipment, mainframe and similar computers, irradiation and electro-medical equipment etc	17	34	34	-	-	-	-	-
URBAN		1046935	2241643	1242992	998651	66992596	62938044	1254180	2800372
10	Manufacture of food products	131554	263238	254626	8612	10892826	9737780	249862	905184
101	Processing and preserving of meat	1211	3885	3885	-	160836	160836	-	-
1010	Processing and preserving of meat	1211	3885	3885	-	160836	160836	-	-
10103	Production of dried, salted or smoked meat	1088	768	768	-	144384	144384	-	-
10104	Production of meat products	52	34	34	-	4164	4164	-	-
10107	Processing of animal offal	71	105	105	-	12288	12288	-	-
103	Processing and preserving of fruit and vegetables	1132	3794	3003	791	79242	70340	2342	6560
1030	Processing and preserving of fruit and vegetables	1132	3794	3003	791	79242	70340	2342	6560
10301	Manufacture of food consisting chiefly of fruit or vegetables/ manufacture of perishable prepared foods of fruit and vegetables, such as: Salads, peeled or cut vegetables, tofu (bean curd)	117	36	36	-	21000	21000	-	-
10302	Preserving of fruit, nuts or vegetables	443	108	-	108	17484	16920	-	564
10303	Manufacture of fruit or vegetable food products	96	22	22	-	1908	1320	192	396
10304	Manufacture of fruit or vegetable juices/ concentrates	76	76	76	-	-	-	-	-
10309	Others (Processing and Preserving of fruit and vegetables)	400	1800	1800	-	38850	31100	2150	5600
104	Manufacture of vegetable and animal oils and fats	1452	2778	2741	37	81216	73956	864	6396
1040	Manufacture of vegetable and animal oils and fats	1452	2778	2741	37	81216	73956	864	6396
10401	Manufacture of crude / refined vegetable oils and their processing	405	147	147	-	53364	50316	864	2184
10402	Manufacture of non-defatted flour or meal of oilseeds, oil nuts or oil kernels	435	42	42	-	10710	9450	-	1260
10405	Production of cotton linters	36	108	108	-	-	-	-	-
10406	Production of oilcakes and other residual products of oil production	438	54	54	-	10134	7182	-	2952
10409	Others (Manufacture of vegetable and animal oils and fats)	138	140	140	-	7008	7008	-	-

Indsutry Major Groups		No. of reporting manufacturing units	Total	Male	Female	Total	Wages and Salaries	Other Cash Payments	Payments in Kind
PSIC Code	Description								
1	2	3	4	5	6	7	8	9	10
105	Manufacture of dairy products	8396	20189	18262	1927	1157794	1049637	46080	62077
1050	Manufacture of dairy products	8396	20189	18262	1927	1157794	1049637	46080	62077
10501	Manufacture of fresh liquid milk, pasteurized, sterilized, homogenized and/or ultra heat treated/ manufacture of milk-based drinks	362	57	57	-	27576	26520	-	1056
10502	Manufacture of cream from fresh liquid milk	549	69	69	-	32460	26832	-	5628
10503	Manufacture of dried or concentrated milk	105	420	420	-	28350	23520	-	4830
10504	Manufacture of butter/ cheese etc.	1742	196	196	-	79248	78840	-	408
10505	Manufacture of yoghurt	3868	49	49	-	558235	524556	-	33679
10506	Manufacture of ice cream and other edible ice/ Manufacture of milk or cream in solid form	891	210	210	-	282858	230184	43920	8754
10509	Others (Manufacture of dairy products)	879	140	140	-	149067	139185	2160	7722
106	Manufacture of grain mill products, starches and starch products	94881	148986	144630	4356	2722587	2465641	17004	239943
1061	Manufacture of grain mill products	94734	148779	144423	4356	2707467	2451241	17004	239223
10611	Grain milling	88423	208	208	-	1541566	1383245	12156	146165
10612	Rice milling	358	210	210	-	80438	75152	1488	3798
10613	Vegetable milling	108	84	84	-	15540	15480	-	60
10614	Manufacture of cereal breakfast foods	80	175	175	-	6720	6720	-	-
10615	Manufacture of flour mixes and prepared blended flour and dough for bread, cakes, biscuits or pancakes	4802	288	288	-	976840	887724	840	88276
10619	Others (Manufacture of grain mill products).	963	42	42	-	86364	82920	2520	924
1062	Manufacture of starches and starch products	147	207	207	-	15120	14400	-	720
10621	Manufacture of starches from rice, potatoes, maize etc.	20	80	80	-	15120	14400	-	720
10625	Manufacture of corn oil	127	20	20	-	-	-	-	-
107	Manufacture of other food products	24482	83606	82105	1501	6691150	5917370	183572	590208
1071	Manufacture of bakery products	18442	59926	58779	1147	5685438	5121105	117000	447333
10711	Manufacture of bread and rolls	2752	28	28	-	872831	773718	31716	67397
10712	Manufacture of fresh/ preserved pastry, cakes, pies, tarts etc.	1904	1750	1750	-	533551	500568	240	32743
10713	Manufacture of rusks, biscuits and other "dry" bakery products/ snack products	3800	24	24	-	2289872	2105765	69036	115071
10719	Others (Manufacture of bakery products)	9986	1470	1470	-	1989184	1741055	16008	232122
1072	Manufacture of sugar	2928	14728	14679	49	519274	338405	66572	114297
10721	Manufacture or refining of sugar and sugar substitutes from the juice of cane, beet, maple and palm etc.	2892	250	250	-	519274	338405	66572	114297
10722	Manufacture of sugar syrups	36	108	108	-	-	-	-	-
1073	Manufacture of cocoa, chocolate and sugar confectionery	264	1125	1125	-	61530	61530	-	-

Indsutry Major Groups		No. of reporting manufacturing units	Total	Male	Female	Total	Wages and Salaries	Other Cash Payments	Payments in Kind
PSIC Code	Description								
1	2	3	4	5	6	7	8	9	10
10731	Manufacture of cocoa, cocoa butter, cocoa fat, cocoa oil	72	252	252	-	21600	21600	-	-
10732	Manufacture of chocolate & chocolate confectionery, sugar confectionery etc.	105	105	105	-	33810	33810	-	-
10734	Preserving in sugar of fruit, nuts, fruit peels and other parts of plants	87	35	35	-	6120	6120	-	-
1075	Manufacture of prepared meals and dishes	1787	5300	5300	-	294756	274776	-	19980
10751	Manufacture of meat or poultry dishes	765	40	40	-	132000	121176	-	10824
10752	Manufacture of fish dishes, including fish and chips	174	48	48	-	37356	30480	-	6876
10759	Others (Manufacture of prepared meals and dishes)	848	39	39	-	125400	123120	-	2280
1079	Manufacture of other food products n.e.c.	1061	2527	2222	305	130152	121554	-	8598
10795	Manufacture of perishable prepared foods, such as sandwiches, fresh pizza	123	28	28	-	53052	51726	-	1326
10796	Manufacture of spices, sauces and condiments	71	70	70	-	-	-	-	-
10798	Processing of salt into food-grade salt, e.g. iodized salt	97	108	108	-	19440	17496	-	1944
10799	Others (Manufacture of food products)	770	36	36	-	57660	52332	-	5328
11	Manufacture of beverages	483	1629	1629	-	125754	124074	-	1680
110	Manufacture of beverages	480	1620	1620	-	124674	122994	-	1680
1104	Manufacture of soft drinks; production of mineral waters and other bottled waters	480	1620	1620	-	124674	122994	-	1680
11041	Manufacture of non-alcoholic beverages	70	216	216	-	13404	13404	-	-
11042	Production of natural mineral waters and other bottled waters	51	60	60	-	5400	5400	-	-
11043	Manufacture of soft drinks like lemonade, orangeade, cola, fruit drinks, tonic waters etc.	359	70	70	-	105870	104190	-	1680
113		3	9	9	-	1080	1080	-	-
1139		3	9	9	-	1080	1080	-	-
11399		3	9	9	-	1080	1080	-	-
12	Manufacture of tobacco products	11456	69310	68855	455	1578671	1457373	13539	107759
120	Manufacture of tobacco products	11456	69310	68855	455	1578671	1457373	13539	107759
1200	Manufacture of tobacco products	11456	69310	68855	455	1578671	1457373	13539	107759
12001	Manufacture of tobacco products and products of tobacco substitutes etc.	11378	350	350	-	1566347	1445049	13539	107759
12009	Others (Manufacture of tobacco products)	78	78	78	-	12324	12324	-	-
13	Manufacture of textiles	490215	956979	241106	715873	12415862	11886716	266291	262854
131	Spinning, weaving and finishing of textiles	9923	34672	30506	4166	3684388	3622696	21708	39984
1311	Preparation and spinning of textile fibres	2435	10841	10522	319	1190070	1174824	252	14994
13111	Preparatory operations on textile fibres	218	66	66	-	125748	125388	-	360

Indsutry Major Groups		No. of reporting manufacturing units	Total	Male	Female	Total	Wages and Salaries	Other Cash Payments	Payments in Kind
PSIC Code	Description								
1	2	3	4	5	6	7	8	9	10
13112	Spinning and manufacture of yarn or thread	2217	1875	1875	-	1064322	1049436	252	14634
1312	Weaving of textiles	4298	12999	10417	2582	1014370	997648	7776	8946
13121	Manufacture of broad woven cotton-type, woollen-type, worsted-type or silk-type fabrics	3081	45	45	-	773406	756684	7776	8946
13122	Manufacture of other broad woven fabrics, using flax, ramie, hemp, jute, bast fibres and special yarns	76	432	432	-	58800	58800	-	-
13129	Others (Weaving of textiles)	1141	36	36	-	182164	182164	-	-
1313	Finishing of textiles	3190	10832	9567	1265	1479948	1450224	13680	16044
13131	Bleaching and dyeing of textile fibres, yarns, fabrics and textile articles, including wearing apparel	1934	189	189	-	1120908	1092552	13680	14676
13132	Dressing, drying, steaming, shrinking, mending, Sanforizing, mercerizing of textiles and textile articles, including wearing apparel	854	70	70	-	348216	346848	-	1368
13139	Others (Finishing of textiles)	402	88	88	-	10824	10824	-	-
139	Manufacture of other textiles	480292	922307	210600	711707	8731474	8264020	244583	222870
1391	Manufacture of knitted and crocheted fabrics	670	834	115	719	16008	16008	-	-
13910	Manufacture and processing of knitted or crocheted fabrics etc.	670	115	115	-	16008	16008	-	-
1392	Manufacture of made-up textile articles, except apparel	27429	61467	20698	40769	1549599	1519455	4500	25644
13921	Manufacture, of made-up articles of any textile material	20272	27	-	27	590637	576537	600	13500
13922	Manufacture of made-up furnishing articles	6354	153	153	-	681858	676458	3900	1500
13925		17	51	51	-	12240	12240	-	-
13929	Others (Manufacture of made-up textile articles, except apparel)	786	72	-	72	264864	254220	-	10644
1393	Manufacture of carpets and rugs	51934	132481	48163	84318	309274	302137	1200	5936
13930	Manufacture of textile floor coverings like carpets, rugs and mats, tiles etc.	51934	81	27	54	309274	302137	1200	5936
1394	Manufacture of cordage, rope, twine and netting	30676	78321	27286	51035	525115	503995	-	21120
13941	Manufacture of twine, cordage, rope and cables of textile fibres or strip or the like	21633	81	27	54	27667	27667	-	-
13942	Manufacture of knotted netting of twine, cordage or rope including products of rope or netting	9043	36	36	-	497448	476328	-	21120
1399	Manufacture of other textiles n.e.c.	369583	649204	114338	534866	6331478	5922425	238883	170170
13991	Manufacture of labels, badges etc.	491	168	165	3	97445	96684	-	761
13992	Manufacture of tulles and other net fabrics, and of lace and embroidery/ ornamental trimmings	355028	105	105	-	6000515	5603618	235811	161086
13999	Others (Manufacture of other textiles)	14064	108	-	108	233518	222123	3072	8323
14	Manufacture of wearing apparel	82830	167540	68968	98572	3435260	3239038	105060	91162

Indsutry Major Groups		No. of reporting manufacturing units	Total	Male	Female	Total	Wages and Salaries	Other Cash Payments	Payments in Kind
PSIC Code	Description								
1	2	3	4	5	6	7	8	9	10
141	Manufacture of wearing apparel, except fur apparel	72740	146424	57920	88504	3129002	2951746	99600	77656
1410	Manufacture of wearing apparel, except fur apparel	72740	146424	57920	88504	3129002	2951746	99600	77656
14101	Manufacture of wearing apparel made of leather or composition leather	288	132	132	-	78480	70680	648	7152
14102	Manufacture of other outerwear/ work wear	26160	98	-	98	1848556	1710619	95460	42477
14103	Manufacture of underwear and nightwear	858	29	-	29	-	-	-	-
14104	Manufacture of babies' garments, tracksuits and others etc.	809	450	450	-	321556	320980	-	576
14105	Manufacture of other clothing accessories such as gloves, belts, shawls, ties, cravats, hairnets etc./ hats and caps	43454	54	-	54	799963	769020	3492	27451
14106	Manufacture of footwear of textile material without applied soles	35	35	35	-	-	-	-	-
14109	Others (Manufacture of wearing apparel, except fur apparel)	1136	110	110	-	80448	80448	-	-
142	Manufacture of articles of fur	166	390	326	64	-	-	-	-
1420	Manufacture of articles of fur	166	390	326	64	-	-	-	-
14200	Manufacture of articles made of fur skins	166	320	256	64	-	-	-	-
143	Manufacture of knitted and crocheted apparel	9924	20726	10722	10004	306258	287292	5460	13506
1430	Manufacture of knitted and crocheted apparel	9924	20726	10722	10004	306258	287292	5460	13506
14301	Manufacture of knitted or crocheted wearing apparel and other made-up articles like pullovers, cardigans, jerseys, waistcoats and similar articles	7726	28	-	28	132318	117840	5460	9018
14302	Manufacture of hosiery, including socks, tights and pantyhose	1353	70	70	-	53952	52728	-	1224
14309	Others (Manufacture of knitting and crocheted apparel)	845	68	68	-	119988	116724	-	3264
15	Manufacture of leather and related products	22380	45963	33280	12683	3081397	2974738	54324	52335
151	Tanning and dressing of leather; manufacture of luggage, handbags, saddlery and harness; dressing and dyeing of fur	1344	3938	3659	279	1372043	1338422	30672	2949
1511	Tanning and dressing of leather; dressing and dyeing of fur	224	560	560	-	34524	34524	-	-
15111	Tanning, dyeing and dressing of hides and skins	93	265	265	-	34524	34524	-	-
15112	Scraping, shearing, plucking, currying, tanning, bleaching and dyeing of fur skins and hides with the hair on	72	72	72	-	-	-	-	-
15119	Others (Tanning and dressing of leather, dressing and dyeing of fur)	59	28	28	-	-	-	-	-
1512	Manufacture of luggage, handbags and the like, saddlery and harness	1120	3378	3099	279	1337519	1303898	30672	2949
15121	Manufacture of luggage, handbags and the like, of leather, composition leather or any other material	793	110	110	-	1283814	1250982	30672	2160
15122	Manufacture of diverse articles of leather or composition leather	132	93	93	-	13385	12596	-	789
15129	Others (Manufacture of luggage, handbags and the saddlery and harness)	195	72	36	36	40320	40320	-	-
152	Manufacture of footwear	21036	42025	29621	12404	1709353	1636315	23652	49386
1520	Manufacture of footwear	21036	42025	29621	12404	1709353	1636315	23652	49386

Indsutry Major Groups		No. of reporting manufacturing units	Total	Male	Female	Total	Wages and Salaries	Other Cash Payments	Payments in Kind
PSIC Code	Description								
1	2	3	4	5	6	7	8	9	10
15201	Manufacture of footwear for all purposes, of any material, by any process	13397	140	35	105	1407369	1369207	13788	24374
15202	Manufacture of leather parts of footwear etc.	6471	37	-	37	248597	214992	8820	24785
15209	Others (Manufacture of footwear)	1168	8	8	-	53387	52116	1044	227
16	Manufacture of wood and of products of wood and cork, except furniture, manufacture of articles of straw and plaiting materials	130811	278217	159947	118270	5933524	5588740	61848	282937
161	Sawmilling and planning of wood	15003	42726	41556	1170	2521122	2343288	28800	149033
1610	Sawmilling and planning of wood	15003	42726	41556	1170	2521122	2343288	28800	149033
16101	Sawing, planning and machining of wood/ slicing, peeling or chipping logs	13872	35	35	-	2438310	2268360	23580	146369
16102	Manufacture of wooden railway sleepers	35	70	70	-	5040	5040	-	-
16103	Manufacture of unassembled wooden flooring/ wood wool, wood flour, chips, particles	222	125	125	-	2520	2520	-	-
16109	Others (Manufacture of Sawmilling and planning of wood)	874	52	52	-	75252	67368	5220	2664
162	Manufacture of products of wood, cork, straw and plaiting materials	115808	235491	118391	117100	3412403	3245451	33048	133903
1621	Manufacture of veneer sheets and wood-based panels	5584	15142	10645	4497	180432	170196	-	10236
16212	Manufacture of plywood, veneer panels and similar laminated wood boards and sheets	247	341	341	-	81360	75480	-	5880
16213	Manufacture of particle board and fibreboard/ densified wood etc.	64	256	256	-	19968	19968	-	-
16219	Others (Manufacture of veneer sheets and wood-based panels)	5273	150	100	50	79104	74748	-	4356
1622	Manufacture of builders' carpentry and joinery	10572	21171	20194	977	659966	616030	4704	39232
16221	Manufacture of wooden goods intended to be used in the construction industry	9331	104	104	-	587102	543778	4704	38620
16222	Manufacture of prefabricated buildings, or elements thereof, predominantly of wood/ mobile homes / wood partitions etc.	1241	81	81	-	72864	72252	-	612
1623	Manufacture of wooden containers	5215	14893	13224	1669	1260249	1239309	-	20940
16231	Manufacture of packing cases, boxes, crates, drums/ cable-drums etc. of wood	4466	72	36	36	574497	565029	-	9468
16232	Manufacture of pallets, box pallets and other load boards of wood/ manufacture of barrels, vats, tubs and other coopers' products of wood	677	35	35	-	685752	674280	-	11472
16233	Manufacture of wooden cable-drums	72	72	72	-	-	-	-	-
1629	Manufacture of other products of wood; manufacture of articles of cork, straw and plaiting materials	94437	184285	74328	109957	1311756	1219916	28344	63496
16291	Manufacture of various wood products (see detail in description)	24414	27	27	-	986293	895516	28344	62434

Indsutry Major Groups		No. of reporting manufacturing units	Total	Male	Female	Total	Wages and Salaries	Other Cash Payments	Payments in Kind
PSIC Code	Description								
1	2	3	4	5	6	7	8	9	10
16292	Natural cork processing, manufacture of agglomerated cork / articles of cork etc.	22129	35	-	35	19080	19080	-	-
16299	Others(Manufacture of other products of wood, manufacture of articles of cork, straw and planting materials)	47894	70	35	35	306383	305321	-	1062
17	Manufacture of paper and paper products	1798	5740	4829	911	324116	319746	-	4370
170	Manufacture of paper and paper products	1798	5740	4829	911	324116	319746	-	4370
1701	Manufacture of pulp, paper and paperboard	215	664	636	28	61476	60707	-	769
17013	Manufacture of paper and paperboard/ further processing of paper and paperboard	135	44	44	-	41508	41411	-	97
17014	Manufacture of newsprint and other printing or writing paper	11	33	33	-	3168	3168	-	-
17019	Others (Manufacture of pulp, paper and paperboard)	69	13	13	-	16800	16128	-	672
1702	Manufacture of corrugated paper and paperboard and of containers of paper and paperboard	1494	4862	3979	883	249791	247630	-	2161
17021	Manufacture of corrugated paper and paperboard and their container etc.	220	33	33	-	47376	47376	-	-
17022	Manufacture of sacks, bags, office box files and similar articles of paper	1265	135	54	81	199229	197068	-	2161
17029	Others (Manufacture of corrugated paper and paperboard and containers of paper and paperboard)	9	6	6	-	3186	3186	-	-
1709	Manufacture of other articles of paper and paperboard	89	214	214	-	12850	11410	-	1440
17092	Manufacture of printing and writing paper, computer printout paper, self-copy paper etc. ready for use	17	14	14	-	252	252	-	-
17099	Others (Manufacture of other articles of paper and paperboard)	72	14	14	-	12598	11158	-	1440
18	Printing and reproduction of recorded media	6681	20327	17951	2376	1483004	1425152	21372	36480
181	Printing and service activities related to printing	6681	20327	17951	2376	1483004	1425152	21372	36480
1811	Printing	2182	7868	7861	7	876904	859348	5280	12276
18111	Printing of newspapers, magazines and other periodicals	310	132	132	-	195636	194664	-	972
18112	Printing of books and brochures, music and music manuscripts, maps, atlases, posters, advertising catalogues, prospectuses and other printed advertising,	1518	54	54	-	556828	541744	5280	9804
18115	Printing directly onto textiles, plastic, glass, metal, wood and ceramics (except silk-screen printing on textiles and wearing apparel)	81	110	110	-	17760	17760	-	-
18119	Other printing n.e.c.	273	209	209	-	106680	105180	-	1500
1812	Service activities related to printing	4499	12459	10090	2369	606100	565804	16092	24204
18121	Binding of printed sheets	1580	18	18	-	360514	328834	9828	21852

Indsutry Major Groups		No. of reporting manufacturing units	Total	Male	Female	Total	Wages and Salaries	Other Cash Payments	Payments in Kind
PSIC Code	Description								
1	2	3	4	5	6	7	8	9	10
18122	Composition, typesetting, phototypesetting, pre-press data input including scanning and optical character recognition, electronic make-up	46	42	42	-	3360	3360	-	-
18123	Plate-making services including image-setting and plate-setting	583	30	30	-	47880	47880	-	-
18124	Preparation of plates and dies	86	55	55	-	37614	31350	6264	-
18125	Design of printing products e.g. sketches, layouts, dummies etc.	209	11	11	-	19992	19992	-	-
18126	Other graphic activities such as die-sinking or die-stamping, Braille copying, embossing, varnishing and laminating, collating and inseting, creasing	114	22	22	-	9936	7584	-	2352
18129	Other (Service activities related to printing)	1881	105	-	105	126804	126804	-	-
19	Manufacture of coke and refined petroleum products	4105	16113	8136	7977	30528	28152	432	1944
191	Manufacture of coke oven products	195	530	530	-	19728	18216	432	1080
1910	Manufacture of coke oven products	195	530	530	-	19728	18216	432	1080
19101	Operation of coke ovens	16	64	64	-	2880	2880	-	-
19102	Production of coke and semi-coke/ production of coke oven gas	35	70	70	-	-	-	-	-
19104	Production of crude coal and lignite tars	144	396	396	-	16848	15336	432	1080
192	Manufacture of refined petroleum products	3910	15583	7606	7977	10800	9936	-	864
1920	Manufacture of refined petroleum products	3910	15583	7606	7977	10800	9936	-	864
19206	Manufacture of hard-coal and lignite fuel briquettes / petroleum briquettes	180	684	684	-	10800	9936	-	864
19207	Blending of bio fuels	3730	35	-	35	-	-	-	-
20	Manufacture of chemicals and chemical products	946	3781	3473	308	346067	336536	2412	7119
202	Manufacture of other chemical products	674	2838	2682	156	304130	298586	-	5544
2022	Manufacture of paints, varnishes and similar coatings, printing ink and mastics	79	191	191	-	28848	28032	-	816
20221	Manufacture of paints and varnishes, enamels or lacquers	68	136	136	-	20400	19584	-	816
20222	Manufacture of prepared pigments and dyes, opacifiers and colours	11	55	55	-	8448	8448	-	-
2023	Manufacture of soap and detergents, cleaning and polishing preparations, perfumes and toilet preparations	564	2505	2349	156	266930	262202	-	4728
20232	Manufacture of soap	105	55	55	-	32832	32832	-	-
20234	Manufacture of surface-active preparations (washing powders and detergents, dish-washing preparations, textile softeners)	43	30	30	-	22752	22152	-	600
20235	Manufacture of cleaning and polishing products	416	99	99	-	211346	207218	-	4128
2029	Manufacture of other chemical products n.e.c.	31	142	142	-	8352	8352	-	-

Indsutry Major Groups		No. of reporting manufacturing units	Total	Male	Female	Total	Wages and Salaries	Other Cash Payments	Payments in Kind
PSIC Code	Description								
1	2	3	4	5	6	7	8	9	10
20294	Manufacture of photographic plates, films, sensitized paper and other sensitized unexposed materials	15	30	30	-	1440	1440	-	-
20298	Manufacture of matches	16	112	112	-	6912	6912	-	-
203	Manufacture of man-made fibres	272	943	791	152	41937	37950	2412	1575
2030	Manufacture of man-made fibres	272	943	791	152	41937	37950	2412	1575
20302	Manufacture of synthetic or artificial staple fibres, not carded, combed or otherwise processed for spinning	67	134	134	-	14472	12060	2412	-
20303	Manufacture of synthetic or artificial filament yarn, including high-tenacity yarn	37	74	-	74	-	-	-	-
20309	Others (Manufacture of man-made fibres)	168	140	70	70	27465	25890	-	1575
21	Manufacture of basic pharmaceutical products and pharmaceutical preparations	53	106	106	-	3360	2940	-	420
210	Manufacture of pharmaceuticals, medicinal chemical and botanical product	53	106	106	-	3360	2940	-	420
2100	Manufacture of pharmaceuticals, medicinal chemical and botanical products	53	106	106	-	3360	2940	-	420
21003	Manufacture of medicaments including homeopathic preparations	53	70	70	-	3360	2940	-	420
22	Manufacture of rubber and plastics products	6799	21108	20500	608	1833097	1753939	42648	36511
221	Manufacture of rubber products	379	995	995	-	66817	61237	5580	-
2211	Manufacture of rubber tyres and tubes; retreading and rebuilding of rubber tyres	21	63	63	-	-	-	-	-
22113	Manufacture of interchangeable tyre treads, tyre flaps, "camelback" strips for retreading tyres etc./ tyre rebuilding and retreading	21	63	63	-	-	-	-	-
2219	Manufacture of other rubber products	358	932	932	-	66817	61237	5580	-
22191	Manufacture of other products of natural or synthetic rubber (see description for detail)	118	75	75	-	16668	16668	-	-
22192	Manufacture of rubber brushes, pipe stems, combs, hair pins etc.	194	115	115	-	24264	23220	1044	-
22199	Others (Manufacture of other rubber products)	46	9	9	-	25885	21349	4536	-
222	Manufacture of plastics products	6420	20113	19505	608	1766280	1692701	37068	36511
2220	Manufacture of plastics products	6420	20113	19505	608	1766280	1692701	37068	36511
22201	Manufacture of semi-manufactures and finished plastic products/ plastic articles for the packing of goods	1448	108	108	-	639760	599611	15240	24909
22202	Manufacture of builders' plastics ware(see note for detail)	603	315	315	-	210826	206772	120	3934
22203	Manufacture of plastic tableware, kitchenware and toilet articles	202	51	51	-	95580	95580	-	-
22204	Manufacture of artificial stone/ plastic signs etc.	214	28	28	-	1680	1680	-	-

Indsutry Major Groups		No. of reporting manufacturing units	Total	Male	Female	Total	Wages and Salaries	Other Cash Payments	Payments in Kind
PSIC Code	Description								
1	2	3	4	5	6	7	8	9	10
22209	Manufacture of other diverse plastic products	3953	36	36	-	818435	789059	21708	7668
23	Manufacture of other non-metallic mineral products	14565	54361	50487	3874	5590554	5364489	55392	170672
231	Manufacture of glass and glass products	83	151	95	56	5520	4560	-	960
2310	Manufacture of glass and glass products	83	151	95	56	5520	4560	-	960
23109	Others (Manufacture of glass and glass products)	83	60	60	-	5520	4560	-	960
239	Manufacture of non-metallic mineral products n.e.c.	14482	54210	50392	3818	5585034	5359929	55392	169712
2392	Manufacture of clay building materials	5281	17996	16164	1832	1200846	1126989	16344	57512
23921	Manufacture of non-refractory ceramic hearth or wall tiles, mosaic cubes etc.	1181	72	72	-	124056	115344	8712	-
23922	Manufacture of structural non-refractory clay building materials, like ceramic bricks, roofing tiles, pipes, conduits etc./ flooring blocks in baked clay	4100	210	140	70	1076790	1011645	7632	57512
2393	Manufacture of other porcelain and ceramic products	1711	5748	4194	1554	230124	213324	16800	-
23931	Manufacture of ceramic tableware and other domestic or toilet articles etc.	939	564	564	-	215004	198204	16800	-
23933	Manufacture of ceramic laboratory, chemical and industrial products etc.	35	35	-	35	-	-	-	-
23939	Manufacture of other porcelain and ceramic products n.e.c.	737	35	35	-	15120	15120	-	-
2394	Manufacture of cement, lime and plaster	68	272	272	-	23040	23040	-	-
23941	Manufacture of clinkers and hydraulic cements, including Portland, aluminous cement, slag cement and super phosphate cements	32	128	128	-	23040	23040	-	-
23942	Manufacture of quicklime, slaked lime and hydraulic lime	36	144	144	-	-	-	-	-
2395	Manufacture of articles of concrete, cement and plaster	4904	17894	17664	230	1894164	1812324	9072	72768
23951	Manufacture of precast concrete, cement or artificial stone articles and plaster articles for use in construction	3497	90	90	-	1531446	1463976	6972	60498
23952	Manufacture of prefabricated structural components for buildings or civil engineering of cement, concrete or artificial stone	84	105	105	-	30744	26460	-	4284
23953	Manufacture of articles of asbestos-cement or cellulose fibre-cement or the like (sheets, panels, tiles,, pipes, troughs, basins, sinks, furniture, frames etc.)	848	280	280	-	244596	238116	2100	4380
23959	Manufacture of other articles of concrete, plaster, cement or artificial stone	475	40	40	-	87378	83772	-	3606
2396	Cutting, shaping and finishing of stone	1923	9886	9684	202	1771956	1726740	13176	32040
23961	Cutting, shaping and finishing of stone for use in construction, in cemeteries, on roads, as roofing etc.	1923	42	42	-	1771956	1726740	13176	32040
2399	Manufacture of other non-metallic mineral products n.e.c.	595	2414	2414	-	464904	457512	-	7392

Indsutry Major Groups		No. of reporting manufacturing units	Total	Male	Female	Total	Wages and Salaries	Other Cash Payments	Payments in Kind
PSIC Code	Description								
1	2	3	4	5	6	7	8	9	10
23991	Manufacture of millstones, sharpening or polishing stones and natural or artificial abrasive products, including abrasive products on a soft base	328	108	108	-	205440	198384	-	7056
23992	Manufacture of friction material and unmounted articles thereof with a base of mineral substances or of cellulose	267	532	532	-	259464	259128	-	336
24	Manufacture of basic metals	5240	14535	14279	256	1271738	1231427	3396	36916
241	Manufacture of basic iron and steel	309	1330	1074	256	127464	126492	-	972
2410	Manufacture of basic iron and steel	309	1330	1074	256	127464	126492	-	972
24105	Production of semi-finished products of steel	88	484	484	-	67584	67584	-	-
24106	Manufacture of hot/cold-rolled flat-rolled products of steel/ hot-rolled bars and rods, open sections of steel, steel bars and solid sections of steel by cold drawing, grinding or turning/ wire of steel	103	34	34	-	6336	6336	-	-
24109	Others (Manufacture of basic iron and steel)	118	66	66	-	53544	52572	-	972
242	Manufacture of basic precious and other non-ferrous metals	64	214	214	-	26316	26316	-	-
2420	Manufacture of basic precious and other non-ferrous metals	64	214	214	-	26316	26316	-	-
24201	Production and refining of unwrought or wrought precious metals, precious metal alloys/ semi-products: gold, silver, platinum etc. from ore and scrap	22	88	88	-	13464	13464	-	-
24205	Production of copper alloys/ manufacture of fuse wire or strip/ semi-manufacturing of copper	42	126	126	-	12852	12852	-	-
243	Casting of metals	4867	12991	12991	-	1117958	1078619	3396	35944
2431	Casting of iron and steel	4867	12991	12991	-	1117958	1078619	3396	35944
24313	Manufacture of tubes, pipes and hollow profiles and fittings of cast-iron, manufacture of seamless tubes and pipes of steel/ fittings of cast-steel	43	63	63	-	12312	12312	-	-
24319	Others (Casting of iron and steel)	4824	11	11	-	1105646	1066307	3396	35944
25	Manufacture of fabricated metal products, except machinery and equipment	50804	120304	117891	2413	6755458	6331335	78672	345450
251	Manufacture of structural metal products, tanks, reservoirs and steam generators	26055	68104	67620	484	4263910	3950534	42804	270573
2511	Manufacture of structural metal products	25958	67829	67345	484	4251874	3939542	41760	270573
25111	Manufacture of metal frameworks or skeletons for construction and parts thereof (towers, bridges etc.)/ Industrial frameworks in metal (frameworks for blast furnaces, lifting and handling equipment etc.)	194	51	51	-	93624	85812	-	7812
25112	Manufacture of prefabricated buildings mainly of metal, metal doors, windows and their frames, shutters and gates, room partitions etc.	25700	30	30	-	4116778	3812258	41760	262761

Indsutry Major Groups		No. of reporting manufacturing units	Total	Male	Female	Total	Wages and Salaries	Other Cash Payments	Payments in Kind
PSIC Code	Description								
1	2	3	4	5	6	7	8	9	10
25119	Others (Manufacture of structural metal products)	64	352	352	-	41472	41472	-	-
2512	Manufacture of tanks, reservoirs and containers of metal	97	275	275	-	12036	10992	1044	-
25121	Manufacture of reservoirs, tanks and similar containers of metal, of types normally installed as fixtures for storage or manufacturing use	62	135	135	-	12036	10992	1044	-
25122	Manufacture of metal containers for compressed or liquefied gas	35	35	35	-	-	-	-	-
252	Manufacture of weapons and ammunition	51	204	204	-	-	-	-	-
2520	Manufacture of weapons and ammunition	51	204	204	-	-	-	-	-
25202	Manufacture of small arms (revolvers, shotguns, light machine guns)	51	204	204	-	-	-	-	-
259	Manufacture of other fabricated metal products; metalworking service activities	24698	51996	50067	1929	2491547	2380802	35868	74878
2591	Forging, pressing, stamping and roll-forming of metal; powder metallurgy	35	105	105	-	5040	5040	-	-
25911	Forging, pressing, stamping and roll-forming of metal	35	105	105	-	5040	5040	-	-
2592	Treatment and coating of metals; machining	1198	2968	2968	-	202860	196378	4632	1850
25921	Plating, anodizing etc., heat treatment, deburring, sandblasting, tumbling, cleaning of metals	35	35	35	-	-	-	-	-
25922	Colouring and engraving, non-metallic coating, hardening, buffing of metals	78	56	56	-	3360	3024	-	336
25923	Boring, turning, milling, eroding, planning, lapping, broaching, levelling, sawing, grinding, sharpening, polishing, welding, splicing etc. of metalwork pieces	1005	11	11	-	185100	178954	4632	1514
25924	Cutting of and writing on metals by means of laser beams	80	192	192	-	14400	14400	-	-
2593	Manufacture of cutlery, hand tools and general hardware	15634	26953	25893	1060	707404	655121	24996	27287
25931	Manufacture of cutlery	164	87	87	-	11304	10440	864	-
25932	Manufacture of knives and cutting blades, hand tools, non-power-driven agricultural hand tools, saws and saw blades for machines or for mechanical appliances	13672	35	35	-	317592	289536	13956	14100
25933	Manufacture of padlocks, locks, keys, hinges and the like, hardware for buildings, furniture, vehicles etc.	813	130	130	-	178862	162898	7212	8753
25934	Manufacture of other tools of such nature n.e.c.	985	270	270	-	199645	192247	2964	4434
2599	Manufacture of other fabricated metal products n.e.c.	7831	21970	21101	869	1576244	1524263	6240	45740
25991	Manufacture of cans, drums, buckets, boxes, tins and cans for food products, metal cable, plaited bands and similar articles,	4748	140	140	-	750978	726312	3000	21666
25992	Manufacture of uninsulated metal cable or insulated cable not capable of being used as a conductor of electricity, articles made of wire etc.	143	80	80	-	30029	28776	-	1253

Indsutry Major Groups		No. of reporting manufacturing units	Total	Male	Female	Total	Wages and Salaries	Other Cash Payments	Payments in Kind
PSIC Code	Description								
1	2	3	4	5	6	7	8	9	10
25993	Manufacture of screw machine products, nails and pins, bolts, screws, nuts, springs, chains etc.	798	322	322	-	311820	309312	672	1836
25994	Manufacture of metal household articles	1998	102	102	-	474950	453988	2568	18394
25995	Manufacture of metal goods for office use, except furniture	36	36	36	-	-	-	-	-
25996	Manufacture of safes, strongboxes, armoured doors etc.	36	144	144	-	4320	4320	-	-
25997	Manufacture of various metal articles	72	216	216	-	4147	1555	-	2592
26	Manufacture of computer, electronic and optical products	88	311	311	-	43176	42504	-	672
261	Manufacture of electronic components and boards	14	42	42	-	1596	1596	-	-
2610	Manufacture of electronic components and boards	14	42	42	-	1596	1596	-	-
26101	Manufacture of capacitors, electronic, resistors, electronic, microprocessors, bare printed circuit boards, electron tubes, electronic connectors, integrated circuits	14	42	42	-	1596	1596	-	-
264	Manufacture of consumer electronics	11	66	66	-	4620	4620	-	-
2640	Manufacture of consumer electronics	11	66	66	-	4620	4620	-	-
26404	Manufacture of radio receivers, speaker systems, amplifiers for musical instruments and public address systems	11	66	66	-	4620	4620	-	-
265	Manufacture of measuring, testing, navigating and control equipment; watches and clocks	28	168	168	-	36960	36288	-	672
2652	Manufacture of watches and clocks	28	168	168	-	36960	36288	-	672
26521	Manufacture of watches and clocks, watch and clock cases, components for clocks and watches	28	168	168	-	36960	36288	-	672
267	Manufacture of optical instruments and photographic equipment	35	35	35	-	-	-	-	-
2670	Manufacture of optical instruments and photographic equipment	35	35	35	-	-	-	-	-
26705	Manufacture of film cameras and digital cameras	35	35	35	-	-	-	-	-
27	Manufacture of electrical equipment	2299	6926	6687	239	516584	506968	-	9617
271	Manufacture of electric motors, generators, transformers and electricity distribution and control apparatus	765	2086	2086	-	177000	172512	-	4488
2710	Manufacture of electric motors, generators, transformers and electricity distribution and control apparatus	765	2086	2086	-	177000	172512	-	4488
27101	Manufacture of distribution electric / arc-welding transformers / substation transformers for electric power distribution	11	99	99	-	31680	31680	-	-
27102	Manufacture of transmission and distribution voltage regulators / electric motors / power generators / prime mover generator sets / armatures etc.	54	60	60	-	27792	25392	-	2400

Indsutry Major Groups		No. of reporting manufacturing units	Total	Male	Female	Total	Wages and Salaries	Other Cash Payments	Payments in Kind
PSIC Code	Description								
1	2	3	4	5	6	7	8	9	10
27103	Manufacture of power circuit breakers / surge suppressors / control panels for electric power distribution / electrical relays etc.	432	108	108	-	42060	42060	-	-
27104	Manufacture of duct for electrical switchboard apparatus / electric fuses / power switching equipment / electric power switches	126	36	36	-	62532	60444	-	2088
27109	Others (Manufacture of electric motors, generators, transformers and electricity distribution and control apparatus)	142	261	261	-	12936	12936	-	-
273	Manufacture of wiring and wiring devices	623	2558	2498	60	238026	237570	-	456
2732	Manufacture of other electronic and electric wires and cables	224	1504	1504	-	180984	180984	-	-
27320	Manufacture of insulated wire and cable, made of steel, copper, aluminium	224	33	33	-	180984	180984	-	-
2733	Manufacture of wiring devices	399	1054	994	60	57042	56586	-	456
27331	Manufacture of bus bars, electrical conductors, GFCI (ground fault circuit interrupters), lamp holders, coils, switches/ boxes for electrical wiring, electrical outlets and sockets, electrical conduit and fitting etc.	333	200	200	-	52362	51906	-	456
27333	Manufacture of plastic non current-carrying wiring devices including plastic junction boxes, face plates, and similar, plastic pole line fittings etc.	66	140	80	60	4680	4680	-	-
274	Manufacture of electric lighting equipment	177	615	615	-	37092	37092	-	-
2740	Manufacture of electric lighting equipment	177	615	615	-	37092	37092	-	-
27401	Manufacture of lamps, fixtures and bulbs, ceiling lighting fixtures, chandeliers, table lamps, flashlights, electric insect lamps, lanterns, spotlights etc.	177	72	72	-	37092	37092	-	-
275	Manufacture of domestic appliances	76	224	189	35	5880	5280	-	600
2750	Manufacture of domestic appliances	76	224	189	35	5880	5280	-	600
27501	Manufacture of domestic electric appliances (see description for detail)	60	125	125	-	3000	2400	-	600
27503	Manufacture of domestic non-electric cooking and heating equipment	16	64	64	-	2880	2880	-	-
279	Manufacture of other electrical equipment	658	1443	1299	144	58586	54514	-	4073
2790	Manufacture of other electrical equipment	658	1443	1299	144	58586	54514	-	4073
27902	Manufacture of uninterruptible power supplies (UPS), power supplies	556	90	90	-	40982	37738	-	3245
27905	Manufacture of electrical welding and soldering equipment, including hand-held soldering irons	60	150	150	-	17604	16776	-	828
27909	Manufacture of other electrical equipment n.e.c.	42	126	126	-	-	-	-	-
28	Manufacture of machinery and equipment n.e.c.	4144	9365	9224	141	690135	654999	5076	30060
281	Manufacture of general-purpose machinery	1062	2801	2748	53	276924	272820	-	4104

Indsutry Major Groups		No. of reporting manufacturing units	Total	Male	Female	Total	Wages and Salaries	Other Cash Payments	Payments in Kind
PSIC Code	Description								
1	2	3	4	5	6	7	8	9	10
2811	Manufacture of engines and turbines, except aircraft, vehicle and cycle engines	638	1432	1416	16	91524	91524	-	-
28112	Manufacture of turbines and parts thereof, boiler-turbine sets, turbine-generator sets etc.	638	64	48	16	91524	91524	-	-
2813	Manufacture of other pumps, compressors, taps and valves	118	418	418	-	29604	29424	-	180
28131	Manufacture of air or vacuum pumps, air or other gas compressors	108	378	378	-	26352	26352	-	-
28134	Manufacture of industrial taps and valves, including regulating valves and intake taps, sanitary taps and valves, heating taps and valves, hand pumps etc.	10	40	40	-	3252	3072	-	180
2814	Manufacture of bearings, gears, gearing and driving elements	28	112	112	-	8064	8064	-	-
28143	Manufacture of gears, gearing and gear boxes and other speed changers, clutches & shaft couplings, flywheels & pulleys, power transmission chain etc.	28	112	112	-	8064	8064	-	-
2815	Manufacture of ovens, furnaces and furnace burners	105	315	315	-	75600	75600	-	-
28152	Manufacture of permanent mount electric heaters, non-electric household heating equipment etc.	105	315	315	-	75600	75600	-	-
2818	Manufacture of power-driven hand tools	46	55	18	37	2700	2592	-	108
28180	Manufacture of hand tools, with self-contained electric or non-electric motor or pneumatic drive (see note for detail)	46	37	-	37	2700	2592	-	108
2819	Manufacture of other general-purpose machinery	127	469	469	-	69432	65616	-	3816
28191	Manufacture of industrial refrigerating or freezing equipment, air-conditioning machines, non-domestic fans etc.	28	84	84	-	20160	18144	-	2016
28193	Manufacture of filtering or purifying machinery and apparatus for liquids, equipment for projecting, dispersing or spraying liquids or powders	60	70	70	-	31680	31680	-	-
28199	Manufacture of other general-purpose machinery n.e.c.	39	56	56	-	17592	15792	-	1800
282	Manufacture of special-purpose machinery	3082	6564	6476	88	413211	382179	5076	25956
2821	Manufacture of agricultural and forestry machinery	1440	2713	2625	88	79985	72929	1476	5580
28211	Manufacture of tractors used in agriculture and forestry	50	50	50	-	-	-	-	-
28214	Manufacture of agricultural machinery for soil preparation, planting or fertilizing	617	36	36	-	29243	27317	-	1926
28215	Manufacture of harvesting or threshing machinery	489	144	144	-	24330	22320	1056	954
28217	Manufacture of spraying machinery for agricultural use	168	24	24	-	-	-	-	-
28219	Manufacture of diverse agricultural machinery n.e.c.	116	40	40	-	26412	23292	420	2700
2822	Manufacture of metal-forming machinery and machine tools	677	1320	1320	-	58680	55788	-	2892

Indsutry Major Groups		No. of reporting manufacturing units	Total	Male	Female	Total	Wages and Salaries	Other Cash Payments	Payments in Kind
PSIC Code	Description								
1	2	3	4	5	6	7	8	9	10
28222	Manufacture of machine tools for turning, drilling, milling, shaping, planning, boring, grinding etc.	147	18	18	-	1764	1764	-	-
28224	Manufacture of punch presses, hydraulic presses, hydraulic brakes, drop hammers, forging machines etc.	35	140	140	-	-	-	-	-
28227	Manufacture of parts and accessories for the machine tools listed above	495	88	88	-	56916	54024	-	2892
2823	Manufacture of machinery for metallurgy	3	12	12	-	1642	1498	-	144
28232	Manufacture of metal-rolling mills and rolls for such mills	3	12	12	-	1642	1498	-	144
2825	Manufacture of machinery for food, beverage and tobacco processing	20	100	100	-	36000	36000	-	-
28256	Manufacture of machinery for the extraction or preparation of animal or vegetable fats or oils	20	100	100	-	36000	36000	-	-
2826	Manufacture of machinery for textile, apparel and leather production	917	2344	2344	-	227304	206364	3600	17340
28262	Manufacture of auxiliary machines or equipment for textile machinery	850	200	200	-	215424	194484	3600	17340
28264	Manufacture of machinery for fabric processing	18	126	126	-	11880	11880	-	-
28266	Manufacture of sewing machines	49	60	60	-	-	-	-	-
2829	Manufacture of other special-purpose machinery	25	75	75	-	9600	9600	-	-
28296	Manufacture of diverse special-purpose machinery and equipment	25	75	75	-	9600	9600	-	-
29	Manufacture of motor vehicles, trailers and semi-trailers	4994	14857	14665	192	1382902	1325675	3600	53627
291	Manufacture of motor vehicles	134	268	268	-	7236	7236	-	-
2910	Manufacture of motor vehicles	134	268	268	-	7236	7236	-	-
29103	Manufacture of other motor vehicles	134	268	268	-	7236	7236	-	-
292	Manufacture of bodies (coachwork) for motor vehicles; manufacture of trailers and semi-trailers	670	2702	2702	-	180563	151014	-	29549
2920	Manufacture of bodies (coachwork) for motor vehicles; manufacture of trailers and semi-trailers	670	2702	2702	-	180563	151014	-	29549
29201	Manufacture of bodies, including cabs for motor vehicles and outfitting of all types	274	42	42	-	75522	72678	-	2844
29202	Manufacture of trailers and semi-trailers	187	54	54	-	31872	25992	-	5880
29203	Manufacture of containers for carriage by one or more modes of transport	209	68	68	-	73169	52344	-	20825
293	Manufacture of parts and accessories for motor vehicles	4100	11662	11485	177	1187903	1160225	3600	24078
2930	Manufacture of parts and accessories for motor vehicles	4100	11662	11485	177	1187903	1160225	3600	24078
29301	Manufacture of diverse parts and accessories for motor vehicles	1464	140	140	-	606456	600072	-	6384
29302	Manufacture of parts & accessories of bodies for motor vehicles, car seats etc.	2572	70	70	-	581447	560153	3600	17694
29303	Manufacture of motor vehicle electrical equipment	64	192	192	-	-	-	-	-

Indsutry Major Groups		No. of reporting manufacturing units	Total	Male	Female	Total	Wages and Salaries	Other Cash Payments	Payments in Kind
PSIC Code	Description								
1	2	3	4	5	6	7	8	9	10
299		90	225	210	15	7200	7200	-	-
2991		60	135	135	-	5040	5040	-	-
29913		60	135	135	-	5040	5040	-	-
2992		30	90	75	15	2160	2160	-	-
29923		30	90	75	15	2160	2160	-	-
30	Manufacture of other transport equipment	1805	6668	6626	42	490080	474174	3444	12462
309	Manufacture of transport equipment n.e.c.	1805	6668	6626	42	490080	474174	3444	12462
3091	Manufacture of motorcycles	1147	4732	4690	42	334932	322314	3444	9174
30911	Manufacture of motorcycles, mopeds and cycles fitted with an auxiliary engine, engines for motorcycles, sidecars etc.	273	66	66	-	79320	79320	-	-
30912	Manufacture of parts and accessories for motorcycles	874	1500	1500	-	255612	242994	3444	9174
3092	Manufacture of bicycles and invalid carriages	237	868	868	-	55020	55020	-	-
30921	Manufacture of non-motorized bicycles and other cycles, parts and accessories of bicycles etc.	113	44	44	-	11208	11208	-	-
30922	Manufacture of invalid carriages, their parts & accessories, baby carriages etc.	124	297	297	-	43812	43812	-	-
3099	Manufacture of other transport equipment n.e.c.	421	1068	1068	-	100128	96840	-	3288
30991	Manufacture of hand-propelled vehicles: luggage trucks, handcarts, sledges, shopping carts etc.	250	60	60	-	70200	70200	-	-
30992	Manufacture of vehicles drawn by animals: sulkies, donkey-carts, hearses etc.	171	60	60	-	29928	26640	-	3288
31	Manufacture of furniture	33901	84274	82917	1357	5711738	5164763	260028	286947
310	Manufacture of furniture	33901	84274	82917	1357	5711738	5164763	260028	286947
3100	Manufacture of furniture	33901	84274	82917	1357	5711738	5164763	260028	286947
31001	Manufacture of chairs and seats, sofas, sofa beds and sofa sets	26518	180	180	-	4430664	3958875	249792	221997
31002	Manufacture of special furniture for shops: counters, display cases, shelves etc., for churches, schools, restaurants	191	64	64	-	11292	9672	564	1056
31003	Manufacture of office furniture	127	72	72	-	49140	47316	324	1500
31004	Manufacture of kitchen furniture, furniture for bedrooms etc., cabinets	4982	36	-	36	542798	484496	8304	49998
31005	Manufacture of laboratory benches, stools and other laboratory seating, laboratory furniture (e.g. cabinets and tables)	439	1469	1456	13	434532	424776	-	9756
31009	Manufacture of other furniture n.e.c.	1644	36	36	-	243312	239628	1044	2640
32	Other manufacturing	32253	65689	42248	23441	2437794	2372869	19140	45785
321	Manufacture of jewellery, bijouterie and related articles	13672	24736	22963	1773	994963	948361	13152	33450
3211	Manufacture of jewellery and related articles	12915	23460	22728	732	992323	945721	13152	33450

Indsutry Major Groups		No. of reporting manufacturing units	Total	Male	Female	Total	Wages and Salaries	Other Cash Payments	Payments in Kind
PSIC Code	Description								
1	2	3	4	5	6	7	8	9	10
32111	Production of worked pearls	60	60	60	-	7896	7896	-	-
32112	Production of precious and semi-precious stones / diamonds in the worked state	105	70	70	-	-	-	-	-
32113	Manufacture of jewellery, goldsmiths' articles	12544	4	4	-	975607	929005	13152	33450
32114	Manufacture of precious metal watch bands, wristbands, watch straps and cigarette cases etc.	206	105	105	-	8820	8820	-	-
3212	Manufacture of imitation jewellery and related articles	757	1276	235	1041	2640	2640	-	-
32121	Manufacture of costume or imitation jewellery	757	36	36	-	2640	2640	-	-
322	Manufacture of musical instruments	297	562	562	-	-	-	-	-
3220	Manufacture of musical instruments	297	562	562	-	-	-	-	-
32202	Manufacture of musical instruments, the sound of which is produced electronically, musical boxes, fairground organs, calliopes etc., instrument parts and accessories	35	105	105	-	-	-	-	-
32209	Manufacture of other musical instruments n.e.c.	262	352	352	-	-	-	-	-
323	Manufacture of sports goods	11729	22645	5879	16766	212474	209414	-	3060
3230	Manufacture of sports goods	11729	22645	5879	16766	212474	209414	-	3060
32301	Manufacture of foot balls	11217	70	-	70	124334	124334	-	-
32302	Manufacture of rackets, bats	125	375	375	-	39750	37500	-	2250
32309	Manufacture of other articles and equipment for sports, outdoor and indoor games, of any material n.e.c.	387	70	70	-	48390	47580	-	810
324	Manufacture of games and toys	466	1074	892	182	32506	31954	-	552
3240	Manufacture of games and toys	466	1074	892	182	32506	31954	-	552
32401	Manufacture of dolls and doll garments, parts and accessories, action figures, toy animals, musical instruments,	241	168	56	112	13262	13262	-	-
32402	Manufacture of playing cards, games, chess etc.,	3	12	12	-	1339	1123	-	216
32403	Manufacture of coin-operated games, billiards, special tables for games, etc.	21	21	21	-	-	-	-	-
32409	Manufacture of other games and toys n.e.c.	201	77	77	-	17904	17568	-	336
325	Manufacture of medical and dental instruments and supplies	2889	9952	9778	174	1110395	1100556	5988	3851
3250	Manufacture of medical and dental instruments and supplies	2889	9952	9778	174	1110395	1100556	5988	3851
32501	Manufacture of surgical drapes and sterile string and tissue	1758	66	66	-	879906	874056	5040	810
32502	Manufacture of dental fillings and cements (except denture adhesives), dental wax and other dental plaster preparations	83	77	77	-	9504	9504	-	-
32505	Manufacture of medical, surgical, dental or veterinary furniture	206	155	155	-	45780	45780	-	-

Indsutry Major Groups		No. of reporting manufacturing units	Total	Male	Female	Total	Wages and Salaries	Other Cash Payments	Payments in Kind
PSIC Code	Description								
1	2	3	4	5	6	7	8	9	10
32506	Manufacture of dental instruments (including dentists' chairs incorporating dental equipment), orthopaedic and prosthetic devices	605	253	253	-	132545	129816	948	1781
32507	Manufacture of bone plates and screws, syringes, needles, catheters, cannulae, etc., artificial teeth, bridges, etc., medical thermometers, bone reconstruction cements	26	66	66	-	7560	7560	-	-
32508	Manufacture of ophthalmic goods, eyeglasses, sunglasses, lenses ground to prescription, contact lenses, safety goggles	15	30	30	-	-	-	-	-
32509	Manufacture of other medical and dental instruments and supplies n.e.c.	196	77	77	-	35100	33840	-	1260
329	Other manufacturing n.e.c.	3200	6720	2174	4546	87456	82584	-	4872
3290	Other manufacturing n.e.c.	3200	6720	2174	4546	87456	82584	-	4872
32901	Manufacture of protective safety equipment	36	36	36	-	-	-	-	-
32902	Manufacture of brooms and brushes, including brushes constituting parts of machines, shoe and clothes brushes,	1413	75	75	-	87456	82584	-	4872
32903	Manufacture of pens and pencils of all kinds whether or not mechanical, pencil leads, stamps etc.	1701	54	54	-	-	-	-	-
32909	Others manufacturing n.e.c.	50	200	100	100	-	-	-	-
33	Repair and installation of machinery and equipment	6731	14302	14251	51	618972	593918	7644	17410
331	Repair of fabricated metal products, machinery and equipment	6556	13847	13796	51	592512	567458	7644	17410
3312	Repair of machinery	1210	2249	2249	-	132696	131688	-	1008
33127	Repair and maintenance of miscellaneous machinery	944	75	75	-	97632	96624	-	1008
33128	Repair and maintenance of weighing equipment, vending machines, photocopy machines, calculators, typewriters etc.	131	36	36	-	24120	24120	-	-
33129	Repair of other machinery n.e.c.	135	76	76	-	10944	10944	-	-
3313	Repair of electronic and optical equipment	381	871	871	-	32640	32640	-	-
33131	Repair and maintenance of the measuring, testing, navigating and control equipment of group 265	345	207	207	-	32640	32640	-	-
33132	Repair and maintenance of irradiation, electro-medical and electrotherapeutic equipment of class 2660	36	36	36	-	-	-	-	-
3314	Repair of electrical equipment	3885	8301	8301	-	333055	316577	5268	11210
33141	Repair and maintenance of power, distribution, and specialty transformers	146	140	140	-	17980	16392	-	1588
33142	Repair and maintenance of electric motors, generators etc	3100	46	46	-	302839	290066	5052	7721

Indsutry Major Groups		No. of reporting manufacturing units	Total	Male	Female	Total	Wages and Salaries	Other Cash Payments	Payments in Kind
PSIC Code	Description								
1	2	3	4	5	6	7	8	9	10
33143	Repair and maintenance of switchgear and switchboard apparatus, relays and industrial controls, electric lighting equipment, primary and storage batteries etc.	573	50	50	-	10148	8246	-	1902
33144	Repair and maintenance of current-carrying wiring devices and non current-carrying wiring devices for wiring electrical circuits etc.	66	15	15	-	2088	1872	216	-
3315	Repair of transport equipment, except motor vehicles	549	1494	1494	-	56573	49006	2376	5191
33153	Repair and maintenance of locomotives and railroad cars (except factory rebuilding or factory conversion)	478	40	40	-	52253	44686	2376	5191
33155	Repair of animal drawn buggies and wagons	71	35	35	-	4320	4320	-	-
3319	Repair of other equipment	531	932	881	51	37548	37548	-	-
33193	Restoring of organs and other historical musical instruments	36	36	36	-	-	-	-	-
33199	Repair of other equipment n.e.c.	495	32	16	16	37548	37548	-	-
332	Installation of industrial machinery and equipment	175	455	455	-	26460	26460	-	-
3320	Installation of industrial machinery and equipment	175	455	455	-	26460	26460	-	-
33201	Installation of industrial machinery in industrial plant and industrial process control equipment	175	455	455	-	26460	26460	-	-
RURAL		195189	453487	323765	129722	16740986	15379610	491939	869437
10	Manufacture of food products	23048	63871	62114	1757	4049653	3746863	83772	219018
101	Processing and preserving of meat	111	263	263	-	15372	15372	-	-
1010	Processing and preserving of meat	111	263	263	-	15372	15372	-	-
10103	Production of dried, salted or smoked meat	43	32	32	-	2916	2916	-	-
10104	Production of meat products	43	48	48	-	3456	3456	-	-
10109	Others (Processing and Preserving of meat)	25	75	75	-	9000	9000	-	-
103	Processing and preserving of fruit and vegetables	168	423	423	-	20340	20340	-	-
1030	Processing and preserving of fruit and vegetables	168	423	423	-	20340	20340	-	-
10301	Manufacture of food consisting chiefly of fruit or vegetables/ manufacture of perishable prepared foods of fruit and vegetables, such as: Salads, peeled or cut vegetables, tofu (bean curd)	35	105	105	-	10080	10080	-	-
10303	Manufacture of fruit or vegetable food products	8	24	24	-	1728	1728	-	-
10304	Manufacture of fruit or vegetable juices/ concentrates	70	115	115	-	6732	6732	-	-
10307	Roasting of nuts/ manufacture of nut foods and pastes	55	40	40	-	1800	1800	-	-
104	Manufacture of vegetable and animal oils and fats	1219	3172	3172	-	123124	119368	432	3324
1040	Manufacture of vegetable and animal oils and fats	1219	3172	3172	-	123124	119368	432	3324
10401	Manufacture of crude / refined vegetable oils and their processing	416	238	238	-	41130	40950	-	180

Indsutry Major Groups		No. of reporting manufacturing units	Total	Male	Female	Total	Wages and Salaries	Other Cash Payments	Payments in Kind
PSIC Code	Description								
1	2	3	4	5	6	7	8	9	10
10402	Manufacture of non-defatted flour or meal of oilseeds, oil nuts or oil kernels	93	26	26	-	1560	1248	312	-
10404	Manufacture of non-edible animal oils and fats/ extraction of fish and marine mammal oils	30	60	60	-	4320	4320	-	-
10405	Production of cotton linters	26	26	26	-	-	-	-	-
10406	Production of oilcakes and other residual products of oil production	480	11	11	-	40032	36888	-	3144
10409	Others (Manufacture of vegetable and animal oils and fats)	174	156	156	-	36082	35962	120	-
105	Manufacture of dairy products	2309	6809	6392	417	260955	232593	3324	25038
1050	Manufacture of dairy products	2309	6809	6392	417	260955	232593	3324	25038
10501	Manufacture of fresh liquid milk, pasteurized, sterilized, homogenized and/or ultra heat treated/ manufacture of milk-based drinks	18	24	24	-	475	446	-	29
10502	Manufacture of cream from fresh liquid milk	75	24	24	-	6120	4896	-	1224
10504	Manufacture of butter/ cheese etc.	224	567	351	216	12324	11904	-	420
10505	Manufacture of yoghurt	1028	3	3	-	20766	18876	348	1542
10506	Manufacture of ice cream and other edible ice/ Manufacture of milk or cream in solid form	757	105	105	-	189236	169047	1226	18963
10509	Others (Manufacture of dairy products)	207	144	144	-	32034	27424	1750	2860
106	Manufacture of grain mill products, starches and starch products	10171	20336	19627	709	1039332	957700	20772	60860
1061	Manufacture of grain mill products	10011	19968	19259	709	1032253	951958	20772	59523
10611	Grain milling	8090	28	28	-	566671	529994	16416	20260
10612	Rice milling	143	144	144	-	100296	100296	-	-
10613	Vegetable milling	15	30	30	-	-	-	-	-
10614	Manufacture of cereal breakfast foods	29	2	2	-	-	-	-	-
10615	Manufacture of flour mixes and prepared blended flour and dough for bread, cakes, biscuits or pancakes	1381	24	24	-	352726	310367	4356	38003
10619	Others (Manufacture of grain mill products).	353	315	315	-	12561	11301	-	1260
1062	Manufacture of starches and starch products	160	368	368	-	7079	5742	-	1337
10621	Manufacture of starches from rice, potatoes, maize etc.	130	120	120	-	6138	4878	-	1260
10625	Manufacture of corn oil	30	22	22	-	941	864	-	77
107	Manufacture of other food products	9070	32868	32237	631	2590530	2401489	59244	129796
1071	Manufacture of bakery products	7137	26688	26240	448	2185317	2004687	57864	122766
10711	Manufacture of bread and rolls	1040	38	38	-	374280	342688	1332	30260
10712	Manufacture of fresh/ preserved pastry, cakes, pies, tarts etc.	632	10	10	-	205014	185712	9216	10086
10713	Manufacture of rusks, biscuits and other “dry” bakery products/ snack products	1921	136	136	-	696779	629606	26784	40390

Indsutry Major Groups		No. of reporting manufacturing units	Total	Male	Female	Total	Wages and Salaries	Other Cash Payments	Payments in Kind
PSIC Code	Description								
1	2	3	4	5	6	7	8	9	10
10719	Others (Manufacture of bakery products)	3544	8	8	-	909244	846682	20532	42030
1072	Manufacture of sugar	127	364	364	-	7815	7455	-	360
10721	Manufacture or refining of sugar and sugar substitutes from the juice of cane, beet, maple and palm etc.	115	300	300	-	6375	6375	-	-
10722	Manufacture of sugar syrups	12	24	24	-	1440	1080	-	360
1073	Manufacture of cocoa, chocolate and sugar confectionery	162	584	401	183	23424	22188	120	1116
10732	Manufacture of chocolate & chocolate confectionery, sugar confectionery etc.	123	244	61	183	4836	3720	-	1116
10734	Preserving in sugar of fruit, nuts, fruit peels and other parts of plants	39	180	180	-	18588	18468	120	-
1074	Manufacture of macaroni, noodles, couscous and similar farinaceous products	34	68	68	-	-	-	-	-
10741	Manufacture of pastas such as macaroni and noodles etc.	34	68	68	-	-	-	-	-
1075	Manufacture of prepared meals and dishes	778	2941	2941	-	236401	235825	576	-
10751	Manufacture of meat or poultry dishes	428	252	252	-	161743	161167	576	-
10752	Manufacture of fish dishes, including fish and chips	23	69	69	-	3450	3450	-	-
10753	Manufacture of prepared dishes of vegetables	112	120	120	-	48000	48000	-	-
10759	Others (Manufacture of prepared meals and dishes)	215	50	50	-	23208	23208	-	-
1079	Manufacture of other food products n.e.c.	832	2223	2223	-	137573	131334	684	5555
10792	Blending of tea and mate/ manufacture of extracts and preparations based on tea or maté	42	112	112	-	5040	5040	-	-
10795	Manufacture of perishable prepared foods, such as sandwiches, fresh pizza	326	28	28	-	37404	36702	216	486
10796	Manufacture of spices, sauces and condiments	121	144	144	-	8381	7992	-	389
10797	Manufacture of herb infusions (mint, vervain, chamomile etc.)/ manufacture of extracts and juices of meat, fish, crustaceans or molluscs	17	17	17	-	-	-	-	-
10798	Processing of salt into food-grade salt, e.g. iodized salt	110	68	68	-	54912	51024	-	3888
10799	Others (Manufacture of food products)	216	117	117	-	31836	30576	468	792
11	Manufacture of beverages	620	1914	1763	151	16215	14118	-	2097
110	Manufacture of beverages	620	1914	1763	151	16215	14118	-	2097
1104	Manufacture of soft drinks; production of mineral waters and other bottled waters	620	1914	1763	151	16215	14118	-	2097
11041	Manufacture of non-alcoholic beverages	20	42	42	-	240	144	-	96
11043	Manufacture of soft drinks like lemonade, orangeade, cola, fruit drinks, tonic waters etc.	600	120	120	-	15975	13974	-	2001

Indsutry Major Groups		No. of reporting manufacturing units	Total	Male	Female	Total	Wages and Salaries	Other Cash Payments	Payments in Kind
PSIC Code	Description								
1	2	3	4	5	6	7	8	9	10
12	Manufacture of tobacco products	1081	5435	5294	141	201145	198819	756	1570
120	Manufacture of tobacco products	1081	5435	5294	141	201145	198819	756	1570
1200	Manufacture of tobacco products	1081	5435	5294	141	201145	198819	756	1570
12001	Manufacture of tobacco products and products of tobacco substitutes etc.	1081	583	572	11	201145	198819	756	1570
13	Manufacture of textiles	68670	138937	37821	101116	1547540	1453412	27852	66276
131	Spinning, weaving and finishing of textiles	1818	5776	4999	777	318990	318990	-	-
1311	Preparation and spinning of textile fibres	425	1454	1214	240	68190	68190	-	-
13111	Preparatory operations on textile fibres	70	560	560	-	26670	26670	-	-
13112	Spinning and manufacture of yarn or thread	355	280	40	240	41520	41520	-	-
1312	Weaving of textiles	885	3637	3637	-	247536	247536	-	-
13121	Manufacture of broad woven cotton-type, woollen-type, worsted-type or silk-type fabrics	774	20	20	-	243936	243936	-	-
13129	Others (Weaving of textiles)	111	60	60	-	3600	3600	-	-
1313	Finishing of textiles	508	685	148	537	3264	3264	-	-
13131	Bleaching and dyeing of textile fibres, yarns, fabrics and textile articles, including wearing apparel	400	15	15	-	-	-	-	-
13132	Dressing, drying, steaming, shrinking, mending, Sanforizing, mercerizing of textiles and textile articles, including wearing apparel	108	42	-	42	3264	3264	-	-
139	Manufacture of other textiles	66852	133161	32822	100339	1228550	1134422	27852	66276
1391	Manufacture of knitted and crocheted fabrics	401	1020	426	594	37668	37668	-	-
13910	Manufacture and processing of knitted or crocheted fabrics etc.	401	540	27	513	37668	37668	-	-
1392	Manufacture of made-up textile articles, except apparel	4269	8862	2367	6495	105882	105882	-	-
13921	Manufacture, of made-up articles of any textile material	3253	51	-	51	64632	64632	-	-
13922	Manufacture of made-up furnishing articles	928	54	-	54	17250	17250	-	-
13929	Others (Manufacture of made-up textile articles, except apparel)	88	15	15	-	24000	24000	-	-
1393	Manufacture of carpets and rugs	4245	10495	3917	6578	89647	89647	-	-
13930	Manufacture of textile floor coverings like carpets, rugs and mats, tiles etc.	4245	80	40	40	89647	89647	-	-
1394	Manufacture of cordage, rope, twine and netting	1055	2345	1030	1315	25212	25212	-	-
13941	Manufacture of twine, cordage, rope and cables of textile fibres or strip or the like	445	2	-	2	11340	11340	-	-
13942	Manufacture of knotted netting of twine, cordage or rope including products of rope or netting	610	390	135	255	13872	13872	-	-
1399	Manufacture of other textiles n.e.c.	56882	110439	25082	85357	970141	876013	27852	66276

Indsutry Major Groups		No. of reporting manufacturing units	Total	Male	Female	Total	Wages and Salaries	Other Cash Payments	Payments in Kind
PSIC Code	Description								
1	2	3	4	5	6	7	8	9	10
13991	Manufacture of labels, badges etc.	363	15	15	-	-	-	-	-
13992	Manufacture of tulles and other net fabrics, and of lace and embroidery/ ornamental trimmings	53692	108	27	81	887485	793933	27852	65700
13999	Others (Manufacture of other textiles)	2827	351	-	351	82656	82080	-	576
14	Manufacture of wearing apparel	14164	28846	14332	14514	1001505	735662	228888	36955
141	Manufacture of wearing apparel, except fur apparel	11922	25545	13520	12025	910653	651614	228888	30151
1410	Manufacture of wearing apparel, except fur apparel	11922	25545	13520	12025	910653	651614	228888	30151
14101	Manufacture of wearing apparel made of leather or composition leather	30	98	98	-	4586	4586	-	-
14102	Manufacture of other outerwear/ work wear	6053	14	14	-	832424	574752	227736	29937
14103	Manufacture of underwear and nightwear	61	13	-	13	-	-	-	-
14104	Manufacture of babies' garments, tracksuits and others etc.	150	70	70	-	58872	58704	-	168
14105	Manufacture of other clothing accessories such as gloves, belts, shawls, ties, cravats, hairnets etc./ hats and caps	5494	81	-	81	12937	11772	1152	13
14109	Others (Manufacture of wearing apparel, except fur apparel)	134	2	2	-	1834	1800	-	34
143	Manufacture of knitted and crocheted apparel	2242	3301	812	2489	90852	84048	-	6804
1430	Manufacture of knitted and crocheted apparel	2242	3301	812	2489	90852	84048	-	6804
14301	Manufacture of knitted or crocheted wearing apparel and other made-up articles like pullovers, cardigans, jerseys, waistcoats and similar articles	2143	4	-	4	90852	84048	-	6804
14309	Others (Manufacture of knitting and crocheted apparel)	99	99	-	99	-	-	-	-
15	Manufacture of leather and related products	5479	14097	11504	2593	900593	835820	51084	13690
151	Tanning and dressing of leather; manufacture of luggage, handbags, saddlery and harness; dressing and dyeing of fur	204	276	253	23	432	384	-	48
1511	Tanning and dressing of leather; dressing and dyeing of fur	58	116	93	23	-	-	-	-
15112	Scraping, shearing, plucking, currying, tanning, bleaching and dyeing of fur skins and hides with the hair on	35	70	70	-	-	-	-	-
15119	Others (Tanning and dressing of leather, dressing and dyeing of fur)	23	46	23	23	-	-	-	-
1512	Manufacture of luggage, handbags and the like, saddlery and harness	146	160	160	-	432	384	-	48
15121	Manufacture of luggage, handbags and the like, of leather, composition leather or any other material	115	6	6	-	144	144	-	-
15129	Others (Manufacture of luggage, handbags and the saddlery and harness)	31	8	8	-	288	240	-	48
152	Manufacture of footwear	5275	13821	11251	2570	900161	835436	51084	13642
1520	Manufacture of footwear	5275	13821	11251	2570	900161	835436	51084	13642
15201	Manufacture of footwear for all purposes, of any material, by any process	3452	140	140	-	710523	693106	4044	13373

Indsutry Major Groups		No. of reporting manufacturing units	Total	Male	Female	Total	Wages and Salaries	Other Cash Payments	Payments in Kind
PSIC Code	Description								
1	2	3	4	5	6	7	8	9	10
15202	Manufacture of leather parts of footwear etc.	585	2	2	-	137402	136365	768	269
15209	Others (Manufacture of footwear)	1238	2400	-	2400	52236	5964	46272	-
16	Manufacture of wood and of products of wood and cork, except furniture, manufacture of articles of straw and plaiting materials	16751	38741	34036	4705	1487488	1401093	16904	69491
161	Sawmilling and planning of wood	2917	7785	7748	37	433834	405354	2940	25540
1610	Sawmilling and planning of wood	2917	7785	7748	37	433834	405354	2940	25540
16101	Sawing, planning and machining of wood/ slicing, peeling or chipping logs	2844	36	36	-	411082	382602	2940	25540
16103	Manufacture of unassembled wooden flooring/ wood wool, wood flour, chips, particles	48	96	96	-	22752	22752	-	-
16109	Others (Manufacture of Sawmilling and planning of wood)	25	13	13	-	-	-	-	-
162	Manufacture of products of wood, cork, straw and plaiting materials	13834	30956	26288	4668	1053654	995739	13964	43951
1621	Manufacture of veneer sheets and wood-based panels	522	1279	1279	-	39726	35916	1188	2622
16211	Manufacture of veneer sheets	62	32	32	-	12732	11904	-	828
16212	Manufacture of plywood, veneer panels and similar laminated wood boards and sheets	49	14	14	-	1926	1872	-	54
16213	Manufacture of particle board and fibreboard/ densified wood etc.	15	30	30	-	1800	1260	-	540
16219	Others (Manufacture of veneer sheets and wood-based panels)	396	15	15	-	23268	20880	1188	1200
1622	Manufacture of builders' carpentry and joinery	4527	11009	10891	118	474057	447148	5256	21653
16221	Manufacture of wooden goods intended to be used in the construction industry	2793	96	96	-	385581	362308	1620	21653
16222	Manufacture of prefabricated buildings, or elements thereof, predominantly of wood/ mobile homes / wood partitions etc.	1734	3939	3939	-	88476	84840	3636	-
1623	Manufacture of wooden containers	922	1953	1786	167	12995	10887	1976	132
16231	Manufacture of packing cases, boxes, crates, drums/ cable-drums etc. of wood	796	360	360	-	-	-	-	-
16232	Manufacture of pallets, box pallets and other load boards of wood/ manufacture of barrels, vats, tubs and other coopers' products of wood	126	81	81	-	12995	10887	1976	132
1629	Manufacture of other products of wood; manufacture of articles of cork, straw and plaiting materials	7863	16715	12332	4383	526877	501788	5544	19544
16291	Manufacture of various wood products (see detail in description)	3990	50	50	-	310842	292926	4248	13668
16292	Natural cork processing, manufacture of agglomerated cork / articles of cork etc.	1845	2	2	-	3420	3420	-	-
16299	Others(Manufacture of other products of wood, manufacture of articles of cork, straw and planting materials)	2028	57	57	-	212615	205442	1296	5876

Indsutry Major Groups		No. of reporting manufacturing units	Total	Male	Female	Total	Wages and Salaries	Other Cash Payments	Payments in Kind
PSIC Code	Description								
1	2	3	4	5	6	7	8	9	10
17	Manufacture of paper and paper products	483	1552	889	663	83328	75240	-	8088
170	Manufacture of paper and paper products	483	1552	889	663	83328	75240	-	8088
1702	Manufacture of corrugated paper and paperboard and of containers of paper and paperboard	483	1552	889	663	83328	75240	-	8088
17021	Manufacture of corrugated paper and paperboard and their container etc.	59	236	-	236	-	-	-	-
17022	Manufacture of sacks, bags, office box files and similar articles of paper	424	68	68	-	83328	75240	-	8088
18	Printing and reproduction of recorded media	1898	4255	4255	-	199365	190498	1092	7775
181	Printing and service activities related to printing	1898	4255	4255	-	199365	190498	1092	7775
1811	Printing	1385	3364	3364	-	183271	176068	648	6555
18111	Printing of newspapers, magazines and other periodicals	20	30	30	-	2520	2160	-	360
18112	Printing of books and brochures, music and music manuscripts, maps, atlases, posters, advertising catalogues, prospectuses and other printed advertising,	1050	114	114	-	172027	165340	600	6087
18114	Printing of diaries, calendars, business forms and other commercial printed matter, personal stationery and other printed matter by letterpress, offset, photogravure, flexographic and other printing presses, duplication machines, computer printers, emboss	70	72	72	-	3888	3888	-	-
18115	Printing directly onto textiles, plastic, glass, metal, wood and ceramics (except silk-screen printing on textiles and wearing apparel)	125	24	24	-	4836	4680	48	108
18119	Other printing n.e.c.	120	14	14	-	-	-	-	-
1812	Service activities related to printing	513	891	891	-	16093	14430	444	1219
18121	Binding of printed sheets	288	74	74	-	4957	3642	444	871
18122	Composition, typesetting, phototypesetting, pre-press data input including scanning and optical character recognition, electronic make-up	107	140	140	-	5712	5460	-	252
18124	Preparation of plates and dies	60	70	70	-	816	720	-	96
18125	Design of printing products e.g. sketches, layouts, dummies etc.	15	15	15	-	-	-	-	-
18126	Other graphic activities such as die-sinking or die-stamping, Braille copying, embossing, varnishing and laminating, collating and inseting, creasing	19	48	48	-	4608	4608	-	-
18129	Other (Service activities related to printing)	24	24	24	-	-	-	-	-
20	Manufacture of chemicals and chemical products	82	402	402	-	69696	69696	-	-
202	Manufacture of other chemical products	45	180	180	-	32400	32400	-	-

Indsutry Major Groups		No. of reporting manufacturing units	Total	Male	Female	Total	Wages and Salaries	Other Cash Payments	Payments in Kind
PSIC Code	Description								
1	2	3	4	5	6	7	8	9	10
2023	Manufacture of soap and detergents, cleaning and polishing preparations, perfumes and toilet preparations	45	180	180	-	32400	32400	-	-
20232	Manufacture of soap	45	180	180	-	32400	32400	-	-
203	Manufacture of man-made fibres	37	222	222	-	37296	37296	-	-
2030	Manufacture of man-made fibres	37	222	222	-	37296	37296	-	-
20309	Others (Manufacture of man-made fibres)	37	222	222	-	37296	37296	-	-
22	Manufacture of rubber and plastics products	506	1510	1470	40	152705	140899	10884	922
221	Manufacture of rubber products	166	526	526	-	32875	32131	-	744
2211	Manufacture of rubber tyres and tubes; retreading and rebuilding of rubber tyres	62	124	124	-	3720	2976	-	744
22119	Others (Manufacture of rubber tyres and tubes, retreading and rebuilding of rubber tyres)	62	124	124	-	3720	2976	-	744
2219	Manufacture of other rubber products	104	402	402	-	29155	29155	-	-
22191	Manufacture of other products of natural or synthetic rubber (see description for detail)	67	256	256	-	20275	20275	-	-
22192	Manufacture of rubber brushes, pipe stems, combs, hair pins etc.	37	111	111	-	8880	8880	-	-
222	Manufacture of plastics products	340	984	944	40	119830	108768	10884	178
2220	Manufacture of plastics products	340	984	944	40	119830	108768	10884	178
22201	Manufacture of semi-manufactures and finished plastic products/ plastic articles for the packing of goods	58	161	161	-	36540	28140	8400	-
22203	Manufacture of plastic tableware, kitchenware and toilet articles	15	75	75	-	7200	7200	-	-
22209	Manufacture of other diverse plastic products	267	100	100	-	76090	73428	2484	178
23	Manufacture of other non-metallic mineral products	3946	12409	11378	1031	791504	756162	3735	31607
231	Manufacture of glass and glass products	24	48	48	-	-	-	-	-
2310	Manufacture of glass and glass products	24	48	48	-	-	-	-	-
23109	Others (Manufacture of glass and glass products)	24	48	48	-	-	-	-	-
239	Manufacture of non-metallic mineral products n.e.c.	3922	12361	11330	1031	791504	756162	3735	31607
2392	Manufacture of clay building materials	1319	3346	2893	453	144535	129283	-	15252
23921	Manufacture of non-refractory ceramic hearth or wall tiles, mosaic cubes etc.	295	20	20	-	-	-	-	-
23922	Manufacture of structural non-refractory clay building materials, like ceramic bricks, roofing tiles, pipes, conduits etc./ flooring blocks in baked clay	1024	91	91	-	144535	129283	-	15252
2393	Manufacture of other porcelain and ceramic products	290	1254	679	575	24000	23376	-	624

Indsutry Major Groups		No. of reporting manufacturing units	Total	Male	Female	Total	Wages and Salaries	Other Cash Payments	Payments in Kind
PSIC Code	Description								
1	2	3	4	5	6	7	8	9	10
23931	Manufacture of ceramic tableware and other domestic or toilet articles etc.	193	38	19	19	20160	19920	-	240
23939	Manufacture of other porcelain and ceramic products n.e.c.	97	81	-	81	3840	3456	-	384
2395	Manufacture of articles of concrete, cement and plaster	1739	4565	4565	-	348786	338245	900	9641
23951	Manufacture of precast concrete, cement or artificial stone articles and plaster articles for use in construction	865	30	30	-	156960	153259	900	2801
23952	Manufacture of prefabricated structural components for buildings or civil engineering of cement, concrete or artificial stone	197	75	75	-	49500	49500	-	-
23953	Manufacture of articles of asbestos-cement or cellulose fibre-cement or the like (sheets, panels, tiles,, pipes, troughs, basins, sinks, furniture, frames etc.)	339	42	42	-	89406	85002	-	4404
23959	Manufacture of other articles of concrete, plaster, cement or artificial stone	338	195	195	-	52920	50484	-	2436
2396	Cutting, shaping and finishing of stone	519	3048	3048	-	269887	260962	2835	6090
23961	Cutting, shaping and finishing of stone for use in construction, in cemeteries, on roads, as roofing etc.	519	280	280	-	269887	260962	2835	6090
2399	Manufacture of other non-metallic mineral products n.e.c.	55	148	145	3	4296	4296	-	-
23991	Manufacture of millstones, sharpening or polishing stones and natural or artificial abrasive products, including abrasive products on a soft base	14	28	28	-	2016	2016	-	-
23992	Manufacture of friction material and unmounted articles thereof with a base of mineral substances or of cellulose	41	76	76	-	2280	2280	-	-
24	Manufacture of basic metals	1381	3206	3206	-	106388	95224	720	10444
243	Casting of metals	1381	3206	3206	-	106388	95224	720	10444
2431	Casting of iron and steel	1358	3160	3160	-	103628	92464	720	10444
24311	Casting of semi-finished iron products/ casting of iron castings	20	60	60	-	3120	2400	720	-
24319	Others (Casting of iron and steel)	1338	156	156	-	100508	90064	-	10444
2432	Casting of non-ferrous metals	23	46	46	-	2760	2760	-	-
24321	Casting of semi-finished products of aluminium, magnesium, titanium, zinc etc.	23	46	46	-	2760	2760	-	-
25	Manufacture of fabricated metal products, except machinery and equipment	19384	50379	48728	1651	2175977	2023167	30012	122798
251	Manufacture of structural metal products, tanks, reservoirs and steam generators	12608	35247	35125	122	1597374	1470478	21864	105032
2511	Manufacture of structural metal products	12566	35079	34957	122	1591074	1465690	21864	103520

Indsutry Major Groups		No. of reporting manufacturing units	Total	Male	Female	Total	Wages and Salaries	Other Cash Payments	Payments in Kind
PSIC Code	Description								
1	2	3	4	5	6	7	8	9	10
25112	Manufacture of prefabricated buildings mainly of metal, metal doors, windows and their frames, shutters and gates, room partitions etc.	12566	40	40	-	1591074	1465690	21864	103520
2512	Manufacture of tanks, reservoirs and containers of metal	42	168	168	-	6300	4788	-	1512
25121	Manufacture of reservoirs, tanks and similar containers of metal, of types normally installed as fixtures for storage or manufacturing use	42	168	168	-	6300	4788	-	1512
252	Manufacture of weapons and ammunition	34	136	136	-	7344	7344	-	-
2520	Manufacture of weapons and ammunition	34	136	136	-	7344	7344	-	-
25202	Manufacture of small arms (revolvers, shotguns, light machine guns)	34	136	136	-	7344	7344	-	-
259	Manufacture of other fabricated metal products; metalworking service activities	6742	14996	13467	1529	571259	545345	8148	17766
2592	Treatment and coating of metals; machining	130	509	509	-	45036	37656	4896	2484
25923	Boring, turning, milling, eroding, planning, lapping, broaching, levelling, sawing, grinding, sharpening, polishing, welding, splicing etc. of metalwork pieces	130	33	33	-	45036	37656	4896	2484
2593	Manufacture of cutlery, hand tools and general hardware	2549	5114	5086	28	181062	174215	276	6571
25931	Manufacture of cutlery	302	425	425	-	88764	88764	-	-
25932	Manufacture of knives and cutting blades, hand tools, non-power-driven agricultural hand tools, saws and saw blades for machines or for mechanical appliances	1677	26	26	-	38616	34853	144	3619
25933	Manufacture of padlocks, locks, keys, hinges and the like, hardware for buildings, furniture, vehicles etc.	246	24	24	-	31716	31248	132	336
25934	Manufacture of other tools of such nature n.e.c.	324	154	126	28	21966	19350	-	2616
2599	Manufacture of other fabricated metal products n.e.c.	4063	9373	7872	1501	345160	333473	2976	8711
25991	Manufacture of cans, drums, buckets, boxes, tins and cans for food products, metal cable, plaited bands and similar articles,	3210	15	15	-	201452	192593	2436	6424
25992	Manufacture of uninsulated metal cable or insulated cable not capable of being used as a conductor of electricity, articles made of wire etc.	14	14	14	-	-	-	-	-
25993	Manufacture of screw machine products, nails and pins, bolts, screws, nuts, springs, chains etc.	111	28	-	28	-	-	-	-
25994	Manufacture of metal household articles	703	152	152	-	132826	130203	336	2287
25996	Manufacture of safes, strongboxes, armoured doors etc.	17	68	68	-	9384	9180	204	-
25999	Manufacture of other fabricated metal products n.e.c.	8	16	16	-	1498	1498	-	-
27	Manufacture of electrical equipment	254	778	755	23	25488	24516	-	972
271	Manufacture of electric motors, generators, transformers and electricity distribution and control apparatus	82	212	189	23	5520	5520	-	-

Indsutry Major Groups		No. of reporting manufacturing units	Total	Male	Female	Total	Wages and Salaries	Other Cash Payments	Payments in Kind
PSIC Code	Description								
1	2	3	4	5	6	7	8	9	10
2710	Manufacture of electric motors, generators, transformers and electricity distribution and control apparatus	82	212	189	23	5520	5520	-	-
27103	Manufacture of power circuit breakers / surge suppressors / control panels for electric power distribution / electrical relays etc.	46	161	138	23	5520	5520	-	-
27104	Manufacture of duct for electrical switchboard apparatus / electric fuses / power switching equipment / electric power switches	36	30	30	-	-	-	-	-
274	Manufacture of electric lighting equipment	32	96	96	-	3456	3456	-	-
2740	Manufacture of electric lighting equipment	32	96	96	-	3456	3456	-	-
27401	Manufacture of lamps, fixtures and bulbs, ceiling lighting fixtures, chandeliers, table lamps, flashlights, electric insect lamps, lanterns, spotlights etc.	32	96	96	-	3456	3456	-	-
275	Manufacture of domestic appliances	24	24	24	-	-	-	-	-
2750	Manufacture of domestic appliances	24	24	24	-	-	-	-	-
27501	Manufacture of domestic electric appliances (see description for detail)	24	24	24	-	-	-	-	-
279	Manufacture of other electrical equipment	116	446	446	-	16512	15540	-	972
2790	Manufacture of other electrical equipment	116	446	446	-	16512	15540	-	972
27901	Manufacture of battery chargers, door opening and closing devices, electrical, bells, tanning beds	54	184	184	-	5568	5280	-	288
27902	Manufacture of uninterruptible power supplies (UPS), power supplies	62	48	48	-	10944	10260	-	684
28	Manufacture of machinery and equipment n.e.c.	860	2352	2283	69	59351	46745	384	12222
281	Manufacture of general-purpose machinery	158	364	364	-	2592	2160	-	432
2811	Manufacture of engines and turbines, except aircraft, vehicle and cycle engines	45	108	108	-	2592	2160	-	432
28112	Manufacture of turbines and parts thereof, boiler-turbine sets, turbine-generator sets etc.	45	54	54	-	2592	2160	-	432
2813	Manufacture of other pumps, compressors, taps and valves	83	166	166	-	-	-	-	-
28134	Manufacture of industrial taps and valves, including regulating valves and intake taps, sanitary taps and valves, heating taps and valves, hand pumps etc.	83	80	80	-	-	-	-	-
2815	Manufacture of ovens, furnaces and furnace burners	30	90	90	-	-	-	-	-
28151	Manufacture of electrical and other furnaces, ovens, incinerators, burners etc.	30	90	90	-	-	-	-	-
282	Manufacture of special-purpose machinery	702	1988	1919	69	56759	44585	384	11790
2821	Manufacture of agricultural and forestry machinery	551	1825	1756	69	55175	43001	384	11790

Indsutry Major Groups		No. of reporting manufacturing units	Total	Male	Female	Total	Wages and Salaries	Other Cash Payments	Payments in Kind
PSIC Code	Description								
1	2	3	4	5	6	7	8	9	10
28214	Manufacture of agricultural machinery for soil preparation, planting or fertilizing	504	4	4	-	52079	39905	384	11790
28215	Manufacture of harvesting or threshing machinery	43	172	172	-	3096	3096	-	-
28219	Manufacture of diverse agricultural machinery n.e.c.	4	8	8	-	-	-	-	-
2822	Manufacture of metal-forming machinery and machine tools	90	90	90	-	-	-	-	-
28227	Manufacture of parts and accessories for the machine tools listed above	90	28	28	-	-	-	-	-
2825	Manufacture of machinery for food, beverage and tobacco processing	61	73	73	-	1584	1584	-	-
28257	Manufacture of machinery for the preparation of tobacco and for the making of cigarettes or cigars, or for pipe or chewing tobacco or snuff	61	58	58	-	1584	1584	-	-
29	Manufacture of motor vehicles, trailers and semi-trailers	1637	3883	3803	80	128519	116993	1620	9906
292	Manufacture of bodies (coachwork) for motor vehicles; manufacture of trailers and semi-trailers	590	1598	1598	-	49770	47382	144	2244
2920	Manufacture of bodies (coachwork) for motor vehicles; manufacture of trailers and semi-trailers	590	1598	1598	-	49770	47382	144	2244
29201	Manufacture of bodies, including cabs for motor vehicles and outfitting of all types	379	70	70	-	9096	7848	144	1104
29202	Manufacture of trailers and semi-trailers	34	136	136	-	6936	6120	-	816
29203	Manufacture of containers for carriage by one or more modes of transport	177	216	216	-	33738	33414	-	324
293	Manufacture of parts and accessories for motor vehicles	1047	2285	2205	80	78749	69611	1476	7662
2930	Manufacture of parts and accessories for motor vehicles	1047	2285	2205	80	78749	69611	1476	7662
29301	Manufacture of diverse parts and accessories for motor vehicles	86	70	70	-	4200	4200	-	-
29302	Manufacture of parts & accessories of bodies for motor vehicles, car seats etc.	903	336	336	-	59429	50291	1476	7662
29303	Manufacture of motor vehicle electrical equipment	58	112	112	-	15120	15120	-	-
30	Manufacture of other transport equipment	719	1678	1678	-	63696	60948	2592	156
309	Manufacture of transport equipment n.e.c.	719	1678	1678	-	63696	60948	2592	156
3091	Manufacture of motorcycles	242	530	530	-	31644	31644	-	-
30912	Manufacture of parts and accessories for motorcycles	242	345	345	-	31644	31644	-	-
3099	Manufacture of other transport equipment n.e.c.	477	1148	1148	-	32052	29304	2592	156
30991	Manufacture of hand-propelled vehicles: luggage trucks, handcarts, sledges, shopping carts etc.	20	6	6	-	408	408	-	-
30992	Manufacture of vehicles drawn by animals: sulkies, donkey-carts, hearses etc.	457	26	26	-	31644	28896	2592	156
31	Manufacture of furniture	13809	38382	38105	277	2756487	2528734	14820	212933

Indsutry Major Groups		No. of reporting manufacturing units	Total	Male	Female	Total	Wages and Salaries	Other Cash Payments	Payments in Kind
PSIC Code	Description								
1	2	3	4	5	6	7	8	9	10
310	Manufacture of furniture	13809	38382	38105	277	2756487	2528734	14820	212933
3100	Manufacture of furniture	13809	38382	38105	277	2756487	2528734	14820	212933
31001	Manufacture of chairs and seats, sofas, sofa beds and sofa sets	11327	2	2	-	2476343	2258291	10188	207864
31002	Manufacture of special furniture for shops: counters, display cases, shelves etc., for churches, schools, restaurants	358	9	9	-	54498	54288	48	162
31003	Manufacture of office furniture	32	24	24	-	1608	1584	-	24
31004	Manufacture of kitchen furniture, furniture for bedrooms etc., cabinets	1465	12	12	-	172170	167951	1332	2887
31005	Manufacture of laboratory benches, stools and other laboratory seating, laboratory furniture (e.g. cabinets and tables)	243	39	39	-	29035	25656	1632	1747
31009	Manufacture of other furniture n.e.c.	384	26	26	-	22832	20964	1620	248
32	Other manufacturing	17993	36416	35505	911	809188	757674	16824	34690
321	Manufacture of jewellery, bijouterie and related articles	17075	33925	33473	452	713689	669114	15960	28615
3211	Manufacture of jewellery and related articles	17039	33889	33453	436	713689	669114	15960	28615
32111	Production of worked pearls	62	62	62	-	-	-	-	-
32112	Production of precious and semi-precious stones / diamonds in the worked state	3	3	3	-	-	-	-	-
32113	Manufacture of jewellery, goldsmiths' articles	16974	186	186	-	713689	669114	15960	28615
3212	Manufacture of imitation jewellery and related articles	36	36	20	16	-	-	-	-
32121	Manufacture of costume or imitation jewellery	36	16	-	16	-	-	-	-
322	Manufacture of musical instruments	27	81	81	-	3240	3240	-	-
3220	Manufacture of musical instruments	27	81	81	-	3240	3240	-	-
32202	Manufacture of musical instruments, the sound of which is produced electronically, musical boxes, fairground organs, calliopes etc., instrument parts and accessories	27	81	81	-	3240	3240	-	-
323	Manufacture of sports goods	106	211	71	140	-	-	-	-
3230	Manufacture of sports goods	106	211	71	140	-	-	-	-
32301	Manufacture of foot balls	106	175	35	140	-	-	-	-
324	Manufacture of games and toys	18	54	54	-	5184	3888	432	864
3240	Manufacture of games and toys	18	54	54	-	5184	3888	432	864
32409	Manufacture of other games and toys n.e.c.	18	54	54	-	5184	3888	432	864
325	Manufacture of medical and dental instruments and supplies	478	1462	1462	-	80568	75576	432	4560
3250	Manufacture of medical and dental instruments and supplies	478	1462	1462	-	80568	75576	432	4560
32501	Manufacture of surgical drapes and sterile string and tissue	24	76	76	-	5376	5376	-	-
32505	Manufacture of medical, surgical, dental or veterinary furniture	240	1024	1024	-	64704	61440	-	3264

Indsutry Major Groups		No. of reporting manufacturing units	Total	Male	Female	Total	Wages and Salaries	Other Cash Payments	Payments in Kind
PSIC Code	Description								
1	2	3	4	5	6	7	8	9	10
32506	Manufacture of dental instruments (including dentists' chairs incorporating dental equipment), orthopaedic and prosthetic devices	140	102	102	-	2280	2280	-	-
32508	Manufacture of ophthalmic goods, eyeglasses, sunglasses, lenses ground to prescription, contact lenses, safety goggles	56	76	76	-	5508	4320	324	864
32509	Manufacture of other medical and dental instruments and supplies n.e.c.	18	36	36	-	2700	2160	108	432
329	Other manufacturing n.e.c.	289	683	364	319	6506	5856	-	650
3290	Other manufacturing n.e.c.	281	667	348	319	5594	5184	-	410
32901	Manufacture of protective safety equipment	49	80	80	-	5594	5184	-	410
32902	Manufacture of brooms and brushes, including brushes constituting parts of machines, shoe and clothes brushes,	232	551	232	319	-	-	-	-
3299		8	16	16	-	912	672	-	240
32992		8	16	16	-	912	672	-	240
33	Repair and installation of machinery and equipment	2424	4444	4444	-	115157	107328	-	7829
331	Repair of fabricated metal products, machinery and equipment	2407	4410	4410	-	115157	107328	-	7829
3311	Repair of fabricated metal products	54	126	126	-	3456	2160	-	1296
33119	Repair of other fabricated metal products n.e.c.	54	126	126	-	3456	2160	-	1296
3312	Repair of machinery	1095	1711	1711	-	20256	18876	-	1380
33127	Repair and maintenance of miscellaneous machinery	939	13	13	-	20256	18876	-	1380
33129	Repair of other machinery n.e.c.	156	45	45	-	-	-	-	-
3313	Repair of electronic and optical equipment	30	30	30	-	-	-	-	-
33131	Repair and maintenance of the measuring, testing, navigating and control equipment of group 265	30	30	30	-	-	-	-	-
3314	Repair of electrical equipment	803	1464	1464	-	39252	37620	-	1632
33141	Repair and maintenance of power, distribution, and specialty transformers	179	54	54	-	10752	10752	-	-
33142	Repair and maintenance of electric motors, generators etc	554	136	136	-	28500	26868	-	1632
33144	Repair and maintenance of current-carrying wiring devices and non current-carrying wiring devices for wiring electrical circuits etc.	70	30	30	-	-	-	-	-
3315	Repair of transport equipment, except motor vehicles	389	1043	1043	-	52193	48672	-	3521
33151	Repair and routine maintenance of ships	2	2	2	-	-	-	-	-
33153	Repair and maintenance of locomotives and railroad cars (except factory rebuilding or factory conversion)	360	510	510	-	50249	47376	-	2873
33155	Repair of animal drawn buggies and wagons	27	63	63	-	1944	1296	-	648
3319	Repair of other equipment	36	36	36	-	-	-	-	-

Indsutry Major Groups		No. of reporting manufacturing units	Total	Male	Female	Total	Wages and Salaries	Other Cash Payments	Payments in Kind
PSIC Code	Description								
1	2	3	4	5	6	7	8	9	10

33199	Repair of other equipment n.e.c.	36	36	36	-	-	-	-	-
332	Installation of industrial machinery and equipment	17	34	34	-	-	-	-	-
3320	Installation of industrial machinery and equipment	17	34	34	-	-	-	-	-
33202	Installation of other industrial equipment like communications equipment, mainframe and similar computers, irradiation and electro-medical equipment etc	17	34	34	-	-	-	-	-

Table No. 4 Value of Production & Industrial Receipts by Major Industrial (All Units) 2015

Value in "000" Rs.										
Indsutry Major Groups		No. of reporting manufacturing units	Total value of production (at producer prices)	Receipts from Main Production Activities				Net Receipts from sale of goods (purchased for re-sale)	Receipts from other Industrial Activities	
				Value of Products	Value of Sales of funishid/ semi finished goods	Value of goods producted and consumed by household/ establishments	Value of fixed assets produced for own use		Receipts from other activities	Other Receipt including sales of scrape etc.
PSIC Code	Description									
1	2	3	4	5	6	7	8	9	10	11
ALL AREAS		1242124	859265315	486040373	236289039	3119411	378607	2236559	125756438	5444889
10	Manufacture of food products	154602	207322633	110661304	61510205	1319949	199873	809922	31284819	1536562
101	Processing and preserving of meat	1,322	3072628	1546949	1521547	752	-	-	3312	68
1010	Processing and preserving of meat	1,322	3072628	1546949	1521547	752	-	-	3312	68
10103	Production of dried, salted or smoked meat	1,131	2627258	1273579	1353679	-	-	-	-	-
10104	Production of meat products	95	311430	142952	167868	542	-	-	-	68
10107	Processing of animal offal	71	87140	83618	-	210	-	-	3312	-
10109	Others (Processing and Preserving of meat)	25	46800	46800	-	-	-	-	-	-
103	Processing and preserving of fruit and vegetables	1,300	802389	525449	252050	4671	109	-	14441	5670
1030	Processing and preserving of fruit and vegetables	1,300	802389	525449	252050	4671	109	-	14441	5670
10301	Manufacture of food consisting chiefly of fruit or vegetables/ manufacture of perishable prepared foods of fruit and vegetables, such as: Salads, peeled or cut vegetables, tofu (bean curd)	152	132210	130110	-	2100	-	-	-	-
10302	Preserving of fruit, nuts or vegetables	443	383553	189826	189824	2	-	-	3901	-
10303	Manufacture of fruit or vegetable food products	104	81119	77104	3636	134	-	-	-	245
10304	Manufacture of fruit or vegetable juices/ concentrates	146	104314	61005	43200	-	109	-	-	-
10307	Roasting of nuts/ manufacture of nut foods and pastes	55	25330	-	15390	-	-	-	9940	-
10309	Others (Processing and Preserving of fruit and vegetables)	400	75864	67404	-	2435	-	-	600	5425
104	Manufacture of vegetable and animal oils and fats	2,671	4504866	2986890	1093089	7018	910	2350	366121	48489
1040	Manufacture of vegetable and animal oils and fats	2,671	4504866	2986890	1093089	7018	910	2350	366121	48489
10401	Manufacture of crude / refined vegetable oils and their processing	821	1608715	1258534	223254	2938	558	1850	88278	33302
10402	Manufacture of non-defatted flour or meal of oilseeds, oil nuts or oil kernels	528	802483	348151	369388	155	-	-	82734	2055
10404	Manufacture of non-edible animal oils and fats/ extraction of fish and marine mammal oils	30	61582	30701	30600	101	-	-	180	-
10405	Production of cotton linters	62	9648	-	-	-	-	-	9648	-
10406	Production of oilcakes and other residual products of oil production	918	1421475	876297	368883	2007	136	-	161760	12392
10409	Others (Manufacture of vegetable and animal oils and fats)	312	600963	473207	100963	1817	216	500	23520	740
105	Manufacture of dairy products	10,705	21204003	13949791	6326487	53179	13304	571882	277452	11907
1050	Manufacture of dairy products	10,705	21204003	13949791	6326487	53179	13304	571882	277452	11907
10501	Manufacture of fresh liquid milk, pasteurized, sterilized, homogenized and/or ultra heat treated/ manufacture of milk-based drinks	380	388758	346226	1405	11013	6	7340	22768	-
10502	Manufacture of cream from fresh liquid milk	624	992532	486492	359936	822	-	4462	140820	-

Indsutry Major Groups		No. of reporting manufacturing units	Total value of production (at producer prices)	Receipts from Main Production Activities				Net Receipts from sale of goods (purchased for re-sale)	Receipts from other Industrial Activities	
				Value of Products	Value of Sales of finished/ semi finished goods	Value of goods produced and consumed by household/ establishments	Value of fixed assets produced for own use		Receipts from other activities	Other Receipts including sales of scrap etc.
1	2	3	4	5	6	7	8	9	10	11
10503	Manufacture of dried or concentrated milk	105	1769726	887510	882000	216	-	-	-	-
10504	Manufacture of butter/ cheese etc.	1,966	1218344	906821	298173	9403	3313	462	-	173
10505	Manufacture of yoghurt	4,896	8077860	4858377	2556472	27539	6912	557758	70602	200
10506	Manufacture of ice cream and other edible ice/ Manufacture of milk or cream in solid form	1,648	6683789	4703045	1921112	1127	2950	1656	43262	10637
10509	Others (Manufacture of dairy products)	1,086	2072994	1761320	307389	3060	124	204	-	897
106	Manufacture of grain mill products, starches and starch products	105,052	56326279	18127010	6854657	928205	119700	49562	29132412	1114733
1061	Manufacture of grain mill products	104,745	56036308	17911005	6812660	925351	119532	49502	29104776	1113483
10611	Grain milling	96,513	42763829	10381304	3606974	826177	98286	42560	26858609	949919
10612	Rice milling	501	474225	180832	5400	5508	-	2706	255285	24494
10613	Vegetable milling	123	38745	5214	7110	-	-	2351	24070	-
10614	Manufacture of cereal breakfast foods	109	48934	39075	3744	2218	-	-	3849	48
10615	Manufacture of flour mixes and prepared blended flour and dough for bread, cakes, biscuits or pancakes	6,183	9711282	6378006	2520169	85039	21135	1605	584046	121281
10619	Others (Manufacture of grain mill products).	1,316	2999293	926575	669263	6409	111	280	1378916	17741
1062	Manufacture of starches and starch products	307	289971	216005	41998	2854	168	60	27636	1250
10621	Manufacture of starches from rice, potatoes, maize etc.	150	260394	204627	39886	2854	127	60	12000	840
10625	Manufacture of corn oil	157	29577	11378	2112	-	41	-	15636	410
107	Manufacture of other food products	33,552	121412467	73525215	45462374	326123	65850	186128	1491083	355695
1071	Manufacture of bakery products	25,579	73828073	48162261	24362078	246861	51181	178102	737646	89945
10711	Manufacture of bread and rolls	3,792	11845456	8461943	3007201	63961	6795	16578	259478	29500
10712	Manufacture of fresh/ preserved pastry, cakes, pies, tarts etc.	2,536	8084595	4698993	3334938	17573	7316	-21408	44680	2503
10713	Manufacture of rusks, biscuits and other "dry" bakery products/ snack products	5,721	17453748	12635900	4624129	31864	10444	45705	89522	16184
10719	Others (Manufacture of bakery products)	13,530	36444274	22365424	13395809	133462	26626	137227	343967	41758
1072	Manufacture of sugar	3,055	5027473	3115212	1386970	42608	13591	-	463308	5784
10721	Manufacture or refining of sugar and sugar substitutes from the juice of cane, beet, maple and palm etc.	3,007	5018161	3110652	1382410	42416	13591	-	463308	5784
10722	Manufacture of sugar syrups	48	9312	4560	4560	192	-	-	-	-
1073	Manufacture of cocoa, chocolate and sugar confectionery	426	882935	565971	300742	833	-	930	13120	1338
10731	Manufacture of cocoa, cocoa butter, cocoa fat, cocoa oil	72	201125	93974	106070	648	-	-	-	432
10732	Manufacture of chocolate & chocolate confectionery, sugar confectionery etc.	228	245827	75700	164052	185	-	930	4960	-
10734	Preserving in sugar of fruit, nuts, fruit peels and other parts of plants	126	435983	396297	30620	-	-	-	8160	906

Indsutry Major Groups		No. of reporting manufacturing units	Total value of production (at producer prices)	Receipts from Main Production Activities				Net Receipts from sale of goods (purchased for re-sale)	Receipts from other Industrial Activities	
				Value of Products	Value of Sales of finished/ semi finished goods	Value of goods produced and consumed by household/ establishments	Value of fixed assets produced for own use		Receipts from other activities	Other Receipts including sales of scrap etc.
1	2	3	4	5	6	7	8	9	10	11
1074	Manufacture of macaroni, noodles, couscous and similar farinaceous products	34	15667	15667	-	-	-	-	-	-
10741	Manufacture of pastas such as macaroni and noodles etc.	34	15667	15667	-	-	-	-	-	-
1075	Manufacture of prepared meals and dishes	2,565	39566685	20426137	18713752	7280	1024	3466	158796	256230
10751	Manufacture of meat or poultry dishes	1,193	5582103	2482989	3031433	3100	840	1881	61860	-
10752	Manufacture of fish dishes, including fish and chips	197	1375480	1225849	148781	-	-	850	-	-
10753	Manufacture of prepared dishes of vegetables	112	423558	210099	189939	320	-	-	23200	-
10759	Others (Manufacture of prepared meals and dishes)	1,063	32185544	16507200	15343600	3860	184	735	73736	256230
1079	Manufacture of other food products n.e.c.	1,893	2091634	1239966	698831	28542	54	3630	118213	2398
10792	Blending of tea and mate/ manufacture of extracts and preparations based on tea or maté	42	35462	15456	15456	-	-	350	4200	-
10795	Manufacture of perishable prepared foods, such as sandwiches, fresh pizza	449	560821	429588	81952	1674	54	-	46960	594
10796	Manufacture of spices, sauces and condiments	192	164581	75318	71743	225	-	1080	15782	432
10797	Manufacture of herb infusions (mint, vervain, chamomile etc.)/ manufacture of extracts and juices of meat, fish, crustaceans or molluscs	17	2448	-	-	-	-	-	2448	-
10798	Processing of salt into food-grade salt, e.g. iodized salt	207	186390	101840	67550	800	-	-	16200	-
10799	Others (Manufacture of food products)	986	1141932	617764	462131	25842	-	2200	32622	1372
11	Manufacture of beverages	1103	1292521	615528	621846	2372	140	-	52545	90
110	Manufacture of beverages	1,100	1289976	615528	621846	2372	140	-	50000	90
1104	Manufacture of soft drinks; production of mineral waters and other bottled waters	1,100	1289976	615528	621846	2372	140	-	50000	90
11041	Manufacture of non-alcoholic beverages	90	56320	50744	4168	48	-	-	1360	-
11042	Production of natural mineral waters and other bottled waters	51	156320	78160	78160	-	-	-	-	-
11043	Manufacture of soft drinks like lemonade, orangeade, cola, fruit drinks, tonic waters etc.	959	1077336	486624	539518	2324	140	-	48640	90
113		3	2545	-	-	-	-	-	2545	-
1139		3	2545	-	-	-	-	-	2545	-
11399		3	2545	-	-	-	-	-	2545	-
12	Manufacture of tobacco products	12537	17517985	16889095	365230	81292	16266	4204	65000	96897
120	Manufacture of tobacco products	12,537	17517985	16889095	365230	81292	16266	4204	65000	96897
1200	Manufacture of tobacco products	12,537	17517985	16889095	365230	81292	16266	4204	65000	96897
12001	Manufacture of tobacco products and products of tobacco substitutes etc.	12,459	17477342	16849122	365101	81292	16266	4204	64460	96897

Indsutry Major Groups		No. of reporting manufacturing units	Total value of production (at producer prices)	Receipts from Main Production Activities				Net Receipts from sale of goods (purchased for re-sale)	Receipts from other Industrial Activities	
				Value of Products	Value of Sales of finished/ semi finished goods	Value of goods produced and consumed by household/ establishments	Value of fixed assets produced for own use		Receipts from other activities	Other Receipts including sales of scrap etc.
1	2	3	4	5	6	7	8	9	10	11
12009	Others (Manufacture of tobacco products)	78	40643	39973	130	-	-	-	540	-
13	Manufacture of textiles	558885	67678297	26496116	7905545	669501	43450	45539	32341944	176201
131	Spinning, weaving and finishing of textiles	11,741	16122334	5986329	2697117	1282	1120	5598	7368502	62385
1311	Preparation and spinning of textile fibres	2,860	6547728	2118333	951622	401	-	4458	3471311	1603
13111	Preparatory operations on textile fibres	288	1946942	1233356	510942	-	-	-	201564	1080
13112	Spinning and manufacture of yarn or thread	2,572	4600786	884977	440680	401	-	4458	3269747	523
1312	Weaving of textiles	5,183	7371445	2844201	1745495	816	-	-	2720838	60096
13121	Manufacture of broad woven cotton-type, woollen-type, worsted-type or silk-type fabrics	3,855	6158083	2173291	1740735	48	-	-	2234359	9650
13122	Manufacture of other broad woven fabrics, using flax, ramie, hemp, jute, bast fibres and special yarns	76	212144	136800	-	-	-	-	75344	-
13129	Others (Weaving of textiles)	1,252	1001218	534110	4760	768	-	-	411135	50446
1313	Finishing of textiles	3,698	2203161	1023795	-	65	1120	1140	1176354	686
13131	Bleaching and dyeing of textile fibres, yarns, fabrics and textile articles, including wearing apparel	2,334	1052297	-	-	-	-	-	1052017	280
13132	Dressing, drying, steaming, shrinking, mending, Sanforizing, mercerizing of textiles and textile articles, including wearing apparel	962	1088022	1021174	-	65	1120	1140	64203	320
13139	Others (Finishing of textiles)	402	62841	2621	-	-	-	-	60134	86
139	Manufacture of other textiles	547,144	51555963	20509787	5208428	668219	42330	39941	24973442	113816
1391	Manufacture of knitted and crocheted fabrics	1,071	1536042	733740	645178	-	14	-	156210	900
13910	Manufacture and processing of knitted or crocheted fabrics etc.	1,071	1536042	733740	645178	-	14	-	156210	900
1392	Manufacture of made-up textile articles, except apparel	31,698	5649751	1952940	1135887	36354	9967	8141	2504988	1473
13921	Manufacture, of made-up articles of any textile material	23,525	3516336	1252239	706694	16676	7053	135	1532618	922
13922	Manufacture of made-up furnishing articles	7,282	1249170	416913	202995	17736	2915	7426	600754	432
13925		17	10200	-	-	-	-	-	10200	-
13929	Others (Manufacture of made-up textile articles, except apparel)	874	874044	283789	226198	1943	-	580	361416	119
1393	Manufacture of carpets and rugs	56,179	6081662	3782808	413363	27941	2500	9110	1835501	10439
13930	Manufacture of textile floor coverings like carpets, rugs and mats, tiles etc.	56,179	6081662	3782808	413363	27941	2500	9110	1835501	10439
1394	Manufacture of cordage, rope, twine and netting	31,731	2294872	1326614	380614	8059	1293	2990	571822	3482
13941	Manufacture of twine, cordage, rope and cables of textile fibres or strip or the like	22,078	967194	582248	186210	5427	1120	-	190841	1347
13942	Manufacture of knotted netting of twine, cordage or rope including products of rope or netting	9,653	1327679	744366	194404	2632	173	2990	380980	2134
1399	Manufacture of other textiles n.e.c.	426,465	35993636	12713685	2633387	595865	28555	19700	19904921	97523

Indsutry Major Groups		No. of reporting manufacturing units	Total value of production (at producer prices)	Receipts from Main Production Activities				Net Receipts from sale of goods (purchased for re-sale)	Receipts from other Industrial Activities	
				Value of Products	Value of Sales of finished/ semi finished goods	Value of goods produced and consumed by household/ establishments	Value of fixed assets produced for own use		Receipts from other activities	Other Receipts including sales of scrap etc.
1	2	3	4	5	6	7	8	9	10	11
13991	Manufacture of labels, badges etc.	854	318503	131309	75978	-	-	-	107310	3906
13992	Manufacture of tulles and other net fabrics, and of lace and embroidery/ ornamental trimmings	408,720	34356759	12165676	2343482	578857	25801	19127	19130815	92999
13999	Others (Manufacture of other textiles)	16,891	1318375	416700	213927	17008	2754	572	666796	618
14	Manufacture of wearing apparel	96994	18581487	6959947	2090075	154080	18521	3842	9331259	23765
141	Manufacture of wearing apparel, except fur apparel	84,662	16748914	6058808	1787852	150101	14860	3818	8720258	13219
1410	Manufacture of wearing apparel, except fur apparel	84,662	16748914	6058808	1787852	150101	14860	3818	8720258	13219
14101	Manufacture of wearing apparel made of leather or composition leather	318	362420	315362	-	307	-	-	46520	230
14102	Manufacture of other outerwear/ work wear	32,213	9759490	2085431	1107045	94932	11789	3437	6452152	4705
14103	Manufacture of underwear and nightwear	919	63581	35494	17088	836	65	-	10098	-
14104	Manufacture of babies' garments, tracksuits and others etc.	959	1053983	231878	39265	1528	568	-	776432	4312
14105	Manufacture of other clothing accessories such as gloves, belts, shawls, ties, cravats, hairnets etc./ hats and caps	48,948	4965024	2903794	620247	52281	2438	211	1382082	3972
14106	Manufacture of footwear of textile material without applied soles	35	3850	-	-	-	-	-	3850	-
14109	Others (Manufacture of wearing apparel, except fur apparel)	1,270	540565	486848	4207	218	-	170	49122	-
142	Manufacture of articles of fur	166	192320	157760	34560	-	-	-	-	-
1420	Manufacture of articles of fur	166	192320	157760	34560	-	-	-	-	-
14200	Manufacture of articles made of fur skins	166	192320	157760	34560	-	-	-	-	-
143	Manufacture of knitted and crocheted apparel	12,166	1640253	743379	267663	3979	3661	24	611001	10546
1430	Manufacture of knitted and crocheted apparel	12,166	1640253	743379	267663	3979	3661	24	611001	10546
14301	Manufacture of knitted or crocheted wearing apparel and other made-up articles like pullovers, cardigans, jerseys, waistcoats and similar articles	9,869	1285441	597035	264592	2813	3661	24	417186	130
14302	Manufacture of hosiery, including socks, tights and pantyhose	1,353	150074	71461	-	1000	-	-	77396	216
14309	Others (Manufacture of knitting and crocheted apparel)	944	204739	74883	3071	166	-	-	116419	10200
15	Manufacture of leather and related products	27859	18457661	12330157	3859076	74787	3335	18624	2151260	20422
151	Tanning and dressing of leather; manufacture of luggage, handbags, saddlery and harness; dressing and dyeing of fur	1,548	1741115	1081006	300050	222	4	140	357272	2420
1511	Tanning and dressing of leather; dressing and dyeing of fur	282	118613	10085	21012	-	-	-	87516	-
15111	Tanning, dyeing and dressing of hides and skins	93	68600	-	-	-	-	-	68600	-
15112	Scraping, shearing, plucking, currying, tanning, bleaching and dyeing of fur skins and hides with the hair on	107	21557	2765	6192	-	-	-	12600	-
15119	Others (Tanning and dressing of leather, dressing and dying of fur)	82	28456	7320	14820	-	-	-	6316	-
1512	Manufacture of luggage, handbags and the like, saddlery and harness	1,266	1622502	1070921	279038	222	4	140	269756	2420
15121	Manufacture of luggage, handbags and the like, of leather, composition leather or any other material	908	1012576	671360	85856	82	4	140	253594	1540

Indsutry Major Groups		No. of reporting manufacturing units	Total value of production (at producer prices)	Receipts from Main Production Activities				Net Receipts from sale of goods (purchased for re-sale)	Receipts from other Industrial Activities	
				Value of Products	Value of Sales of finished/ semi finished goods	Value of goods produced and consumed by household/ establishments	Value of fixed assets produced for own use		Receipts from other activities	Other Receipts including sales of scrap etc.
1	2	3	4	5	6	7	8	9	10	11
15122	Manufacture of diverse articles of leather or composition leather	132	464224	269506	193182	-	-	-	1536	-
15129	Others (Manufacture of luggage, handbags and the saddlery and harness)	226	145702	130056	-	140	-	-	14626	880
152	Manufacture of footwear	26,311	16716545	11249151	3559025	74565	3331	18484	1793987	18002
1520	Manufacture of footwear	26,311	16716545	11249151	3559025	74565	3331	18484	1793987	18002
15201	Manufacture of footwear for all purposes, of any material, by any process	16,849	14029832	9190373	3469369	32716	3213	18274	1302577	13310
15202	Manufacture of leather parts of footwear etc.	7,056	2162593	1770326	87433	7763	118	50	292421	4483
15209	Others (Manufacture of footwear)	2,406	524120	288452	2224	34086	-	160	198989	209
16	Manufacture of wood and of products of wood and cork, except furniture, manufacture of articles of straw and plaiting materials	147562	76848885	41496975	21592402	193659	28365	552013	11447061	1538410
161	Sawmilling and planning of wood	17,920	29723536	12926859	9043345	41113	2879	415067	6144335	1149937
1610	Sawmilling and planning of wood	17,920	29723536	12926859	9043345	41113	2879	415067	6144335	1149937
16101	Sawing, planning and machining of wood/ slicing, peeling or chipping logs	16,716	28903848	12731970	8998957	40985	2836	124963	5870985	1133152
16102	Manufacture of wooden railway sleepers	35	10500	-	-	-	-	-	9520	980
16103	Manufacture of unassembled wooden flooring/ wood wool, wood flour, chips, particles	270	169024	108780	-	-	-	-	56464	3780
16109	Others (Manufacture of Sawmilling and planning of wood)	899	640165	86109	44389	128	43	290104	207366	12025
162	Manufacture of products of wood, cork, straw and plaiting materials	129,642	47125349	28570116	12549056	152546	25486	136946	5302726	388473
1621	Manufacture of veneer sheets and wood-based panels	6,106	2738851	1825334	511278	31295	3122	45305	298014	24503
16211	Manufacture of veneer sheets	62	126028	91920	29272	368	-	-	4192	276
16212	Manufacture of plywood, veneer panels and similar laminated wood boards and sheets	296	327249	154020	11220	-	-	45305	112480	4224
16213	Manufacture of particle board and fibreboard/ densified wood etc.	79	37484	33910	1270	-	-	-	-	2304
16219	Others (Manufacture of veneer sheets and wood-based panels)	5,669	2248090	1545484	469516	30927	3122	-	181342	17698
1622	Manufacture of builders' carpentry and joinery	15,099	17517659	10285763	5535843	22488	15251	3574	1548028	106713
16221	Manufacture of wooden goods intended to be used in the construction industry	12,124	15569619	8542418	5472123	20156	13851	3224	1417228	100619
16222	Manufacture of prefabricated buildings, or elements thereof, predominantly of wood/ mobile homes / wood partitions etc.	2,975	1948040	1743344	63720	2332	1400	350	130800	6094
1623	Manufacture of wooden containers	6,137	3997221	2873988	154473	926	250	12560	831554	123470
16231	Manufacture of packing cases, boxes, crates, drums/ cable-drums etc. of wood	5,262	2847632	2152636	109221	619	250	5175	457526	122206

Indsutry Major Groups		No. of reporting manufacturing units	Total value of production (at producer prices)	Receipts from Main Production Activities				Net Receipts from sale of goods (purchased for re-sale)	Receipts from other Industrial Activities	
				Value of Products	Value of Sales of finished/ semi finished goods	Value of goods produced and consumed by household/ establishments	Value of fixed assets produced for own use		Receipts from other activities	Other Receipts including sales of scrap etc.
1	2	3	4	5	6	7	8	9	10	11
16232	Manufacture of pallets, box pallets and other load boards of wood/ manufacture of barrels, vats, tubs and other coopers' products of wood	803	1144405	721352	45252	308	-	7385	368844	1264
16233	Manufacture of wooden cable-drums	72	5184	-	-	-	-	-	5184	-
1629	Manufacture of other products of wood; manufacture of articles of cork, straw and plaiting materials	102,300	22871619	13585031	6347462	97836	6863	75507	2625130	133788
16291	Manufacture of various wood products (see detail in description)	28,404	15669730	8940546	4730105	14846	5935	69629	1838826	69843
16292	Natural cork processing, manufacture of agglomerated cork / articles of cork etc.	23,974	944320	616139	212263	16524	210	-	97040	2144
16299	Others(Manufacture of other products of wood, manufacture of articles of cork, straw and planting materials)	49,922	6257568	4028346	1405094	66467	718	5878	689264	61801
17	Manufacture of paper and paper products	2281	1896014	1014492	415280	9317	528	-	450958	5440
170	Manufacture of paper and paper products	2,281	1896014	1014492	415280	9317	528	-	450958	5440
1701	Manufacture of pulp, paper and paperboard	215	165081	35340	-	-	-	-	127669	2072
17013	Manufacture of paper and paperboard/ further processing of paper and paperboard	135	131173	33000	-	-	-	-	96101	2072
17014	Manufacture of newsprint and other printing or writing paper	11	13200	-	-	-	-	-	13200	-
17019	Others (Manufacture of pulp, paper and paperboard)	69	20708	2340	-	-	-	-	18368	-
1702	Manufacture of corrugated paper and paperboard and of containers of paper and paperboard	1,977	1664209	958392	414020	9317	528	-	280074	1878
17021	Manufacture of corrugated paper and paperboard and their container etc.	279	268214	225498	-	-	528	-	42188	-
17022	Manufacture of sacks, bags, office box files and similar articles of paper	1,689	1390175	731934	414020	9317	-	-	233026	1878
17029	Others (Manufacture of corrugated paper and paperboard and containers of paper and paperboard)	9	5820	960	-	-	-	-	4860	-
1709	Manufacture of other articles of paper and paperboard	89	66725	20760	1260	-	-	-	43215	1490
17092	Manufacture of printing and writing paper, computer printout paper, self-copy paper etc. ready for use	17	7307	-	-	-	-	-	7307	-
17099	Others (Manufacture of other articles of paper and paperboard)	72	59418	20760	1260	-	-	-	35908	1490
18	Printing and reproduction of recorded media	8579	9453853	4201191	2275953	723	1834	10178	2934203	29771
181	Printing and service activities related to printing	8,579	9453853	4201191	2275953	723	1834	10178	2934203	29771
1811	Printing	3,567	6113477	3031931	1359827	455	1436	5293	1698002	16533
18111	Printing of newspapers, magazines and other periodicals	330	735262	227040	183600	-	-	1350	319822	3450
18112	Printing of books and brochures, music and music manuscripts, maps, atlases, posters, advertising catalogues, prospectuses and other printed advertising,	2,568	4147924	1869738	1081240	455	56	1620	1181732	13083

Indsutry Major Groups		No. of reporting manufacturing units	Total value of production (at producer prices)	Receipts from Main Production Activities				Net Receipts from sale of goods (purchased for re-sale)	Receipts from other Industrial Activities	
				Value of Products	Value of Sales of finished/ semi finished goods	Value of goods produced and consumed by household/ establishments	Value of fixed assets produced for own use		Receipts from other activities	Other Receipts including sales of scrap etc.
1	2	3	4	5	6	7	8	9	10	11
18114	Printing of diaries, calendars, business forms and other commercial printed matter, personal stationery and other printed matter by letterpress, offset, photogravure, flexographic and other printing presses, duplication machines, computer printers, emboss	70	146822	119360	25760	-	1380	322	-	-
18115	Printing directly onto textiles, plastic, glass, metal, wood and ceramics (except silk-screen printing on textiles and wearing apparel)	206	146454	63821	9715	-	-	-	72918	-
18119	Other printing n.e.c.	393	937016	751972	59512	-	-	2001	123531	-
1812	Service activities related to printing	5,012	3340376	1169260	916125	269	398	4885	1236201	13238
18121	Binding of printed sheets	1,868	1886536	719469	391865	175	370	279	768325	6054
18122	Composition, typesetting, phototypesetting, pre-press data input including scanning and optical character recognition, electronic make-up	153	192241	85240	73080	-	-	490	33431	-
18123	Plate-making services including image-setting and plate-setting	583	609102	211114	356540	64	-	-	39040	2344
18124	Preparation of plates and dies	146	114843	46256	34185	-	-	-	33938	464
18125	Design of printing products e.g. sketches, layouts, dummies etc.	224	100558	10670	3888	-	-	-	86000	-
18126	Other graphic activities such as die-sinking or die-stamping, Braille copying, embossing, varnishing and laminating, collating and insetting, creasing	133	116728	62360	39640	-	-	-	10528	4200
18129	Other (Service activities related to printing)	1,905	320368	34151	16928	29	28	4116	264939	176
19	Manufacture of coke and refined petroleum products	4105	1153997	905391	227170	12128	-	9308	-	-
191	Manufacture of coke oven products	195	152011	151824	-	187	-	-	-	-
1910	Manufacture of coke oven products	195	152011	151824	-	187	-	-	-	-
19101	Operation of coke ovens	16	11264	11264	-	-	-	-	-	-
19102	Production of coke and semi-coke/ production of coke oven gas	35	44800	44800	-	-	-	-	-	-
19104	Production of crude coal and lignite tars	144	95947	95760	-	187	-	-	-	-
192	Manufacture of refined petroleum products	3,910	1001985	753567	227170	11941	-	9308	-	-
1920	Manufacture of refined petroleum products	3,910	1001985	753567	227170	11941	-	9308	-	-
19206	Manufacture of hard-coal and lignite fuel briquettes / petroleum briquettes	180	512914	512640	-	274	-	-	-	-
19207	Blending of bio fuels	3,730	489072	240927	227170	11667	-	9308	-	-
20	Manufacture of chemicals and chemical products	1028	3207829	1495807	1309118	809	-	144	398295	3656
202	Manufacture of other chemical products	719	919628	426323	134408	762	-	144	354602	3388
2022	Manufacture of paints, varnishes and similar coatings, printing ink and mastics	79	43784	24200	-	-	-	-	19584	-
20221	Manufacture of paints and varnishes, enamels or lacquers	68	19584	-	-	-	-	-	19584	-

Indsutry Major Groups		No. of reporting manufacturing units	Total value of production (at producer prices)	Receipts from Main Production Activities				Net Receipts from sale of goods (purchased for re-sale)	Receipts from other Industrial Activities	
				Value of Products	Value of Sales of finished/ semi finished goods	Value of goods produced and consumed by household/ establishments	Value of fixed assets produced for own use		Receipts from other activities	Other Receipts including sales of scrap etc.
1	2	3	4	5	6	7	8	9	10	11
20222	Manufacture of prepared pigments and dyes, opacifiers and colours	11	24200	24200	-	-	-	-	-	-
2023	Manufacture of soap and detergents, cleaning and polishing preparations, perfumes and toilet preparations	609	826788	390123	115208	762	-	144	317738	2812
20232	Manufacture of soap	150	217206	190291	12968	762	-	144	10340	2700
20234	Manufacture of surface-active preparations (washing powders and detergents, dish-washing preparations, textile softeners)	43	114472	65112	38800	-	-	-	10560	-
20235	Manufacture of cleaning and polishing products	416	495110	134720	63440	-	-	-	296838	112
2029	Manufacture of other chemical products n.e.c.	31	49056	12000	19200	-	-	-	17280	576
20294	Manufacture of photographic plates, films, sensitized paper and other sensitized unexposed materials	15	31200	12000	19200	-	-	-	-	-
20298	Manufacture of matches	16	17856	-	-	-	-	-	17280	576
203	Manufacture of man-made fibres	309	2288200	1069483	1174710	47	-	-	43692	268
2030	Manufacture of man-made fibres	309	2288200	1069483	1174710	47	-	-	43692	268
20302	Manufacture of synthetic or artificial staple fibres, not carded, combed or otherwise processed for spinning	67	128372	50250	67670	-	-	-	10184	268
20303	Manufacture of synthetic or artificial filament yarn, including high-tenacity yarn	37	1554	1554	-	-	-	-	-	-
20309	Others (Manufacture of man-made fibres)	205	2158274	1017679	1107040	47	-	-	33508	-
21	Manufacture of basic pharmaceutical products and pharmaceutical preparations	53	136452	104952	31500	-	-	-	-	-
210	Manufacture of pharmaceuticals, medicinal chemical and botanical product	53	136452	104952	31500	-	-	-	-	-
2100	Manufacture of pharmaceuticals, medicinal chemical and botanical products	53	136452	104952	31500	-	-	-	-	-
21003	Manufacture of medicaments including homeopathic preparations	53	136452	104952	31500	-	-	-	-	-
22	Manufacture of rubber and plastics products	7305	20127481	12019836	6407750	418	400	3150	1650136	45791
221	Manufacture of rubber products	545	616426	334235	189050	-	-	-	93021	120
2211	Manufacture of rubber tyres and tubes; retreading and rebuilding of rubber tyres	83	21175	8928	-	-	-	-	12247	-
22113	Manufacture of interchangeable tyre treads, tyre flaps, "camelback" strips for retreading tyres etc./ tyre rebuilding and retreading	21	12247	-	-	-	-	-	12247	-
22119	Others (Manufacture of rubber tyres and tubes, retreading and rebuilding of rubber tyres)	62	8928	8928	-	-	-	-	-	-
2219	Manufacture of other rubber products	462	595251	325307	189050	-	-	-	80774	120

Indsutry Major Groups		No. of reporting manufacturing units	Total value of production (at producer prices)	Receipts from Main Production Activities				Net Receipts from sale of goods (purchased for re-sale)	Receipts from other Industrial Activities	
				Value of Products	Value of Sales of finished/ semi finished goods	Value of goods produced and consumed by household/ establishments	Value of fixed assets produced for own use		Receipts from other activities	Other Receipts including sales of scrap etc.
1	2	3	4	5	6	7	8	9	10	11
22191	Manufacture of other products of natural or synthetic rubber (see description for detail)	185	101680	54268	22500	-	-	-	24912	-
22192	Manufacture of rubber brushes, pipe stems, combs, hair pins etc.	231	415765	234529	137600	-	-	-	43636	-
22199	Others (Manufacture of other rubber products)	46	77806	36510	28950	-	-	-	12226	120
222	Manufacture of plastics products	6,760	19511055	11685601	6218700	418	400	3150	1557114	45671
2220	Manufacture of plastics products	6,760	19511055	11685601	6218700	418	400	3150	1557114	45671
22201	Manufacture of semi-manufactures and finished plastic products/ plastic articles for the packing of goods	1,506	3998028	1197785	1999896	400	400	-	796102	3445
22202	Manufacture of builders' plastics ware(see note for detail)	603	1982236	1738500	40452	-	-	-	199192	4092
22203	Manufacture of plastic tableware, kitchenware and toilet articles	217	381519	308974	50728	18	-	-	21712	88
22204	Manufacture of artificial stone/ plastic signs etc.	214	171995	46496	119552	-	-	760	5187	-
22209	Manufacture of other diverse plastic products	4,220	12977276	8393846	4008072	-	-	2390	534921	38046
23	Manufacture of other non-metallic mineral products	18511	60062818	41157221	18060464	142866	12063	51668	499431	139105
231	Manufacture of glass and glass products	107	71835	34470	23200	-	-	-	13684	480
2310	Manufacture of glass and glass products	107	71835	34470	23200	-	-	-	13684	480
23109	Others (Manufacture of glass and glass products)	107	71835	34470	23200	-	-	-	13684	480
239	Manufacture of non-metallic mineral products n.e.c.	18,404	59990983	41122750	18037264	142866	12063	51668	485747	138625
2392	Manufacture of clay building materials	6,600	15412082	10019759	5176894	21965	10456	9550	149057	24401
23921	Manufacture of non-refractory ceramic hearth or wall tiles, mosaic cubes etc.	1,476	1332366	1096410	215176	576	154	4510	15540	-
23922	Manufacture of structural non-refractory clay building materials, like ceramic bricks, roofing tiles, pipes, conduits etc./ flooring blocks in baked clay	5,124	14079716	8923349	4961718	21389	10302	5040	133517	24401
2393	Manufacture of other porcelain and ceramic products	2,001	3312831	1842363	1449699	1158	11	-	2680	16920
23931	Manufacture of ceramic tableware and other domestic or toilet articles etc.	1,132	2988760	1716615	1252228	306	11	-	2680	16920
23933	Manufacture of ceramic laboratory, chemical and industrial products etc.	35	3150	3080	-	70	-	-	-	-
23939	Manufacture of other porcelain and ceramic products n.e.c.	834	320921	122668	197471	782	-	-	-	-
2394	Manufacture of cement, lime and plaster	68	238080	238080	-	-	-	-	-	-
23941	Manufacture of clinkers and hydraulic cements, including Portland, aluminous cement, slag cement and super phosphate cements	32	65280	65280	-	-	-	-	-	-
23942	Manufacture of quicklime, slaked lime and hydraulic lime	36	172800	172800	-	-	-	-	-	-
2395	Manufacture of articles of concrete, cement and plaster	6,643	18852930	12766792	5776022	116023	1400	38951	145750	7992
23951	Manufacture of precast concrete, cement or artificial stone articles and plaster articles for use in construction	4,362	13736211	9270763	4263242	74498	-	35965	86564	5180

Indsutry Major Groups		No. of reporting manufacturing units	Total value of production (at producer prices)	Receipts from Main Production Activities				Net Receipts from sale of goods (purchased for re-sale)	Receipts from other Industrial Activities	
				Value of Products	Value of Sales of funishid/ semi finished goods	Value of goods producted and consumed by household/ establishments	Value of fixed assets produced for own use		Receipts from other activities	Other Receipts including sales of scrape etc.
1	2	3	4	5	6	7	8	9	10	11
23952	Manufacture of prefabricated structural components for buildings or civil engineering of cement, concrete or artificial stone	281	468712	351508	117204	-	-	-	-	-
23953	Manufacture of articles of asbestos-cement or cellulose fibre-cement or the like (sheets, panels, tiles,, pipes, troughs, basins, sinks, furniture, frames etc.)	1,187	2635933	1851534	731096	39425	1400	2986	7000	2492
23959	Manufacture of other articles of concrete, plaster, cement or artificial stone	813	2012073	1292987	664480	2100	-	-	52186	320
2396	Cutting, shaping and finishing of stone	2,442	20812045	15074257	5610989	3720	196	3167	44912	74804
23961	Cutting, shaping and finishing of stone for use in construction, in cemeteries, on roads, as roofing etc.	2,442	20812045	15074257	5610989	3720	196	3167	44912	74804
2399	Manufacture of other non-metallic mineral products n.e.c.	650	1363015	1181499	23660	-	-	-	143348	14508
23991	Manufacture of millstones, sharpening or polishing stones and natural or artificial abrasive products, including abrasive products on a soft base	342	537124	367840	11500	-	-	-	143276	14508
23992	Manufacture of friction material and unmounted articles thereof with a base of mineral substances or of cellulose	308	825891	813659	12160	-	-	-	72	-
24	Manufacture of basic metals	6621	6666452	4073998	595706	34463	2352	10767	1887248	61918
241	Manufacture of basic iron and steel	309	334644	94615	1549	-	-	-	227372	11108
2410	Manufacture of basic iron and steel	309	334644	94615	1549	-	-	-	227372	11108
24105	Production of semi-finished products of steel	88	154546	63149	1549	-	-	-	87120	2728
24106	Manufacture of hot/cold-rolled flat-rolled products of steel/ hot-rolled bars and rods, open sections of steel, steel bars and solid sections of steel by cold drawing, grinding or turning/ wire of steel	103	69490	8466	-	-	-	-	60004	1020
24109	Others (Manufacture of basic iron and steel)	118	110608	23000	-	-	-	-	80248	7360
242	Manufacture of basic precious and other non-ferrous metals	64	122297	89100	-	-	-	-	33197	-
2420	Manufacture of basic precious and other non-ferrous metals	64	122297	89100	-	-	-	-	33197	-
24201	Production and refining of unwrought or wrought precious metals, precious metal alloys/ semi-products: gold, silver, platinum etc. from ore and scrap	22	89100	89100	-	-	-	-	-	-
24205	Production of copper alloys/ manufacture of fuse wire or strip/ semi-manufacturing of copper	42	33197	-	-	-	-	-	33197	-
243	Casting of metals	6,248	6209511	3890284	594157	34463	2352	10767	1626678	50810
2431	Casting of iron and steel	6,225	6128643	3850540	554413	34463	2352	10767	1625298	50810
24311	Casting of semi-finished iron products/ casting of iron castings	20	32000	32000	-	-	-	-	-	-

Indsutry Major Groups		No. of reporting manufacturing units	Total value of production (at producer prices)	Receipts from Main Production Activities				Net Receipts from sale of goods (purchased for re-sale)	Receipts from other Industrial Activities	
				Value of Products	Value of Sales of finished/ semi finished goods	Value of goods produced and consumed by household/ establishments	Value of fixed assets produced for own use		Receipts from other activities	Other Receipts including sales of scrap etc.
1	2	3	4	5	6	7	8	9	10	11
24313	Manufacture of tubes, pipes and hollow profiles and fittings of cast-iron, manufacture of seamless tubes and pipes of steel/ fittings of cast-steel	43	82020	74280	1680	-	-	-	6060	-
24319	Others (Casting of iron and steel)	6,162	6014623	3744260	552733	34463	2352	10767	1619238	50810
2432	Casting of non-ferrous metals	23	80868	39744	39744	-	-	-	1380	-
24321	Casting of semi-finished products of aluminium, magnesium, titanium, zinc etc.	23	80868	39744	39744	-	-	-	1380	-
25	Manufacture of fabricated metal products, except machinery and equipment	70188	103560171	63268420	31955881	222944	25319	115668	7396329	575610
251	Manufacture of structural metal products, tanks, reservoirs and steam generators	38,663	75884974	47493687	24068408	197989	18809	74601	3692662	338820
2511	Manufacture of structural metal products	38,524	75714684	47377527	24016448	197989	18809	74601	3690492	338820
25111	Manufacture of metal frameworks or skeletons for construction and parts thereof (towers, bridges etc.)/ Industrial frameworks in metal (frameworks for blast furnaces, lifting and handling equipment etc.)	194	388677	315193	-	-	-	10300	63184	-
25112	Manufacture of prefabricated buildings mainly of metal, metal doors, windows and their frames, shutters and gates, room partitions etc.	38,266	74758967	46799934	23711808	197989	18809	64301	3627308	338820
25119	Others (Manufacture of structural metal products)	64	567040	262400	304640	-	-	-	-	-
2512	Manufacture of tanks, reservoirs and containers of metal	139	170290	116160	51960	-	-	-	2170	-
25121	Manufacture of reservoirs, tanks and similar containers of metal, of types normally installed as fixtures for storage or manufacturing use	104	165740	114480	50000	-	-	-	1260	-
25122	Manufacture of metal containers for compressed or liquefied gas	35	4550	1680	1960	-	-	-	910	-
252	Manufacture of weapons and ammunition	85	45472	39780	-	-	-	1530	4162	-
2520	Manufacture of weapons and ammunition	85	45472	39780	-	-	-	1530	4162	-
25202	Manufacture of small arms (revolvers, shotguns, light machine guns)	85	45472	39780	-	-	-	1530	4162	-
259	Manufacture of other fabricated metal products; metalworking service activities	31,440	27629725	15734953	7887473	24955	6511	39538	3699506	236790
2591	Forging, pressing, stamping and roll-forming of metal; powder metallurgy	35	69769	48349	-	-	-	-	21000	420
25911	Forging, pressing, stamping and roll-forming of metal	35	69769	48349	-	-	-	-	21000	420
2592	Treatment and coating of metals; machining	1,328	1347501	599032	245720	-	-	-	461365	41383
25921	Plating, anodizing etc., heat treatment, deburring, sandblasting, tumbling, cleaning of metals	35	10500	-	10500	-	-	-	-	-
25922	Colouring and engraving, non-metallic coating, hardening, buffing of metals	78	20420	15020	2400	-	-	-	3000	-

Indsutry Major Groups		No. of reporting manufacturing units	Total value of production (at producer prices)	Receipts from Main Production Activities				Net Receipts from sale of goods (purchased for re-sale)	Receipts from other Industrial Activities	
				Value of Products	Value of Sales of finished/ semi finished goods	Value of goods produced and consumed by household/ establishments	Value of fixed assets produced for own use		Receipts from other activities	Other Receipts including sales of scrap etc.
1	2	3	4	5	6	7	8	9	10	11
25923	Boring, turning, milling, eroding, planning, lapping, broaching, levelling, sawing, grinding, sharpening, polishing, welding, splicing etc. of metalwork pieces	1,135	1110360	493644	142452	-	-	-	433469	40794
25924	Cutting of and writing on metals by means of laser beams	80	206221	90368	90368	-	-	-	24896	589
2593	Manufacture of cutlery, hand tools and general hardware	18,183	8181446	4047040	1884995	19528	3983	10859	2100066	114975
25931	Manufacture of cutlery	466	377642	192640	52638	-	-	-	124400	7964
25932	Manufacture of knives and cutting blades, hand tools, non-power-driven agricultural hand tools, saws and saw blades for machines or for mechanical appliances	15,349	5131723	2441654	1462789	18628	3183	9564	1141561	54344
25933	Manufacture of padlocks, locks, keys, hinges and the like, hardware for buildings, furniture, vehicles etc.	1,059	1476756	993912	174560	900	800	445	277445	28694
25934	Manufacture of other tools of such nature n.e.c.	1,309	1195326	418834	195008	-	-	850	556660	23973
2599	Manufacture of other fabricated metal products n.e.c.	11,894	18031009	11040532	5756758	5427	2528	28679	1117075	80012
25991	Manufacture of cans, drums, buckets, boxes, tins and cans for food products, metal cable, plaited bands and similar articles,	7,958	10047047	6078099	3547913	5374	2444	11287	372239	29693
25992	Manufacture of uninsulated metal cable or insulated cable not capable of being used as a conductor of electricity, articles made of wire etc.	157	237164	147792	86292	-	-	-	3020	60
25993	Manufacture of screw machine products, nails and pins, bolts, screws, nuts, springs, chains etc.	909	1416529	933428	119812	-	-	-	333368	29921
25994	Manufacture of metal household articles	2,701	6149975	3793142	1913173	53	84	17392	407296	18834
25995	Manufacture of metal goods for office use, except furniture	36	1152	-	-	-	-	-	1152	-
25996	Manufacture of safes, strongboxes, armoured doors etc.	53	136704	85584	50400	-	-	-	-	720
25997	Manufacture of various metal articles	72	39744	-	39168	-	-	-	-	576
25999	Manufacture of other fabricated metal products n.e.c.	8	2694	2486	-	-	-	-	-	208
26	Manufacture of computer, electronic and optical products	88	41972	13706	2226	-	-	-	26040	-
261	Manufacture of electronic components and boards	14	5880	-	-	-	-	-	5880	-
2610	Manufacture of electronic components and boards	14	5880	-	-	-	-	-	5880	-
26101	Manufacture of capacitors, electronic, resistors, electronic, microprocessors, bare printed circuit boards, electron tubes, electronic connectors, integrated circuits	14	5880	-	-	-	-	-	5880	-
264	Manufacture of consumer electronics	11	12320	12320	-	-	-	-	-	-
2640	Manufacture of consumer electronics	11	12320	12320	-	-	-	-	-	-
26404	Manufacture of radio receivers, speaker systems, amplifiers for musical instruments and public address systems	11	12320	12320	-	-	-	-	-	-

Indsutry Major Groups		No. of reporting manufacturing units	Total value of production (at producer prices)	Receipts from Main Production Activities				Net Receipts from sale of goods (purchased for re-sale)	Receipts from other Industrial Activities	
				Value of Products	Value of Sales of finished/ semi finished goods	Value of goods produced and consumed by household/ establishments	Value of fixed assets produced for own use		Receipts from other activities	Other Receipts including sales of scrap etc.
1	2	3	4	5	6	7	8	9	10	11
265	Manufacture of measuring, testing, navigating and control equipment; watches and clocks	28	20160	-	-	-	-	-	20160	-
2652	Manufacture of watches and clocks	28	20160	-	-	-	-	-	20160	-
26521	Manufacture of watches and clocks, watch and clock cases, components for clocks and watches	28	20160	-	-	-	-	-	20160	-
267	Manufacture of optical instruments and photographic equipment	35	3612	1386	2226	-	-	-	-	-
2670	Manufacture of optical instruments and photographic equipment	35	3612	1386	2226	-	-	-	-	-
26705	Manufacture of film cameras and digital cameras	35	3612	1386	2226	-	-	-	-	-
27	Manufacture of electrical equipment	2553	3157321	1977900	637989	1903	-	540	502603	36386
271	Manufacture of electric motors, generators, transformers and electricity distribution and control apparatus	847	885535	518496	212720	1301	-	540	150379	2100
2710	Manufacture of electric motors, generators, transformers and electricity distribution and control apparatus	847	885535	518496	212720	1301	-	540	150379	2100
27101	Manufacture of distribution electric / arc-welding transformers / substation transformers for electric power distribution	11	18040	-	-	-	-	-	18040	-
27102	Manufacture of transmission and distribution voltage regulators / electric motors / power generators / prime mover generator sets / armatures etc.	54	190208	186400	3808	-	-	-	-	-
27103	Manufacture of power circuit breakers / surge suppressors / control panels for electric power distribution / electrical relays etc.	478	162127	71678	18592	1301	-	-	68877	1680
27104	Manufacture of duct for electrical switchboard apparatus / electric fuses / power switching equipment / electric power switches	162	437058	235938	187920	-	-	540	12240	420
27109	Others (Manufacture of electric motors, generators, transformers and electricity distribution and control apparatus)	142	78102	24480	2400	-	-	-	51222	-
273	Manufacture of wiring and wiring devices	623	1166027	856743	176400	-	-	-	129669	3216
2732	Manufacture of other electronic and electric wires and cables	224	1013159	833943	176400	-	-	-	-	2816
27320	Manufacture of insulated wire and cable, made of steel, copper, aluminium	224	1013159	833943	176400	-	-	-	-	2816
2733	Manufacture of wiring devices	399	152868	22799	-	-	-	-	129669	400
27331	Manufacture of bus bars, electrical conductors, GFCI (ground fault circuit interrupters), lamp holders, coils, switches/ boxes for electrical wiring, electrical outlets and sockets, electrical conduit and fitting etc.	333	141180	22799	-	-	-	-	117981	400
27333	Manufacture of plastic non current-carrying wiring devices including plastic junction boxes, face plates, and similar, plastic pole line fittings etc.	66	11688	-	-	-	-	-	11688	-

Indsutry Major Groups		No. of reporting manufacturing units	Total value of production (at producer prices)	Receipts from Main Production Activities				Net Receipts from sale of goods (purchased for re-sale)	Receipts from other Industrial Activities	
				Value of Products	Value of Sales of finished/ semi finished goods	Value of goods produced and consumed by household/ establishments	Value of fixed assets produced for own use		Receipts from other activities	Other Receipts including sales of scrap etc.
1	2	3	4	5	6	7	8	9	10	11
274	Manufacture of electric lighting equipment	209	109617	9200	-	192	-	-	100167	58
2740	Manufacture of electric lighting equipment	209	109617	9200	-	192	-	-	100167	58
27401	Manufacture of lamps, fixtures and bulbs, ceiling lighting fixtures, chandeliers, table lamps, flashlights, electric insect lamps, lanterns, spotlights etc.	209	109617	9200	-	192	-	-	100167	58
275	Manufacture of domestic appliances	100	55758	54232	-	42	-	-	1292	192
2750	Manufacture of domestic appliances	100	55758	54232	-	42	-	-	1292	192
27501	Manufacture of domestic electric appliances (see description for detail)	84	37761	36312	-	42	-	-	1292	115
27503	Manufacture of domestic non-electric cooking and heating equipment	16	17997	17920	-	-	-	-	-	77
279	Manufacture of other electrical equipment	774	940383	539230	248869	368	-	-	121096	30821
2790	Manufacture of other electrical equipment	774	940383	539230	248869	368	-	-	121096	30821
27901	Manufacture of battery chargers, door opening and closing devices, electrical, bells, tanning beds	54	94448	83840	10240	368	-	-	-	-
27902	Manufacture of uninterruptible power supplies (UPS), power supplies	618	724555	404990	238629	-	-	-	79216	1721
27905	Manufacture of electrical welding and soldering equipment, including hand-held soldering irons	60	70980	-	-	-	-	-	41880	29100
27909	Manufacture of other electrical equipment n.e.c.	42	50400	50400	-	-	-	-	-	-
28	Manufacture of machinery and equipment n.e.c.	5004	4457383	2418761	1139776	1480	14028	5050	829742	48545
281	Manufacture of general-purpose machinery	1,220	799756	278429	192491	30	13400	45	310086	5276
2811	Manufacture of engines and turbines, except aircraft, vehicle and cycle engines	683	351393	115095	96519	-	13400	-	122608	3772
28112	Manufacture of turbines and parts thereof, boiler-turbine sets, turbine-generator sets etc.	683	351393	115095	96519	-	13400	-	122608	3772
2813	Manufacture of other pumps, compressors, taps and valves	201	239204	110440	76600	-	-	-	50960	1204
28131	Manufacture of air or vacuum pumps, air or other gas compressors	108	69120	33840	-	-	-	-	35280	-
28134	Manufacture of industrial taps and valves, including regulating valves and intake taps, sanitary taps and valves, heating taps and valves, hand pumps etc.	93	170084	76600	76600	-	-	-	15680	1204
2814	Manufacture of bearings, gears, gearing and driving elements	28	20160	-	-	-	-	-	20160	-
28143	Manufacture of gears, gearing and gear boxes and other speed changers, clutches & shaft couplings, flywheels & pulleys, power transmission chain etc.	28	20160	-	-	-	-	-	20160	-
2815	Manufacture of ovens, furnaces and furnace burners	135	67740	2340	7500	-	-	-	57600	300
28151	Manufacture of electrical and other furnaces, ovens, incinerators, burners etc.	30	15240	2340	7500	-	-	-	5100	300

Indsutry Major Groups		No. of reporting manufacturing units	Total value of production (at producer prices)	Receipts from Main Production Activities				Net Receipts from sale of goods (purchased for re-sale)	Receipts from other Industrial Activities	
				Value of Products	Value of Sales of funishid/ semi finished goods	Value of goods producted and consumed by household/ establishments	Value of fixed assets produced for own use		Receipts from other activities	Other Receipts including sales of scrape etc.
1	2	3	4	5	6	7	8	9	10	11
28152	Manufacture of permanent mount electric heaters, non-electric household heating equipment etc.	105	52500	-	-	-	-	-	52500	-
2818	Manufacture of power-driven hand tools	46	4625	3612	-	30	-	45	938	-
28180	Manufacture of hand tools, with self-contained electric or non-electric motor or pneumatic drive (see note for detail)	46	4625	3612	-	30	-	45	938	-
2819	Manufacture of other general-purpose machinery	127	116634	46942	11872	-	-	-	57820	-
28191	Manufacture of industrial refrigerating or freezing equipment, air-conditioning machines, non-domestic fans etc.	28	17920	-	-	-	-	-	17920	-
28193	Manufacture of filtering or purifying machinery and apparatus for liquids, equipment for projecting, dispersing or spraying liquids or powders	60	53770	35070	-	-	-	-	18700	-
28199	Manufacture of other general-purpose machinery n.e.c.	39	44944	11872	11872	-	-	-	21200	-
282	Manufacture of special-purpose machinery	3,784	3657627	2140332	947285	1451	628	5005	519657	43269
2821	Manufacture of agricultural and forestry machinery	1,991	1852805	989796	646450	803	628	3709	175187	36232
28211	Manufacture of tractors used in agriculture and forestry	50	24000	24000	-	-	-	-	-	-
28214	Manufacture of agricultural machinery for soil preparation, planting or fertilizing	1,121	1267587	685544	466110	803	558	3709	85587	25276
28215	Manufacture of harvesting or threshing machinery	532	282930	127624	81860	-	70	-	67716	5660
28217	Manufacture of spraying machinery for agricultural use	168	8251	4507	-	-	-	-	3744	-
28219	Manufacture of diverse agricultural machinery n.e.c.	120	270036	148120	98480	-	-	-	18140	5296
2822	Manufacture of metal-forming machinery and machine tools	767	358112	162205	42596	648	-	513	149690	2460
28222	Manufacture of machine tools for turning, drilling, milling, shaping, planning, boring, grinding etc.	147	44882	5006	4284	-	-	-	35592	-
28224	Manufacture of punch presses, hydraulic presses, hydraulic brakes, drop hammers, forging machines etc.	35	94500	94500	-	-	-	-	-	-
28227	Manufacture of parts and accessories for the machine tools listed above	585	218729	62698	38312	648	-	513	114098	2460
2823	Manufacture of machinery for metallurgy	3	3480	-	-	-	-	-	3360	120
28232	Manufacture of metal-rolling mills and rolls for such mills	3	3480	-	-	-	-	-	3360	120
2825	Manufacture of machinery for food, beverage and tobacco processing	81	47081	17232	-	-	-	783	28800	266
28256	Manufacture of machinery for the extraction or preparation of animal or vegetable fats or oils	20	28800	-	-	-	-	-	28800	-
28257	Manufacture of machinery for the preparation of tobacco and for the making of cigarettes or cigars, or for pipe or chewing tobacco or snuff	61	18281	17232	-	-	-	783	-	266
2826	Manufacture of machinery for textile, apparel and leather production	917	1380149	971100	258240	-	-	-	147620	3190
28262	Manufacture of auxiliary machines or equipment for textile machinery	850	1348193	971100	258240	-	-	-	115904	2950
28264	Manufacture of machinery for fabric processing	18	16560	-	-	-	-	-	16560	-

Indsutry Major Groups		No. of reporting manufacturing units	Total value of production (at producer prices)	Receipts from Main Production Activities				Net Receipts from sale of goods (purchased for re-sale)	Receipts from other Industrial Activities	
				Value of Products	Value of Sales of finished/ semi finished goods	Value of goods produced and consumed by household/ establishments	Value of fixed assets produced for own use		Receipts from other activities	Other Receipts including sales of scrap etc.
1	2	3	4	5	6	7	8	9	10	11
28266	Manufacture of sewing machines	49	15396	-	-	-	-	-	15156	240
2829	Manufacture of other special-purpose machinery	25	16000	-	-	-	-	-	15000	1000
28296	Manufacture of diverse special-purpose machinery and equipment	25	16000	-	-	-	-	-	15000	1000
29	Manufacture of motor vehicles, trailers and semi-trailers	6631	8965036	3905372	2501675	1080	160	2025	2480177	74548
291	Manufacture of motor vehicles	134	117652	-	-	-	-	-	117652	-
2910	Manufacture of motor vehicles	134	117652	-	-	-	-	-	117652	-
29103	Manufacture of other motor vehicles	134	117652	-	-	-	-	-	117652	-
292	Manufacture of bodies (coachwork) for motor vehicles; manufacture of trailers and semi-trailers	1,260	4267713	2375487	1684161	-	-	-	165797	42268
2920	Manufacture of bodies (coachwork) for motor vehicles; manufacture of trailers and semi-trailers	1,260	4267713	2375487	1684161	-	-	-	165797	42268
29201	Manufacture of bodies, including cabs for motor vehicles and outfitting of all types	653	2570203	1449435	1061089	-	-	-	52609	7070
29202	Manufacture of trailers and semi-trailers	221	707104	350880	299936	-	-	-	46502	9786
29203	Manufacture of containers for carriage by one or more modes of transport	386	990406	575172	323136	-	-	-	66686	25412
293	Manufacture of parts and accessories for motor vehicles	5,147	4513575	1512568	785534	1080	160	2025	2182688	29520
2930	Manufacture of parts and accessories for motor vehicles	5,147	4513575	1512568	785534	1080	160	2025	2182688	29520
29301	Manufacture of diverse parts and accessories for motor vehicles	1,550	1021820	275378	61858	-	-	-	682736	1848
29302	Manufacture of parts & accessories of bodies for motor vehicles, car seats etc.	3,475	3386099	1207430	722596	1080	160	2025	1427712	25096
29303	Manufacture of motor vehicle electrical equipment	122	105656	29760	1080	-	-	-	72240	2576
299		90	66096	17316	31980	-	-	-	14040	2760
2991		60	34800	9720	15360	-	-	-	7440	2280
29913		60	34800	9720	15360	-	-	-	7440	2280
2992		30	31296	7596	16620	-	-	-	6600	480
29923		30	31296	7596	16620	-	-	-	6600	480
30	Manufacture of other transport equipment	2524	3534600	2502958	536120	15120	-	2189	420475	57738
309	Manufacture of transport equipment n.e.c.	2,524	3534600	2502958	536120	15120	-	2189	420475	57738
3091	Manufacture of motorcycles	1,389	1919238	1568751	112694	-	-	1630	193661	42502
30911	Manufacture of motorcycles, mopeds and cycles fitted with an auxiliary engine, engines for motorcycles, sidecars etc.	273	466310	462446	-	-	-	-	-	3864
30912	Manufacture of parts and accessories for motorcycles	1,116	1452928	1106305	112694	-	-	1630	193661	38638
3092	Manufacture of bicycles and invalid carriages	237	250850	46570	11340	15120	-	280	166292	11248

Indsutry Major Groups		No. of reporting manufacturing units	Total value of production (at producer prices)	Receipts from Main Production Activities				Net Receipts from sale of goods (purchased for re-sale)	Receipts from other Industrial Activities	
				Value of Products	Value of Sales of finished/ semi finished goods	Value of goods produced and consumed by household/ establishments	Value of fixed assets produced for own use		Receipts from other activities	Other Receipts including sales of scrap etc.
1	2	3	4	5	6	7	8	9	10	11
30921	Manufacture of non-motorized bicycles and other cycles, parts and accessories of bicycles etc.	113	120062	44050	11340	15120	-	-	48672	880
30922	Manufacture of invalid carriages, their parts & accessories, baby carriages etc.	124	130788	2520	-	-	-	280	117620	10368
3099	Manufacture of other transport equipment n.e.c.	898	1364512	887637	412086	-	-	279	60522	3988
30991	Manufacture of hand-propelled vehicles: luggage trucks, handcarts, sledges, shopping carts etc.	270	430079	343759	82600	-	-	-	3120	600
30992	Manufacture of vehicles drawn by animals: sulkies, donkey-carts, hearses etc.	628	934433	543878	329486	-	-	279	57402	3388
31	Manufacture of furniture	47710	80243755	44849478	27980853	97476	8174	111986	6660607	535182
310	Manufacture of furniture	47,710	80243755	44849478	27980853	97476	8174	111986	6660607	535182
3100	Manufacture of furniture	47,710	80243755	44849478	27980853	97476	8174	111986	6660607	535182
31001	Manufacture of chairs and seats, sofas, sofa beds and sofa sets	37,845	67412865	38141050	23646284	96410	5974	86245	4998132	438771
31002	Manufacture of special furniture for shops: counters, display cases, shelves etc., for churches, schools, restaurants	549	609830	298314	268845	14	-	210	41342	1104
31003	Manufacture of office furniture	159	337363	164560	60072	-	-	22650	89540	541
31004	Manufacture of kitchen furniture, furniture for bedrooms etc., cabinets	6,447	9548671	5245734	3538771	653	2200	2881	710431	48000
31005	Manufacture of laboratory benches, stools and other laboratory seating, laboratory furniture (e.g. cabinets and tables)	682	589548	169036	34720	-	-	-	346304	39488
31009	Manufacture of other furniture n.e.c.	2,028	1745479	830784	432161	398	-	-	474858	7278
32	Other manufacturing	50246	140469869	86126960	43981564	81093	3799	471063	9448421	356970
321	Manufacture of jewellery, bijouterie and related articles	30,747	135123296	84327923	43478922	80635	3792	469005	6412410	350610
3211	Manufacture of jewellery and related articles	29,954	135060698	84309348	43469751	80584	3792	469005	6377622	350596
32111	Production of worked pearls	122	39784	9740	5580	-	-	-	24464	-
32112	Production of precious and semi-precious stones / diamonds in the worked state	108	1059125	1002240	53900	-	-	525	2460	-
32113	Manufacture of jewellery, goldsmiths' articles	29,518	132956879	82608860	43110463	80234	3792	468480	6334455	350596
32114	Manufacture of precious metal watch bands, wristbands, watch straps and cigarette cases etc.	206	1004909	688508	299808	350	-	-	16243	-
3212	Manufacture of imitation jewellery and related articles	793	62598	18575	9171	51	-	-	34788	14
32121	Manufacture of costume or imitation jewellery	793	62598	18575	9171	51	-	-	34788	14
322	Manufacture of musical instruments	324	217261	94246	49520	-	-	-	73496	-
3220	Manufacture of musical instruments	324	217261	94246	49520	-	-	-	73496	-

Indsutry Major Groups		No. of reporting manufacturing units	Total value of production (at producer prices)	Receipts from Main Production Activities				Net Receipts from sale of goods (purchased for re-sale)	Receipts from other Industrial Activities	
				Value of Products	Value of Sales of finished/ semi finished goods	Value of goods produced and consumed by household/ establishments	Value of fixed assets produced for own use		Receipts from other activities	Other Receipts including sales of scrap etc.
1	2	3	4	5	6	7	8	9	10	11
32202	Manufacture of musical instruments, the sound of which is produced electronically, musical boxes, fairground organs, calliopes etc., instrument parts and accessories	62	38916	1296	12420	-	-	-	25200	-
32209	Manufacture of other musical instruments n.e.c.	262	178345	92950	37100	-	-	-	48296	-
323	Manufacture of sports goods	11,835	1505062	500936	147750	-	-	-	852099	4276
3230	Manufacture of sports goods	11,835	1505062	500936	147750	-	-	-	852099	4276
32301	Manufacture of foot balls	11,323	1011182	253998	-	-	-	-	753908	3276
32302	Manufacture of rackets, bats	125	282500	133750	147750	-	-	-	-	1000
32309	Manufacture of other articles and equipment for sports, outdoor and indoor games, of any material n.e.c.	387	211380	113188	-	-	-	-	98191	-
324	Manufacture of games and toys	484	242030	108439	66402	16	-	461	66628	84
3240	Manufacture of games and toys	484	242030	108439	66402	16	-	461	66628	84
32401	Manufacture of dolls and doll garments, parts and accessories, action figures, toy animals, musical instruments,	241	79109	14742	42966	-	-	-	21400	-
32402	Manufacture of playing cards, games, chess etc.,	3	2352	-	-	-	-	-	2352	-
32403	Manufacture of coin-operated games, billiards, special tables for games, etc.	21	12625	4645	7560	-	-	-	336	84
32409	Manufacture of other games and toys n.e.c.	219	147944	89052	15876	16	-	461	42540	-
325	Manufacture of medical and dental instruments and supplies	3,367	2894504	721792	197712	108	-	1517	1971515	1860
3250	Manufacture of medical and dental instruments and supplies	3,367	2894504	721792	197712	108	-	1517	1971515	1860
32501	Manufacture of surgical drapes and sterile string and tissue	1,782	1477585	271560	101900	-	-	-	1104125	-
32502	Manufacture of dental fillings and cements (except denture adhesives), dental wax and other dental plaster preparations	83	118326	100096	16992	-	-	1238	-	-
32505	Manufacture of medical, surgical, dental or veterinary furniture	446	248881	-	-	-	-	-	247021	1860
32506	Manufacture of dental instruments (including dentists' chairs incorporating dental equipment), orthopaedic and prosthetic devices	745	691248	156124	12920	-	-	-	522204	-
32507	Manufacture of bone plates and screws, syringes, needles, catheters, cannulae, etc., artificial teeth, bridges, etc., medical thermometers, bone reconstruction cements	26	102600	77700	24900	-	-	-	-	-
32508	Manufacture of ophthalmic goods, eyeglasses, sunglasses, lenses ground to prescription, contact lenses, safety goggles	71	87722	26792	41000	94	-	279	19558	-
32509	Manufacture of other medical and dental instruments and supplies n.e.c.	214	168141	89519	-	14	-	-	78607	-
329	Other manufacturing n.e.c.	3,489	487716	373624	41257	334	7	80	72274	140
3290	Other manufacturing n.e.c.	3,481	480036	366456	41257	334	7	80	71762	140

Indsutry Major Groups		No. of reporting manufacturing units	Total value of production (at producer prices)	Receipts from Main Production Activities				Net Receipts from sale of goods (purchased for re-sale)	Receipts from other Industrial Activities	
				Value of Products	Value of Sales of finished/ semi finished goods	Value of goods produced and consumed by household/ establishments	Value of fixed assets produced for own use		Receipts from other activities	Other Receipts including sales of scrap etc.
1	2	3	4	5	6	7	8	9	10	11
32901	Manufacture of protective safety equipment	85	25206	13926	8800	-	-	80	2400	-
32902	Manufacture of brooms and brushes, including brushes constituting parts of machines, shoe and clothes brushes,	1,645	406191	306253	30913	56	7	-	68822	140
32903	Manufacture of pens and pencils of all kinds whether or not mechanical, pencil leads, stamps etc.	1,701	46156	45305	32	278	-	-	540	-
32909	Others manufacturing n.e.c.	50	2484	972	1512	-	-	-	-	-
3299		8	7680	7168	-	-	-	-	512	-
32992		8	7680	7168	-	-	-	-	512	-
33	Repair and installation of machinery and equipment	9155	4430845	554808	285637	1951	-	8680	3497886	81882
331	Repair of fabricated metal products, machinery and equipment	8,963	4354918	554808	285637	1951	-	8357	3429202	74962
3311	Repair of fabricated metal products	54	17827	-	-	-	-	-	16920	907
33119	Repair of other fabricated metal products n.e.c.	54	17827	-	-	-	-	-	16920	907
3312	Repair of machinery	2,305	970711	15398	11568	130	-	-6867	939981	10501
33127	Repair and maintenance of miscellaneous machinery	1,883	722000	15398	11568	130	-	26	684377	10501
33128	Repair and maintenance of weighing equipment, vending machines, photocopy machines, calculators, typewriters etc.	131	161435	-	-	-	-	1747	159688	-
33129	Repair of other machinery n.e.c.	291	87276	-	-	-	-	-8640	95916	-
3313	Repair of electronic and optical equipment	411	139191	-	-	-	-	3687	134640	864
33131	Repair and maintenance of the measuring, testing, navigating and control equipment of group 265	375	128967	-	-	-	-	3687	125280	-
33132	Repair and maintenance of irradiation, electro-medical and electrotherapeutic equipment of class 2660	36	10224	-	-	-	-	-	9360	864
3314	Repair of electrical equipment	4,688	2446085	379100	163336	1533	-	6799	1843007	52310
33141	Repair and maintenance of power, distribution, and specialty transformers	325	402271	230140	4736	-	-	162	167233	-
33142	Repair and maintenance of electric motors, generators etc	3,654	1784666	147808	158600	1533	-	3623	1423688	49414
33143	Repair and maintenance of switchgear and switchboard apparatus, relays and industrial controls, electric lighting equipment, primary and storage batteries etc.	573	226554	1152	-	-	-	2654	220188	2560
33144	Repair and maintenance of current-carrying wiring devices and non current-carrying wiring devices for wiring electrical circuits etc.	136	32594	-	-	-	-	360	31898	336
3315	Repair of transport equipment, except motor vehicles	938	697558	158712	107520	288	-	4738	416208	10092
33151	Repair and routine maintenance of ships	2	336	-	-	-	-	-	336	-
33153	Repair and maintenance of locomotives and railroad cars (except factory rebuilding or factory conversion)	838	662518	151992	100800	288	-	4738	395460	9240

Indsutry Major Groups		No. of reporting manufacturing units	Total value of production (at producer prices)	Receipts from Main Production Activities				Net Receipts from sale of goods (purchased for re-sale)	Receipts from other Industrial Activities	
				Value of Products	Value of Sales of finished/ semi finished goods	Value of goods produced and consumed by household/ establishments	Value of fixed assets produced for own use		Receipts from other activities	Other Receipts including sales of scrap etc.
1	2	3	4	5	6	7	8	9	10	11
33155	Repair of animal drawn buggies and wagons	98	34704	6720	6720	-	-	-	20412	852
3319	Repair of other equipment	567	83546	1599	3213	-	-	-	78446	288
33193	Restoring of organs and other historical musical instruments	36	5856	-	-	-	-	-	5856	-
33199	Repair of other equipment n.e.c.	531	77689	1599	3213	-	-	-	72590	288
332	Installation of industrial machinery and equipment	192	75927	-	-	-	-	323	68684	6920
3320	Installation of industrial machinery and equipment	192	75927	-	-	-	-	323	68684	6920
33201	Installation of industrial machinery in industrial plant and industrial process control equipment	175	70980	-	-	-	-	-	64400	6580
33202	Installation of other industrial equipment like communications equipment, mainframe and similar computers, irradiation and electro-medical equipment etc	17	4947	-	-	-	-	323	4284	340
URBAN		1046935	600536757	327400660	159768887	2653515	301095	1621181	104773918	4017502
10	Manufacture of food products	131554	155066703	76844276	47714073	1163376	163327	635680	27300062	1245908
101	Processing and preserving of meat	1,211	2790545	1385912	1400758	496	-	-	3312	68
1010	Processing and preserving of meat	1,211	2790545	1385912	1400758	496	-	-	3312	68
10103	Production of dried, salted or smoked meat	1,088	2568416	1236958	1331458	-	-	-	-	-
10104	Production of meat products	52	134990	65336	69300	286	-	-	-	68
10107	Processing of animal offal	71	87140	83618	-	210	-	-	3312	-
103	Processing and preserving of fruit and vegetables	1,132	654704	447938	191924	4671	-	-	4501	5670
1030	Processing and preserving of fruit and vegetables	1,132	654704	447938	191924	4671	-	-	4501	5670
10301	Manufacture of food consisting chiefly of fruit or vegetables/ manufacture of perishable prepared foods of fruit and vegetables, such as: Salads, peeled or cut vegetables, tofu (bean curd)	117	80760	78660	-	2100	-	-	-	-
10302	Preserving of fruit, nuts or vegetables	443	383553	189826	189824	2	-	-	3901	-
10303	Manufacture of fruit or vegetable food products	96	78047	75568	2100	134	-	-	-	245
10304	Manufacture of fruit or vegetable juices/ concentrates	76	36480	36480	-	-	-	-	-	-
10309	Others (Processing and Preserving of fruit and vegetables)	400	75864	67404	-	2435	-	-	600	5425
104	Manufacture of vegetable and animal oils and fats	1,452	1820124	1009199	619206	3263	642	-	182374	5439
1040	Manufacture of vegetable and animal oils and fats	1,452	1820124	1009199	619206	3263	642	-	182374	5439
10401	Manufacture of crude / refined vegetable oils and their processing	405	615099	437846	118912	2691	426	-	52960	2264
10402	Manufacture of non-defatted flour or meal of oilseeds, oil nuts or oil kernels	435	747980	341573	369180	134	-	-	36078	1015
10405	Production of cotton linters	36	7776	-	-	-	-	-	7776	-
10406	Production of oilcakes and other residual products of oil production	438	286170	142405	64831	394	-	-	76380	2160
10409	Others (Manufacture of vegetable and animal oils and fats)	138	163099	87375	66283	44	216	-	9180	-

Indsutry Major Groups		No. of reporting manufacturing units	Total value of production (at producer prices)	Receipts from Main Production Activities				Net Receipts from sale of goods (purchased for re-sale)	Receipts from other Industrial Activities	
				Value of Products	Value of Sales of funishid/ semi finished goods	Value of goods producted and consumed by household/ establishments	Value of fixed assets produced for own use		Receipts from other activities	Other Receipt including sales of scrape etc.
1	2	3	4	5	6	7	8	9	10	11
105	Manufacture of dairy products	8,396	16053994	10028732	5327271	39784	9357	445610	195523	7717
1050	Manufacture of dairy products	8,396	16053994	10028732	5327271	39784	9357	445610	195523	7717
10501	Manufacture of fresh liquid milk, pasteurized, sterilized, homogenized and/or ultra heat treated/ manufacture of milk-based drinks	362	338374	297626	-	10880	-	7100	22768	-
10502	Manufacture of cream from fresh liquid milk	549	948480	486492	359936	210	-	4462	97380	-
10503	Manufacture of dried or concentrated milk	105	1769726	887510	882000	216	-	-	-	-
10504	Manufacture of butter/ cheese etc.	1,742	878791	694760	174973	6220	2837	-	-	-
10505	Manufacture of yoghurt	3,868	6156311	3770491	1868929	19001	5719	433844	58128	200
10506	Manufacture of ice cream and other edible ice/ Manufacture of milk or cream in solid form	891	4377369	2553066	1798525	574	800	-	17247	7157
10509	Others (Manufacture of dairy products)	879	1584943	1338787	242909	2684	-	204	-	360
106	Manufacture of grain mill products, starches and starch products	94,881	45469665	12157157	5685874	849779	100831	42445	25728573	905006
1061	Manufacture of grain mill products	94,734	45436410	12150244	5685874	849779	100803	42445	25702317	904948
10611	Grain milling	88,423	35494166	6931750	3235134	767609	87875	36753	23675283	759761
10612	Rice milling	358	310275	68052	5400	5508	-	1456	206325	23534
10613	Vegetable milling	108	21171	-	-	-	-	2351	18820	-
10614	Manufacture of cereal breakfast foods	80	32224	22645	3744	2002	-	-	3833	-
10615	Manufacture of flour mixes and prepared blended flour and dough for bread, cakes, biscuits or pancakes	4,802	6791431	4352216	1811929	69098	12907	1605	438595	105080
10619	Others (Manufacture of grain mill products).	963	2787144	775581	629667	5562	21	280	1359460	16572
1062	Manufacture of starches and starch products	147	33255	6913	-	-	28	-	26256	58
10621	Manufacture of starches from rice, potatoes, maize etc.	20	12000	-	-	-	-	-	12000	-
10625	Manufacture of corn oil	127	21255	6913	-	-	28	-	14256	58
107	Manufacture of other food products	24,482	88277672	51815339	34489039	265384	52497	147626	1185780	322008
1071	Manufacture of bakery products	18,442	47319112	29690621	16637552	194800	38852	143761	555078	58448
10711	Manufacture of bread and rolls	2,752	7419331	4538320	2596072	46323	5883	16578	193318	22838
10712	Manufacture of fresh/ preserved pastry, cakes, pies, tarts etc.	1,904	5660293	3189204	2470606	16028	5392	-22930	-	1994
10713	Manufacture of rusks, biscuits and other “dry” bakery products/ snack products	3,800	10974827	7470354	3376238	22886	5759	41780	52880	4930
10719	Others (Manufacture of bakery products)	9,986	23264661	14492743	8194636	109564	21818	108333	308880	28686
1072	Manufacture of sugar	2,928	4916201	3045602	1347850	40666	13591	-	463308	5184
10721	Manufacture or refining of sugar and sugar substitutes from the juice of cane, beet, maple and palm etc.	2,892	4916201	3045602	1347850	40666	13591	-	463308	5184
10722	Manufacture of sugar syrups	36	-	-	-	-	-	-	-	-
1073	Manufacture of cocoa, chocolate and sugar confectionery	264	391922	143471	239070	788	-	-	8160	432

Indsutry Major Groups		No. of reporting manufacturing units	Total value of production (at producer prices)	Receipts from Main Production Activities				Net Receipts from sale of goods (purchased for re-sale)	Receipts from other Industrial Activities	
				Value of Products	Value of Sales of funishid/ semi finished goods	Value of goods producted and consumed by household/ establishments	Value of fixed assets produced for own use		Receipts from other activities	Other Receipt including sales of scrape etc.
1	2	3	4	5	6	7	8	9	10	11
10731	Manufacture of cocoa, cocoa butter, cocoa fat, cocoa oil	72	201125	93974	106070	648	-	-	-	432
10732	Manufacture of chocolate & chocolate confectionery, sugar confectionery etc.	105	125440	16800	108500	140	-	-	-	-
10734	Preserving in sugar of fruit, nuts, fruit peels and other parts of plants	87	65357	32697	24500	-	-	-	8160	-
1075	Manufacture of prepared meals and dishes	1,787	34652796	18391672	15937237	3060	-	1585	63012	256230
10751	Manufacture of meat or poultry dishes	765	1935253	1085550	849703	-	-	-	-	-
10752	Manufacture of fish dishes, including fish and chips	174	1242006	1159112	82044	-	-	850	-	-
10759	Others (Manufacture of prepared meals and dishes)	848	31475537	16147010	15005490	3060	-	735	63012	256230
1079	Manufacture of other food products n.e.c.	1,061	997642	543972	327329	26070	54	2280	96222	1714
10795	Manufacture of perishable prepared foods, such as sandwiches, fresh pizza	123	203283	142835	14784	216	54	-	44800	594
10796	Manufacture of spices, sauces and condiments	71	39994	15400	19152	42	-	-	5400	-
10798	Processing of salt into food-grade salt, e.g. iodized salt	97	29766	5936	7070	560	-	-	16200	-
10799	Others (Manufacture of food products)	770	724599	379802	286323	25252	-	2280	29822	1120
11	Manufacture of beverages	483	827971	341976	434390	280	140	-	51185	-
110	Manufacture of beverages	480	825426	341976	434390	280	140	-	48640	-
1104	Manufacture of soft drinks; production of mineral waters and other bottled waters	480	825426	341976	434390	280	140	-	48640	-
11041	Manufacture of non-alcoholic beverages	70	47600	47600	-	-	-	-	-	-
11042	Production of natural mineral waters and other bottled waters	51	156320	78160	78160	-	-	-	-	-
11043	Manufacture of soft drinks like lemonade, orangeade, cola, fruit drinks, tonic waters etc.	359	621506	216216	356230	280	140	-	48640	-
113		3	2545	-	-	-	-	-	2545	-
1139		3	2545	-	-	-	-	-	2545	-
11399		3	2545	-	-	-	-	-	2545	-
12	Manufacture of tobacco products	11456	16112923	15702827	170938	67089	15595	3324	65000	88151
120	Manufacture of tobacco products	11,456	16112923	15702827	170938	67089	15595	3324	65000	88151
1200	Manufacture of tobacco products	11,456	16112923	15702827	170938	67089	15595	3324	65000	88151
12001	Manufacture of tobacco products and products of tobacco substitutes etc.	11,378	16072280	15662853	170808	67089	15595	3324	64460	88151
12009	Others (Manufacture of tobacco products)	78	40643	39973	130	-	-	-	540	-
13	Manufacture of textiles	490215	52756280	19309332	4517178	612863	35716	33645	28093755	153791
131	Spinning, weaving and finishing of textiles	9,923	10928622	2980785	931397	1053	1120	5190	6950642	58435
1311	Preparation and spinning of textile fibres	2,435	5551499	1231849	886182	238	-	4050	3428057	1123
13111	Preparatory operations on textile fibres	218	1192202	478616	510942	-	-	-	201564	1080

Indsutry Major Groups		No. of reporting manufacturing units	Total value of production (at producer prices)	Receipts from Main Production Activities				Net Receipts from sale of goods (purchased for re-sale)	Receipts from other Industrial Activities	
				Value of Products	Value of Sales of funishid/ semi finished goods	Value of goods producted and consumed by household/ establishments	Value of fixed assets produced for own use		Receipts from other activities	Other Receipt including sales of scrape etc.
1	2	3	4	5	6	7	8	9	10	11
13112	Spinning and manufacture of yarn or thread	2,217	4359297	753233	375240	238	-	4050	3226493	43
1312	Weaving of textiles	4,298	3214374	725141	45215	815	-	-	2386258	56946
13121	Manufacture of broad woven cotton-type, woollen-type, worsted-type or silk-type fabrics	3,081	2116651	55491	40455	47	-	-	2014159	6500
13122	Manufacture of other broad woven fabrics, using flax, ramie, hemp, jute, bast fibres and special yarns	76	212144	136800	-	-	-	-	75344	-
13129	Others (Weaving of textiles)	1,141	885578	532850	4760	768	-	-	296755	50446
1313	Finishing of textiles	3,190	2162749	1023795	-	-	1120	1140	1136328	366
13131	Bleaching and dyeing of textile fibres, yarns, fabrics and textile articles, including wearing apparel	1,934	1042671	-	-	-	-	-	1042391	280
13132	Dressing, drying, steaming, shrinking, mending, Sanforizing, mercerizing of textiles and textile articles, including wearing apparel	854	1057236	1021174	-	-	1120	1140	33802	-
13139	Others (Finishing of textiles)	402	62841	2621	-	-	-	-	60134	86
139	Manufacture of other textiles	480,292	41827658	16328547	3585781	611810	34596	28455	21143112	95356
1391	Manufacture of knitted and crocheted fabrics	670	83245	2002	4378	-	14	-	76852	-
13910	Manufacture and processing of knitted or crocheted fabrics etc.	670	83245	2002	4378	-	14	-	76852	-
1392	Manufacture of made-up textile articles, except apparel	27,429	4478920	1434984	776184	33341	8487	2115	2222500	1310
13921	Manufacture, of made-up articles of any textile material	20,272	3184333	1128594	687187	15263	5680	135	1346596	878
13922	Manufacture of made-up furnishing articles	6,354	949064	273801	72398	17736	2807	1400	580490	432
13925		17	10200	-	-	-	-	-	10200	-
13929	Others (Manufacture of made-up textile articles, except apparel)	786	335324	32589	16598	343	-	580	285214	-
1393	Manufacture of carpets and rugs	51,934	5245323	3381163	200690	27565	2089	9038	1616356	8423
13930	Manufacture of textile floor coverings like carpets, rugs and mats, tiles etc.	51,934	5245323	3381163	200690	27565	2089	9038	1616356	8423
1394	Manufacture of cordage, rope, twine and netting	30,676	2019031	1181859	284615	8059	1293	2990	536734	3482
13941	Manufacture of twine, cordage, rope and cables of textile fibres or strip or the like	21,633	798846	504843	105125	5427	1120	-	180984	1347
13942	Manufacture of knotted netting of twine, cordage or rope including products of rope or netting	9,043	1220185	677015	179490	2632	173	2990	355750	2134
1399	Manufacture of other textiles n.e.c.	369,583	30001139	10328540	2319915	542846	22713	14313	16690670	82142
13991	Manufacture of labels, badges etc.	491	299031	131309	75978	-	-	-	87838	3906
13992	Manufacture of tulles and other net fabrics, and of lace and embroidery/ ornamental trimmings	355,028	28651469	9788758	2032602	525994	19959	13741	16192798	77618
13999	Others (Manufacture of other textiles)	14,064	1050639	408473	211335	16852	2754	572	410034	618
14	Manufacture of wearing apparel	82830	13638418	5134472	722559	133258	8441	2466	7615628	21595

Indsutry Major Groups		No. of reporting manufacturing units	Total value of production (at producer prices)	Receipts from Main Production Activities				Net Receipts from sale of goods (purchased for re-sale)	Receipts from other Industrial Activities	
				Value of Products	Value of Sales of funishid/ semi finished goods	Value of goods producted and consumed by household/ establishments	Value of fixed assets produced for own use		Receipts from other activities	Other Receipts including sales of scrape etc.
1	2	3	4	5	6	7	8	9	10	11
141	Manufacture of wearing apparel, except fur apparel	72,740	12161068	4363564	508357	129390	6767	2461	7139480	11049
1410	Manufacture of wearing apparel, except fur apparel	72,740	12161068	4363564	508357	129390	6767	2461	7139480	11049
14101	Manufacture of wearing apparel made of leather or composition leather	288	324131	279513	-	307	-	-	44080	230
14102	Manufacture of other outerwear/ work wear	26,160	6052613	785451	51919	76764	3992	2250	5129702	2535
14103	Manufacture of underwear and nightwear	858	62038	34593	16447	836	65	-	10098	-
14104	Manufacture of babies' garments, tracksuits and others etc.	809	886595	218870	30865	1528	568	-	630452	4312
14105	Manufacture of other clothing accessories such as gloves, belts, shawls, ties, cravats, hairnets etc./ hats and caps	43,454	4328619	2595450	404933	49738	2142	211	1272174	3972
14106	Manufacture of footwear of textile material without applied soles	35	3850	-	-	-	-	-	3850	-
14109	Others (Manufacture of wearing apparel, except fur apparel)	1,136	503222	449688	4194	218	-	-	49122	-
142	Manufacture of articles of fur	166	192320	157760	34560	-	-	-	-	-
1420	Manufacture of articles of fur	166	192320	157760	34560	-	-	-	-	-
14200	Manufacture of articles made of fur skins	166	192320	157760	34560	-	-	-	-	-
143	Manufacture of knitted and crocheted apparel	9,924	1285030	613148	179642	3868	1674	5	476148	10546
1430	Manufacture of knitted and crocheted apparel	9,924	1285030	613148	179642	3868	1674	5	476148	10546
14301	Manufacture of knitted or crocheted wearing apparel and other made-up articles like pullovers, cardigans, jerseys, waistcoats and similar articles	7,726	932297	467695	176888	2781	1674	5	283125	130
14302	Manufacture of hosiery, including socks, tights and pantyhose	1,353	150074	71461	-	1000	-	-	77396	216
14309	Others (Manufacture of knitting and crocheted apparel)	845	202660	73992	2754	86	-	-	115627	10200
15	Manufacture of leather and related products	22380	11990378	8596546	1635137	63705	2831	9735	1665165	17259
151	Tanning and dressing of leather; manufacture of luggage, handbags, saddlery and harness; dressing and dyeing of fur	1,344	1678583	1035862	297894	222	-	-	342184	2420
1511	Tanning and dressing of leather; dressing and dyeing of fur	224	105185	10085	21012	-	-	-	74088	-
15111	Tanning, dyeing and dressing of hides and skins	93	68600	-	-	-	-	-	68600	-
15112	Scraping, shearing, plucking, currying, tanning, bleaching and dyeing of fur skins and hides with the hair on	72	8957	2765	6192	-	-	-	-	-
15119	Others (Tanning and dressing of leather, dressing and dying of fur)	59	27628	7320	14820	-	-	-	5488	-
1512	Manufacture of luggage, handbags and the like, saddlery and harness	1,120	1573398	1025778	276882	222	-	-	268096	2420
15121	Manufacture of luggage, handbags and the like, of leather, composition leather or any other material	793	968172	630376	83700	82	-	-	252474	1540
15122	Manufacture of diverse articles of leather or composition leather	132	464224	269506	193182	-	-	-	1536	-
15129	Others (Manufacture of luggage, handbags and the saddlery and harness)	195	141002	125896	-	140	-	-	14086	880
152	Manufacture of footwear	21,036	10311795	7560683	1337243	63483	2831	9735	1322981	14839
1520	Manufacture of footwear	21,036	10311795	7560683	1337243	63483	2831	9735	1322981	14839

Indsutry Major Groups		No. of reporting manufacturing units	Total value of production (at producer prices)	Receipts from Main Production Activities				Net Receipts from sale of goods (purchased for re-sale)	Receipts from other Industrial Activities	
				Value of Products	Value of Sales of finished/ semi finished goods	Value of goods produced and consumed by household/ establishments	Value of fixed assets produced for own use		Receipts from other activities	Other Receipts including sales of scrap etc.
1	2	3	4	5	6	7	8	9	10	11
15201	Manufacture of footwear for all purposes, of any material, by any process	13,397	8347816	6055047	1263778	22707	2713	9735	983680	10156
15202	Manufacture of leather parts of footwear etc.	6,471	1634311	1285340	72025	6858	118	-	265495	4475
15209	Others (Manufacture of footwear)	1,168	329668	220296	1440	33918	-	-	73805	209
16	Manufacture of wood and of products of wood and cork, except furniture, manufacture of articles of straw and plaiting materials	130811	57112270	29563651	16014686	180177	25267	539674	9528408	1260407
161	Sawmilling and planning of wood	15,003	24043464	10031118	7358461	33044	2879	412001	5203299	1002661
1610	Sawmilling and planning of wood	15,003	24043464	10031118	7358461	33044	2879	412001	5203299	1002661
16101	Sawing, planning and machining of wood/ slicing, peeling or chipping logs	13,872	23286316	9885263	7321453	32926	2836	121897	4930885	991057
16102	Manufacture of wooden railway sleepers	35	10500	-	-	-	-	-	9520	980
16103	Manufacture of unassembled wooden flooring/ wood wool, wood flour, chips, particles	222	121984	65100	-	-	-	-	56464	420
16109	Others (Manufacture of Sawmilling and planning of wood)	874	624665	80756	37009	118	43	290104	206430	10205
162	Manufacture of products of wood, cork, straw and plaiting materials	115,808	33068805	19532532	8656224	147133	22388	127673	4325109	257746
1621	Manufacture of veneer sheets and wood-based panels	5,584	2109502	1412841	363230	30927	562	45305	241119	15518
16212	Manufacture of plywood, veneer panels and similar laminated wood boards and sheets	247	291869	131460	-	-	-	45305	110880	4224
16213	Manufacture of particle board and fibreboard/ densified wood etc.	64	34944	32640	-	-	-	-	-	2304
16219	Others (Manufacture of veneer sheets and wood-based panels)	5,273	1782690	1248741	363230	30927	562	-	130239	8990
1622	Manufacture of builders' carpentry and joinery	10,572	12258888	6595381	4312031	19249	15251	3122	1261187	52667
16221	Manufacture of wooden goods intended to be used in the construction industry	9,331	11726730	6235714	4248311	16917	13851	2772	1160771	48393
16222	Manufacture of prefabricated buildings, or elements thereof, predominantly of wood/ mobile homes / wood partitions etc.	1,241	532158	359666	63720	2332	1400	350	100416	4274
1623	Manufacture of wooden containers	5,215	3385232	2331824	115973	913	250	10460	802706	123106
16231	Manufacture of packing cases, boxes, crates, drums/ cable-drums etc. of wood	4,466	2682256	2056372	70893	619	250	3075	429118	121930
16232	Manufacture of pallets, box pallets and other load boards of wood/ manufacture of barrels, vats, tubs and other coopers' products of wood	677	697792	275453	45080	294	-	7385	368404	1176
16233	Manufacture of wooden cable-drums	72	5184	-	-	-	-	-	5184	-
1629	Manufacture of other products of wood; manufacture of articles of cork, straw and plaiting materials	94,437	15315183	9192486	3864990	96044	6326	68786	2020096	66455
16291	Manufacture of various wood products (see detail in description)	24,414	9864629	5389258	2857675	13358	5678	68094	1489419	41147

Indsutry Major Groups		No. of reporting manufacturing units	Total value of production (at producer prices)	Receipts from Main Production Activities				Net Receipts from sale of goods (purchased for re-sale)	Receipts from other Industrial Activities	
				Value of Products	Value of Sales of finished/ semi finished goods	Value of goods produced and consumed by household/ establishments	Value of fixed assets produced for own use		Receipts from other activities	Other Receipts including sales of scrap etc.
1	2	3	4	5	6	7	8	9	10	11
16292	Natural cork processing, manufacture of agglomerated cork / articles of cork etc.	22,129	841131	596876	131020	16476	210	-	94465	2084
16299	Others(Manufacture of other products of wood, manufacture of articles of cork, straw and planting materials)	47,894	4609423	3206351	876296	66210	438	692	436212	23224
17	Manufacture of paper and paper products	1798	1430990	794924	195320	9317	528	-	425862	5040
170	Manufacture of paper and paper products	1,798	1430990	794924	195320	9317	528	-	425862	5040
1701	Manufacture of pulp, paper and paperboard	215	165081	35340	-	-	-	-	127669	2072
17013	Manufacture of paper and paperboard/ further processing of paper and paperboard	135	131173	33000	-	-	-	-	96101	2072
17014	Manufacture of newsprint and other printing or writing paper	11	13200	-	-	-	-	-	13200	-
17019	Others (Manufacture of pulp, paper and paperboard)	69	20708	2340	-	-	-	-	18368	-
1702	Manufacture of corrugated paper and paperboard and of containers of paper and paperboard	1,494	1199185	738824	194060	9317	528	-	254978	1478
17021	Manufacture of corrugated paper and paperboard and their container etc.	220	254526	225498	-	-	528	-	28500	-
17022	Manufacture of sacks, bags, office box files and similar articles of paper	1,265	938839	512366	194060	9317	-	-	221618	1478
17029	Others (Manufacture of corrugated paper and paperboard and containers of paper and paperboard)	9	5820	960	-	-	-	-	4860	-
1709	Manufacture of other articles of paper and paperboard	89	66725	20760	1260	-	-	-	43215	1490
17092	Manufacture of printing and writing paper, computer printout paper, self-copy paper etc. ready for use	17	7307	-	-	-	-	-	7307	-
17099	Others (Manufacture of other articles of paper and paperboard)	72	59418	20760	1260	-	-	-	35908	1490
18	Printing and reproduction of recorded media	6681	6808864	2890002	1351999	505	454	7086	2536625	22192
181	Printing and service activities related to printing	6,681	6808864	2890002	1351999	505	454	7086	2536625	22192
1811	Printing	2,182	3768627	1855487	543222	252	56	2970	1357685	8954
18111	Printing of newspapers, magazines and other periodicals	310	699262	208640	166000	-	-	1350	319822	3450
18112	Printing of books and brochures, music and music manuscripts, maps, atlases, posters, advertising catalogues, prospectuses and other printed advertising,	1,518	2186050	944787	367622	252	56	1620	866209	5504
18115	Printing directly onto textiles, plastic, glass, metal, wood and ceramics (except silk-screen printing on textiles and wearing apparel)	81	76600	9600	9600	-	-	-	57400	-
18119	Other printing n.e.c.	273	806715	692460	-	-	-	-	114255	-
1812	Service activities related to printing	4,499	3040237	1034515	808777	253	398	4116	1178940	13238
18121	Binding of printed sheets	1,580	1844208	710459	384789	160	370	-	742376	6054

Indsutry Major Groups		No. of reporting manufacturing units	Total value of production (at producer prices)	Receipts from Main Production Activities				Net Receipts from sale of goods (purchased for re-sale)	Receipts from other Industrial Activities	
				Value of Products	Value of Sales of finished/ semi finished goods	Value of goods produced and consumed by household/ establishments	Value of fixed assets produced for own use		Receipts from other activities	Other Receipts including sales of scrap etc.
1	2	3	4	5	6	7	8	9	10	11
18122	Composition, typesetting, phototypesetting, pre-press data input including scanning and optical character recognition, electronic make-up	46	23459	11880	-	-	-	-	11579	-
18123	Plate-making services including image-setting and plate-setting	583	609102	211114	356540	64	-	-	39040	2344
18124	Preparation of plates and dies	86	69242	22240	12600	-	-	-	33938	464
18125	Design of printing products e.g. sketches, layouts, dummies etc.	209	94798	10670	3888	-	-	-	80240	-
18126	Other graphic activities such as die-sinking or die-stamping, Braille copying, embossing, varnishing and laminating, collating and inseting, creasing	114	89140	38320	38640	-	-	-	7980	4200
18129	Other (Service activities related to printing)	1,881	310288	29831	12320	29	28	4116	263787	176
19	Manufacture of coke and refined petroleum products	4105	1153997	905391	227170	12128	-	9308	-	-
191	Manufacture of coke oven products	195	152011	151824	-	187	-	-	-	-
1910	Manufacture of coke oven products	195	152011	151824	-	187	-	-	-	-
19101	Operation of coke ovens	16	11264	11264	-	-	-	-	-	-
19102	Production of coke and semi-coke/ production of coke oven gas	35	44800	44800	-	-	-	-	-	-
19104	Production of crude coal and lignite tars	144	95947	95760	-	187	-	-	-	-
192	Manufacture of refined petroleum products	3,910	1001985	753567	227170	11941	-	9308	-	-
1920	Manufacture of refined petroleum products	3,910	1001985	753567	227170	11941	-	9308	-	-
19206	Manufacture of hard-coal and lignite fuel briquettes / petroleum briquettes	180	512914	512640	-	274	-	-	-	-
19207	Blending of bio fuels	3,730	489072	240927	227170	11667	-	9308	-	-
20	Manufacture of chemicals and chemical products	946	1737769	739207	598718	449	-	144	398295	956
202	Manufacture of other chemical products	674	781568	291323	134408	402	-	144	354602	688
2022	Manufacture of paints, varnishes and similar coatings, printing ink and mastics	79	43784	24200	-	-	-	-	19584	-
20221	Manufacture of paints and varnishes, enamels or lacquers	68	19584	-	-	-	-	-	19584	-
20222	Manufacture of prepared pigments and dyes, opacifiers and colours	11	24200	24200	-	-	-	-	-	-
2023	Manufacture of soap and detergents, cleaning and polishing preparations, perfumes and toilet preparations	564	688728	255123	115208	402	-	144	317738	112
20232	Manufacture of soap	105	79146	55291	12968	402	-	144	10340	-
20234	Manufacture of surface-active preparations (washing powders and detergents, dish-washing preparations, textile softeners)	43	114472	65112	38800	-	-	-	10560	-
20235	Manufacture of cleaning and polishing products	416	495110	134720	63440	-	-	-	296838	112
2029	Manufacture of other chemical products n.e.c.	31	49056	12000	19200	-	-	-	17280	576

Indsutry Major Groups		No. of reporting manufacturing units	Total value of production (at producer prices)	Receipts from Main Production Activities				Net Receipts from sale of goods (purchased for re-sale)	Receipts from other Industrial Activities	
				Value of Products	Value of Sales of finished/ semi finished goods	Value of goods produced and consumed by household/ establishments	Value of fixed assets produced for own use		Receipts from other activities	Other Receipts including sales of scrap etc.
1	2	3	4	5	6	7	8	9	10	11
20294	Manufacture of photographic plates, films, sensitized paper and other sensitized unexposed materials	15	31200	12000	19200	-	-	-	-	-
20298	Manufacture of matches	16	17856	-	-	-	-	-	17280	576
203	Manufacture of man-made fibres	272	956200	447883	464310	47	-	-	43692	268
2030	Manufacture of man-made fibres	272	956200	447883	464310	47	-	-	43692	268
20302	Manufacture of synthetic or artificial staple fibres, not carded, combed or otherwise processed for spinning	67	128372	50250	67670	-	-	-	10184	268
20303	Manufacture of synthetic or artificial filament yarn, including high-tenacity yarn	37	1554	1554	-	-	-	-	-	-
20309	Others (Manufacture of man-made fibres)	168	826274	396079	396640	47	-	-	33508	-
21	Manufacture of basic pharmaceutical products and pharmaceutical preparations	53	136452	104952	31500	-	-	-	-	-
210	Manufacture of pharmaceuticals, medicinal chemical and botanical product	53	136452	104952	31500	-	-	-	-	-
2100	Manufacture of pharmaceuticals, medicinal chemical and botanical products	53	136452	104952	31500	-	-	-	-	-
21003	Manufacture of medicaments including homeopathic preparations	53	136452	104952	31500	-	-	-	-	-
22	Manufacture of rubber and plastics products	6799	19403905	11558536	6225334	418	400	3150	1583620	32447
221	Manufacture of rubber products	379	569422	313427	189050	-	-	-	66825	120
2211	Manufacture of rubber tyres and tubes; retreading and rebuilding of rubber tyres	21	12247	-	-	-	-	-	12247	-
22113	Manufacture of interchangeable tyre treads, tyre flaps, "camelback" strips for retreading tyres etc./ tyre rebuilding and retreading	21	12247	-	-	-	-	-	12247	-
2219	Manufacture of other rubber products	358	557175	313427	189050	-	-	-	54578	120
22191	Manufacture of other products of natural or synthetic rubber (see description for detail)	118	89800	42388	22500	-	-	-	24912	-
22192	Manufacture of rubber brushes, pipe stems, combs, hair pins etc.	194	389569	234529	137600	-	-	-	17440	-
22199	Others (Manufacture of other rubber products)	46	77806	36510	28950	-	-	-	12226	120
222	Manufacture of plastics products	6,420	18834483	11245109	6036284	418	400	3150	1516794	32327
2220	Manufacture of plastics products	6,420	18834483	11245109	6036284	418	400	3150	1516794	32327
22201	Manufacture of semi-manufactures and finished plastic products/ plastic articles for the packing of goods	1,448	3750796	1051353	1899096	400	400	-	796102	3445
22202	Manufacture of builders' plastics ware(see note for detail)	603	1982236	1738500	40452	-	-	-	199192	4092
22203	Manufacture of plastic tableware, kitchenware and toilet articles	202	330039	289174	19048	18	-	-	21712	88
22204	Manufacture of artificial stone/ plastic signs etc.	214	171995	46496	119552	-	-	760	5187	-

Indsutry Major Groups		No. of reporting manufacturing units	Total value of production (at producer prices)	Receipts from Main Production Activities				Net Receipts from sale of goods (purchased for re-sale)	Receipts from other Industrial Activities	
				Value of Products	Value of Sales of finished/ semi finished goods	Value of goods produced and consumed by household/ establishments	Value of fixed assets produced for own use		Receipts from other activities	Other Receipts including sales of scrap etc.
1	2	3	4	5	6	7	8	9	10	11
22209	Manufacture of other diverse plastic products	3,953	12599416	8119586	3958136	-	-	2390	494601	24702
23	Manufacture of other non-metallic mineral products	14565	48123636	34066577	13343690	94122	2463	47555	432265	136964
231	Manufacture of glass and glass products	83	60084	23200	23200	-	-	-	13684	-
2310	Manufacture of glass and glass products	83	60084	23200	23200	-	-	-	13684	-
23109	Others (Manufacture of glass and glass products)	83	60084	23200	23200	-	-	-	13684	-
239	Manufacture of non-metallic mineral products n.e.c.	14,482	48063552	34043377	13320490	94122	2463	47555	418581	136964
2392	Manufacture of clay building materials	5,281	11423551	7653670	3579094	19981	856	9165	136697	24088
23921	Manufacture of non-refractory ceramic hearth or wall tiles, mosaic cubes etc.	1,181	1278506	1067155	191100	432	154	4125	15540	-
23922	Manufacture of structural non-refractory clay building materials, like ceramic bricks, roofing tiles, pipes, conduits etc./ flooring blocks in baked clay	4,100	10145045	6586515	3387994	19549	702	5040	121157	24088
2393	Manufacture of other porcelain and ceramic products	1,711	3085479	1737432	1327999	1158	11	-	1960	16920
23931	Manufacture of ceramic tableware and other domestic or toilet articles etc.	939	2794320	1628715	1146408	306	11	-	1960	16920
23933	Manufacture of ceramic laboratory, chemical and industrial products etc.	35	3150	3080	-	70	-	-	-	-
23939	Manufacture of other porcelain and ceramic products n.e.c.	737	288010	105637	181591	782	-	-	-	-
2394	Manufacture of cement, lime and plaster	68	238080	238080	-	-	-	-	-	-
23941	Manufacture of clinkers and hydraulic cements, including Portland, aluminous cement, slag cement and super phosphate cements	32	65280	65280	-	-	-	-	-	-
23942	Manufacture of quicklime, slaked lime and hydraulic lime	36	172800	172800	-	-	-	-	-	-
2395	Manufacture of articles of concrete, cement and plaster	4,904	15565609	10577815	4778450	72983	1400	35970	91952	7040
23951	Manufacture of precast concrete, cement or artificial stone articles and plaster articles for use in construction	3,497	12044768	8060625	3796274	65458	-	34360	82872	5180
23952	Manufacture of prefabricated structural components for buildings or civil engineering of cement, concrete or artificial stone	84	198800	104300	94500	-	-	-	-	-
23953	Manufacture of articles of asbestos-cement or cellulose fibre-cement or the like (sheets, panels, tiles,, pipes, troughs, basins, sinks, furniture, frames etc.)	848	1979252	1426041	536236	5425	1400	1610	7000	1540
23959	Manufacture of other articles of concrete, plaster, cement or artificial stone	475	1342789	986849	351440	2100	-	-	2080	320
2396	Cutting, shaping and finishing of stone	1,923	16428457	12676989	3629748	-	196	2420	44696	74408
23961	Cutting, shaping and finishing of stone for use in construction, in cemeteries, on roads, as roofing etc.	1,923	16428457	12676989	3629748	-	196	2420	44696	74408
2399	Manufacture of other non-metallic mineral products n.e.c.	595	1322375	1159391	5200	-	-	-	143276	14508

Indsutry Major Groups		No. of reporting manufacturing units	Total value of production (at producer prices)	Receipts from Main Production Activities				Net Receipts from sale of goods (purchased for re-sale)	Receipts from other Industrial Activities	
				Value of Products	Value of Sales of finished/ semi finished goods	Value of goods produced and consumed by household/ establishments	Value of fixed assets produced for own use		Receipts from other activities	Other Receipts including sales of scrap etc.
1	2	3	4	5	6	7	8	9	10	11
23991	Manufacture of millstones, sharpening or polishing stones and natural or artificial abrasive products, including abrasive products on a soft base	328	524524	361540	5200	-	-	-	143276	14508
23992	Manufacture of friction material and unmounted articles thereof with a base of mineral substances or of cellulose	267	797851	797851	-	-	-	-	-	-
24	Manufacture of basic metals	5240	5341215	3251980	349068	32971	2352	8923	1641100	54822
241	Manufacture of basic iron and steel	309	334644	94615	1549	-	-	-	227372	11108
2410	Manufacture of basic iron and steel	309	334644	94615	1549	-	-	-	227372	11108
24105	Production of semi-finished products of steel	88	154546	63149	1549	-	-	-	87120	2728
24106	Manufacture of hot/cold-rolled flat-rolled products of steel/ hot-rolled bars and rods, open sections of steel, steel bars and solid sections of steel by cold drawing, grinding or turning/ wire of steel	103	69490	8466	-	-	-	-	60004	1020
24109	Others (Manufacture of basic iron and steel)	118	110608	23000	-	-	-	-	80248	7360
242	Manufacture of basic precious and other non-ferrous metals	64	122297	89100	-	-	-	-	33197	-
2420	Manufacture of basic precious and other non-ferrous metals	64	122297	89100	-	-	-	-	33197	-
24201	Production and refining of unwrought or wrought precious metals, precious metal alloys/ semi-products: gold, silver, platinum etc. from ore and scrap	22	89100	89100	-	-	-	-	-	-
24205	Production of copper alloys/ manufacture of fuse wire or strip/ semi-manufacturing of copper	42	33197	-	-	-	-	-	33197	-
243	Casting of metals	4,867	4884275	3068265	347519	32971	2352	8923	1380530	43714
2431	Casting of iron and steel	4,867	4884275	3068265	347519	32971	2352	8923	1380530	43714
24313	Manufacture of tubes, pipes and hollow profiles and fittings of cast-iron, manufacture of seamless tubes and pipes of steel/ fittings of cast-steel	43	82020	74280	1680	-	-	-	6060	-
24319	Others (Casting of iron and steel)	4,824	4802255	2993985	345839	32971	2352	8923	1374470	43714
25	Manufacture of fabricated metal products, except machinery and equipment	50804	75077904	43963964	24713577	124203	21712	79728	5811183	363537
251	Manufacture of structural metal products, tanks, reservoirs and steam generators	26,055	54705651	32867526	18545802	101363	17984	59065	2881271	232642
2511	Manufacture of structural metal products	25,958	54557201	32771946	18493842	101363	17984	59065	2880361	232642
25111	Manufacture of metal frameworks or skeletons for construction and parts thereof (towers, bridges etc.)/ Industrial frameworks in metal (frameworks for blast furnaces, lifting and handling equipment etc.)	194	388677	315193	-	-	-	10300	63184	-
25112	Manufacture of prefabricated buildings mainly of metal, metal doors, windows and their frames, shutters and gates, room partitions etc.	25,700	53601484	32194353	18189202	101363	17984	48765	2817177	232642

Indsutry Major Groups		No. of reporting manufacturing units	Total value of production (at producer prices)	Receipts from Main Production Activities				Net Receipts from sale of goods (purchased for re-sale)	Receipts from other Industrial Activities	
				Value of Products	Value of Sales of finished/ semi finished goods	Value of goods produced and consumed by household/ establishments	Value of fixed assets produced for own use		Receipts from other activities	Other Receipts including sales of scrap etc.
1	2	3	4	5	6	7	8	9	10	11
25119	Others (Manufacture of structural metal products)	64	567040	262400	304640	-	-	-	-	-
2512	Manufacture of tanks, reservoirs and containers of metal	97	148450	95580	51960	-	-	-	910	-
25121	Manufacture of reservoirs, tanks and similar containers of metal, of types normally installed as fixtures for storage or manufacturing use	62	143900	93900	50000	-	-	-	-	-
25122	Manufacture of metal containers for compressed or liquefied gas	35	4550	1680	1960	-	-	-	910	-
252	Manufacture of weapons and ammunition	51	28662	23460	-	-	-	1530	3672	-
2520	Manufacture of weapons and ammunition	51	28662	23460	-	-	-	1530	3672	-
25202	Manufacture of small arms (revolvers, shotguns, light machine guns)	51	28662	23460	-	-	-	1530	3672	-
259	Manufacture of other fabricated metal products; metalworking service activities	24,698	20343591	11072978	6167775	22840	3728	19133	2926240	130895
2591	Forging, pressing, stamping and roll-forming of metal; powder metallurgy	35	69769	48349	-	-	-	-	21000	420
25911	Forging, pressing, stamping and roll-forming of metal	35	69769	48349	-	-	-	-	21000	420
2592	Treatment and coating of metals; machining	1,198	1165053	547904	245720	-	-	-	363165	8263
25921	Plating, anodizing etc., heat treatment, deburring, sandblasting, tumbling, cleaning of metals	35	10500	-	10500	-	-	-	-	-
25922	Colouring and engraving, non-metallic coating, hardening, buffing of metals	78	20420	15020	2400	-	-	-	3000	-
25923	Boring, turning, milling, eroding, planning, lapping, broaching, levelling, sawing, grinding, sharpening, polishing, welding, splicing etc. of metalwork pieces	1,005	927912	442516	142452	-	-	-	335269	7674
25924	Cutting of and writing on metals by means of laser beams	80	206221	90368	90368	-	-	-	24896	589
2593	Manufacture of cutlery, hand tools and general hardware	15,634	5658792	2304106	1493228	19240	3100	6491	1771848	60779
25931	Manufacture of cutlery	164	143354	54440	52638	-	-	-	35812	464
25932	Manufacture of knives and cutting blades, hand tools, non-power-driven agricultural hand tools, saws and saw blades for machines or for mechanical appliances	13,672	4020411	1708094	1224622	18540	3100	5396	1010847	49813
25933	Manufacture of padlocks, locks, keys, hinges and the like, hardware for buildings, furniture, vehicles etc.	813	682650	304506	145760	700	-	245	226709	4730
25934	Manufacture of other tools of such nature n.e.c.	985	812377	237066	70208	-	-	850	498480	5773
2599	Manufacture of other fabricated metal products n.e.c.	7,831	13449977	8172619	4428827	3600	628	12643	770227	61433
25991	Manufacture of cans, drums, buckets, boxes, tins and cans for food products, metal cable, plaited bands and similar articles,	4,748	7250270	4103579	2924952	3600	544	10593	189522	17480
25992	Manufacture of uninsulated metal cable or insulated cable not capable of being used as a conductor of electricity, articles made of wire etc.	143	235260	147120	85620	-	-	-	2460	60

Indsutry Major Groups		No. of reporting manufacturing units	Total value of production (at producer prices)	Receipts from Main Production Activities				Net Receipts from sale of goods (purchased for re-sale)	Receipts from other Industrial Activities	
				Value of Products	Value of Sales of finished/ semi finished goods	Value of goods produced and consumed by household/ establishments	Value of fixed assets produced for own use		Receipts from other activities	Other Receipts including sales of scrap etc.
1	2	3	4	5	6	7	8	9	10	11
25993	Manufacture of screw machine products, nails and pins, bolts, screws, nuts, springs, chains etc.	798	1360036	898618	113762	-	-	-	318168	29488
25994	Manufacture of metal household articles	1,998	4455371	2966278	1214925	-	84	2050	258925	13109
25995	Manufacture of metal goods for office use, except furniture	36	1152	-	-	-	-	-	1152	-
25996	Manufacture of safes, strongboxes, armoured doors etc.	36	108144	57024	50400	-	-	-	-	720
25997	Manufacture of various metal articles	72	39744	-	39168	-	-	-	-	576
26	Manufacture of computer, electronic and optical products	88	41972	13706	2226	-	-	-	26040	-
261	Manufacture of electronic components and boards	14	5880	-	-	-	-	-	5880	-
2610	Manufacture of electronic components and boards	14	5880	-	-	-	-	-	5880	-
26101	Manufacture of capacitors, electronic, resistors, electronic, microprocessors, bare printed circuit boards, electron tubes, electronic connectors, integrated circuits	14	5880	-	-	-	-	-	5880	-
264	Manufacture of consumer electronics	11	12320	12320	-	-	-	-	-	-
2640	Manufacture of consumer electronics	11	12320	12320	-	-	-	-	-	-
26404	Manufacture of radio receivers, speaker systems, amplifiers for musical instruments and public address systems	11	12320	12320	-	-	-	-	-	-
265	Manufacture of measuring, testing, navigating and control equipment; watches and clocks	28	20160	-	-	-	-	-	20160	-
2652	Manufacture of watches and clocks	28	20160	-	-	-	-	-	20160	-
26521	Manufacture of watches and clocks, watch and clock cases, components for clocks and watches	28	20160	-	-	-	-	-	20160	-
267	Manufacture of optical instruments and photographic equipment	35	3612	1386	2226	-	-	-	-	-
2670	Manufacture of optical instruments and photographic equipment	35	3612	1386	2226	-	-	-	-	-
26705	Manufacture of film cameras and digital cameras	35	3612	1386	2226	-	-	-	-	-
27	Manufacture of electrical equipment	2299	2860297	1786969	569189	1343	-	540	466587	35669
271	Manufacture of electric motors, generators, transformers and electricity distribution and control apparatus	765	797314	448414	206280	1301	-	540	139099	1680
2710	Manufacture of electric motors, generators, transformers and electricity distribution and control apparatus	765	797314	448414	206280	1301	-	540	139099	1680
27101	Manufacture of distribution electric / arc-welding transformers / substation transformers for electric power distribution	11	18040	-	-	-	-	-	18040	-
27102	Manufacture of transmission and distribution voltage regulators / electric motors / power generators / prime mover generator sets / armatures etc.	54	190208	186400	3808	-	-	-	-	-

Indsutry Major Groups		No. of reporting manufacturing units	Total value of production (at producer prices)	Receipts from Main Production Activities				Net Receipts from sale of goods (purchased for re-sale)	Receipts from other Industrial Activities	
				Value of Products	Value of Sales of finished/ semi finished goods	Value of goods produced and consumed by household/ establishments	Value of fixed assets produced for own use		Receipts from other activities	Other Receipts including sales of scrap etc.
1	2	3	4	5	6	7	8	9	10	11
27103	Manufacture of power circuit breakers / surge suppressors / control panels for electric power distribution / electrical relays etc.	432	86890	8400	12152	1301	-	-	63357	1680
27104	Manufacture of duct for electrical switchboard apparatus / electric fuses / power switching equipment / electric power switches	126	424074	229134	187920	-	-	540	6480	-
27109	Others (Manufacture of electric motors, generators, transformers and electricity distribution and control apparatus)	142	78102	24480	2400	-	-	-	51222	-
273	Manufacture of wiring and wiring devices	623	1166027	856743	176400	-	-	-	129669	3216
2732	Manufacture of other electronic and electric wires and cables	224	1013159	833943	176400	-	-	-	-	2816
27320	Manufacture of insulated wire and cable, made of steel, copper, aluminium	224	1013159	833943	176400	-	-	-	-	2816
2733	Manufacture of wiring devices	399	152868	22799	-	-	-	-	129669	400
27331	Manufacture of bus bars, electrical conductors, GFCI (ground fault circuit interrupters), lamp holders, coils, switches/ boxes for electrical wiring, electrical outlets and sockets, electrical conduit and fitting etc.	333	141180	22799	-	-	-	-	117981	400
27333	Manufacture of plastic non current-carrying wiring devices including plastic junction boxes, face plates, and similar, plastic pole line fittings etc.	66	11688	-	-	-	-	-	11688	-
274	Manufacture of electric lighting equipment	177	87665	9200	-	-	-	-	78407	58
2740	Manufacture of electric lighting equipment	177	87665	9200	-	-	-	-	78407	58
27401	Manufacture of lamps, fixtures and bulbs, ceiling lighting fixtures, chandeliers, table lamps, flashlights, electric insect lamps, lanterns, spotlights etc.	177	87665	9200	-	-	-	-	78407	58
275	Manufacture of domestic appliances	76	49691	49432	-	42	-	-	140	77
2750	Manufacture of domestic appliances	76	49691	49432	-	42	-	-	140	77
27501	Manufacture of domestic electric appliances (see description for detail)	60	31694	31512	-	42	-	-	140	-
27503	Manufacture of domestic non-electric cooking and heating equipment	16	17997	17920	-	-	-	-	-	77
279	Manufacture of other electrical equipment	658	759600	423181	186509	-	-	-	119272	30638
2790	Manufacture of other electrical equipment	658	759600	423181	186509	-	-	-	119272	30638
27902	Manufacture of uninterruptible power supplies (UPS), power supplies	556	638220	372781	186509	-	-	-	77392	1538
27905	Manufacture of electrical welding and soldering equipment, including hand-held soldering irons	60	70980	-	-	-	-	-	41880	29100
27909	Manufacture of other electrical equipment n.e.c.	42	50400	50400	-	-	-	-	-	-
28	Manufacture of machinery and equipment n.e.c.	4144	3313251	1832418	718928	1261	13962	2927	721904	21851
281	Manufacture of general-purpose machinery	1,062	691924	250289	141887	30	13400	45	282934	3340

Indsutry Major Groups		No. of reporting manufacturing units	Total value of production (at producer prices)	Receipts from Main Production Activities				Net Receipts from sale of goods (purchased for re-sale)	Receipts from other Industrial Activities	
				Value of Products	Value of Sales of finished/ semi finished goods	Value of goods produced and consumed by household/ establishments	Value of fixed assets produced for own use		Receipts from other activities	Other Receipts including sales of scrap etc.
1	2	3	4	5	6	7	8	9	10	11
2811	Manufacture of engines and turbines, except aircraft, vehicle and cycle engines	638	327286	115095	79215	-	13400	-	116236	3340
28112	Manufacture of turbines and parts thereof, boiler-turbine sets, turbine-generator sets etc.	638	327286	115095	79215	-	13400	-	116236	3340
2813	Manufacture of other pumps, compressors, taps and valves	118	170720	84640	50800	-	-	-	35280	-
28131	Manufacture of air or vacuum pumps, air or other gas compressors	108	69120	33840	-	-	-	-	35280	-
28134	Manufacture of industrial taps and valves, including regulating valves and intake taps, sanitary taps and valves, heating taps and valves, hand pumps etc.	10	101600	50800	50800	-	-	-	-	-
2814	Manufacture of bearings, gears, gearing and driving elements	28	20160	-	-	-	-	-	20160	-
28143	Manufacture of gears, gearing and gear boxes and other speed changers, clutches & shaft couplings, flywheels & pulleys, power transmission chain etc.	28	20160	-	-	-	-	-	20160	-
2815	Manufacture of ovens, furnaces and furnace burners	105	52500	-	-	-	-	-	52500	-
28152	Manufacture of permanent mount electric heaters, non-electric household heating equipment etc.	105	52500	-	-	-	-	-	52500	-
2818	Manufacture of power-driven hand tools	46	4625	3612	-	30	-	45	938	-
28180	Manufacture of hand tools, with self-contained electric or non-electric motor or pneumatic drive (see note for detail)	46	4625	3612	-	30	-	45	938	-
2819	Manufacture of other general-purpose machinery	127	116634	46942	11872	-	-	-	57820	-
28191	Manufacture of industrial refrigerating or freezing equipment, air-conditioning machines, non-domestic fans etc.	28	17920	-	-	-	-	-	17920	-
28193	Manufacture of filtering or purifying machinery and apparatus for liquids, equipment for projecting, dispersing or spraying liquids or powders	60	53770	35070	-	-	-	-	18700	-
28199	Manufacture of other general-purpose machinery n.e.c.	39	44944	11872	11872	-	-	-	21200	-
282	Manufacture of special-purpose machinery	3,082	2621327	1582130	577041	1231	562	2882	438970	18511
2821	Manufacture of agricultural and forestry machinery	1,440	849606	448825	276206	583	562	2369	108643	12418
28211	Manufacture of tractors used in agriculture and forestry	50	24000	24000	-	-	-	-	-	-
28214	Manufacture of agricultural machinery for soil preparation, planting or fertilizing	617	317165	173710	101946	583	492	2369	36443	1622
28215	Manufacture of harvesting or threshing machinery	489	243594	103768	81860	-	70	-	52236	5660
28217	Manufacture of spraying machinery for agricultural use	168	8251	4507	-	-	-	-	3744	-
28219	Manufacture of diverse agricultural machinery n.e.c.	116	256596	142840	92400	-	-	-	16220	5136
2822	Manufacture of metal-forming machinery and machine tools	677	343292	162205	42596	648	-	513	135547	1783

Indsutry Major Groups		No. of reporting manufacturing units	Total value of production (at producer prices)	Receipts from Main Production Activities				Net Receipts from sale of goods (purchased for re-sale)	Receipts from other Industrial Activities	
				Value of Products	Value of Sales of funishid/ semi finished goods	Value of goods producted and consumed by household/ establishments	Value of fixed assets produced for own use		Receipts from other activities	Other Receipts including sales of scrape etc.
1	2	3	4	5	6	7	8	9	10	11
28222	Manufacture of machine tools for turning, drilling, milling, shaping, planning, boring, grinding etc.	147	44882	5006	4284	-	-	-	35592	-
28224	Manufacture of punch presses, hydraulic presses, hydraulic brakes, drop hammers, forging machines etc.	35	94500	94500	-	-	-	-	-	-
28227	Manufacture of parts and accessories for the machine tools listed above	495	203909	62698	38312	648	-	513	99955	1783
2823	Manufacture of machinery for metallurgy	3	3480	-	-	-	-	-	3360	120
28232	Manufacture of metal-rolling mills and rolls for such mills	3	3480	-	-	-	-	-	3360	120
2825	Manufacture of machinery for food, beverage and tobacco processing	20	28800	-	-	-	-	-	28800	-
28256	Manufacture of machinery for the extraction or preparation of animal or vegetable fats or oils	20	28800	-	-	-	-	-	28800	-
2826	Manufacture of machinery for textile, apparel and leather production	917	1380149	971100	258240	-	-	-	147620	3190
28262	Manufacture of auxiliary machines or equipment for textile machinery	850	1348193	971100	258240	-	-	-	115904	2950
28264	Manufacture of machinery for fabric processing	18	16560	-	-	-	-	-	16560	-
28266	Manufacture of sewing machines	49	15396	-	-	-	-	-	15156	240
2829	Manufacture of other special-purpose machinery	25	16000	-	-	-	-	-	15000	1000
28296	Manufacture of diverse special-purpose machinery and equipment	25	16000	-	-	-	-	-	15000	1000
29	Manufacture of motor vehicles, trailers and semi-trailers	4994	7033057	2731806	1979504	280	-	425	2258737	62305
291	Manufacture of motor vehicles	134	117652	-	-	-	-	-	117652	-
2910	Manufacture of motor vehicles	134	117652	-	-	-	-	-	117652	-
29103	Manufacture of other motor vehicles	134	117652	-	-	-	-	-	117652	-
292	Manufacture of bodies (coachwork) for motor vehicles; manufacture of trailers and semi-trailers	670	3435867	1711978	1579952	-	-	-	107631	36306
2920	Manufacture of bodies (coachwork) for motor vehicles; manufacture of trailers and semi-trailers	670	3435867	1711978	1579952	-	-	-	107631	36306
29201	Manufacture of bodies, including cabs for motor vehicles and outfitting of all types	274	2097455	1104166	956880	-	-	-	32329	4080
29202	Manufacture of trailers and semi-trailers	187	666984	323680	299936	-	-	-	34942	8426
29203	Manufacture of containers for carriage by one or more modes of transport	209	671428	284132	323136	-	-	-	40360	23800
293	Manufacture of parts and accessories for motor vehicles	4,100	3413442	1002512	367572	280	-	425	2019414	23239
2930	Manufacture of parts and accessories for motor vehicles	4,100	3413442	1002512	367572	280	-	425	2019414	23239
29301	Manufacture of diverse parts and accessories for motor vehicles	1,464	917512	222480	11120	-	-	-	682064	1848
29302	Manufacture of parts & accessories of bodies for motor vehicles, car seats etc.	2,572	2459194	780032	356452	280	-	425	1301510	20495
29303	Manufacture of motor vehicle electrical equipment	64	36736	-	-	-	-	-	35840	896

Indsutry Major Groups		No. of reporting manufacturing units	Total value of production (at producer prices)	Receipts from Main Production Activities				Net Receipts from sale of goods (purchased for re-sale)	Receipts from other Industrial Activities	
				Value of Products	Value of Sales of finished/ semi finished goods	Value of goods produced and consumed by household/ establishments	Value of fixed assets produced for own use		Receipts from other activities	Other Receipts including sales of scrap etc.
1	2	3	4	5	6	7	8	9	10	11
299		90	66096	17316	31980	-	-	-	14040	2760
2991		60	34800	9720	15360	-	-	-	7440	2280
29913		60	34800	9720	15360	-	-	-	7440	2280
2992		30	31296	7596	16620	-	-	-	6600	480
29923		30	31296	7596	16620	-	-	-	6600	480
30	Manufacture of other transport equipment	1805	2817510	2093376	342418	15120	-	665	335129	30802
309	Manufacture of transport equipment n.e.c.	1,805	2817510	2093376	342418	15120	-	665	335129	30802
3091	Manufacture of motorcycles	1,147	1803367	1510102	112694	-	-	280	162905	17386
30911	Manufacture of motorcycles, mopeds and cycles fitted with an auxiliary engine, engines for motorcycles, sidecars etc.	273	466310	462446	-	-	-	-	-	3864
30912	Manufacture of parts and accessories for motorcycles	874	1337056	1047655	112694	-	-	280	162905	13522
3092	Manufacture of bicycles and invalid carriages	237	250850	46570	11340	15120	-	280	166292	11248
30921	Manufacture of non-motorized bicycles and other cycles, parts and accessories of bicycles etc.	113	120062	44050	11340	15120	-	-	48672	880
30922	Manufacture of invalid carriages, their parts & accessories, baby carriages etc.	124	130788	2520	-	-	-	280	117620	10368
3099	Manufacture of other transport equipment n.e.c.	421	763293	536704	218384	-	-	105	5932	2168
30991	Manufacture of hand-propelled vehicles: luggage trucks, handcarts, sledges, shopping carts etc.	250	406148	331184	71244	-	-	-	3120	600
30992	Manufacture of vehicles drawn by animals: sulkies, donkey-carts, hearses etc.	171	357145	205520	147140	-	-	105	2812	1568
31	Manufacture of furniture	33901	51690602	27136361	19083076	65497	6706	50469	5104311	244182
310	Manufacture of furniture	33,901	51690602	27136361	19083076	65497	6706	50469	5104311	244182
3100	Manufacture of furniture	33,901	51690602	27136361	19083076	65497	6706	50469	5104311	244182
31001	Manufacture of chairs and seats, sofas, sofa beds and sofa sets	26,518	41427840	22247747	15228544	65421	4506	27699	3685223	168699
31002	Manufacture of special furniture for shops: counters, display cases, shelves etc., for churches, schools, restaurants	191	134864	66780	58911	-	-	-	8408	766
31003	Manufacture of office furniture	127	314459	145160	60072	-	-	22650	86180	397
31004	Manufacture of kitchen furniture, furniture for bedrooms etc., cabinets	4,982	8090310	4074765	3418088	-	2200	120	563093	32043
31005	Manufacture of laboratory benches, stools and other laboratory seating, laboratory furniture (e.g. cabinets and tables)	439	385628	18760	9240	-	-	-	318428	39200
31009	Manufacture of other furniture n.e.c.	1,644	1337502	583150	308221	76	-	-	442978	3077
32	Other manufacturing	32253	62910038	37663970	18674441	74274	1200	179627	6149548	166978
321	Manufacture of jewellery, bijouterie and related articles	13,672	57942679	35974178	18233051	73949	1200	178198	3321486	160618
3211	Manufacture of jewellery and related articles	12,915	57892004	35961363	18229640	73898	1200	178198	3287101	160604

Indsutry Major Groups		No. of reporting manufacturing units	Total value of production (at producer prices)	Receipts from Main Production Activities				Net Receipts from sale of goods (purchased for re-sale)	Receipts from other Industrial Activities	
				Value of Products	Value of Sales of finished/ semi finished goods	Value of goods produced and consumed by household/ establishments	Value of fixed assets produced for own use		Receipts from other activities	Other Receipts including sales of scrap etc.
1	2	3	4	5	6	7	8	9	10	11
32111	Production of worked pearls	60	25400	5400	-	-	-	-	20000	-
32112	Production of precious and semi-precious stones / diamonds in the worked state	105	1058225	1001700	53900	-	-	525	2100	-
32113	Manufacture of jewellery, goldsmiths' articles	12,544	55803470	34265755	17875932	73548	1200	177673	3248758	160604
32114	Manufacture of precious metal watch bands, wristbands, watch straps and cigarette cases etc.	206	1004909	688508	299808	350	-	-	16243	-
3212	Manufacture of imitation jewellery and related articles	757	50675	12815	3411	51	-	-	34384	14
32121	Manufacture of costume or imitation jewellery	757	50675	12815	3411	51	-	-	34384	14
322	Manufacture of musical instruments	297	203545	92950	37100	-	-	-	73496	-
3220	Manufacture of musical instruments	297	203545	92950	37100	-	-	-	73496	-
32202	Manufacture of musical instruments, the sound of which is produced electronically, musical boxes, fairground organs, calliopes etc., instrument parts and accessories	35	25200	-	-	-	-	-	25200	-
32209	Manufacture of other musical instruments n.e.c.	262	178345	92950	37100	-	-	-	48296	-
323	Manufacture of sports goods	11,729	1495570	500936	147750	-	-	-	842607	4276
3230	Manufacture of sports goods	11,729	1495570	500936	147750	-	-	-	842607	4276
32301	Manufacture of foot balls	11,217	1001690	253998	-	-	-	-	744416	3276
32302	Manufacture of rackets, bats	125	282500	133750	147750	-	-	-	-	1000
32309	Manufacture of other articles and equipment for sports, outdoor and indoor games, of any material n.e.c.	387	211380	113188	-	-	-	-	98191	-
324	Manufacture of games and toys	466	229364	96059	66402	-	-	191	66628	84
3240	Manufacture of games and toys	466	229364	96059	66402	-	-	191	66628	84
32401	Manufacture of dolls and doll garments, parts and accessories, action figures, toy animals, musical instruments,	241	79109	14742	42966	-	-	-	21400	-
32402	Manufacture of playing cards, games, chess etc.,	3	2352	-	-	-	-	-	2352	-
32403	Manufacture of coin-operated games, billiards, special tables for games, etc.	21	12625	4645	7560	-	-	-	336	84
32409	Manufacture of other games and toys n.e.c.	201	135278	76671	15876	-	-	191	42540	-
325	Manufacture of medical and dental instruments and supplies	2,889	2621941	684448	158192	-	-	1238	1776202	1860
3250	Manufacture of medical and dental instruments and supplies	2,889	2621941	684448	158192	-	-	1238	1776202	1860
32501	Manufacture of surgical drapes and sterile string and tissue	1,758	1464854	271560	101900	-	-	-	1091394	-
32502	Manufacture of dental fillings and cements (except denture adhesives), dental wax and other dental plaster preparations	83	118326	100096	16992	-	-	1238	-	-
32505	Manufacture of medical, surgical, dental or veterinary furniture	206	98641	-	-	-	-	-	96781	1860

Indsutry Major Groups		No. of reporting manufacturing units	Total value of production (at producer prices)	Receipts from Main Production Activities				Net Receipts from sale of goods (purchased for re-sale)	Receipts from other Industrial Activities	
				Value of Products	Value of Sales of finished/ semi finished goods	Value of goods produced and consumed by household/ establishments	Value of fixed assets produced for own use		Receipts from other activities	Other Receipts including sales of scrap etc.
1	2	3	4	5	6	7	8	9	10	11
32506	Manufacture of dental instruments (including dentists' chairs incorporating dental equipment), orthopaedic and prosthetic devices	605	657064	150044	-	-	-	-	507020	-
32507	Manufacture of bone plates and screws, syringes, needles, catheters, cannulae, etc., artificial teeth, bridges, etc., medical thermometers, bone reconstruction cements	26	102600	77700	24900	-	-	-	-	-
32508	Manufacture of ophthalmic goods, eyeglasses, sunglasses, lenses ground to prescription, contact lenses, safety goggles	15	29760	12960	14400	-	-	-	2400	-
32509	Manufacture of other medical and dental instruments and supplies n.e.c.	196	150695	72088	-	-	-	-	78607	-
329	Other manufacturing n.e.c.	3,200	416939	315399	31945	325	-	-	69130	140
3290	Other manufacturing n.e.c.	3,200	416939	315399	31945	325	-	-	69130	140
32901	Manufacture of protective safety equipment	36	-	-	-	-	-	-	-	-
32902	Manufacture of brooms and brushes, including brushes constituting parts of machines, shoe and clothes brushes,	1,413	368299	269122	30401	47	-	-	68590	140
32903	Manufacture of pens and pencils of all kinds whether or not mechanical, pencil leads, stamps etc.	1,701	46156	45305	32	278	-	-	540	-
32909	Others manufacturing n.e.c.	50	2484	972	1512	-	-	-	-	-
33	Repair and installation of machinery and equipment	6731	3150356	373440	153767	880	-	6110	2563512	52646
331	Repair of fabricated metal products, machinery and equipment	6,556	3079376	373440	153767	880	-	6110	2499112	46066
3312	Repair of machinery	1,210	532411	14798	10368	-	-	-6893	510069	4069
33127	Repair and maintenance of miscellaneous machinery	944	344244	14798	10368	-	-	-	315009	4069
33128	Repair and maintenance of weighing equipment, vending machines, photocopy machines, calculators, typewriters etc.	131	161435	-	-	-	-	1747	159688	-
33129	Repair of other machinery n.e.c.	135	26732	-	-	-	-	-8640	35372	-
3313	Repair of electronic and optical equipment	381	134391	-	-	-	-	3387	130140	864
33131	Repair and maintenance of the measuring, testing, navigating and control equipment of group 265	345	124167	-	-	-	-	3387	120780	-
33132	Repair and maintenance of irradiation, electro-medical and electrotherapeutic equipment of class 2660	36	10224	-	-	-	-	-	9360	864
3314	Repair of electrical equipment	3,885	2023276	350324	133466	880	-	6198	1496903	35505
33141	Repair and maintenance of power, distribution, and specialty transformers	146	272949	230140	4736	-	-	-	38073	-
33142	Repair and maintenance of electric motors, generators etc	3,100	1512988	119032	128730	880	-	3544	1228049	32753

Indsutry Major Groups		No. of reporting manufacturing units	Total value of production (at producer prices)	Receipts from Main Production Activities				Net Receipts from sale of goods (purchased for re-sale)	Receipts from other Industrial Activities	
				Value of Products	Value of Sales of funishid/ semi finished goods	Value of goods produced and consumed by household/ establishments	Value of fixed assets produced for own use		Receipts from other activities	Other Receipts including sales of scrape etc.
PSIC Code	Description									
1	2	3	4	5	6	7	8	9	10	11
33143	Repair and maintenance of switchgear and switchboard apparatus, relays and industrial controls, electric lighting equipment, primary and storage batteries etc.	573	226554	1152	-	-	-	2654	220188	2560
33144	Repair and maintenance of current-carrying wiring devices and non current-carrying wiring devices for wiring electrical circuits etc.	66	10786	-	-	-	-	-	10594	192
3315	Repair of transport equipment, except motor vehicles	549	310576	6720	6720	-	-	3418	288090	5628
33153	Repair and maintenance of locomotives and railroad cars (except factory rebuilding or factory conversion)	478	285664	-	-	-	-	3418	277470	4776
33155	Repair of animal drawn buggies and wagons	71	24912	6720	6720	-	-	-	10620	852
3319	Repair of other equipment	531	78722	1599	3213	-	-	-	73910	-
33193	Restoring of organs and other historical musical instruments	36	5856	-	-	-	-	-	5856	-
33199	Repair of other equipment n.e.c.	495	72865	1599	3213	-	-	-	68054	-
332	Installation of industrial machinery and equipment	175	70980	-	-	-	-	-	64400	6580
3320	Installation of industrial machinery and equipment	175	70980	-	-	-	-	-	64400	6580
33201	Installation of industrial machinery in industrial plant and industrial process control equipment	175	70980	-	-	-	-	-	64400	6580
RURAL		195189	258728558	158639713	76520153	465896	77512	615378	20982519	1427386
10	Manufacture of food products	23048	52255930	33817027	13796131	156573	36546	174242	3984757	290654
101	Processing and preserving of meat	111	282083	161037	120789	257	-	-	-	-
1010	Processing and preserving of meat	111	282083	161037	120789	257	-	-	-	-
10103	Production of dried, salted or smoked meat	43	58842	36621	22221	-	-	-	-	-
10104	Production of meat products	43	176441	77616	98568	257	-	-	-	-
10109	Others (Processing and Preserving of meat)	25	46800	46800	-	-	-	-	-	-
103	Processing and preserving of fruit and vegetables	168	147686	77511	60126	-	109	-	9940	-
1030	Processing and preserving of fruit and vegetables	168	147686	77511	60126	-	109	-	9940	-
10301	Manufacture of food consisting chiefly of fruit or vegetables/ manufacture of perishable prepared foods of fruit and vegetables, such as: Salads, peeled or cut vegetables, tofu (bean curd)	35	51450	51450	-	-	-	-	-	-
10303	Manufacture of fruit or vegetable food products	8	3072	1536	1536	-	-	-	-	-
10304	Manufacture of fruit or vegetable juices/ concentrates	70	67834	24525	43200	-	109	-	-	-
10307	Roasting of nuts/ manufacture of nut foods and pastes	55	25330	-	15390	-	-	-	9940	-
104	Manufacture of vegetable and animal oils and fats	1,219	2684743	1977691	473882	3755	268	2350	183746	43050
1040	Manufacture of vegetable and animal oils and fats	1,219	2684743	1977691	473882	3755	268	2350	183746	43050
10401	Manufacture of crude / refined vegetable oils and their processing	416	993616	820688	104342	247	132	1850	35318	31038

Indsutry Major Groups		No. of reporting manufacturing units	Total value of production (at producer prices)	Receipts from Main Production Activities				Net Receipts from sale of goods (purchased for re-sale)	Receipts from other Industrial Activities	
				Value of Products	Value of Sales of funishid/ semi finished goods	Value of goods produced and consumed by household/ establishments	Value of fixed assets produced for own use		Receipts from other activities	Other Receipts including sales of scrape etc.
1	2	3	4	5	6	7	8	9	10	11
10402	Manufacture of non-defatted flour or meal of oilseeds, oil nuts or oil kernels	93	54503	6578	208	21	-	-	46656	1040
10404	Manufacture of non-edible animal oils and fats/ extraction of fish and marine mammal oils	30	61582	30701	30600	101	-	-	180	-
10405	Production of cotton linters	26	1872	-	-	-	-	-	1872	-
10406	Production of oilcakes and other residual products of oil production	480	1135305	733892	304052	1614	136	-	85380	10232
10409	Others (Manufacture of vegetable and animal oils and fats)	174	437865	385832	34680	1773	-	500	14340	740
105	Manufacture of dairy products	2,309	5150009	3921059	999216	13395	3948	126272	81929	4189
1050	Manufacture of dairy products	2,309	5150009	3921059	999216	13395	3948	126272	81929	4189
10501	Manufacture of fresh liquid milk, pasteurized, sterilized, homogenized and/or ultra heat treated/ manufacture of milk-based drinks	18	50384	48600	1405	133	6	240	-	-
10502	Manufacture of cream from fresh liquid milk	75	44052	-	-	612	-	-	43440	-
10504	Manufacture of butter/ cheese etc.	224	339554	212061	123200	3183	475	462	-	173
10505	Manufacture of yoghurt	1,028	1921549	1087886	687544	8538	1193	123914	12474	-
10506	Manufacture of ice cream and other edible ice/ Manufacture of milk or cream in solid form	757	2306420	2149979	122587	553	2150	1656	26015	3480
10509	Others (Manufacture of dairy products)	207	488051	422533	64480	377	124	-	-	537
106	Manufacture of grain mill products, starches and starch products	10,171	10856614	5969854	1168783	78426	18869	7117	3403839	209727
1061	Manufacture of grain mill products	10,011	10599898	5760762	1126786	75572	18728	7057	3402459	208535
10611	Grain milling	8,090	7269663	3449554	371840	58568	10410	5807	3183326	190158
10612	Rice milling	143	163950	112780	-	-	-	1250	48960	960
10613	Vegetable milling	15	17574	5214	7110	-	-	-	5250	-
10614	Manufacture of cereal breakfast foods	29	16710	16430	-	216	-	-	16	48
10615	Manufacture of flour mixes and prepared blended flour and dough for bread, cakes, biscuits or pancakes	1,381	2919851	2025790	708240	15941	8228	-	145451	16201
10619	Others (Manufacture of grain mill products).	353	212150	150993	39595	846	90	-	19456	1169
1062	Manufacture of starches and starch products	160	256716	209092	41998	2854	140	60	1380	1192
10621	Manufacture of starches from rice, potatoes, maize etc.	130	248394	204627	39886	2854	127	60	-	840
10625	Manufacture of corn oil	30	8322	4465	2112	-	13	-	1380	352
107	Manufacture of other food products	9,070	33134795	21709876	10973335	60739	13353	38502	305303	33687
1071	Manufacture of bakery products	7,137	26508961	18471640	7724525	52060	12329	34341	182568	31497
10711	Manufacture of bread and rolls	1,040	4426125	3923623	411129	17639	912	-	66160	6662
10712	Manufacture of fresh/ preserved pastry, cakes, pies, tarts etc.	632	2424302	1509789	864332	1546	1924	1522	44680	509
10713	Manufacture of rusks, biscuits and other "dry" bakery products/ snack products	1,921	6478921	5165546	1247891	8978	4685	3925	36642	11254

Indsutry Major Groups		No. of reporting manufacturing units	Total value of production (at producer prices)	Receipts from Main Production Activities				Net Receipts from sale of goods (purchased for re-sale)	Receipts from other Industrial Activities	
				Value of Products	Value of Sales of finished/ semi finished goods	Value of goods produced and consumed by household/ establishments	Value of fixed assets produced for own use		Receipts from other activities	Other Receipts including sales of scrap etc.
1	2	3	4	5	6	7	8	9	10	11
10719	Others (Manufacture of bakery products)	3,544	13179613	7872681	5201173	23898	4808	28894	35087	13072
1072	Manufacture of sugar	127	111272	69610	39120	1942	-	-	-	600
10721	Manufacture or refining of sugar and sugar substitutes from the juice of cane, beet, maple and palm etc.	115	101960	65050	34560	1750	-	-	-	600
10722	Manufacture of sugar syrups	12	9312	4560	4560	192	-	-	-	-
1073	Manufacture of cocoa, chocolate and sugar confectionery	162	491013	422500	61672	45	-	930	4960	906
10732	Manufacture of chocolate & chocolate confectionery, sugar confectionery etc.	123	120387	58900	55552	45	-	930	4960	-
10734	Preserving in sugar of fruit, nuts, fruit peels and other parts of plants	39	370626	363600	6120	-	-	-	-	906
1074	Manufacture of macaroni, noodles, couscous and similar farinaceous products	34	15667	15667	-	-	-	-	-	-
10741	Manufacture of pastas such as macaroni and noodles etc.	34	15667	15667	-	-	-	-	-	-
1075	Manufacture of prepared meals and dishes	778	4913890	2034465	2776515	4220	1024	1881	95784	-
10751	Manufacture of meat or poultry dishes	428	3646850	1397440	2181730	3100	840	1881	61860	-
10752	Manufacture of fish dishes, including fish and chips	23	133474	66737	66737	-	-	-	-	-
10753	Manufacture of prepared dishes of vegetables	112	423558	210099	189939	320	-	-	23200	-
10759	Others (Manufacture of prepared meals and dishes)	215	710008	360190	338110	800	184	-	10724	-
1079	Manufacture of other food products n.e.c.	832	1093993	695994	371502	2472	-	1350	21990	684
10792	Blending of tea and mate/ manufacture of extracts and preparations based on tea or maté	42	35462	15456	15456	-	-	350	4200	-
10795	Manufacture of perishable prepared foods, such as sandwiches, fresh pizza	326	357539	286753	67168	1458	-	-	2160	-
10796	Manufacture of spices, sauces and condiments	121	124587	59918	52591	183	-	1080	10382	432
10797	Manufacture of herb infusions (mint, vervain, chamomile etc.)/ manufacture of extracts and juices of meat, fish, crustaceans or molluscs	17	2448	-	-	-	-	-	2448	-
10798	Processing of salt into food-grade salt, e.g. iodized salt	110	156624	95904	60480	240	-	-	-	-
10799	Others (Manufacture of food products)	216	417333	237962	175808	590	-	-80	2800	252
11	Manufacture of beverages	620	464550	273552	187456	2092	-	-	1360	90
110	Manufacture of beverages	620	464550	273552	187456	2092	-	-	1360	90
1104	Manufacture of soft drinks; production of mineral waters and other bottled waters	620	464550	273552	187456	2092	-	-	1360	90
11041	Manufacture of non-alcoholic beverages	20	8720	3144	4168	48	-	-	1360	-
11043	Manufacture of soft drinks like lemonade, orangeade, cola, fruit drinks, tonic waters etc.	600	455830	270408	183288	2044	-	-	-	90

Indsutry Major Groups		No. of reporting manufacturing units	Total value of production (at producer prices)	Receipts from Main Production Activities				Net Receipts from sale of goods (purchased for re-sale)	Receipts from other Industrial Activities	
				Value of Products	Value of Sales of funishid/ semi finished goods	Value of goods produced and consumed by household/ establishments	Value of fixed assets produced for own use		Receipts from other activities	Other Receipts including sales of scrape etc.
1	2	3	4	5	6	7	8	9	10	11
12	Manufacture of tobacco products	1081	1405062	1186268	194293	14204	671	880	-	8746
120	Manufacture of tobacco products	1,081	1405062	1186268	194293	14204	671	880	-	8746
1200	Manufacture of tobacco products	1,081	1405062	1186268	194293	14204	671	880	-	8746
12001	Manufacture of tobacco products and products of tobacco substitutes etc.	1,081	1405062	1186268	194293	14204	671	880	-	8746
13	Manufacture of textiles	68670	14922017	7186785	3388367	56639	7734	11893	4248190	22410
131	Spinning, weaving and finishing of textiles	1,818	5193712	3005544	1765720	230	-	408	417860	3950
1311	Preparation and spinning of textile fibres	425	996229	886484	65440	163	-	408	43254	480
13111	Preparatory operations on textile fibres	70	754740	754740	-	-	-	-	-	-
13112	Spinning and manufacture of yarn or thread	355	241489	131744	65440	163	-	408	43254	480
1312	Weaving of textiles	885	4157071	2119060	1700280	1	-	-	334580	3150
13121	Manufacture of broad woven cotton-type, woollen-type, worsted-type or silk-type fabrics	774	4041431	2117800	1700280	1	-	-	220200	3150
13129	Others (Weaving of textiles)	111	115640	1260	-	-	-	-	114380	-
1313	Finishing of textiles	508	40412	-	-	65	-	-	40026	320
13131	Bleaching and dyeing of textile fibres, yarns, fabrics and textile articles, including wearing apparel	400	9626	-	-	-	-	-	9626	-
13132	Dressing, drying, steaming, shrinking, mending, Sanforizing, mercerizing of textiles and textile articles, including wearing apparel	108	30786	-	-	65	-	-	30400	320
139	Manufacture of other textiles	66,852	9728305	4181241	1622647	56409	7734	11485	3830329	18460
1391	Manufacture of knitted and crocheted fabrics	401	1452796	731738	640800	-	-	-	79358	900
13910	Manufacture and processing of knitted or crocheted fabrics etc.	401	1452796	731738	640800	-	-	-	79358	900
1392	Manufacture of made-up textile articles, except apparel	4,269	1170830	517957	359703	3013	1481	6026	282488	163
13921	Manufacture, of made-up articles of any textile material	3,253	332004	123645	19506	1413	1373	-	186022	44
13922	Manufacture of made-up furnishing articles	928	300106	143112	130596	-	108	6026	20264	-
13929	Others (Manufacture of made-up textile articles, except apparel)	88	538721	251200	209600	1600	-	-	76202	119
1393	Manufacture of carpets and rugs	4,245	836339	401646	212673	376	411	73	219145	2016
13930	Manufacture of textile floor coverings like carpets, rugs and mats, tiles etc.	4,245	836339	401646	212673	376	411	73	219145	2016
1394	Manufacture of cordage, rope, twine and netting	1,055	275842	144755	95999	-	-	-	35088	-
13941	Manufacture of twine, cordage, rope and cables of textile fibres or strip or the like	445	168348	77405	81085	-	-	-	9858	-
13942	Manufacture of knotted netting of twine, cordage or rope including products of rope or netting	610	107494	67350	14914	-	-	-	25230	-
1399	Manufacture of other textiles n.e.c.	56,882	5992497	2385145	313472	53020	5842	5387	3214251	15381

Indsutry Major Groups		No. of reporting manufacturing units	Total value of production (at producer prices)	Receipts from Main Production Activities				Net Receipts from sale of goods (purchased for re-sale)	Receipts from other Industrial Activities	
				Value of Products	Value of Sales of funishid/ semi finished goods	Value of goods producted and consumed by household/ establishments	Value of fixed assets produced for own use		Receipts from other activities	Other Receipt including sales of scrape etc.
1	2	3	4	5	6	7	8	9	10	11
13991	Manufacture of labels, badges etc.	363	19472	-	-	-	-	-	19472	-
13992	Manufacture of tulles and other net fabrics, and of lace and embroidery/ ornamental trimmings	53,692	5705289	2376918	310880	52864	5842	5387	2938018	15381
13999	Others (Manufacture of other textiles)	2,827	267736	8227	2592	156	-	-	256761	-
14	Manufacture of wearing apparel	14164	4943069	1825474	1367516	20822	10080	1376	1715631	2170
141	Manufacture of wearing apparel, except fur apparel	11,922	4587845	1695243	1279494	20711	8093	1357	1580778	2170
1410	Manufacture of wearing apparel, except fur apparel	11,922	4587845	1695243	1279494	20711	8093	1357	1580778	2170
14101	Manufacture of wearing apparel made of leather or composition leather	30	38290	35850	-	-	-	-	2440	-
14102	Manufacture of other outerwear/ work wear	6,053	3706877	1299980	1055126	18168	7797	1187	1322450	2170
14103	Manufacture of underwear and nightwear	61	1543	901	641	-	-	-	-	-
14104	Manufacture of babies' garments, tracksuits and others etc.	150	167388	13008	8400	-	-	-	145980	-
14105	Manufacture of other clothing accessories such as gloves, belts, shawls, ties, cravats, hairnets etc./ hats and caps	5,494	636405	308344	215314	2543	296	-	109908	-
14109	Others (Manufacture of wearing apparel, except fur apparel)	134	37343	37160	13	-	-	170	-	-
143	Manufacture of knitted and crocheted apparel	2,242	355223	130231	88022	111	1987	19	134853	-
1430	Manufacture of knitted and crocheted apparel	2,242	355223	130231	88022	111	1987	19	134853	-
14301	Manufacture of knitted or crocheted wearing apparel and other made-up articles like pullovers, cardigans, jerseys, waistcoats and similar articles	2,143	353144	129340	87705	32	1987	19	134061	-
14309	Others (Manufacture of knitting and crocheted apparel)	99	2079	891	317	79	-	-	792	-
15	Manufacture of leather and related products	5479	6467282	3733611	2223939	11082	504	8889	486095	3163
151	Tanning and dressing of leather; manufacture of luggage, handbags, saddlery and harness; dressing and dyeing of fur	204	62532	45144	2156	-	4	140	15088	-
1511	Tanning and dressing of leather; dressing and dyeing of fur	58	13428	-	-	-	-	-	13428	-
15112	Scraping, shearing, plucking, currying, tanning, bleaching and dyeing of fur skins and hides with the hair on	35	12600	-	-	-	-	-	12600	-
15119	Others (Tanning and dressing of leather, dressing and dying of fur)	23	828	-	-	-	-	-	828	-
1512	Manufacture of luggage, handbags and the like, saddlery and harness	146	49104	45144	2156	-	4	140	1660	-
15121	Manufacture of luggage, handbags and the like, of leather, composition leather or any other material	115	44404	40984	2156	-	4	140	1120	-
15129	Others (Manufacture of luggage, handbags and the saddlery and harness)	31	4700	4160	-	-	-	-	540	-
152	Manufacture of footwear	5,275	6404750	3688468	2221782	11082	499	8749	471007	3163
1520	Manufacture of footwear	5,275	6404750	3688468	2221782	11082	499	8749	471007	3163
15201	Manufacture of footwear for all purposes, of any material, by any process	3,452	5682016	3135326	2205590	10010	499	8539	318897	3155

Indsutry Major Groups		No. of reporting manufacturing units	Total value of production (at producer prices)	Receipts from Main Production Activities				Net Receipts from sale of goods (purchased for re-sale)	Receipts from other Industrial Activities	
				Value of Products	Value of Sales of finished/ semi finished goods	Value of goods produced and consumed by household/ establishments	Value of fixed assets produced for own use		Receipts from other activities	Other Receipts including sales of scrap etc.
1	2	3	4	5	6	7	8	9	10	11
15202	Manufacture of leather parts of footwear etc.	585	528282	484986	15408	905	-	50	26926	8
15209	Others (Manufacture of footwear)	1,238	194452	68156	784	168	-	160	125184	-
16	Manufacture of wood and of products of wood and cork, except furniture, manufacture of articles of straw and plaiting materials	16751	19736615	11933325	5577716	13482	3098	12339	1918654	278002
161	Sawmilling and planning of wood	2,917	5680072	2895741	1684884	8069	-	3066	941036	147275
1610	Sawmilling and planning of wood	2,917	5680072	2895741	1684884	8069	-	3066	941036	147275
16101	Sawing, planning and machining of wood/ slicing, peeling or chipping logs	2,844	5617532	2846708	1677504	8059	-	3066	940100	142095
16103	Manufacture of unassembled wooden flooring/ wood wool, wood flour, chips, particles	48	47040	43680	-	-	-	-	-	3360
16109	Others (Manufacture of Sawmilling and planning of wood)	25	15500	5353	7380	10	-	-	936	1820
162	Manufacture of products of wood, cork, straw and plaiting materials	13,834	14056544	9037584	3892832	5413	3098	9273	977618	130727
1621	Manufacture of veneer sheets and wood-based panels	522	629348	412493	148048	368	2560	-	56895	8985
16211	Manufacture of veneer sheets	62	126028	91920	29272	368	-	-	4192	276
16212	Manufacture of plywood, veneer panels and similar laminated wood boards and sheets	49	35380	22560	11220	-	-	-	1600	-
16213	Manufacture of particle board and fibreboard/ densified wood etc.	15	2540	1270	1270	-	-	-	-	-
16219	Others (Manufacture of veneer sheets and wood-based panels)	396	465400	296743	106286	-	2560	-	51103	8709
1622	Manufacture of builders' carpentry and joinery	4,527	5258771	3690382	1223812	3239	-	452	286841	54045
16221	Manufacture of wooden goods intended to be used in the construction industry	2,793	3842889	2306704	1223812	3239	-	452	256457	52225
16222	Manufacture of prefabricated buildings, or elements thereof, predominantly of wood/ mobile homes / wood partitions etc.	1,734	1415882	1383678	-	-	-	-	30384	1820
1623	Manufacture of wooden containers	922	611988	542164	38500	14	-	2100	28847	364
16231	Manufacture of packing cases, boxes, crates, drums/ cable-drums etc. of wood	796	165376	96264	38328	-	-	2100	28407	276
16232	Manufacture of pallets, box pallets and other load boards of wood/ manufacture of barrels, vats, tubs and other coopers' products of wood	126	446613	445899	172	14	-	-	440	88
1629	Manufacture of other products of wood; manufacture of articles of cork, straw and plaiting materials	7,863	7556436	4392546	2482472	1792	538	6721	605034	67333
16291	Manufacture of various wood products (see detail in description)	3,990	5805101	3551288	1872430	1487	258	1535	349407	28696
16292	Natural cork processing, manufacture of agglomerated cork / articles of cork etc.	1,845	103190	19263	81243	48	-	-	2575	60
16299	Others(Manufacture of other products of wood, manufacture of articles of cork, straw and planting materials)	2,028	1648146	821995	528799	257	280	5186	253052	38578

Indsutry Major Groups		No. of reporting manufacturing units	Total value of production (at producer prices)	Receipts from Main Production Activities				Net Receipts from sale of goods (purchased for re-sale)	Receipts from other Industrial Activities	
				Value of Products	Value of Sales of finished/ semi finished goods	Value of goods produced and consumed by household/ establishments	Value of fixed assets produced for own use		Receipts from other activities	Other Receipts including sales of scrap etc.
1	2	3	4	5	6	7	8	9	10	11
17	Manufacture of paper and paper products	483	465024	219568	219960	-	-	-	25096	400
170	Manufacture of paper and paper products	483	465024	219568	219960	-	-	-	25096	400
1702	Manufacture of corrugated paper and paperboard and of containers of paper and paperboard	483	465024	219568	219960	-	-	-	25096	400
17021	Manufacture of corrugated paper and paperboard and their container etc.	59	13688	-	-	-	-	-	13688	-
17022	Manufacture of sacks, bags, office box files and similar articles of paper	424	451336	219568	219960	-	-	-	11408	400
18	Printing and reproduction of recorded media	1898	2644989	1311189	923953	218	1380	3092	397578	7579
181	Printing and service activities related to printing	1,898	2644989	1311189	923953	218	1380	3092	397578	7579
1811	Printing	1,385	2344850	1176444	816605	203	1380	2323	340317	7579
18111	Printing of newspapers, magazines and other periodicals	20	36000	18400	17600	-	-	-	-	-
18112	Printing of books and brochures, music and music manuscripts, maps, atlases, posters, advertising catalogues, prospectuses and other printed advertising,	1,050	1961874	924951	713618	203	-	-	315523	7579
18114	Printing of diaries, calendars, business forms and other commercial printed matter, personal stationery and other printed matter by letterpress, offset, photogravure, flexographic and other printing presses, duplication machines, computer printers, emboss	70	146822	119360	25760	-	1380	322	-	-
18115	Printing directly onto textiles, plastic, glass, metal, wood and ceramics (except silk-screen printing on textiles and wearing apparel)	125	69854	54221	115	-	-	-	15518	-
18119	Other printing n.e.c.	120	130301	59512	59512	-	-	2001	9276	-
1812	Service activities related to printing	513	300139	134746	107348	15	-	769	57261	-
18121	Binding of printed sheets	288	42328	9010	7075	15	-	279	25949	-
18122	Composition, typesetting, phototypesetting, pre-press data input including scanning and optical character recognition, electronic make-up	107	168782	73360	73080	-	-	490	21852	-
18124	Preparation of plates and dies	60	45601	24016	21585	-	-	-	-	-
18125	Design of printing products e.g. sketches, layouts, dummies etc.	15	5760	-	-	-	-	-	5760	-
18126	Other graphic activities such as die-sinking or die-stamping, Braille copying, embossing, varnishing and laminating, collating and inseting, creasing	19	27588	24040	1000	-	-	-	2548	-
18129	Other (Service activities related to printing)	24	10080	4320	4608	-	-	-	1152	-
20	Manufacture of chemicals and chemical products	82	1470060	756600	710400	360	-	-	-	2700
202	Manufacture of other chemical products	45	138060	135000	-	360	-	-	-	2700

Indsutry Major Groups		No. of reporting manufacturing units	Total value of production (at producer prices)	Receipts from Main Production Activities				Net Receipts from sale of goods (purchased for re-sale)	Receipts from other Industrial Activities	
				Value of Products	Value of Sales of finished/ semi finished goods	Value of goods produced and consumed by household/ establishments	Value of fixed assets produced for own use		Receipts from other activities	Other Receipts including sales of scrap etc.
1	2	3	4	5	6	7	8	9	10	11
2023	Manufacture of soap and detergents, cleaning and polishing preparations, perfumes and toilet preparations	45	138060	135000	-	360	-	-	-	2700
20232	Manufacture of soap	45	138060	135000	-	360	-	-	-	2700
203	Manufacture of man-made fibres	37	1332000	621600	710400	-	-	-	-	-
2030	Manufacture of man-made fibres	37	1332000	621600	710400	-	-	-	-	-
20309	Others (Manufacture of man-made fibres)	37	1332000	621600	710400	-	-	-	-	-
22	Manufacture of rubber and plastics products	506	723576	461300	182416	-	-	-	66516	13344
221	Manufacture of rubber products	166	47004	20808	-	-	-	-	26196	-
2211	Manufacture of rubber tyres and tubes; retreading and rebuilding of rubber tyres	62	8928	8928	-	-	-	-	-	-
22119	Others (Manufacture of rubber tyres and tubes, retreading and rebuilding of rubber tyres)	62	8928	8928	-	-	-	-	-	-
2219	Manufacture of other rubber products	104	38076	11880	-	-	-	-	26196	-
22191	Manufacture of other products of natural or synthetic rubber (see description for detail)	67	11880	11880	-	-	-	-	-	-
22192	Manufacture of rubber brushes, pipe stems, combs, hair pins etc.	37	26196	-	-	-	-	-	26196	-
222	Manufacture of plastics products	340	676572	440492	182416	-	-	-	40320	13344
2220	Manufacture of plastics products	340	676572	440492	182416	-	-	-	40320	13344
22201	Manufacture of semi-manufactures and finished plastic products/ plastic articles for the packing of goods	58	247232	146432	100800	-	-	-	-	-
22203	Manufacture of plastic tableware, kitchenware and toilet articles	15	51480	19800	31680	-	-	-	-	-
22209	Manufacture of other diverse plastic products	267	377860	274260	49936	-	-	-	40320	13344
23	Manufacture of other non-metallic mineral products	3946	11939182	7090643	4716774	48744	9600	4113	67166	2141
231	Manufacture of glass and glass products	24	11750	11270	-	-	-	-	-	480
2310	Manufacture of glass and glass products	24	11750	11270	-	-	-	-	-	480
23109	Others (Manufacture of glass and glass products)	24	11750	11270	-	-	-	-	-	480
239	Manufacture of non-metallic mineral products n.e.c.	3,922	11927431	7079373	4716774	48744	9600	4113	67166	1661
2392	Manufacture of clay building materials	1,319	3988531	2366089	1597800	1984	9600	385	12360	313
23921	Manufacture of non-refractory ceramic hearth or wall tiles, mosaic cubes etc.	295	53860	29255	24076	144	-	385	-	-
23922	Manufacture of structural non-refractory clay building materials, like ceramic bricks, roofing tiles, pipes, conduits etc./ flooring blocks in baked clay	1,024	3934671	2336834	1573724	1840	9600	-	12360	313
2393	Manufacture of other porcelain and ceramic products	290	227351	104931	121700	-	-	-	720	-

Indsutry Major Groups		No. of reporting manufacturing units	Total value of production (at producer prices)	Receipts from Main Production Activities				Net Receipts from sale of goods (purchased for re-sale)	Receipts from other Industrial Activities	
				Value of Products	Value of Sales of funishid/ semi finished goods	Value of goods producted and consumed by household/ establishments	Value of fixed assets produced for own use		Receipts from other activities	Other Receipt including sales of scrape etc.
1	2	3	4	5	6	7	8	9	10	11
23931	Manufacture of ceramic tableware and other domestic or toilet articles etc.	193	194440	87900	105820	-	-	-	720	-
23939	Manufacture of other porcelain and ceramic products n.e.c.	97	32911	17031	15880	-	-	-	-	-
2395	Manufacture of articles of concrete, cement and plaster	1,739	3287321	2188977	997572	43040	-	2981	53798	952
23951	Manufacture of precast concrete, cement or artificial stone articles and plaster articles for use in construction	865	1691443	1210138	466968	9040	-	1605	3692	-
23952	Manufacture of prefabricated structural components for buildings or civil engineering of cement, concrete or artificial stone	197	269912	247208	22704	-	-	-	-	-
23953	Manufacture of articles of asbestos-cement or cellulose fibre-cement or the like (sheets, panels, tiles,, pipes, troughs, basins, sinks, furniture, frames etc.)	339	656681	425493	194860	34000	-	1376	-	952
23959	Manufacture of other articles of concrete, plaster, cement or artificial stone	338	669284	306138	313040	-	-	-	50106	-
2396	Cutting, shaping and finishing of stone	519	4383588	2397268	1981241	3720	-	747	216	396
23961	Cutting, shaping and finishing of stone for use in construction, in cemeteries, on roads, as roofing etc.	519	4383588	2397268	1981241	3720	-	747	216	396
2399	Manufacture of other non-metallic mineral products n.e.c.	55	40640	22108	18460	-	-	-	72	-
23991	Manufacture of millstones, sharpening or polishing stones and natural or artificial abrasive products, including abrasive products on a soft base	14	12600	6300	6300	-	-	-	-	-
23992	Manufacture of friction material and unmounted articles thereof with a base of mineral substances or of cellulose	41	28040	15808	12160	-	-	-	72	-
24	Manufacture of basic metals	1381	1325237	822018	246638	1492	-	1844	246148	7096
243	Casting of metals	1,381	1325237	822018	246638	1492	-	1844	246148	7096
2431	Casting of iron and steel	1,358	1244369	782274	206894	1492	-	1844	244768	7096
24311	Casting of semi-finished iron products/ casting of iron castings	20	32000	32000	-	-	-	-	-	-
24319	Others (Casting of iron and steel)	1,338	1212369	750274	206894	1492	-	1844	244768	7096
2432	Casting of non-ferrous metals	23	80868	39744	39744	-	-	-	1380	-
24321	Casting of semi-finished products of aluminium, magnesium, titanium, zinc etc.	23	80868	39744	39744	-	-	-	1380	-
25	Manufacture of fabricated metal products, except machinery and equipment	19384	28482267	19304456	7242304	98741	3607	35941	1585146	212072
251	Manufacture of structural metal products, tanks, reservoirs and steam generators	12,608	21179323	14626161	5522606	96626	825	15536	811391	106178
2511	Manufacture of structural metal products	12,566	21157483	14605581	5522606	96626	825	15536	810131	106178

Indsutry Major Groups		No. of reporting manufacturing units	Total value of production (at producer prices)	Receipts from Main Production Activities				Net Receipts from sale of goods (purchased for re-sale)	Receipts from other Industrial Activities	
				Value of Products	Value of Sales of finished/ semi finished goods	Value of goods produced and consumed by household/ establishments	Value of fixed assets produced for own use		Receipts from other activities	Other Receipts including sales of scrap etc.
1	2	3	4	5	6	7	8	9	10	11
25112	Manufacture of prefabricated buildings mainly of metal, metal doors, windows and their frames, shutters and gates, room partitions etc.	12,566	21157483	14605581	5522606	96626	825	15536	810131	106178
2512	Manufacture of tanks, reservoirs and containers of metal	42	21840	20580	-	-	-	-	1260	-
25121	Manufacture of reservoirs, tanks and similar containers of metal, of types normally installed as fixtures for storage or manufacturing use	42	21840	20580	-	-	-	-	1260	-
252	Manufacture of weapons and ammunition	34	16810	16320	-	-	-	-	490	-
2520	Manufacture of weapons and ammunition	34	16810	16320	-	-	-	-	490	-
25202	Manufacture of small arms (revolvers, shotguns, light machine guns)	34	16810	16320	-	-	-	-	490	-
259	Manufacture of other fabricated metal products; metalworking service activities	6,742	7286134	4661975	1719698	2115	2783	20405	773265	105894
2592	Treatment and coating of metals; machining	130	182448	51128	-	-	-	-	98200	33120
25923	Boring, turning, milling, eroding, planning, lapping, broaching, levelling, sawing, grinding, sharpening, polishing, welding, splicing etc. of metalwork pieces	130	182448	51128	-	-	-	-	98200	33120
2593	Manufacture of cutlery, hand tools and general hardware	2,549	2522654	1742934	391768	288	883	4369	328218	54195
25931	Manufacture of cutlery	302	234288	138200	-	-	-	-	88588	7500
25932	Manufacture of knives and cutting blades, hand tools, non-power-driven agricultural hand tools, saws and saw blades for machines or for mechanical appliances	1,677	1111312	733560	238168	88	83	4169	130714	4531
25933	Manufacture of padlocks, locks, keys, hinges and the like, hardware for buildings, furniture, vehicles etc.	246	794106	689406	28800	200	800	200	50736	23964
25934	Manufacture of other tools of such nature n.e.c.	324	382948	181768	124800	-	-	-	58180	18200
2599	Manufacture of other fabricated metal products n.e.c.	4,063	4581032	2867912	1327930	1827	1900	16036	346847	18579
25991	Manufacture of cans, drums, buckets, boxes, tins and cans for food products, metal cable, plaited bands and similar articles,	3,210	2796777	1974520	622960	1774	1900	694	182716	12213
25992	Manufacture of uninsulated metal cable or insulated cable not capable of being used as a conductor of electricity, articles made of wire etc.	14	1904	672	672	-	-	-	560	-
25993	Manufacture of screw machine products, nails and pins, bolts, screws, nuts, springs, chains etc.	111	56493	34810	6050	-	-	-	15200	433
25994	Manufacture of metal household articles	703	1694603	826864	698248	53	-	15342	148371	5725
25996	Manufacture of safes, strongboxes, armoured doors etc.	17	28560	28560	-	-	-	-	-	-
25999	Manufacture of other fabricated metal products n.e.c.	8	2694	2486	-	-	-	-	-	208
27	Manufacture of electrical equipment	254	297024	190930	68800	560	-	-	36016	718
271	Manufacture of electric motors, generators, transformers and electricity distribution and control apparatus	82	88222	70082	6440	-	-	-	11280	420

Indsutry Major Groups		No. of reporting manufacturing units	Total value of production (at producer prices)	Receipts from Main Production Activities				Net Receipts from sale of goods (purchased for re-sale)	Receipts from other Industrial Activities	
				Value of Products	Value of Sales of finished/ semi finished goods	Value of goods produced and consumed by household/ establishments	Value of fixed assets produced for own use		Receipts from other activities	Other Receipts including sales of scrap etc.
1	2	3	4	5	6	7	8	9	10	11
2710	Manufacture of electric motors, generators, transformers and electricity distribution and control apparatus	82	88222	70082	6440	-	-	-	11280	420
27103	Manufacture of power circuit breakers / surge suppressors / control panels for electric power distribution / electrical relays etc.	46	75238	63278	6440	-	-	-	5520	-
27104	Manufacture of duct for electrical switchboard apparatus / electric fuses / power switching equipment / electric power switches	36	12984	6804	-	-	-	-	5760	420
274	Manufacture of electric lighting equipment	32	21952	-	-	192	-	-	21760	-
2740	Manufacture of electric lighting equipment	32	21952	-	-	192	-	-	21760	-
27401	Manufacture of lamps, fixtures and bulbs, ceiling lighting fixtures, chandeliers, table lamps, flashlights, electric insect lamps, lanterns, spotlights etc.	32	21952	-	-	192	-	-	21760	-
275	Manufacture of domestic appliances	24	6067	4800	-	-	-	-	1152	115
2750	Manufacture of domestic appliances	24	6067	4800	-	-	-	-	1152	115
27501	Manufacture of domestic electric appliances (see description for detail)	24	6067	4800	-	-	-	-	1152	115
279	Manufacture of other electrical equipment	116	180783	116049	62360	368	-	-	1824	182
2790	Manufacture of other electrical equipment	116	180783	116049	62360	368	-	-	1824	182
27901	Manufacture of battery chargers, door opening and closing devices, electrical, bells, tanning beds	54	94448	83840	10240	368	-	-	-	-
27902	Manufacture of uninterruptible power supplies (UPS), power supplies	62	86335	32209	52120	-	-	-	1824	182
28	Manufacture of machinery and equipment n.e.c.	860	1144131	586342	420848	220	66	2123	107838	26694
281	Manufacture of general-purpose machinery	158	107832	28140	50604	-	-	-	27152	1936
2811	Manufacture of engines and turbines, except aircraft, vehicle and cycle engines	45	24108	-	17304	-	-	-	6372	432
28112	Manufacture of turbines and parts thereof, boiler-turbine sets, turbine-generator sets etc.	45	24108	-	17304	-	-	-	6372	432
2813	Manufacture of other pumps, compressors, taps and valves	83	68484	25800	25800	-	-	-	15680	1204
28134	Manufacture of industrial taps and valves, including regulating valves and intake taps, sanitary taps and valves, heating taps and valves, hand pumps etc.	83	68484	25800	25800	-	-	-	15680	1204
2815	Manufacture of ovens, furnaces and furnace burners	30	15240	2340	7500	-	-	-	5100	300
28151	Manufacture of electrical and other furnaces, ovens, incinerators, burners etc.	30	15240	2340	7500	-	-	-	5100	300
282	Manufacture of special-purpose machinery	702	1036300	558202	370244	220	66	2123	80686	24758
2821	Manufacture of agricultural and forestry machinery	551	1003199	540970	370244	220	66	1340	66544	23814

Indsutry Major Groups		No. of reporting manufacturing units	Total value of production (at producer prices)	Receipts from Main Production Activities				Net Receipts from sale of goods (purchased for re-sale)	Receipts from other Industrial Activities	
				Value of Products	Value of Sales of funishid/ semi finished goods	Value of goods producted and consumed by household/ establishments	Value of fixed assets produced for own use		Receipts from other activities	Other Receipt including sales of scrape etc.
1	2	3	4	5	6	7	8	9	10	11
28214	Manufacture of agricultural machinery for soil preparation, planting or fertilizing	504	950422	511834	364164	220	66	1340	49144	23654
28215	Manufacture of harvesting or threshing machinery	43	39336	23856	-	-	-	-	15480	-
28219	Manufacture of diverse agricultural machinery n.e.c.	4	13440	5280	6080	-	-	-	1920	160
2822	Manufacture of metal-forming machinery and machine tools	90	14820	-	-	-	-	-	14142	678
28227	Manufacture of parts and accessories for the machine tools listed above	90	14820	-	-	-	-	-	14142	678
2825	Manufacture of machinery for food, beverage and tobacco processing	61	18281	17232	-	-	-	783	-	266
28257	Manufacture of machinery for the preparation of tobacco and for the making of cigarettes or cigars, or for pipe or chewing tobacco or snuff	61	18281	17232	-	-	-	783	-	266
29	Manufacture of motor vehicles, trailers and semi-trailers	1637	1931978	1173565	522171	800	160	1600	221440	12242
292	Manufacture of bodies (coachwork) for motor vehicles; manufacture of trailers and semi-trailers	590	831846	663509	104209	-	-	-	58166	5962
2920	Manufacture of bodies (coachwork) for motor vehicles; manufacture of trailers and semi-trailers	590	831846	663509	104209	-	-	-	58166	5962
29201	Manufacture of bodies, including cabs for motor vehicles and outfitting of all types	379	472748	345269	104209	-	-	-	20280	2990
29202	Manufacture of trailers and semi-trailers	34	40120	27200	-	-	-	-	11560	1360
29203	Manufacture of containers for carriage by one or more modes of transport	177	318978	291040	-	-	-	-	26326	1612
293	Manufacture of parts and accessories for motor vehicles	1,047	1100133	510056	417962	800	160	1600	163274	6280
2930	Manufacture of parts and accessories for motor vehicles	1,047	1100133	510056	417962	800	160	1600	163274	6280
29301	Manufacture of diverse parts and accessories for motor vehicles	86	104308	52898	50738	-	-	-	672	-
29302	Manufacture of parts & accessories of bodies for motor vehicles, car seats etc.	903	926905	427398	366144	800	160	1600	126202	4600
29303	Manufacture of motor vehicle electrical equipment	58	68920	29760	1080	-	-	-	36400	1680
30	Manufacture of other transport equipment	719	717091	409583	193702	-	-	1524	85346	26936
309	Manufacture of transport equipment n.e.c.	719	717091	409583	193702	-	-	1524	85346	26936
3091	Manufacture of motorcycles	242	115872	58650	-	-	-	1350	30756	25116
30912	Manufacture of parts and accessories for motorcycles	242	115872	58650	-	-	-	1350	30756	25116
3099	Manufacture of other transport equipment n.e.c.	477	601219	350933	193702	-	-	174	54590	1820
30991	Manufacture of hand-propelled vehicles: luggage trucks, handcarts, sledges, shopping carts etc.	20	23931	12575	11356	-	-	-	-	-
30992	Manufacture of vehicles drawn by animals: sulkies, donkey-carts, hearses etc.	457	577288	338358	182346	-	-	174	54590	1820
31	Manufacture of furniture	13809	28553153	17713117	8897776	31979	1468	61517	1556296	291000

Indsutry Major Groups		No. of reporting manufacturing units	Total value of production (at producer prices)	Receipts from Main Production Activities				Net Receipts from sale of goods (purchased for re-sale)	Receipts from other Industrial Activities	
				Value of Products	Value of Sales of funished/ semi finished goods	Value of goods produced and consumed by household/ establishments	Value of fixed assets produced for own use		Receipts from other activities	Other Receipts including sales of scrape etc.
1	2	3	4	5	6	7	8	9	10	11
310	Manufacture of furniture	13,809	28553153	17713117	8897776	31979	1468	61517	1556296	291000
3100	Manufacture of furniture	13,809	28553153	17713117	8897776	31979	1468	61517	1556296	291000
31001	Manufacture of chairs and seats, sofas, sofa beds and sofa sets	11,327	25985026	15893303	8417740	30990	1468	58546	1312908	270072
31002	Manufacture of special furniture for shops: counters, display cases, shelves etc., for churches, schools, restaurants	358	474966	231534	209934	14	-	210	32934	338
31003	Manufacture of office furniture	32	22904	19400	-	-	-	-	3360	144
31004	Manufacture of kitchen furniture, furniture for bedrooms etc., cabinets	1,465	1458361	1170970	120682	653	-	2761	147338	15957
31005	Manufacture of laboratory benches, stools and other laboratory seating, laboratory furniture (e.g. cabinets and tables)	243	203920	150276	25480	-	-	-	27876	288
31009	Manufacture of other furniture n.e.c.	384	407977	247634	123940	322	-	-	31880	4201
32	Other manufacturing	17993	77559831	48462990	25307123	6819	2599	291436	3298873	189992
321	Manufacture of jewellery, bijouterie and related articles	17,075	77180616	48353744	25245871	6686	2592	290807	3090924	189992
3211	Manufacture of jewellery and related articles	17,039	77168693	48347984	25240111	6686	2592	290807	3090521	189992
32111	Production of worked pearls	62	14384	4340	5580	-	-	-	4464	-
32112	Production of precious and semi-precious stones / diamonds in the worked state	3	900	540	-	-	-	-	360	-
32113	Manufacture of jewellery, goldsmiths' articles	16,974	77153409	48343104	25234531	6686	2592	290807	3085697	189992
3212	Manufacture of imitation jewellery and related articles	36	11923	5760	5760	-	-	-	403	-
32121	Manufacture of costume or imitation jewellery	36	11923	5760	5760	-	-	-	403	-
322	Manufacture of musical instruments	27	13716	1296	12420	-	-	-	-	-
3220	Manufacture of musical instruments	27	13716	1296	12420	-	-	-	-	-
32202	Manufacture of musical instruments, the sound of which is produced electronically, musical boxes, fairground organs, calliopes etc., instrument parts and accessories	27	13716	1296	12420	-	-	-	-	-
323	Manufacture of sports goods	106	9492	-	-	-	-	-	9492	-
3230	Manufacture of sports goods	106	9492	-	-	-	-	-	9492	-
32301	Manufacture of foot balls	106	9492	-	-	-	-	-	9492	-
324	Manufacture of games and toys	18	12667	12380	-	16	-	270	-	-
3240	Manufacture of games and toys	18	12667	12380	-	16	-	270	-	-
32409	Manufacture of other games and toys n.e.c.	18	12667	12380	-	16	-	270	-	-
325	Manufacture of medical and dental instruments and supplies	478	272563	37343	39520	108	-	279	195313	-
3250	Manufacture of medical and dental instruments and supplies	478	272563	37343	39520	108	-	279	195313	-
32501	Manufacture of surgical drapes and sterile string and tissue	24	12731	-	-	-	-	-	12731	-
32505	Manufacture of medical, surgical, dental or veterinary furniture	240	150240	-	-	-	-	-	150240	-

Indsutry Major Groups		No. of reporting manufacturing units	Total value of production (at producer prices)	Receipts from Main Production Activities				Net Receipts from sale of goods (purchased for re-sale)	Receipts from other Industrial Activities	
				Value of Products	Value of Sales of finished/ semi finished goods	Value of goods produced and consumed by household/ establishments	Value of fixed assets produced for own use		Receipts from other activities	Other Receipts including sales of scrap etc.
1	2	3	4	5	6	7	8	9	10	11
32506	Manufacture of dental instruments (including dentists' chairs incorporating dental equipment), orthopaedic and prosthetic devices	140	34184	6080	12920	-	-	-	15184	-
32508	Manufacture of ophthalmic goods, eyeglasses, sunglasses, lenses ground to prescription, contact lenses, safety goggles	56	57962	13832	26600	94	-	279	17158	-
32509	Manufacture of other medical and dental instruments and supplies n.e.c.	18	17446	17431	-	14	-	-	-	-
329	Other manufacturing n.e.c.	289	70777	58226	9312	9	7	80	3144	-
3290	Other manufacturing n.e.c.	281	63097	51058	9312	9	7	80	2632	-
32901	Manufacture of protective safety equipment	49	25206	13926	8800	-	-	80	2400	-
32902	Manufacture of brooms and brushes, including brushes constituting parts of machines, shoe and clothes brushes,	232	37891	37132	512	9	7	-	232	-
3299		8	7680	7168	-	-	-	-	512	-
32992		8	7680	7168	-	-	-	-	512	-
33	Repair and installation of machinery and equipment	2424	1280489	181368	131870	1071	-	2570	934373	29236
331	Repair of fabricated metal products, machinery and equipment	2,407	1275542	181368	131870	1071	-	2247	930089	28896
3311	Repair of fabricated metal products	54	17827	-	-	-	-	-	16920	907
33119	Repair of other fabricated metal products n.e.c.	54	17827	-	-	-	-	-	16920	907
3312	Repair of machinery	1,095	438300	600	1200	130	-	26	429912	6432
33127	Repair and maintenance of miscellaneous machinery	939	377756	600	1200	130	-	26	369368	6432
33129	Repair of other machinery n.e.c.	156	60544	-	-	-	-	-	60544	-
3313	Repair of electronic and optical equipment	30	4800	-	-	-	-	300	4500	-
33131	Repair and maintenance of the measuring, testing, navigating and control equipment of group 265	30	4800	-	-	-	-	300	4500	-
3314	Repair of electrical equipment	803	422808	28776	29870	653	-	601	346103	16805
33141	Repair and maintenance of power, distribution, and specialty transformers	179	129322	-	-	-	-	162	129160	-
33142	Repair and maintenance of electric motors, generators etc	554	271678	28776	29870	653	-	79	195639	16661
33144	Repair and maintenance of current-carrying wiring devices and non current-carrying wiring devices for wiring electrical circuits etc.	70	21808	-	-	-	-	360	21304	144
3315	Repair of transport equipment, except motor vehicles	389	386982	151992	100800	288	-	1320	128118	4464
33151	Repair and routine maintenance of ships	2	336	-	-	-	-	-	336	-
33153	Repair and maintenance of locomotives and railroad cars (except factory rebuilding or factory conversion)	360	376854	151992	100800	288	-	1320	117990	4464
33155	Repair of animal drawn buggies and wagons	27	9792	-	-	-	-	-	9792	-
3319	Repair of other equipment	36	4824	-	-	-	-	-	4536	288

Indsutry Major Groups		No. of reporting manufacturing units	Total value of production (at producer prices)	Receipts from Main Production Activities				Net Receipts from sale of goods (purchased for re-sale)	Receipts from other Industrial Activities	
				Value of Products	Value of Sales of funishid/ semi finished goods	Value of goods producted and consumed by household/ establishments	Value of fixed assets produced for own use		Receipts from other activities	Other Receipt including sales of scrape etc.
1	2	3	4	5	6	7	8	9	10	11

33199	Repair of other equipment n.e.c.	36	4824	-	-	-	-	-	4536	288
332	Installation of industrial machinery and equipment	17	4947	-	-	-	-	323	4284	340
3320	Installation of industrial machinery and equipment	17	4947	-	-	-	-	323	4284	340
33202	Installation of other industrial equipment like communications equipment, mainframe and similar computers, irradiation and electro-medical equipment etc	17	4947	-	-	-	-	323	4284	340

Table No. 5 Non Industiral Receipts by Major Industrial Group (All Units) 2015

Value in "000" Rs.

Major Indsutry Major Groups		No. of reporting manufacturing units	Receipts from other non-industrial activities i.e. rent, lease,ware house storage
PSIC Code	Description		
1	2	3	4

ALL AREAS		1242124	1137281
10	Manufacture of food products	154,602	612767
101	Processing and preserving of meat	1,322	-
1010	Processing and preserving of meat	1,322	-
10103	Production of dried, salted or smoked meat	1,131	-
10104	Production of meat products	95	-
10107	Processing of animal offal	71	-
10109	Others (Processing and Preserving of meat)	25	-
103	Processing and preserving of fruit and vegetables	1,300	-
1030	Processing and preserving of fruit and vegetables	1,300	-
10301	Manufacture of food consisting chiefly of fruit or vegetables/ manufacture of perishable prepared foods of fruit and vegetables, such as: Salads, peeled or cut vegetables tofu (bean curd)	152	-
10302	Preserving of fruit, nuts or vegetables	443	-
10303	Manufacture of fruit or vegetable food products	104	-
10304	Manufacture of fruit or vegetable juices/ concentrates	146	-
10307	Roasting of nuts/ manufacture of nut foods and pastes	55	-
10309	Others (Processing and Preserving of fruit and vegetables)	400	-
104	Manufacture of vegetable and animal oils and fats	2,671	-
1040	Manufacture of vegetable and animal oils and fats	2,671	-
10401	Manufacture of crude / refined vegetable oils and their processing	821	-
10402	Manufacture of non-defatted flour or meal of oilseeds, oil nuts or oil kernels	528	-
10404	Manufacture of non-edible animal oils and fats/ extraction of fish and marine mammal oils	30	-
10405	Production of cotton linters	62	-
10406	Production of oilcakes and other residual products of oil production	918	-
10409	Others (Manufacture of vegetable and animal oils and fats)	312	-
105	Manufacture of dairy products	10,705	438114
1050	Manufacture of dairy products	10,705	438114
10501	Manufacture of fresh liquid milk, pasteurized, sterilized, homogenized and/or ultra heat treated/ manufacture of milk-based drinks	380	-
10502	Manufacture of cream from fresh liquid milk	624	429552
10503	Manufacture of dried or concentrated milk	105	-
10504	Manufacture of butter/ cheese etc.	1,966	-
10505	Manufacture of yoghurt	4,896	-
10506	Manufacture of ice cream and other edible ice/ Manufacture of milk or cream in solid form	1,648	8464
10509	Others (Manufacture of dairy products)	1,086	98

Major Indsutry Major Groups		No. of reporting manufacturing units	Receipts from other non-industrial activities i.e. rent, lease,ware house storage
PSIC Code	Description		
1	2	3	4
106	Manufacture of grain mill products, starches and starch products	105,052	170678
1061	Manufacture of grain mill products	104,745	170678
10611	Grain milling	96,513	167374
10612	Rice milling	501	-
10613	Vegetable milling	123	-
10614	Manufacture of cereal breakfast foods	109	-
10615	Manufacture of flour mixes and prepared blended flour and dough for bread, cakes, biscuits or pancakes	6,183	3304
10619	Others (Manufacture of grain mill products).	1,316	-
1062	Manufacture of starches and starch products	307	-
10621	Manufacture of starches from rice, potatoes, maize etc.	150	-
10625	Manufacture of corn oil	157	-
107	Manufacture of other food products	33,552	3974
1071	Manufacture of bakery products	25,579	1982
10711	Manufacture of bread and rolls	3,792	1404
10712	Manufacture of fresh/ preserved pastry, cakes, pies, tarts etc.	2,536	-
10713	Manufacture of rusks, biscuits and other "dry" bakery products/ snack products	5,721	360
10719	Others (Manufacture of bakery products)	13,530	218
1072	Manufacture of sugar	3,055	1152
10721	Manufacture or refining of sugar and sugar substitutes from the juice of cane, beet, maple and palm etc.	3,007	1152
10722	Manufacture of sugar syrups	48	-
1073	Manufacture of cocoa, chocolate and sugar confectionery	426	840
10731	Manufacture of cocoa, cocoa butter, cocoa fat, cocoa oil	72	-
10732	Manufacture of chocolate & chocolate confectionery, sugar confectionery etc.	228	840
10734	Preserving in sugar of fruit, nuts, fruit peels and other parts of plants	126	-
1074	Manufacture of macaroni, noodles, couscous and similar farinaceous products	34	-
10741	Manufacture of pastas such as macaroni and noodles etc.	34	-
1075	Manufacture of prepared meals and dishes	2,565	-
10751	Manufacture of meat or poultry dishes	1,193	-
10752	Manufacture of fish dishes, including fish and chips	197	-
10753	Manufacture of prepared dishes of vegetables	112	-
10759	Others (Manufacture of prepared meals and dishes)	1,063	-
1079	Manufacture of other food products n.e.c.	1,893	-
10792	Blending of tea and mate/ manufacture of extracts and preparations based on tea or maté	42	-
10795	Manufacture of perishable prepared foods, such as sandwiches, fresh pizza	449	-
10796	Manufacture of spices, sauces and condiments	192	-
10797	Manufacture of herb infusions (mint, vervain, chamomile etc.)/ manufacture of extracts and juices of meat, fish, crustaceans or molluscs	17	-

Major Indsutry Major Groups		No. of reporting manufacturing units	Receipts from other non-industrial activities i.e. rent, lease, ware house storage
PSIC Code	Description		
1	2	3	4
10798	Processing of salt into food-grade salt, e.g. iodized salt	207	-
10799	Others (Manufacture of food products)	986	-
11	Manufacture of beverages	1,103	1703
110	Manufacture of beverages	1,100	1703
1104	Manufacture of soft drinks; production of mineral waters and other bottled waters	1,100	1703
11041	Manufacture of non-alcoholic beverages	90	-
11042	Production of natural mineral waters and other bottled waters	51	-
11043	Manufacture of soft drinks like lemonade, orangeade, cola, fruit drinks, tonic waters etc.	959	1703
113		3	-
1139		3	-
11399		3	-
12	Manufacture of tobacco products	12,537	4425
120	Manufacture of tobacco products	12,537	4425
1200	Manufacture of tobacco products	12,537	4425
12001	Manufacture of tobacco products and products of tobacco substitutes etc.	12,459	4425
12009	Others (Manufacture of tobacco products)	78	-
13	Manufacture of textiles	558,885	88699
131	Spinning, weaving and finishing of textiles	11,741	11586
1311	Preparation and spinning of textile fibres	2,860	11136
13111	Preparatory operations on textile fibres	288	-
13112	Spinning and manufacture of yarn or thread	2,572	11136
1312	Weaving of textiles	5,183	450
13121	Manufacture of broad woven cotton-type, woollen-type, worsted-type or silk-type fabrics	3,855	450
13122	Manufacture of other broad woven fabrics, using flax, ramie, hemp, jute, bast fibres and special yarns	76	-
13129	Others (Weaving of textiles)	1,252	-
1313	Finishing of textiles	3,698	-
13131	Bleaching and dyeing of textile fibres, yarns, fabrics and textile articles, including wearing apparel	2,334	-
13132	Dressing, drying, steaming, shrinking, mending, Sanforizing, mercerizing of textiles and textile articles, including wearing apparel	962	-
13139	Others (Finishing of textiles)	402	-
139	Manufacture of other textiles	547,144	77113
1391	Manufacture of knitted and crocheted fabrics	1,071	-
13910	Manufacture and processing of knitted or crocheted fabrics etc.	1,071	-
1392	Manufacture of made-up textile articles, except apparel	31,698	4904
13921	Manufacture, of made-up articles of any textile material	23,525	4344
13922	Manufacture of made-up furnishing articles	7,282	560
13925		17	-

Major Indsutry Major Groups		No. of reporting manufacturing units	Receipts from other non-industrial activities i.e. rent, lease,ware house storage
PSIC Code	Description		
1	2	3	4
13929	Others (Manufacture of made-up textile articles, except apparel)	874	-
1393	Manufacture of carpets and rugs	56,179	494
13930	Manufacture of textile floor coverings like carpets, rugs and mats, tiles etc.	56,179	494
1394	Manufacture of cordage, rope, twine and netting	31,731	-
13941	Manufacture of twine, cordage, rope and cables of textile fibres or strip or the like	22,078	-
13942	Manufacture of knotted netting of twine, cordage or rope including products of rope or netting	9,653	-
1399	Manufacture of other textiles n.e.c.	426,465	71716
13991	Manufacture of labels, badges etc.	854	378
13992	Manufacture of tulles and other net fabrics, and of lace and embroidery/ ornamental trimmings	408,720	70013
13999	Others (Manufacture of other textiles)	16,891	1325
14	Manufacture of wearing apparel	96,994	56746
141	Manufacture of wearing apparel, except fur apparel	84,662	56617
1410	Manufacture of wearing apparel, except fur apparel	84,662	56617
14101	Manufacture of wearing apparel made of leather or composition leather	318	-
14102	Manufacture of other outerwear/ work wear	32,213	45248
14103	Manufacture of underwear and nightwear	919	-
14104	Manufacture of babies' garments, tracksuits and others etc.	959	180
14105	Manufacture of other clothing accessories such as gloves, belts, shawls, ties, cravats, hairnets etc./ hats and caps	48,948	11189
14106	Manufacture of footwear of textile material without applied soles	35	-
14109	Others (Manufacture of wearing apparel, except fur apparel)	1,270	-
142	Manufacture of articles of fur	166	-
1420	Manufacture of articles of fur	166	-
14200	Manufacture of articles made of fur skins	166	-
143	Manufacture of knitted and crocheted apparel	12,166	130
1430	Manufacture of knitted and crocheted apparel	12,166	130
14301	Manufacture of knitted or crocheted wearing apparel and other made-up articles like pullovers, cardigans, jerseys, waistcoats and similar articles	9,869	130
14302	Manufacture of hosiery, including socks, tights and pantyhose	1,353	-
14309	Others (Manufacture of knitting and crocheted apparel)	944	-
15	Manufacture of leather and related products	27,859	5192
151	Tanning and dressing of leather; manufacture of luggage, handbags, saddlery and harness; dressing and dyeing of fur	1,548	10
1511	Tanning and dressing of leather; dressing and dyeing of fur	282	-
15111	Tanning, dyeing and dressing of hides and skins	93	-
15112	Scraping, shearing, plucking, currying, tanning, bleaching and dyeing of fur skins and hides with the hair on	107	-
15119	Others (Tanning and dressing of leather, dressing and dying of fur)	82	-
1512	Manufacture of luggage, handbags and the like, saddlery and harness	1,266	10
15121	Manufacture of luggage, handbags and the like, of leather, composition leather or any other material	908	10

Major Indsutry Major Groups		No. of reporting manufacturing units	Receipts from other non-industrial activities i.e. rent, lease,ware house storage
PSIC Code	Description		
1	2	3	4
15122	Manufacture of diverse articles of leather or composition leather	132	-
15129	Others (Manufacture of luggage, handbags and the saddlery and harness)	226	-
152	Manufacture of footwear	26,311	5182
1520	Manufacture of footwear	26,311	5182
15201	Manufacture of footwear for all purposes, of any material, by any process	16,849	4449
15202	Manufacture of leather parts of footwear etc.	7,056	34
15209	Others (Manufacture of footwear)	2,406	700
16	Manufacture of wood and of products of wood and cork, except furniture, manufacture of articles of straw and plaiting materials	147,562	135602
161	Sawmilling and planning of wood	17,920	105815
1610	Sawmilling and planning of wood	17,920	105815
16101	Sawing, planning and machining of wood/ slicing, peeling or chipping logs	16,716	105815
16102	Manufacture of wooden railway sleepers	35	-
16103	Manufacture of unassembled wooden flooring/ wood wool, wood flour, chips, particles	270	-
16109	Others (Manufacture of Sawmilling and planning of wood)	899	-
162	Manufacture of products of wood, cork, straw and plaiting materials	129,642	29787
1621	Manufacture of veneer sheets and wood-based panels	6,106	72
16211	Manufacture of veneer sheets	62	-
16212	Manufacture of plywood, veneer panels and similar laminated wood boards and sheets	296	-
16213	Manufacture of particle board and fibreboard/ densified wood etc.	79	72
16219	Others (Manufacture of veneer sheets and wood-based panels)	5,669	-
1622	Manufacture of builders' carpentry and joinery	15,099	3706
16221	Manufacture of wooden goods intended to be used in the construction industry	12,124	3538
16222	Manufacture of prefabricated buildings, or elements thereof, predominantly of wood/ mobile homes / wood partitions etc.	2,975	168
1623	Manufacture of wooden containers	6,137	18593
16231	Manufacture of packing cases, boxes, crates, drums/ cable-drums etc. of wood	5,262	18593
16232	Manufacture of pallets, box pallets and other load boards of wood/ manufacture of barrels, vats, tubs and other coopers' products of wood	803	-
16233	Manufacture of wooden cable-drums	72	-
1629	Manufacture of other products of wood; manufacture of articles of cork, straw and plaiting materials	102,300	7417
16291	Manufacture of various wood products (see detail in description)	28,404	7150
16292	Natural cork processing, manufacture of agglomerated cork / articles of cork etc.	23,974	76
16299	Others(Manufacture of other products of wood, manufacture of articles of cork, straw and planting materials)	49,922	191
17	Manufacture of paper and paper products	2,281	-
170	Manufacture of paper and paper products	2,281	-
1701	Manufacture of pulp, paper and paperboard	215	-
17013	Manufacture of paper and paperboard/ further processing of paper and paperboard	135	-
17014	Manufacture of newsprint and other printing or writing paper	11	-

Major Indsutry Major Groups		No. of reporting manufacturing units	Receipts from other non-industrial activities i.e. rent, lease, ware house storage
PSIC Code	Description		
1	2	3	4
17019	Others (Manufacture of pulp, paper and paperboard)	69	-
1702	Manufacture of corrugated paper and paperboard and of containers of paper and paperboard	1,977	-
17021	Manufacture of corrugated paper and paperboard and their container etc.	279	-
17022	Manufacture of sacks, bags, office box files and similar articles of paper	1,689	-
17029	Others (Manufacture of corrugated paper and paperboard and containers of paper and paperboard)	9	-
1709	Manufacture of other articles of paper and paperboard	89	-
17092	Manufacture of printing and writing paper, computer printout paper, self-copy paper etc. ready for use	17	-
17099	Others (Manufacture of other articles of paper and paperboard)	72	-
18	Printing and reproduction of recorded media	8,579	101
181	Printing and service activities related to printing	8,579	101
1811	Printing	3,567	101
18111	Printing of newspapers, magazines and other periodicals	330	-
18112	Printing of books and brochures, music and music manuscripts, maps, atlases, posters, advertising catalogues, prospectuses and other printed advertising,	2,568	-
18114	Printing of diaries, calendars, business forms and other commercial printed matter, personal stationery and other printed matter by letterpress, offset, photogravure, flexographic and other printing presses, duplication machines, computer printers, emboss	70	-
18115	Printing directly onto textiles, plastic, glass, metal, wood and ceramics (except silk-screen printing on textiles and wearing apparel)	206	-
18119	Other printing n.e.c.	393	101
1812	Service activities related to printing	5,012	-
18121	Binding of printed sheets	1,868	-
18122	Composition, typesetting, phototypesetting, pre-press data input including scanning and optical character recognition, electronic make-up	153	-
18123	Plate-making services including image-setting and plate-setting	583	-
18124	Preparation of plates and dies	146	-
18125	Design of printing products e.g. sketches, layouts, dummies etc.	224	-
18126	Other graphic activities such as die-sinking or die-stamping, Braille copying, embossing, varnishing and laminating, collating and inseting, creasing	133	-
18129	Other (Service activities related to printing)	1,905	-
19	Manufacture of coke and refined petroleum products	4,105	-
191	Manufacture of coke oven products	195	-
1910	Manufacture of coke oven products	195	-
19101	Operation of coke ovens	16	-
19102	Production of coke and semi-coke/ production of coke oven gas	35	-
19104	Production of crude coal and lignite tars	144	-
192	Manufacture of refined petroleum products	3,910	-
1920	Manufacture of refined petroleum products	3,910	-
19206	Manufacture of hard-coal and lignite fuel briquettes / petroleum briquettes	180	-
19207	Blending of bio fuels	3,730	-
20	Manufacture of chemicals and chemical products	1,028	-

Major Indsutry Major Groups		No. of reporting manufacturing units	Receipts from other non-industrial activities i.e. rent, lease, ware house storage
PSIC Code	Description		
1	2	3	4
202	Manufacture of other chemical products	719	-
2022	Manufacture of paints, varnishes and similar coatings, printing ink and mastics	79	-
20221	Manufacture of paints and varnishes, enamels or lacquers	68	-
20222	Manufacture of prepared pigments and dyes, opacifiers and colours	11	-
2023	Manufacture of soap and detergents, cleaning and polishing preparations, perfumes and toilet preparations	609	-
20232	Manufacture of soap	150	-
20234	Manufacture of surface-active preparations (washing powders and detergents, dish-washing preparations, textile softeners)	43	-
20235	Manufacture of cleaning and polishing products	416	-
2029	Manufacture of other chemical products n.e.c.	31	-
20294	Manufacture of photographic plates, films, sensitized paper and other sensitized unexposed materials	15	-
20298	Manufacture of matches	16	-
203	Manufacture of man-made fibres	309	-
2030	Manufacture of man-made fibres	309	-
20302	Manufacture of synthetic or artificial staple fibres, not carded, combed or otherwise processed for spinning	67	-
20303	Manufacture of synthetic or artificial filament yarn, including high-tenacity yarn	37	-
20309	Others (Manufacture of man-made fibres)	205	-
21	Manufacture of basic pharmaceutical products and pharmaceutical preparations	53	-
210	Manufacture of pharmaceuticals, medicinal chemical and botanical product	53	-
2100	Manufacture of pharmaceuticals, medicinal chemical and botanical products	53	-
21003	Manufacture of medicaments including homeopathic preparations	53	-
22	Manufacture of rubber and plastics products	7,305	17061
221	Manufacture of rubber products	545	992
2211	Manufacture of rubber tyres and tubes; retreading and rebuilding of rubber tyres	83	992
22113	Manufacture of interchangeable tyre treads, tyre flaps, "camelback" strips for retreading tyres etc./ tyre rebuilding and retreading	21	-
22119	Others (Manufacture of rubber tyres and tubes, retreading and rebuilding of rubber tyres)	62	992
2219	Manufacture of other rubber products	462	-
22191	Manufacture of other products of natural or synthetic rubber (see description for detail)	185	-
22192	Manufacture of rubber brushes, pipe stems, combs, hair pins etc.	231	-
22199	Others (Manufacture of other rubber products)	46	-
222	Manufacture of plastics products	6,760	16069
2220	Manufacture of plastics products	6,760	16069
22201	Manufacture of semi-manufactures and finished plastic products/ plastic articles for the packing of goods	1,506	9856
22202	Manufacture of builders' plastics ware(see note for detail)	603	-
22203	Manufacture of plastic tableware, kitchenware and toilet articles	217	-
22204	Manufacture of artificial stone/ plastic signs etc.	214	-
22209	Manufacture of other diverse plastic products	4,220	6213

Major Indsutry Major Groups		No. of reporting manufacturing units	Receipts from other non-industrial activities i.e. rent, lease, ware house storage
PSIC Code	Description		
1	2	3	4
23	Manufacture of other non-metallic mineral products	18,511	17962
231	Manufacture of glass and glass products	107	-
2310	Manufacture of glass and glass products	107	-
23109	Others (Manufacture of glass and glass products)	107	-
239	Manufacture of non-metallic mineral products n.e.c.	18,404	17962
2392	Manufacture of clay building materials	6,600	8988
23921	Manufacture of non-refractory ceramic hearth or wall tiles, mosaic cubes etc.	1,476	-
23922	Manufacture of structural non-refractory clay building materials, like ceramic bricks, roofing tiles, pipes, conduits etc./ flooring blocks in baked clay	5,124	8988
2393	Manufacture of other porcelain and ceramic products	2,001	154
23931	Manufacture of ceramic tableware and other domestic or toilet articles etc.	1,132	70
23933	Manufacture of ceramic laboratory, chemical and industrial products etc.	35	-
23939	Manufacture of other porcelain and ceramic products n.e.c.	834	84
2394	Manufacture of cement, lime and plaster	68	-
23941	Manufacture of clinkers and hydraulic cements, including Portland, aluminous cement, slag cement and super phosphate cements	32	-
23942	Manufacture of quicklime, slaked lime and hydraulic lime	36	-
2395	Manufacture of articles of concrete, cement and plaster	6,643	-
23951	Manufacture of precast concrete, cement or artificial stone articles and plaster articles for use in construction	4,362	-
23952	Manufacture of prefabricated structural components for buildings or civil engineering of cement, concrete or artificial stone	281	-
23953	Manufacture of articles of asbestos-cement or cellulose fibre-cement or the like (sheets, panels, tiles,, pipes, troughs, basins, sinks, furniture, frames etc.)	1,187	-
23959	Manufacture of other articles of concrete, plaster, cement or artificial stone	813	-
2396	Cutting, shaping and finishing of stone	2,442	8820
23961	Cutting, shaping and finishing of stone for use in construction, in cemeteries, on roads, as roofing etc.	2,442	8820
2399	Manufacture of other non-metallic mineral products n.e.c.	650	-
23991	Manufacture of millstones, sharpening or polishing stones and natural or artificial abrasive products, including abrasive products on a soft base	342	-
23992	Manufacture of friction material and unmounted articles thereof with a base of mineral substances or of cellulose	308	-
24	Manufacture of basic metals	6,621	-
241	Manufacture of basic iron and steel	309	-
2410	Manufacture of basic iron and steel	309	-
24105	Production of semi-finished products of steel	88	-
24106	Manufacture of hot/cold-rolled flat-rolled products of steel/ hot-rolled bars and rods, open sections of steel, steel bars and solid sections of steel by cold drawing, grinding or turning/ wire of steel	103	-
24109	Others (Manufacture of basic iron and steel)	118	-
242	Manufacture of basic precious and other non-ferrous metals	64	-
2420	Manufacture of basic precious and other non-ferrous metals	64	-
24201	Production and refining of unwrought or wrought precious metals, precious metal alloys/ semi-products: gold, silver, platinum etc. from ore and scrap	22	-
24205	Production of copper alloys/ manufacture of fuse wire or strip/ semi-manufacturing of copper	42	-

Major Indsutry Major Groups		No. of reporting manufacturing units	Receipts from other non-industrial activities i.e. rent, lease, ware house storage
PSIC Code	Description		
1	2	3	4
243	Casting of metals	6,248	-
2431	Casting of iron and steel	6,225	-
24311	Casting of semi-finished iron products/ casting of iron castings	20	-
24313	Manufacture of tubes, pipes and hollow profiles and fittings of cast-iron, manufacture of seamless tubes and pipes of steel/ fittings of cast-steel	43	-
24319	Others (Casting of iron and steel)	6,162	-
2432	Casting of non-ferrous metals	23	-
24321	Casting of semi-finished products of aluminium, magnesium, titanium, zinc etc.	23	-
25	Manufacture of fabricated metal products, except machinery and equipment	70,188	58231
251	Manufacture of structural metal products, tanks, reservoirs and steam generators	38,663	47702
2511	Manufacture of structural metal products	38,524	47702
25111	Manufacture of metal frameworks or skeletons for construction and parts thereof (towers, bridges etc.)/ Industrial frameworks in metal (frameworks for blast furnaces, lifting and handling equipment etc.)	194	-
25112	Manufacture of prefabricated buildings mainly of metal, metal doors, windows and their frames, shutters and gates, room partitions etc.	38,266	47702
25119	Others (Manufacture of structural metal products)	64	-
2512	Manufacture of tanks, reservoirs and containers of metal	139	-
25121	Manufacture of reservoirs, tanks and similar containers of metal, of types normally installed as fixtures for storage or manufacturing use	104	-
25122	Manufacture of metal containers for compressed or liquefied gas	35	-
252	Manufacture of weapons and ammunition	85	-
2520	Manufacture of weapons and ammunition	85	-
25202	Manufacture of small arms (revolvers, shotguns, light machine guns)	85	-
259	Manufacture of other fabricated metal products; metalworking service activities	31,440	10528
2591	Forging, pressing, stamping and roll-forming of metal; powder metallurgy	35	-
25911	Forging, pressing, stamping and roll-forming of metal	35	-
2592	Treatment and coating of metals; machining	1,328	-
25921	Plating, anodizing etc., heat treatment, deburring, sandblasting, tumbling, cleaning of metals	35	-
25922	Colouring and engraving, non-metallic coating, hardening, buffing of metals	78	-
25923	Boring, turning, milling, eroding, planning, lapping, broaching, levelling, sawing, grinding, sharpening, polishing, welding, splicing etc. of metalwork pieces	1,135	-
25924	Cutting of and writing on metals by means of laser beams	80	-
2593	Manufacture of cutlery, hand tools and general hardware	18,183	764
25931	Manufacture of cutlery	466	-
25932	Manufacture of knives and cutting blades, hand tools, non-power-driven agricultural hand tools, saws and saw blades for machines or for mechanical appliances	15,349	764
25933	Manufacture of padlocks, locks, keys, hinges and the like, hardware for buildings, furniture, vehicles etc.	1,059	-
25934	Manufacture of other tools of such nature n.e.c.	1,309	-
2599	Manufacture of other fabricated metal products n.e.c.	11,894	9764
25991	Manufacture of cans, drums, buckets, boxes, tins and cans for food products, metal cable, plaited bands and similar articles,	7,958	8828
25992	Manufacture of uninsulated metal cable or insulated cable not capable of being used as a conductor of electricity, articles made of wire etc.	157	-

Major Indsutry Major Groups		No. of reporting manufacturing units	Receipts from other non-industrial activities i.e. rent, lease, ware house storage
PSIC Code	Description		
1	2	3	4
25993	Manufacture of screw machine products, nails and pins, bolts, screws, nuts, springs, chains etc.	909	-
25994	Manufacture of metal household articles	2,701	936
25995	Manufacture of metal goods for office use, except furniture	36	-
25996	Manufacture of safes, strongboxes, armoured doors etc.	53	-
25997	Manufacture of various metal articles	72	-
25999	Manufacture of other fabricated metal products n.e.c.	8	-
26	Manufacture of computer, electronic and optical products	88	-
261	Manufacture of electronic components and boards	14	-
2610	Manufacture of electronic components and boards	14	-
26101	Manufacture of capacitors, electronic, resistors, electronic, microprocessors, bare printed circuit boards, electron tubes, electronic connectors, integrated circuits	14	-
264	Manufacture of consumer electronics	11	-
2640	Manufacture of consumer electronics	11	-
26404	Manufacture of radio receivers, speaker systems, amplifiers for musical instruments and public address systems	11	-
265	Manufacture of measuring, testing, navigating and control equipment; watches and clocks	28	-
2652	Manufacture of watches and clocks	28	-
26521	Manufacture of watches and clocks, watch and clock cases, components for clocks and watches	28	-
267	Manufacture of optical instruments and photographic equipment	35	-
2670	Manufacture of optical instruments and photographic equipment	35	-
26705	Manufacture of film cameras and digital cameras	35	-
27	Manufacture of electrical equipment	2,553	-
271	Manufacture of electric motors, generators, transformers and electricity distribution and control apparatus	847	-
2710	Manufacture of electric motors, generators, transformers and electricity distribution and control apparatus	847	-
27101	Manufacture of distribution electric / arc-welding transformers / substation transformers for electric power distribution	11	-
27102	Manufacture of transmission and distribution voltage regulators / electric motors / power generators / prime mover generator sets / armatures etc.	54	-
27103	Manufacture of power circuit breakers / surge suppressors / control panels for electric power distribution / electrical relays etc.	478	-
27104	Manufacture of duct for electrical switchboard apparatus / electric fuses / power switching equipment / electric power switches	162	-
27109	Others (Manufacture of electric motors, generators, transformers and electricity distribution and control apparatus)	142	-
273	Manufacture of wiring and wiring devices	623	-
2732	Manufacture of other electronic and electric wires and cables	224	-
27320	Manufacture of insulated wire and cable, made of steel, copper, aluminium	224	-
2733	Manufacture of wiring devices	399	-
27331	Manufacture of bus bars, electrical conductors, GFCI (ground fault circuit interrupters), lamp holders, coils, switches/ boxes for electrical wiring, electrical outlets and sockets, electrical conduit and fitting etc.	333	-
27333	Manufacture of plastic non current-carrying wiring devices including plastic junction boxes, face plates, and similar, plastic pole line fittings etc.	66	-
274	Manufacture of electric lighting equipment	209	-
2740	Manufacture of electric lighting equipment	209	-

Major Indsutry Major Groups		No. of reporting manufacturing units	Receipts from other non-industrial activities i.e. rent, lease,ware house storage
PSIC Code	Description		
1	2	3	4
27401	Manufacture of lamps, fixtures and bulbs, ceiling lighting fixtures, chandeliers, table lamps, flashlights, electric insect lamps, lanterns, spotlights etc.	209	-
275	Manufacture of domestic appliances	100	-
2750	Manufacture of domestic appliances	100	-
27501	Manufacture of domestic electric appliances (see description for detail)	84	-
27503	Manufacture of domestic non-electric cooking and heating equipment	16	-
279	Manufacture of other electrical equipment	774	-
2790	Manufacture of other electrical equipment	774	-
27901	Manufacture of battery chargers, door opening and closing devices, electrical, bells, tanning beds	54	-
27902	Manufacture of uninterruptible power supplies (UPS), power supplies	618	-
27905	Manufacture of electrical welding and soldering equipment, including hand-held soldering irons	60	-
27909	Manufacture of other electrical equipment n.e.c.	42	-
28	Manufacture of machinery and equipment n.e.c.	5,004	1922
281	Manufacture of general-purpose machinery	1,220	-
2811	Manufacture of engines and turbines, except aircraft, vehicle and cycle engines	683	-
28112	Manufacture of turbines and parts thereof, boiler-turbine sets, turbine-generator sets etc.	683	-
2813	Manufacture of other pumps, compressors, taps and valves	201	-
28131	Manufacture of air or vacuum pumps, air or other gas compressors	108	-
28134	Manufacture of industrial taps and valves, including regulating valves and intake taps, sanitary taps and valves, heating taps and valves, hand pumps etc.	93	-
2814	Manufacture of bearings, gears, gearing and driving elements	28	-
28143	Manufacture of gears, gearing and gear boxes and other speed changers, clutches & shaft couplings, flywheels & pulleys, power transmission chain etc.	28	-
2815	Manufacture of ovens, furnaces and furnace burners	135	-
28151	Manufacture of electrical and other furnaces, ovens, incinerators, burners etc.	30	-
28152	Manufacture of permanent mount electric heaters, non-electric household heating equipment etc.	105	-
2818	Manufacture of power-driven hand tools	46	-
28180	Manufacture of hand tools, with self-contained electric or non-electric motor or pneumatic drive (see note for detail)	46	-
2819	Manufacture of other general-purpose machinery	127	-
28191	Manufacture of industrial refrigerating or freezing equipment, air-conditioning machines, non-domestic fans etc.	28	-
28193	Manufacture of filtering or purifying machinery and apparatus for liquids, equipment for projecting, dispersing or spraying liquids or powders	60	-
28199	Manufacture of other general-purpose machinery n.e.c.	39	-
282	Manufacture of special-purpose machinery	3,784	1922
2821	Manufacture of agricultural and forestry machinery	1,991	1880
28211	Manufacture of tractors used in agriculture and forestry	50	-
28214	Manufacture of agricultural machinery for soil preparation, planting or fertilizing	1,121	480
28215	Manufacture of harvesting or threshing machinery	532	1400
28217	Manufacture of spraying machinery for agricultural use	168	-
28219	Manufacture of diverse agricultural machinery n.e.c.	120	-

Major Indsutry Major Groups		No. of reporting manufacturing units	Receipts from other non-industrial activities i.e. rent, lease,ware house storage
PSIC Code	Description		
1	2	3	4
2822	Manufacture of metal-forming machinery and machine tools	767	42
28222	Manufacture of machine tools for turning, drilling, milling, shaping, planning, boring, grinding etc.	147	-
28224	Manufacture of punch presses, hydraulic presses, hydraulic brakes, drop hammers, forging machines etc.	35	-
28227	Manufacture of parts and accessories for the machine tools listed above	585	42
2823	Manufacture of machinery for metallurgy	3	-
28232	Manufacture of metal-rolling mills and rolls for such mills	3	-
2825	Manufacture of machinery for food, beverage and tobacco processing	81	-
28256	Manufacture of machinery for the extraction or preparation of animal or vegetable fats or oils	20	-
28257	Manufacture of machinery for the preparation of tobacco and for the making of cigarettes or cigars, or for pipe or chewing tobacco or snuff	61	-
2826	Manufacture of machinery for textile, apparel and leather production	917	-
28262	Manufacture of auxiliary machines or equipment for textile machinery	850	-
28264	Manufacture of machinery for fabric processing	18	-
28266	Manufacture of sewing machines	49	-
2829	Manufacture of other special-purpose machinery	25	-
28296	Manufacture of diverse special-purpose machinery and equipment	25	-
29	Manufacture of motor vehicles, trailers and semi-trailers	6,631	6664
291	Manufacture of motor vehicles	134	-
2910	Manufacture of motor vehicles	134	-
29103	Manufacture of other motor vehicles	134	-
292	Manufacture of bodies (coachwork) for motor vehicles; manufacture of trailers and semi-trailers	1,260	748
2920	Manufacture of bodies (coachwork) for motor vehicles; manufacture of trailers and semi-trailers	1,260	748
29201	Manufacture of bodies, including cabs for motor vehicles and outfitting of all types	653	-
29202	Manufacture of trailers and semi-trailers	221	748
29203	Manufacture of containers for carriage by one or more modes of transport	386	-
293	Manufacture of parts and accessories for motor vehicles	5,147	5316
2930	Manufacture of parts and accessories for motor vehicles	5,147	5316
29301	Manufacture of diverse parts and accessories for motor vehicles	1,550	4800
29302	Manufacture of parts & accessories of bodies for motor vehicles, car seats etc.	3,475	516
29303	Manufacture of motor vehicle electrical equipment	122	-
299		90	600
2991		60	-
29913		60	-
2992		30	600
29923		30	600
30	Manufacture of other transport equipment	2,524	26240
309	Manufacture of transport equipment n.e.c.	2,524	26240

Major Indsutry Major Groups		No. of reporting manufacturing units	Receipts from other non-industrial activities i.e. rent, lease,ware house storage
PSIC Code	Description		
1	2	3	4
3091	Manufacture of motorcycles	1,389	1144
30911	Manufacture of motorcycles, mopeds and cycles fitted with an auxiliary engine, engines for motorcycles, sidecars etc.	273	-
30912	Manufacture of parts and accessories for motorcycles	1,116	1144
3092	Manufacture of bicycles and invalid carriages	237	23800
30921	Manufacture of non-motorized bicycles and other cycles, parts and accessories of bicycles etc.	113	-
30922	Manufacture of invalid carriages, their parts & accessories, baby carriages etc.	124	23800
3099	Manufacture of other transport equipment n.e.c.	898	1296
30991	Manufacture of hand-propelled vehicles: luggage trucks, handcarts, sledges, shopping carts etc.	270	-
30992	Manufacture of vehicles drawn by animals: sulkies, donkey-carts, hearses etc.	628	1296
31	Manufacture of furniture	47,710	20475
310	Manufacture of furniture	47,710	20475
3100	Manufacture of furniture	47,710	20475
31001	Manufacture of chairs and seats, sofas, sofa beds and sofa sets	37,845	17144
31002	Manufacture of special furniture for shops: counters, display cases, shelves etc., for churches, schools, restaurants	549	488
31003	Manufacture of office furniture	159	-
31004	Manufacture of kitchen furniture, furniture for bedrooms etc., cabinets	6,447	659
31005	Manufacture of laboratory benches, stools and other laboratory seating, laboratory furniture (e.g. cabinets and tables)	682	-
31009	Manufacture of other furniture n.e.c.	2,028	2184
32	Other manufacturing	50,246	64111
321	Manufacture of jewellery, bijouterie and related articles	30,747	12672
3211	Manufacture of jewellery and related articles	29,954	12672
32111	Production of worked pearls	122	-
32112	Production of precious and semi-precious stones / diamonds in the worked state	108	-
32113	Manufacture of jewellery, goldsmiths' articles	29,518	12672
32114	Manufacture of precious metal watch bands, wristbands, watch straps and cigarette cases etc.	206	-
3212	Manufacture of imitation jewellery and related articles	793	-
32121	Manufacture of costume or imitation jewellery	793	-
322	Manufacture of musical instruments	324	-
3220	Manufacture of musical instruments	324	-
32202	Manufacture of musical instruments, the sound of which is produced electronically, musical boxes, fairground organs, calliopes etc., instrument parts and accessories	62	-
32209	Manufacture of other musical instruments n.e.c.	262	-
323	Manufacture of sports goods	11,835	8400
3230	Manufacture of sports goods	11,835	8400
32301	Manufacture of foot balls	11,323	8400
32302	Manufacture of rackets, bats	125	-
32309	Manufacture of other articles and equipment for sports, outdoor and indoor games, of any material n.e.c.	387	-

Major Indsutry Major Groups		No. of reporting manufacturing units	Receipts from other non-industrial activities i.e. rent, lease,ware house storage
PSIC Code	Description		
1	2	3	4
324	Manufacture of games and toys	484	-
3240	Manufacture of games and toys	484	-
32401	Manufacture of dolls and doll garments, parts and accessories, action figures, toy animals, musical instruments,	241	-
32402	Manufacture of playing cards, games, chess etc.,	3	-
32403	Manufacture of coin-operated games, billiards, special tables for games, etc.	21	-
32409	Manufacture of other games and toys n.e.c.	219	-
325	Manufacture of medical and dental instruments and supplies	3,367	43039
3250	Manufacture of medical and dental instruments and supplies	3,367	43039
32501	Manufacture of surgical drapes and sterile string and tissue	1,782	700
32502	Manufacture of dental fillings and cements (except denture adhesives), dental wax and other dental plaster preparations	83	-
32505	Manufacture of medical, surgical, dental or veterinary furniture	446	42339
32506	Manufacture of dental instruments (including dentists' chairs incorporating dental equipment), orthopaedic and prosthetic devices	745	-
32507	Manufacture of bone plates and screws, syringes, needles, catheters, cannulae, etc., artificial teeth, bridges, etc., medical thermometers, bone reconstruction cements	26	-
32508	Manufacture of ophthalmic goods, eyeglasses, sunglasses, lenses ground to prescription, contact lenses, safety goggles	71	-
32509	Manufacture of other medical and dental instruments and supplies n.e.c.	214	-
329	Other manufacturing n.e.c.	3,489	-
3290	Other manufacturing n.e.c.	3,481	-
32901	Manufacture of protective safety equipment	85	-
32902	Manufacture of brooms and brushes, including brushes constituting parts of machines, shoe and clothes brushes,	1,645	-
32903	Manufacture of pens and pencils of all kinds whether or not mechanical, pencil leads, stamps etc.	1,701	-
32909	Others manufacturing n.e.c.	50	-
3299		8	-
32992		8	-
33	Repair and installation of machinery and equipment	9,155	19380
331	Repair of fabricated metal products, machinery and equipment	8,963	19380
3311	Repair of fabricated metal products	54	-
33119	Repair of other fabricated metal products n.e.c.	54	-
3312	Repair of machinery	2,305	156
33127	Repair and maintenance of miscellaneous machinery	1,883	156
33128	Repair and maintenance of weighing equipment, vending machines, photocopy machines, calculators, typewriters etc.	131	-
33129	Repair of other machinery n.e.c.	291	-
3313	Repair of electronic and optical equipment	411	-
33131	Repair and maintenance of the measuring, testing, navigating and control equipment of group 265	375	-
33132	Repair and maintenance of irradiation, electro-medical and electrotherapeutic equipment of class 2660	36	-
3314	Repair of electrical equipment	4,688	960
33141	Repair and maintenance of power, distribution, and specialty transformers	325	-

Major Indsutry Major Groups		No. of reporting manufacturing units	Receipts from other non-industrial activities i.e. rent, lease, ware house storage
PSIC Code	Description		
1	2	3	4
33142	Repair and maintenance of electric motors, generators etc	3,654	660
33143	Repair and maintenance of switchgear and switchboard apparatus, relays and industrial controls, electric lighting equipment, primary and storage batteries etc.	573	300
33144	Repair and maintenance of current-carrying wiring devices and non current-carrying wiring devices for wiring electrical circuits etc.	136	-
3315	Repair of transport equipment, except motor vehicles	938	18264
33151	Repair and routine maintenance of ships	2	-
33153	Repair and maintenance of locomotives and railroad cars (except factory rebuilding or factory conversion)	838	18264
33155	Repair of animal drawn buggies and wagons	98	-
3319	Repair of other equipment	567	-
33193	Restoring of organs and other historical musical instruments	36	-
33199	Repair of other equipment n.e.c.	531	-
332	Installation of industrial machinery and equipment	192	-
3320	Installation of industrial machinery and equipment	192	-
33201	Installation of industrial machinery in industrial plant and industrial process control equipment	175	-
33202	Installation of other industrial equipment like communications equipment, mainframe and similar computers, irradiation and electro-medical equipment etc	17	-
URBAN		1046935	1030296
10	Manufacture of food products	131,554	581603
101	Processing and preserving of meat	1,211	-
1010	Processing and preserving of meat	1,211	-
10103	Production of dried, salted or smoked meat	1,088	-
10104	Production of meat products	52	-
10107	Processing of animal offal	71	-
103	Processing and preserving of fruit and vegetables	1,132	-
1030	Processing and preserving of fruit and vegetables	1,132	-
10301	Manufacture of food consisting chiefly of fruit or vegetables/ manufacture of perishable prepared foods of fruit and vegetables, such as: Salads, peeled or cut vegetables	117	-
	tofu (bean curd)		
10302	Preserving of fruit, nuts or vegetables	443	-
10303	Manufacture of fruit or vegetable food products	96	-
10304	Manufacture of fruit or vegetable juices/ concentrates	76	-
10309	Others (Processing and Preserving of fruit and vegetables)	400	-
104	Manufacture of vegetable and animal oils and fats	1,452	-
1040	Manufacture of vegetable and animal oils and fats	1,452	-
10401	Manufacture of crude / refined vegetable oils and their processing	405	-
10402	Manufacture of non-defatted flour or meal of oilseeds, oil nuts or oil kernels	435	-
10405	Production of cotton linters	36	-
10406	Production of oilcakes and other residual products of oil production	438	-
10409	Others (Manufacture of vegetable and animal oils and fats)	138	-

Major Indsutry Major Groups		No. of reporting manufacturing units	Receipts from other non-industrial activities i.e. rent, lease, ware house storage
PSIC Code	Description		
1	2	3	4
105	Manufacture of dairy products	8,396	429552
1050	Manufacture of dairy products	8,396	429552
10501	Manufacture of fresh liquid milk, pasteurized, sterilized, homogenized and/or ultra heat treated/ manufacture of milk-based drinks	362	-
10502	Manufacture of cream from fresh liquid milk	549	429552
10503	Manufacture of dried or concentrated milk	105	-
10504	Manufacture of butter/ cheese etc.	1,742	-
10505	Manufacture of yoghurt	3,868	-
10506	Manufacture of ice cream and other edible ice/ Manufacture of milk or cream in solid form	891	-
10509	Others (Manufacture of dairy products)	879	-
106	Manufacture of grain mill products, starches and starch products	94,881	148566
1061	Manufacture of grain mill products	94,734	148566
10611	Grain milling	88,423	145262
10612	Rice milling	358	-
10613	Vegetable milling	108	-
10614	Manufacture of cereal breakfast foods	80	-
10615	Manufacture of flour mixes and prepared blended flour and dough for bread, cakes, biscuits or pancakes	4,802	3304
10619	Others (Manufacture of grain mill products).	963	-
1062	Manufacture of starches and starch products	147	-
10621	Manufacture of starches from rice, potatoes, maize etc.	20	-
10625	Manufacture of corn oil	127	-
107	Manufacture of other food products	24,482	3485
1071	Manufacture of bakery products	18,442	1493
10711	Manufacture of bread and rolls	2,752	1404
10712	Manufacture of fresh/ preserved pastry, cakes, pies, tarts etc.	1,904	-
10713	Manufacture of rusks, biscuits and other "dry" bakery products/ snack products	3,800	-
10719	Others (Manufacture of bakery products)	9,986	89
1072	Manufacture of sugar	2,928	1152
10721	Manufacture or refining of sugar and sugar substitutes from the juice of cane, beet, maple and palm etc.	2,892	1152
10722	Manufacture of sugar syrups	36	-
1073	Manufacture of cocoa, chocolate and sugar confectionery	264	840
10731	Manufacture of cocoa, cocoa butter, cocoa fat, cocoa oil	72	-
10732	Manufacture of chocolate & chocolate confectionery, sugar confectionery etc.	105	840
10734	Preserving in sugar of fruit, nuts, fruit peels and other parts of plants	87	-
1075	Manufacture of prepared meals and dishes	1,787	-
10751	Manufacture of meat or poultry dishes	765	-
10752	Manufacture of fish dishes, including fish and chips	174	-

Major Indsutry Major Groups		No. of reporting manufacturing units	Receipts from other non-industrial activities i.e. rent, lease, ware house storage
PSIC Code	Description		
1	2	3	4
10759	Others (Manufacture of prepared meals and dishes)	848	-
1079	Manufacture of other food products n.e.c.	1,061	-
10795	Manufacture of perishable prepared foods, such as sandwiches, fresh pizza	123	-
10796	Manufacture of spices, sauces and condiments	71	-
10798	Processing of salt into food-grade salt, e.g. iodized salt	97	-
10799	Others (Manufacture of food products)	770	-
11	Manufacture of beverages	483	350
110	Manufacture of beverages	480	350
1104	Manufacture of soft drinks; production of mineral waters and other bottled waters	480	350
11041	Manufacture of non-alcoholic beverages	70	-
11042	Production of natural mineral waters and other bottled waters	51	-
11043	Manufacture of soft drinks like lemonade, orangeade, cola, fruit drinks, tonic waters etc.	359	350
113		3	-
1139		3	-
11399		3	-
12	Manufacture of tobacco products	11,456	3060
120	Manufacture of tobacco products	11,456	3060
1200	Manufacture of tobacco products	11,456	3060
12001	Manufacture of tobacco products and products of tobacco substitutes etc.	11,378	3060
12009	Others (Manufacture of tobacco products)	78	-
13	Manufacture of textiles	490,215	85335
131	Spinning, weaving and finishing of textiles	9,923	11136
1311	Preparation and spinning of textile fibres	2,435	11136
13111	Preparatory operations on textile fibres	218	-
13112	Spinning and manufacture of yarn or thread	2,217	11136
1312	Weaving of textiles	4,298	-
13121	Manufacture of broad woven cotton-type, woollen-type, worsted-type or silk-type fabrics	3,081	-
13122	Manufacture of other broad woven fabrics, using flax, ramie, hemp, jute, bast fibres and special yarns	76	-
13129	Others (Weaving of textiles)	1,141	-
1313	Finishing of textiles	3,190	-
13131	Bleaching and dyeing of textile fibres, yarns, fabrics and textile articles, including wearing apparel	1,934	-
13132	Dressing, drying, steaming, shrinking, mending, Sanforizing, mercerizing of textiles and textile articles, including wearing apparel	854	-
13139	Others (Finishing of textiles)	402	-
139	Manufacture of other textiles	480,292	74199
1391	Manufacture of knitted and crocheted fabrics	670	-
13910	Manufacture and processing of knitted or crocheted fabrics etc.	670	-

Major Indsutry Major Groups		No. of reporting manufacturing units	Receipts from other non-industrial activities i.e. rent, lease,ware house storage
PSIC Code	Description		
1	2	3	4
1392	Manufacture of made-up textile articles, except apparel	27,429	4904
13921	Manufacture, of made-up articles of any textile material	20,272	4344
13922	Manufacture of made-up furnishing articles	6,354	560
13925		17	-
13929	Others (Manufacture of made-up textile articles, except apparel)	786	-
1393	Manufacture of carpets and rugs	51,934	494
13930	Manufacture of textile floor coverings like carpets, rugs and mats, tiles etc.	51,934	494
1394	Manufacture of cordage, rope, twine and netting	30,676	-
13941	Manufacture of twine, cordage, rope and cables of textile fibres or strip or the like	21,633	-
13942	Manufacture of knotted netting of twine, cordage or rope including products of rope or netting	9,043	-
1399	Manufacture of other textiles n.e.c.	369,583	68802
13991	Manufacture of labels, badges etc.	491	-
13992	Manufacture of tulles and other net fabrics, and of lace and embroidery/ ornamental trimmings	355,028	67477
13999	Others (Manufacture of other textiles)	14,064	1325
14	Manufacture of wearing apparel	82,830	34506
141	Manufacture of wearing apparel, except fur apparel	72,740	34377
1410	Manufacture of wearing apparel, except fur apparel	72,740	34377
14101	Manufacture of wearing apparel made of leather or composition leather	288	-
14102	Manufacture of other outerwear/ work wear	26,160	23008
14103	Manufacture of underwear and nightwear	858	-
14104	Manufacture of babies' garments, tracksuits and others etc.	809	180
14105	Manufacture of other clothing accessories such as gloves, belts, shawls, ties, cravats, hairnets etc./ hats and caps	43,454	11189
14106	Manufacture of footwear of textile material without applied soles	35	-
14109	Others (Manufacture of wearing apparel, except fur apparel)	1,136	-
142	Manufacture of articles of fur	166	-
1420	Manufacture of articles of fur	166	-
14200	Manufacture of articles made of fur skins	166	-
143	Manufacture of knitted and crocheted apparel	9,924	130
1430	Manufacture of knitted and crocheted apparel	9,924	130
14301	Manufacture of knitted or crocheted wearing apparel and other made-up articles like pullovers, cardigans, jerseys, waistcoats and similar articles	7,726	130
14302	Manufacture of hosiery, including socks, tights and pantyhose	1,353	-
14309	Others (Manufacture of knitting and crocheted apparel)	845	-
15	Manufacture of leather and related products	22,380	5177
151	Tanning and dressing of leather; manufacture of luggage, handbags, saddlery and harness; dressing and dyeing of fur	1,344	-
1511	Tanning and dressing of leather; dressing and dyeing of fur	224	-
15111	Tanning, dyeing and dressing of hides and skins	93	-

Major Indsutry Major Groups		No. of reporting manufacturing units	Receipts from other non-industrial activities i.e. rent, lease,ware house storage
PSIC Code	Description		
1	2	3	4
15112	Scraping, shearing, plucking, currying, tanning, bleaching and dyeing of fur skins and hides with the hair on	72	-
15119	Others (Tanning and dressing of leather, dressing and dying of fur)	59	-
1512	Manufacture of luggage, handbags and the like, saddlery and harness	1,120	-
15121	Manufacture of luggage, handbags and the like, of leather, composition leather or any other material	793	-
15122	Manufacture of diverse articles of leather or composition leather	132	-
15129	Others (Manufacture of luggage, handbags and the saddlery and harness)	195	-
152	Manufacture of footwear	21,036	5177
1520	Manufacture of footwear	21,036	5177
15201	Manufacture of footwear for all purposes, of any material, by any process	13,397	4449
15202	Manufacture of leather parts of footwear etc.	6,471	29
15209	Others (Manufacture of footwear)	1,168	700
16	Manufacture of wood and of products of wood and cork, except furniture, manufacture of articles of straw and plaiting materials	130,811	131869
161	Sawmilling and planning of wood	15,003	103382
1610	Sawmilling and planning of wood	15,003	103382
16101	Sawing, planning and machining of wood/ slicing, peeling or chipping logs	13,872	103382
16102	Manufacture of wooden railway sleepers	35	-
16103	Manufacture of unassembled wooden flooring/ wood wool, wood flour, chips, particles	222	-
16109	Others (Manufacture of Sawmilling and planning of wood)	874	-
162	Manufacture of products of wood, cork, straw and plaiting materials	115,808	28487
1621	Manufacture of veneer sheets and wood-based panels	5,584	-
16212	Manufacture of plywood, veneer panels and similar laminated wood boards and sheets	247	-
16213	Manufacture of particle board and fibreboard/ densified wood etc.	64	-
16219	Others (Manufacture of veneer sheets and wood-based panels)	5,273	-
1622	Manufacture of builders' carpentry and joinery	10,572	3498
16221	Manufacture of wooden goods intended to be used in the construction industry	9,331	3330
16222	Manufacture of prefabricated buildings, or elements thereof, predominantly of wood/ mobile homes / wood partitions etc.	1,241	168
1623	Manufacture of wooden containers	5,215	18593
16231	Manufacture of packing cases, boxes, crates, drums/ cable-drums etc. of wood	4,466	18593
16232	Manufacture of pallets, box pallets and other load boards of wood/ manufacture of barrels, vats, tubs and other coopers' products of wood	677	-
16233	Manufacture of wooden cable-drums	72	-
1629	Manufacture of other products of wood; manufacture of articles of cork, straw and plaiting materials	94,437	6397
16291	Manufacture of various wood products (see detail in description)	24,414	6130
16292	Natural cork processing, manufacture of agglomerated cork / articles of cork etc.	22,129	76
16299	Others(Manufacture of other products of wood, manufacture of articles of cork, straw and planting materials)	47,894	191
17	Manufacture of paper and paper products	1,798	-
170	Manufacture of paper and paper products	1,798	-

Major Indsutry Major Groups		No. of reporting manufacturing units	Receipts from other non-industrial activities i.e. rent, lease, ware house storage
PSIC Code	Description		
1	2	3	4
1701	Manufacture of pulp, paper and paperboard	215	-
17013	Manufacture of paper and paperboard/ further processing of paper and paperboard	135	-
17014	Manufacture of newsprint and other printing or writing paper	11	-
17019	Others (Manufacture of pulp, paper and paperboard)	69	-
1702	Manufacture of corrugated paper and paperboard and of containers of paper and paperboard	1,494	-
17021	Manufacture of corrugated paper and paperboard and their container etc.	220	-
17022	Manufacture of sacks, bags, office box files and similar articles of paper	1,265	-
17029	Others (Manufacture of corrugated paper and paperboard and containers of paper and paperboard)	9	-
1709	Manufacture of other articles of paper and paperboard	89	-
17092	Manufacture of printing and writing paper, computer printout paper, self-copy paper etc. ready for use	17	-
17099	Others (Manufacture of other articles of paper and paperboard)	72	-
18	Printing and reproduction of recorded media	6,681	101
181	Printing and service activities related to printing	6,681	101
1811	Printing	2,182	101
18111	Printing of newspapers, magazines and other periodicals	310	-
18112	Printing of books and brochures, music and music manuscripts, maps, atlases, posters, advertising catalogues, prospectuses and other printed advertising,	1,518	-
18115	Printing directly onto textiles, plastic, glass, metal, wood and ceramics (except silk-screen printing on textiles and wearing apparel)	81	-
18119	Other printing n.e.c.	273	101
1812	Service activities related to printing	4,499	-
18121	Binding of printed sheets	1,580	-
18122	Composition, typesetting, phototypesetting, pre-press data input including scanning and optical character recognition, electronic make-up	46	-
18123	Plate-making services including image-setting and plate-setting	583	-
18124	Preparation of plates and dies	86	-
18125	Design of printing products e.g. sketches, layouts, dummies etc.	209	-
18126	Other graphic activities such as die-sinking or die-stamping, Braille copying, embossing, varnishing and laminating, collating and inseting, creasing	114	-
18129	Other (Service activities related to printing)	1,881	-
19	Manufacture of coke and refined petroleum products	4,105	-
191	Manufacture of coke oven products	195	-
1910	Manufacture of coke oven products	195	-
19101	Operation of coke ovens	16	-
19102	Production of coke and semi-coke/ production of coke oven gas	35	-
19104	Production of crude coal and lignite tars	144	-
192	Manufacture of refined petroleum products	3,910	-
1920	Manufacture of refined petroleum products	3,910	-
19206	Manufacture of hard-coal and lignite fuel briquettes / petroleum briquettes	180	-
19207	Blending of bio fuels	3,730	-

Major Indsutry Major Groups		No. of reporting manufacturing units	Receipts from other non-industrial activities i.e. rent, lease, ware house storage
PSIC Code	Description		
1	2	3	4
20	Manufacture of chemicals and chemical products	946	-
202	Manufacture of other chemical products	674	-
2022	Manufacture of paints, varnishes and similar coatings, printing ink and mastics	79	-
20221	Manufacture of paints and varnishes, enamels or lacquers	68	-
20222	Manufacture of prepared pigments and dyes, opacifiers and colours	11	-
2023	Manufacture of soap and detergents, cleaning and polishing preparations, perfumes and toilet preparations	564	-
20232	Manufacture of soap	105	-
20234	Manufacture of surface-active preparations (washing powders and detergents, dish-washing preparations, textile softeners)	43	-
20235	Manufacture of cleaning and polishing products	416	-
2029	Manufacture of other chemical products n.e.c.	31	-
20294	Manufacture of photographic plates, films, sensitized paper and other sensitized unexposed materials	15	-
20298	Manufacture of matches	16	-
203	Manufacture of man-made fibres	272	-
2030	Manufacture of man-made fibres	272	-
20302	Manufacture of synthetic or artificial staple fibres, not carded, combed or otherwise processed for spinning	67	-
20303	Manufacture of synthetic or artificial filament yarn, including high-tenacity yarn	37	-
20309	Others (Manufacture of man-made fibres)	168	-
21	Manufacture of basic pharmaceutical products and pharmaceutical preparations	53	-
210	Manufacture of pharmaceuticals, medicinal chemical and botanical product	53	-
2100	Manufacture of pharmaceuticals, medicinal chemical and botanical products	53	-
21003	Manufacture of medicaments including homeopathic preparations	53	-
22	Manufacture of rubber and plastics products	6,799	16069
221	Manufacture of rubber products	379	-
2211	Manufacture of rubber tyres and tubes; retreading and rebuilding of rubber tyres	21	-
22113	Manufacture of interchangeable tyre treads, tyre flaps, "camelback" strips for retreading tyres etc./ tyre rebuilding and retreading	21	-
2219	Manufacture of other rubber products	358	-
22191	Manufacture of other products of natural or synthetic rubber (see description for detail)	118	-
22192	Manufacture of rubber brushes, pipe stems, combs, hair pins etc.	194	-
22199	Others (Manufacture of other rubber products)	46	-
222	Manufacture of plastics products	6,420	16069
2220	Manufacture of plastics products	6,420	16069
22201	Manufacture of semi-manufactures and finished plastic products/ plastic articles for the packing of goods	1,448	9856
22202	Manufacture of builders' plastics ware(see note for detail)	603	-
22203	Manufacture of plastic tableware, kitchenware and toilet articles	202	-
22204	Manufacture of artificial stone/ plastic signs etc.	214	-
22209	Manufacture of other diverse plastic products	3,953	6213

Major Indsutry Major Groups		No. of reporting manufacturing units	Receipts from other non-industrial activities i.e. rent, lease, ware house storage
PSIC Code	Description		
1	2	3	4
23	Manufacture of other non-metallic mineral products	14,565	17962
231	Manufacture of glass and glass products	83	-
2310	Manufacture of glass and glass products	83	-
23109	Others (Manufacture of glass and glass products)	83	-
239	Manufacture of non-metallic mineral products n.e.c.	14,482	17962
2392	Manufacture of clay building materials	5,281	8988
23921	Manufacture of non-refractory ceramic hearth or wall tiles, mosaic cubes etc.	1,181	-
23922	Manufacture of structural non-refractory clay building materials, like ceramic bricks, roofing tiles, pipes, conduits etc./ flooring blocks in baked clay	4,100	8988
2393	Manufacture of other porcelain and ceramic products	1,711	154
23931	Manufacture of ceramic tableware and other domestic or toilet articles etc.	939	70
23933	Manufacture of ceramic laboratory, chemical and industrial products etc.	35	-
23939	Manufacture of other porcelain and ceramic products n.e.c.	737	84
2394	Manufacture of cement, lime and plaster	68	-
23941	Manufacture of clinkers and hydraulic cements, including Portland, aluminous cement, slag cement and super phosphate cements	32	-
23942	Manufacture of quicklime, slaked lime and hydraulic lime	36	-
2395	Manufacture of articles of concrete, cement and plaster	4,904	-
23951	Manufacture of precast concrete, cement or artificial stone articles and plaster articles for use in construction	3,497	-
23952	Manufacture of prefabricated structural components for buildings or civil engineering of cement, concrete or artificial stone	84	-
23953	Manufacture of articles of asbestos-cement or cellulose fibre-cement or the like (sheets, panels, tiles,, pipes, troughs, basins, sinks, furniture, frames etc.)	848	-
23959	Manufacture of other articles of concrete, plaster, cement or artificial stone	475	-
2396	Cutting, shaping and finishing of stone	1,923	8820
23961	Cutting, shaping and finishing of stone for use in construction, in cemeteries, on roads, as roofing etc.	1,923	8820
2399	Manufacture of other non-metallic mineral products n.e.c.	595	-
23991	Manufacture of millstones, sharpening or polishing stones and natural or artificial abrasive products, including abrasive products on a soft base	328	-
23992	Manufacture of friction material and unmounted articles thereof with a base of mineral substances or of cellulose	267	-
24	Manufacture of basic metals	5,240	-
241	Manufacture of basic iron and steel	309	-
2410	Manufacture of basic iron and steel	309	-
24105	Production of semi-finished products of steel	88	-
24106	Manufacture of hot/cold-rolled flat-rolled products of steel/ hot-rolled bars and rods, open sections of steel, steel bars and solid sections of steel by cold drawing, grinding or turning/ wire of steel	103	-
24109	Others (Manufacture of basic iron and steel)	118	-
242	Manufacture of basic precious and other non-ferrous metals	64	-
2420	Manufacture of basic precious and other non-ferrous metals	64	-
24201	Production and refining of unwrought or wrought precious metals, precious metal alloys/ semi-products: gold, silver, platinum etc. from ore and scrap	22	-
24205	Production of copper alloys/ manufacture of fuse wire or strip/ semi-manufacturing of copper	42	-

Major Indsutry Major Groups		No. of reporting manufacturing units	Receipts from other non-industrial activities i.e. rent, lease, ware house storage
PSIC Code	Description		
1	2	3	4
243	Casting of metals	4,867	-
2431	Casting of iron and steel	4,867	-
24313	Manufacture of tubes, pipes and hollow profiles and fittings of cast-iron, manufacture of seamless tubes and pipes of steel/ fittings of cast-steel	43	-
24319	Others (Casting of iron and steel)	4,824	-
25	Manufacture of fabricated metal products, except machinery and equipment	50,804	51948
251	Manufacture of structural metal products, tanks, reservoirs and steam generators	26,055	44499
2511	Manufacture of structural metal products	25,958	44499
25111	Manufacture of metal frameworks or skeletons for construction and parts thereof (towers, bridges etc.)/ Industrial frameworks in metal (frameworks for blast furnaces, lifting and handling equipment etc.)	194	-
25112	Manufacture of prefabricated buildings mainly of metal, metal doors, windows and their frames, shutters and gates, room partitions etc.	25,700	44499
25119	Others (Manufacture of structural metal products)	64	-
2512	Manufacture of tanks, reservoirs and containers of metal	97	-
25121	Manufacture of reservoirs, tanks and similar containers of metal, of types normally installed as fixtures for storage or manufacturing use	62	-
25122	Manufacture of metal containers for compressed or liquefied gas	35	-
252	Manufacture of weapons and ammunition	51	-
2520	Manufacture of weapons and ammunition	51	-
25202	Manufacture of small arms (revolvers, shotguns, light machine guns)	51	-
259	Manufacture of other fabricated metal products; metalworking service activities	24,698	7448
2591	Forging, pressing, stamping and roll-forming of metal; powder metallurgy	35	-
25911	Forging, pressing, stamping and roll-forming of metal	35	-
2592	Treatment and coating of metals; machining	1,198	-
25921	Plating, anodizing etc., heat treatment, deburring, sandblasting, tumbling, cleaning of metals	35	-
25922	Colouring and engraving, non-metallic coating, hardening, buffing of metals	78	-
25923	Boring, turning, milling, eroding, planning, lapping, broaching, levelling, sawing, grinding, sharpening, polishing, welding, splicing etc. of metalwork pieces	1,005	-
25924	Cutting of and writing on metals by means of laser beams	80	-
2593	Manufacture of cutlery, hand tools and general hardware	15,634	764
25931	Manufacture of cutlery	164	-
25932	Manufacture of knives and cutting blades, hand tools, non-power-driven agricultural hand tools, saws and saw blades for machines or for mechanical appliances	13,672	764
25933	Manufacture of padlocks, locks, keys, hinges and the like, hardware for buildings, furniture, vehicles etc.	813	-
25934	Manufacture of other tools of such nature n.e.c.	985	-
2599	Manufacture of other fabricated metal products n.e.c.	7,831	6684
25991	Manufacture of cans, drums, buckets, boxes, tins and cans for food products, metal cable, plaited bands and similar articles,	4,748	5748
25992	Manufacture of uninsulated metal cable or insulated cable not capable of being used as a conductor of electricity, articles made of wire etc.	143	-
25993	Manufacture of screw machine products, nails and pins, bolts, screws, nuts, springs, chains etc.	798	-
25994	Manufacture of metal household articles	1,998	936
25995	Manufacture of metal goods for office use, except furniture	36	-

Major Indsutry Major Groups		No. of reporting manufacturing units	Receipts from other non-industrial activities i.e. rent, lease, ware house storage
PSIC Code	Description		
1	2	3	4
25996	Manufacture of safes, strongboxes, armoured doors etc.	36	-
25997	Manufacture of various metal articles	72	-
26	Manufacture of computer, electronic and optical products	88	-
261	Manufacture of electronic components and boards	14	-
2610	Manufacture of electronic components and boards	14	-
26101	Manufacture of capacitors, electronic, resistors, electronic, microprocessors, bare printed circuit boards, electron tubes, electronic connectors, integrated circuits	14	-
264	Manufacture of consumer electronics	11	-
2640	Manufacture of consumer electronics	11	-
26404	Manufacture of radio receivers, speaker systems, amplifiers for musical instruments and public address systems	11	-
265	Manufacture of measuring, testing, navigating and control equipment; watches and clocks	28	-
2652	Manufacture of watches and clocks	28	-
26521	Manufacture of watches and clocks, watch and clock cases, components for clocks and watches	28	-
267	Manufacture of optical instruments and photographic equipment	35	-
2670	Manufacture of optical instruments and photographic equipment	35	-
26705	Manufacture of film cameras and digital cameras	35	-
27	Manufacture of electrical equipment	2,299	-
271	Manufacture of electric motors, generators, transformers and electricity distribution and control apparatus	765	-
2710	Manufacture of electric motors, generators, transformers and electricity distribution and control apparatus	765	-
27101	Manufacture of distribution electric / arc-welding transformers / substation transformers for electric power distribution	11	-
27102	Manufacture of transmission and distribution voltage regulators / electric motors / power generators / prime mover generator sets / armatures etc.	54	-
27103	Manufacture of power circuit breakers / surge suppressors / control panels for electric power distribution / electrical relays etc.	432	-
27104	Manufacture of duct for electrical switchboard apparatus / electric fuses / power switching equipment / electric power switches	126	-
27109	Others (Manufacture of electric motors, generators, transformers and electricity distribution and control apparatus)	142	-
273	Manufacture of wiring and wiring devices	623	-
2732	Manufacture of other electronic and electric wires and cables	224	-
27320	Manufacture of insulated wire and cable, made of steel, copper, aluminium	224	-
2733	Manufacture of wiring devices	399	-
27331	Manufacture of bus bars, electrical conductors, GFCI (ground fault circuit interrupters), lamp holders, coils, switches/ boxes for electrical wiring, electrical outlets and sockets, electrical conduit and fitting etc.	333	-
27333	Manufacture of plastic non current-carrying wiring devices including plastic junction boxes, face plates, and similar, plastic pole line fittings etc.	66	-
274	Manufacture of electric lighting equipment	177	-
2740	Manufacture of electric lighting equipment	177	-
27401	Manufacture of lamps, fixtures and bulbs, ceiling lighting fixtures, chandeliers, table lamps, flashlights, electric insect lamps, lanterns, spotlights etc.	177	-
275	Manufacture of domestic appliances	76	-
2750	Manufacture of domestic appliances	76	-
27501	Manufacture of domestic electric appliances (see description for detail)	60	-

Major Indsutry Major Groups		No. of reporting manufacturing units	Receipts from other non-industrial activities i.e. rent, lease,ware house storage
PSIC Code	Description		
1	2	3	4
27503	Manufacture of domestic non-electric cooking and heating equipment	16	-
279	Manufacture of other electrical equipment	658	-
2790	Manufacture of other electrical equipment	658	-
27902	Manufacture of uninterruptible power supplies (UPS), power supplies	556	-
27905	Manufacture of electrical welding and soldering equipment, including hand-held soldering irons	60	-
27909	Manufacture of other electrical equipment n.e.c.	42	-
28	Manufacture of machinery and equipment n.e.c.	4,144	1442
281	Manufacture of general-purpose machinery	1,062	-
2811	Manufacture of engines and turbines, except aircraft, vehicle and cycle engines	638	-
28112	Manufacture of turbines and parts thereof, boiler-turbine sets, turbine-generator sets etc.	638	-
2813	Manufacture of other pumps, compressors, taps and valves	118	-
28131	Manufacture of air or vacuum pumps, air or other gas compressors	108	-
28134	Manufacture of industrial taps and valves, including regulating valves and intake taps, sanitary taps and valves, heating taps and valves, hand pumps etc.	10	-
2814	Manufacture of bearings, gears, gearing and driving elements	28	-
28143	Manufacture of gears, gearing and gear boxes and other speed changers, clutches & shaft couplings, flywheels & pulleys, power transmission chain etc.	28	-
2815	Manufacture of ovens, furnaces and furnace burners	105	-
28152	Manufacture of permanent mount electric heaters, non-electric household heating equipment etc.	105	-
2818	Manufacture of power-driven hand tools	46	-
28180	Manufacture of hand tools, with self-contained electric or non-electric motor or pneumatic drive (see note for detail)	46	-
2819	Manufacture of other general-purpose machinery	127	-
28191	Manufacture of industrial refrigerating or freezing equipment, air-conditioning machines, non-domestic fans etc.	28	-
28193	Manufacture of filtering or purifying machinery and apparatus for liquids, equipment for projecting, dispersing or spraying liquids or powders	60	-
28199	Manufacture of other general-purpose machinery n.e.c.	39	-
282	Manufacture of special-purpose machinery	3,082	1442
2821	Manufacture of agricultural and forestry machinery	1,440	1400
28211	Manufacture of tractors used in agriculture and forestry	50	-
28214	Manufacture of agricultural machinery for soil preparation, planting or fertilizing	617	-
28215	Manufacture of harvesting or threshing machinery	489	1400
28217	Manufacture of spraying machinery for agricultural use	168	-
28219	Manufacture of diverse agricultural machinery n.e.c.	116	-
2822	Manufacture of metal-forming machinery and machine tools	677	42
28222	Manufacture of machine tools for turning, drilling, milling, shaping, planning, boring, grinding etc.	147	-
28224	Manufacture of punch presses, hydraulic presses, hydraulic brakes, drop hammers, forging machines etc.	35	-
28227	Manufacture of parts and accessories for the machine tools listed above	495	42
2823	Manufacture of machinery for metallurgy	3	-
28232	Manufacture of metal-rolling mills and rolls for such mills	3	-

Major Indsutry Major Groups		No. of reporting manufacturing units	Receipts from other non-industrial activities i.e. rent, lease, ware house storage
PSIC Code	Description		
1	2	3	4
2825	Manufacture of machinery for food, beverage and tobacco processing	20	-
28256	Manufacture of machinery for the extraction or preparation of animal or vegetable fats or oils	20	-
2826	Manufacture of machinery for textile, apparel and leather production	917	-
28262	Manufacture of auxiliary machines or equipment for textile machinery	850	-
28264	Manufacture of machinery for fabric processing	18	-
28266	Manufacture of sewing machines	49	-
2829	Manufacture of other special-purpose machinery	25	-
28296	Manufacture of diverse special-purpose machinery and equipment	25	-
29	Manufacture of motor vehicles, trailers and semi-trailers	4,994	6148
291	Manufacture of motor vehicles	134	-
2910	Manufacture of motor vehicles	134	-
29103	Manufacture of other motor vehicles	134	-
292	Manufacture of bodies (coachwork) for motor vehicles; manufacture of trailers and semi-trailers	670	748
2920	Manufacture of bodies (coachwork) for motor vehicles; manufacture of trailers and semi-trailers	670	748
29201	Manufacture of bodies, including cabs for motor vehicles and outfitting of all types	274	-
29202	Manufacture of trailers and semi-trailers	187	748
29203	Manufacture of containers for carriage by one or more modes of transport	209	-
293	Manufacture of parts and accessories for motor vehicles	4,100	4800
2930	Manufacture of parts and accessories for motor vehicles	4,100	4800
29301	Manufacture of diverse parts and accessories for motor vehicles	1,464	4800
29302	Manufacture of parts & accessories of bodies for motor vehicles, car seats etc.	2,572	-
29303	Manufacture of motor vehicle electrical equipment	64	-
299		90	600
2991		60	-
29913		60	-
2992		30	600
29923		30	600
30	Manufacture of other transport equipment	1,805	24944
309	Manufacture of transport equipment n.e.c.	1,805	24944
3091	Manufacture of motorcycles	1,147	1144
30911	Manufacture of motorcycles, mopeds and cycles fitted with an auxiliary engine, engines for motorcycles, sidecars etc.	273	-
30912	Manufacture of parts and accessories for motorcycles	874	1144
3092	Manufacture of bicycles and invalid carriages	237	23800
30921	Manufacture of non-motorized bicycles and other cycles, parts and accessories of bicycles etc.	113	-
30922	Manufacture of invalid carriages, their parts & accessories, baby carriages etc.	124	23800
3099	Manufacture of other transport equipment n.e.c.	421	-

Major Indsutry Major Groups		No. of reporting manufacturing units	Receipts from other non-industrial activities i.e. rent, lease, ware house storage
PSIC Code	Description		
1	2	3	4
30991	Manufacture of hand-propelled vehicles: luggage trucks, handcarts, sledges, shopping carts etc.	250	-
30992	Manufacture of vehicles drawn by animals: sulkies, donkey-carts, hearses etc.	171	-
31	Manufacture of furniture	33,901	17243
310	Manufacture of furniture	33,901	17243
3100	Manufacture of furniture	33,901	17243
31001	Manufacture of chairs and seats, sofas, sofa beds and sofa sets	26,518	15059
31002	Manufacture of special furniture for shops: counters, display cases, shelves etc., for churches, schools, restaurants	191	-
31003	Manufacture of office furniture	127	-
31004	Manufacture of kitchen furniture, furniture for bedrooms etc., cabinets	4,982	-
31005	Manufacture of laboratory benches, stools and other laboratory seating, laboratory furniture (e.g. cabinets and tables)	439	-
31009	Manufacture of other furniture n.e.c.	1,644	2184
32	Other manufacturing	32,253	51579
321	Manufacture of jewellery, bijouterie and related articles	13,672	140
3211	Manufacture of jewellery and related articles	12,915	140
32111	Production of worked pearls	60	-
32112	Production of precious and semi-precious stones / diamonds in the worked state	105	-
32113	Manufacture of jewellery, goldsmiths' articles	12,544	140
32114	Manufacture of precious metal watch bands, wristbands, watch straps and cigarette cases etc.	206	-
3212	Manufacture of imitation jewellery and related articles	757	-
32121	Manufacture of costume or imitation jewellery	757	-
322	Manufacture of musical instruments	297	-
3220	Manufacture of musical instruments	297	-
32202	Manufacture of musical instruments, the sound of which is produced electronically, musical boxes, fairground organs, calliopes etc., instrument parts and accessories	35	-
32209	Manufacture of other musical instruments n.e.c.	262	-
323	Manufacture of sports goods	11,729	8400
3230	Manufacture of sports goods	11,729	8400
32301	Manufacture of foot balls	11,217	8400
32302	Manufacture of rackets, bats	125	-
32309	Manufacture of other articles and equipment for sports, outdoor and indoor games, of any material n.e.c.	387	-
324	Manufacture of games and toys	466	-
3240	Manufacture of games and toys	466	-
32401	Manufacture of dolls and doll garments, parts and accessories, action figures, toy animals, musical instruments,	241	-
32402	Manufacture of playing cards, games, chess etc.,	3	-
32403	Manufacture of coin-operated games, billiards, special tables for games, etc.	21	-
32409	Manufacture of other games and toys n.e.c.	201	-
325	Manufacture of medical and dental instruments and supplies	2,889	43039

Major Indsutry Major Groups		No. of reporting manufacturing units	Receipts from other non-industrial activities i.e. rent, lease, ware house storage
PSIC Code	Description		
1	2	3	4
3250	Manufacture of medical and dental instruments and supplies	2,889	43039
32501	Manufacture of surgical drapes and sterile string and tissue	1,758	700
32502	Manufacture of dental fillings and cements (except denture adhesives), dental wax and other dental plaster preparations	83	-
32505	Manufacture of medical, surgical, dental or veterinary furniture	206	42339
32506	Manufacture of dental instruments (including dentists' chairs incorporating dental equipment), orthopaedic and prosthetic devices	605	-
32507	Manufacture of bone plates and screws, syringes, needles, catheters, cannulae, etc., artificial teeth, bridges, etc., medical thermometers, bone reconstruction cements	26	-
32508	Manufacture of ophthalmic goods, eyeglasses, sunglasses, lenses ground to prescription, contact lenses, safety goggles	15	-
32509	Manufacture of other medical and dental instruments and supplies n.e.c.	196	-
329	Other manufacturing n.e.c.	3,200	-
3290	Other manufacturing n.e.c.	3,200	-
32901	Manufacture of protective safety equipment	36	-
32902	Manufacture of brooms and brushes, including brushes constituting parts of machines, shoe and clothes brushes,	1,413	-
32903	Manufacture of pens and pencils of all kinds whether or not mechanical, pencil leads, stamps etc.	1,701	-
32909	Others manufacturing n.e.c.	50	-
33	Repair and installation of machinery and equipment	6,731	960
331	Repair of fabricated metal products, machinery and equipment	6,556	960
3312	Repair of machinery	1,210	-
33127	Repair and maintenance of miscellaneous machinery	944	-
33128	Repair and maintenance of weighing equipment, vending machines, photocopy machines, calculators, typewriters etc.	131	-
33129	Repair of other machinery n.e.c.	135	-
3313	Repair of electronic and optical equipment	381	-
33131	Repair and maintenance of the measuring, testing, navigating and control equipment of group 265	345	-
33132	Repair and maintenance of irradiation, electro-medical and electrotherapeutic equipment of class 2660	36	-
3314	Repair of electrical equipment	3,885	960
33141	Repair and maintenance of power, distribution, and specialty transformers	146	-
33142	Repair and maintenance of electric motors, generators etc	3,100	660
33143	Repair and maintenance of switchgear and switchboard apparatus, relays and industrial controls, electric lighting equipment, primary and storage batteries etc.	573	300
33144	Repair and maintenance of current-carrying wiring devices and non current-carrying wiring devices for wiring electrical circuits etc.	66	-
3315	Repair of transport equipment, except motor vehicles	549	-
33153	Repair and maintenance of locomotives and railroad cars (except factory rebuilding or factory conversion)	478	-
33155	Repair of animal drawn buggies and wagons	71	-
3319	Repair of other equipment	531	-
33193	Restoring of organs and other historical musical instruments	36	-
33199	Repair of other equipment n.e.c.	495	-
332	Installation of industrial machinery and equipment	175	-
3320	Installation of industrial machinery and equipment	175	-

Major Indsutry Major Groups		No. of reporting manufacturing units	Receipts from other non-industrial activities i.e. rent, lease, ware house storage
PSIC Code	Description		
1	2	3	4
33201	Installation of industrial machinery in industrial plant and industrial process control equipment	175	-
RURAL		195189	106985
10	Manufacture of food products	23,048	31164
101	Processing and preserving of meat	111	-
1010	Processing and preserving of meat	111	-
10103	Production of dried, salted or smoked meat	43	-
10104	Production of meat products	43	-
10109	Others (Processing and Preserving of meat)	25	-
103	Processing and preserving of fruit and vegetables	168	-
1030	Processing and preserving of fruit and vegetables	168	-
10301	Manufacture of food consisting chiefly of fruit or vegetables/ manufacture of perishable prepared foods of fruit and vegetables, such as: Salads, peeled or cut vegetables tofu (bean curd)	35	-
10303	Manufacture of fruit or vegetable food products	8	-
10304	Manufacture of fruit or vegetable juices/ concentrates	70	-
10307	Roasting of nuts/ manufacture of nut foods and pastes	55	-
104	Manufacture of vegetable and animal oils and fats	1,219	-
1040	Manufacture of vegetable and animal oils and fats	1,219	-
10401	Manufacture of crude / refined vegetable oils and their processing	416	-
10402	Manufacture of non-defatted flour or meal of oilseeds, oil nuts or oil kernels	93	-
10404	Manufacture of non-edible animal oils and fats/ extraction of fish and marine mammal oils	30	-
10405	Production of cotton linters	26	-
10406	Production of oilcakes and other residual products of oil production	480	-
10409	Others (Manufacture of vegetable and animal oils and fats)	174	-
105	Manufacture of dairy products	2,309	8562
1050	Manufacture of dairy products	2,309	8562
10501	Manufacture of fresh liquid milk, pasteurized, sterilized, homogenized and/or ultra heat treated/ manufacture of milk-based drinks	18	-
10502	Manufacture of cream from fresh liquid milk	75	-
10504	Manufacture of butter/ cheese etc.	224	-
10505	Manufacture of yoghurt	1,028	-
10506	Manufacture of ice cream and other edible ice/ Manufacture of milk or cream in solid form	757	8464
10509	Others (Manufacture of dairy products)	207	98
106	Manufacture of grain mill products, starches and starch products	10,171	22112
1061	Manufacture of grain mill products	10,011	22112
10611	Grain milling	8,090	22112
10612	Rice milling	143	-
10613	Vegetable milling	15	-

Major Indsutry Major Groups		No. of reporting manufacturing units	Receipts from other non-industrial activities i.e. rent, lease,ware house storage
PSIC Code	Description		
1	2	3	4
10614	Manufacture of cereal breakfast foods	29	-
10615	Manufacture of flour mixes and prepared blended flour and dough for bread, cakes, biscuits or pancakes	1,381	-
10619	Others (Manufacture of grain mill products).	353	-
1062	Manufacture of starches and starch products	160	-
10621	Manufacture of starches from rice, potatoes, maize etc.	130	-
10625	Manufacture of corn oil	30	-
107	Manufacture of other food products	9,070	490
1071	Manufacture of bakery products	7,137	490
10711	Manufacture of bread and rolls	1,040	-
10712	Manufacture of fresh/ preserved pastry, cakes, pies, tarts etc.	632	-
10713	Manufacture of rusks, biscuits and other "dry" bakery products/ snack products	1,921	360
10719	Others (Manufacture of bakery products)	3,544	130
1072	Manufacture of sugar	127	-
10721	Manufacture or refining of sugar and sugar substitutes from the juice of cane, beet, maple and palm etc.	115	-
10722	Manufacture of sugar syrups	12	-
1073	Manufacture of cocoa, chocolate and sugar confectionery	162	-
10732	Manufacture of chocolate & chocolate confectionery, sugar confectionery etc.	123	-
10734	Preserving in sugar of fruit, nuts, fruit peels and other parts of plants	39	-
1074	Manufacture of macaroni, noodles, couscous and similar farinaceous products	34	-
10741	Manufacture of pastas such as macaroni and noodles etc.	34	-
1075	Manufacture of prepared meals and dishes	778	-
10751	Manufacture of meat or poultry dishes	428	-
10752	Manufacture of fish dishes, including fish and chips	23	-
10753	Manufacture of prepared dishes of vegetables	112	-
10759	Others (Manufacture of prepared meals and dishes)	215	-
1079	Manufacture of other food products n.e.c.	832	-
10792	Blending of tea and mate/ manufacture of extracts and preparations based on tea or maté	42	-
10795	Manufacture of perishable prepared foods, such as sandwiches, fresh pizza	326	-
10796	Manufacture of spices, sauces and condiments	121	-
10797	Manufacture of herb infusions (mint, vervain, chamomile etc.)/ manufacture of extracts and juices of meat, fish, crustaceans or molluscs	17	-
10798	Processing of salt into food-grade salt, e.g. iodized salt	110	-
10799	Others (Manufacture of food products)	216	-
11	Manufacture of beverages	620	1353
110	Manufacture of beverages	620	1353
1104	Manufacture of soft drinks; production of mineral waters and other bottled waters	620	1353
11041	Manufacture of non-alcoholic beverages	20	-

Major Indsutry Major Groups		No. of reporting manufacturing units	Receipts from other non-industrial activities i.e. rent, lease, ware house storage
PSIC Code	Description		
1	2	3	4
11043	Manufacture of soft drinks like lemonade, orangeade, cola, fruit drinks, tonic waters etc.	600	1353
12	Manufacture of tobacco products	1,081	1365
120	Manufacture of tobacco products	1,081	1365
1200	Manufacture of tobacco products	1,081	1365
12001	Manufacture of tobacco products and products of tobacco substitutes etc.	1,081	1365
13	Manufacture of textiles	68,670	3364
131	Spinning, weaving and finishing of textiles	1,818	450
1311	Preparation and spinning of textile fibres	425	-
13111	Preparatory operations on textile fibres	70	-
13112	Spinning and manufacture of yarn or thread	355	-
1312	Weaving of textiles	885	450
13121	Manufacture of broad woven cotton-type, woollen-type, worsted-type or silk-type fabrics	774	450
13129	Others (Weaving of textiles)	111	-
1313	Finishing of textiles	508	-
13131	Bleaching and dyeing of textile fibres, yarns, fabrics and textile articles, including wearing apparel	400	-
13132	Dressing, drying, steaming, shrinking, mending, Sanforizing, mercerizing of textiles and textile articles, including wearing apparel	108	-
139	Manufacture of other textiles	66,852	2914
1391	Manufacture of knitted and crocheted fabrics	401	-
13910	Manufacture and processing of knitted or crocheted fabrics etc.	401	-
1392	Manufacture of made-up textile articles, except apparel	4,269	-
13921	Manufacture, of made-up articles of any textile material	3,253	-
13922	Manufacture of made-up furnishing articles	928	-
13929	Others (Manufacture of made-up textile articles, except apparel)	88	-
1393	Manufacture of carpets and rugs	4,245	-
13930	Manufacture of textile floor coverings like carpets, rugs and mats, tiles etc.	4,245	-
1394	Manufacture of cordage, rope, twine and netting	1,055	-
13941	Manufacture of twine, cordage, rope and cables of textile fibres or strip or the like	445	-
13942	Manufacture of knotted netting of twine, cordage or rope including products of rope or netting	610	-
1399	Manufacture of other textiles n.e.c.	56,882	2914
13991	Manufacture of labels, badges etc.	363	378
13992	Manufacture of tulles and other net fabrics, and of lace and embroidery/ ornamental trimmings	53,692	2536
13999	Others (Manufacture of other textiles)	2,827	-
14	Manufacture of wearing apparel	14,164	22240
141	Manufacture of wearing apparel, except fur apparel	11,922	22240
1410	Manufacture of wearing apparel, except fur apparel	11,922	22240
14101	Manufacture of wearing apparel made of leather or composition leather	30	-

Major Indsutry Major Groups		No. of reporting manufacturing units	Receipts from other non-industrial activities i.e. rent, lease, ware house storage
PSIC Code	Description		
1	2	3	4
14102	Manufacture of other outerwear/ work wear	6,053	22240
14103	Manufacture of underwear and nightwear	61	-
14104	Manufacture of babies' garments, tracksuits and others etc.	150	-
14105	Manufacture of other clothing accessories such as gloves, belts, shawls, ties, cravats, hairnets etc./ hats and caps	5,494	-
14109	Others (Manufacture of wearing apparel, except fur apparel)	134	-
143	Manufacture of knitted and crocheted apparel	2,242	-
1430	Manufacture of knitted and crocheted apparel	2,242	-
14301	Manufacture of knitted or crocheted wearing apparel and other made-up articles like pullovers, cardigans, jerseys, waistcoats and similar articles	2,143	-
14309	Others (Manufacture of knitting and crocheted apparel)	99	-
15	Manufacture of leather and related products	5,479	15
151	Tanning and dressing of leather; manufacture of luggage, handbags, saddlery and harness; dressing and dyeing of fur	204	10
1511	Tanning and dressing of leather; dressing and dyeing of fur	58	-
15112	Scraping, shearing, plucking, currying, tanning, bleaching and dyeing of fur skins and hides with the hair on	35	-
15119	Others (Tanning and dressing of leather, dressing and dyeing of fur)	23	-
1512	Manufacture of luggage, handbags and the like, saddlery and harness	146	10
15121	Manufacture of luggage, handbags and the like, of leather, composition leather or any other material	115	10
15129	Others (Manufacture of luggage, handbags and the saddlery and harness)	31	-
152	Manufacture of footwear	5,275	5
1520	Manufacture of footwear	5,275	5
15201	Manufacture of footwear for all purposes, of any material, by any process	3,452	-
15202	Manufacture of leather parts of footwear etc.	585	5
15209	Others (Manufacture of footwear)	1,238	-
16	Manufacture of wood and of products of wood and cork, except furniture, manufacture of articles of straw and plaiting materials	16,751	3734
161	Sawmilling and planning of wood	2,917	2434
1610	Sawmilling and planning of wood	2,917	2434
16101	Sawing, planning and machining of wood/ slicing, peeling or chipping logs	2,844	2434
16103	Manufacture of unassembled wooden flooring/ wood wool, wood flour, chips, particles	48	-
16109	Others (Manufacture of Sawmilling and planning of wood)	25	-
162	Manufacture of products of wood, cork, straw and plaiting materials	13,834	1300
1621	Manufacture of veneer sheets and wood-based panels	522	72
16211	Manufacture of veneer sheets	62	-
16212	Manufacture of plywood, veneer panels and similar laminated wood boards and sheets	49	-
16213	Manufacture of particle board and fibreboard/ densified wood etc.	15	72
16219	Others (Manufacture of veneer sheets and wood-based panels)	396	-
1622	Manufacture of builders' carpentry and joinery	4,527	208
16221	Manufacture of wooden goods intended to be used in the construction industry	2,793	208

Major Industry Major Groups		No. of reporting manufacturing units	Receipts from other non-industrial activities i.e. rent, lease, warehouse storage
PSIC Code	Description		
1	2	3	4
16222	Manufacture of prefabricated buildings, or elements thereof, predominantly of wood/ mobile homes / wood partitions etc.	1,734	-
1623	Manufacture of wooden containers	922	-
16231	Manufacture of packing cases, boxes, crates, drums/ cable-drums etc. of wood	796	-
16232	Manufacture of pallets, box pallets and other load boards of wood/ manufacture of barrels, vats, tubs and other coopers' products of wood	126	-
1629	Manufacture of other products of wood; manufacture of articles of cork, straw and plaiting materials	7,863	1020
16291	Manufacture of various wood products (see detail in description)	3,990	1020
16292	Natural cork processing, manufacture of agglomerated cork / articles of cork etc.	1,845	-
16299	Others(Manufacture of other products of wood, manufacture of articles of cork, straw and planting materials)	2,028	-
17	Manufacture of paper and paper products	483	-
170	Manufacture of paper and paper products	483	-
1702	Manufacture of corrugated paper and paperboard and of containers of paper and paperboard	483	-
17021	Manufacture of corrugated paper and paperboard and their container etc.	59	-
17022	Manufacture of sacks, bags, office box files and similar articles of paper	424	-
18	Printing and reproduction of recorded media	1,898	-
181	Printing and service activities related to printing	1,898	-
1811	Printing	1,385	-
18111	Printing of newspapers, magazines and other periodicals	20	-
18112	Printing of books and brochures, music and music manuscripts, maps, atlases, posters, advertising catalogues, prospectuses and other printed advertising,	1,050	-
18114	Printing of diaries, calendars, business forms and other commercial printed matter, personal stationery and other printed matter by letterpress, offset, photogravure, flexographic and other printing presses, duplication machines, computer printers, emboss	70	-
18115	Printing directly onto textiles, plastic, glass, metal, wood and ceramics (except silk-screen printing on textiles and wearing apparel)	125	-
18119	Other printing n.e.c.	120	-
1812	Service activities related to printing	513	-
18121	Binding of printed sheets	288	-
18122	Composition, typesetting, phototypesetting, pre-press data input including scanning and optical character recognition, electronic make-up	107	-
18124	Preparation of plates and dies	60	-
18125	Design of printing products e.g. sketches, layouts, dummies etc.	15	-
18126	Other graphic activities such as die-sinking or die-stamping, Braille copying, embossing, varnishing and laminating, collating and inseting, creasing	19	-
18129	Other (Service activities related to printing)	24	-
20	Manufacture of chemicals and chemical products	82	-
202	Manufacture of other chemical products	45	-
2023	Manufacture of soap and detergents, cleaning and polishing preparations, perfumes and toilet preparations	45	-
20232	Manufacture of soap	45	-
203	Manufacture of man-made fibres	37	-
2030	Manufacture of man-made fibres	37	-
20309	Others (Manufacture of man-made fibres)	37	-

Major Indsutry Major Groups		No. of reporting manufacturing units	Receipts from other non-industrial activities i.e. rent, lease, ware house storage
PSIC Code	Description		
1	2	3	4
22	Manufacture of rubber and plastics products	506	992
221	Manufacture of rubber products	166	992
2211	Manufacture of rubber tyres and tubes; retreading and rebuilding of rubber tyres	62	992
22119	Others (Manufacture of rubber tyres and tubes, retreading and rebuilding of rubber tyres)	62	992
2219	Manufacture of other rubber products	104	-
22191	Manufacture of other products of natural or synthetic rubber (see description for detail)	67	-
22192	Manufacture of rubber brushes, pipe stems, combs, hair pins etc.	37	-
222	Manufacture of plastics products	340	-
2220	Manufacture of plastics products	340	-
22201	Manufacture of semi-manufactures and finished plastic products/ plastic articles for the packing of goods	58	-
22203	Manufacture of plastic tableware, kitchenware and toilet articles	15	-
22209	Manufacture of other diverse plastic products	267	-
23	Manufacture of other non-metallic mineral products	3,946	-
231	Manufacture of glass and glass products	24	-
2310	Manufacture of glass and glass products	24	-
23109	Others (Manufacture of glass and glass products)	24	-
239	Manufacture of non-metallic mineral products n.e.c.	3,922	-
2392	Manufacture of clay building materials	1,319	-
23921	Manufacture of non-refractory ceramic hearth or wall tiles, mosaic cubes etc.	295	-
23922	Manufacture of structural non-refractory clay building materials, like ceramic bricks, roofing tiles, pipes, conduits etc./ flooring blocks in baked clay	1,024	-
2393	Manufacture of other porcelain and ceramic products	290	-
23931	Manufacture of ceramic tableware and other domestic or toilet articles etc.	193	-
23939	Manufacture of other porcelain and ceramic products n.e.c.	97	-
2395	Manufacture of articles of concrete, cement and plaster	1,739	-
23951	Manufacture of precast concrete, cement or artificial stone articles and plaster articles for use in construction	865	-
23952	Manufacture of prefabricated structural components for buildings or civil engineering of cement, concrete or artificial stone	197	-
23953	Manufacture of articles of asbestos-cement or cellulose fibre-cement or the like (sheets, panels, tiles,, pipes, troughs, basins, sinks, furniture, frames etc.)	339	-
23959	Manufacture of other articles of concrete, plaster, cement or artificial stone	338	-
2396	Cutting, shaping and finishing of stone	519	-
23961	Cutting, shaping and finishing of stone for use in construction, in cemeteries, on roads, as roofing etc.	519	-
2399	Manufacture of other non-metallic mineral products n.e.c.	55	-
23991	Manufacture of millstones, sharpening or polishing stones and natural or artificial abrasive products, including abrasive products on a soft base	14	-
23992	Manufacture of friction material and unmounted articles thereof with a base of mineral substances or of cellulose	41	-
24	Manufacture of basic metals	1,381	-
243	Casting of metals	1,381	-
2431	Casting of iron and steel	1,358	-

Major Indsutry Major Groups		No. of reporting manufacturing units	Receipts from other non-industrial activities i.e. rent, lease, ware house storage
PSIC Code	Description		
1	2	3	4
24311	Casting of semi-finished iron products/ casting of iron castings	20	-
24319	Others (Casting of iron and steel)	1,338	-
2432	Casting of non-ferrous metals	23	-
24321	Casting of semi-finished products of aluminium, magnesium, titanium, zinc etc.	23	-
25	Manufacture of fabricated metal products, except machinery and equipment	19,384	6283
251	Manufacture of structural metal products, tanks, reservoirs and steam generators	12,608	3203
2511	Manufacture of structural metal products	12,566	3203
25112	Manufacture of prefabricated buildings mainly of metal, metal doors, windows and their frames, shutters and gates, room partitions etc.	12,566	3203
2512	Manufacture of tanks, reservoirs and containers of metal	42	-
25121	Manufacture of reservoirs, tanks and similar containers of metal, of types normally installed as fixtures for storage or manufacturing use	42	-
252	Manufacture of weapons and ammunition	34	-
2520	Manufacture of weapons and ammunition	34	-
25202	Manufacture of small arms (revolvers, shotguns, light machine guns)	34	-
259	Manufacture of other fabricated metal products; metalworking service activities	6,742	3080
2592	Treatment and coating of metals; machining	130	-
25923	Boring, turning, milling, eroding, planning, lapping, broaching, levelling, sawing, grinding, sharpening, polishing, welding, splicing etc. of metalwork pieces	130	-
2593	Manufacture of cutlery, hand tools and general hardware	2,549	-
25931	Manufacture of cutlery	302	-
25932	Manufacture of knives and cutting blades, hand tools, non-power-driven agricultural hand tools, saws and saw blades for machines or for mechanical appliances	1,677	-
25933	Manufacture of padlocks, locks, keys, hinges and the like, hardware for buildings, furniture, vehicles etc.	246	-
25934	Manufacture of other tools of such nature n.e.c.	324	-
2599	Manufacture of other fabricated metal products n.e.c.	4,063	3080
25991	Manufacture of cans, drums, buckets, boxes, tins and cans for food products, metal cable, plaited bands and similar articles,	3,210	3080
25992	Manufacture of uninsulated metal cable or insulated cable not capable of being used as a conductor of electricity, articles made of wire etc.	14	-
25993	Manufacture of screw machine products, nails and pins, bolts, screws, nuts, springs, chains etc.	111	-
25994	Manufacture of metal household articles	703	-
25996	Manufacture of safes, strongboxes, armoured doors etc.	17	-
25999	Manufacture of other fabricated metal products n.e.c.	8	-
27	Manufacture of electrical equipment	254	-
271	Manufacture of electric motors, generators, transformers and electricity distribution and control apparatus	82	-
2710	Manufacture of electric motors, generators, transformers and electricity distribution and control apparatus	82	-
27103	Manufacture of power circuit breakers / surge suppressors / control panels for electric power distribution / electrical relays etc.	46	-
27104	Manufacture of duct for electrical switchboard apparatus / electric fuses / power switching equipment / electric power switches	36	-
274	Manufacture of electric lighting equipment	32	-
2740	Manufacture of electric lighting equipment	32	-
27401	Manufacture of lamps, fixtures and bulbs, ceiling lighting fixtures, chandeliers, table lamps, flashlights, electric insect lamps, lanterns, spotlights etc.	32	-

Major Indsutry Major Groups		No. of reporting manufacturing units	Receipts from other non-industrial activities i.e. rent, lease, ware house storage
PSIC Code	Description		
1	2	3	4
275	Manufacture of domestic appliances	24	-
2750	Manufacture of domestic appliances	24	-
27501	Manufacture of domestic electric appliances (see description for detail)	24	-
279	Manufacture of other electrical equipment	116	-
2790	Manufacture of other electrical equipment	116	-
27901	Manufacture of battery chargers, door opening and closing devices, electrical, bells, tanning beds	54	-
27902	Manufacture of uninterruptible power supplies (UPS), power supplies	62	-
28	Manufacture of machinery and equipment n.e.c.	860	480
281	Manufacture of general-purpose machinery	158	-
2811	Manufacture of engines and turbines, except aircraft, vehicle and cycle engines	45	-
28112	Manufacture of turbines and parts thereof, boiler-turbine sets, turbine-generator sets etc.	45	-
2813	Manufacture of other pumps, compressors, taps and valves	83	-
28134	Manufacture of industrial taps and valves, including regulating valves and intake taps, sanitary taps and valves, heating taps and valves, hand pumps etc.	83	-
2815	Manufacture of ovens, furnaces and furnace burners	30	-
28151	Manufacture of electrical and other furnaces, ovens, incinerators, burners etc.	30	-
282	Manufacture of special-purpose machinery	702	480
2821	Manufacture of agricultural and forestry machinery	551	480
28214	Manufacture of agricultural machinery for soil preparation, planting or fertilizing	504	480
28215	Manufacture of harvesting or threshing machinery	43	-
28219	Manufacture of diverse agricultural machinery n.e.c.	4	-
2822	Manufacture of metal-forming machinery and machine tools	90	-
28227	Manufacture of parts and accessories for the machine tools listed above	90	-
2825	Manufacture of machinery for food, beverage and tobacco processing	61	-
28257	Manufacture of machinery for the preparation of tobacco and for the making of cigarettes or cigars, or for pipe or chewing tobacco or snuff	61	-
29	Manufacture of motor vehicles, trailers and semi-trailers	1,637	516
292	Manufacture of bodies (coachwork) for motor vehicles; manufacture of trailers and semi-trailers	590	-
2920	Manufacture of bodies (coachwork) for motor vehicles; manufacture of trailers and semi-trailers	590	-
29201	Manufacture of bodies, including cabs for motor vehicles and outfitting of all types	379	-
29202	Manufacture of trailers and semi-trailers	34	-
29203	Manufacture of containers for carriage by one or more modes of transport	177	-
293	Manufacture of parts and accessories for motor vehicles	1,047	516
2930	Manufacture of parts and accessories for motor vehicles	1,047	516
29301	Manufacture of diverse parts and accessories for motor vehicles	86	-
29302	Manufacture of parts & accessories of bodies for motor vehicles, car seats etc.	903	516
29303	Manufacture of motor vehicle electrical equipment	58	-
30	Manufacture of other transport equipment	719	1296

Major Indsutry Major Groups		No. of reporting manufacturing units	Receipts from other non-industrial activities i.e. rent, lease, ware house storage
PSIC Code	Description		
1	2	3	4
309	Manufacture of transport equipment n.e.c.	719	1296
3091	Manufacture of motorcycles	242	-
30912	Manufacture of parts and accessories for motorcycles	242	-
3099	Manufacture of other transport equipment n.e.c.	477	1296
30991	Manufacture of hand-propelled vehicles: luggage trucks, handcarts, sledges, shopping carts etc.	20	-
30992	Manufacture of vehicles drawn by animals: sulkies, donkey-carts, hearses etc.	457	1296
31	Manufacture of furniture	13,809	3232
310	Manufacture of furniture	13,809	3232
3100	Manufacture of furniture	13,809	3232
31001	Manufacture of chairs and seats, sofas, sofa beds and sofa sets	11,327	2085
31002	Manufacture of special furniture for shops: counters, display cases, shelves etc., for churches, schools, restaurants	358	488
31003	Manufacture of office furniture	32	-
31004	Manufacture of kitchen furniture, furniture for bedrooms etc., cabinets	1,465	659
31005	Manufacture of laboratory benches, stools and other laboratory seating, laboratory furniture (e.g. cabinets and tables)	243	-
31009	Manufacture of other furniture n.e.c.	384	-
32	Other manufacturing	17,993	12532
321	Manufacture of jewellery, bijouterie and related articles	17,075	12532
3211	Manufacture of jewellery and related articles	17,039	12532
32111	Production of worked pearls	62	-
32112	Production of precious and semi-precious stones / diamonds in the worked state	3	-
32113	Manufacture of jewellery, goldsmiths' articles	16,974	12532
3212	Manufacture of imitation jewellery and related articles	36	-
32121	Manufacture of costume or imitation jewellery	36	-
322	Manufacture of musical instruments	27	-
3220	Manufacture of musical instruments	27	-
32202	Manufacture of musical instruments, the sound of which is produced electronically, musical boxes, fairground organs, calliopes etc., instrument parts and accessories	27	-
323	Manufacture of sports goods	106	-
3230	Manufacture of sports goods	106	-
32301	Manufacture of foot balls	106	-
324	Manufacture of games and toys	18	-
3240	Manufacture of games and toys	18	-
32409	Manufacture of other games and toys n.e.c.	18	-
325	Manufacture of medical and dental instruments and supplies	478	-
3250	Manufacture of medical and dental instruments and supplies	478	-
32501	Manufacture of surgical drapes and sterile string and tissue	24	-
32505	Manufacture of medical, surgical, dental or veterinary furniture	240	-

Major Industry Major Groups		No. of reporting manufacturing units	Receipts from other non-industrial activities i.e. rent, lease, warehouse storage
PSIC Code	Description		
1	2	3	4
32506	Manufacture of dental instruments (including dentists' chairs incorporating dental equipment), orthopaedic and prosthetic devices	140	-
32508	Manufacture of ophthalmic goods, eyeglasses, sunglasses, lenses ground to prescription, contact lenses, safety goggles	56	-
32509	Manufacture of other medical and dental instruments and supplies n.e.c.	18	-
329	Other manufacturing n.e.c.	289	-
3290	Other manufacturing n.e.c.	281	-
32901	Manufacture of protective safety equipment	49	-
32902	Manufacture of brooms and brushes, including brushes constituting parts of machines, shoe and clothes brushes,	232	-
3299		8	-
32992		8	-
33	Repair and installation of machinery and equipment	2,424	18420
331	Repair of fabricated metal products, machinery and equipment	2,407	18420
3311	Repair of fabricated metal products	54	-
33119	Repair of other fabricated metal products n.e.c.	54	-
3312	Repair of machinery	1,095	156
33127	Repair and maintenance of miscellaneous machinery	939	156
33129	Repair of other machinery n.e.c.	156	-
3313	Repair of electronic and optical equipment	30	-
33131	Repair and maintenance of the measuring, testing, navigating and control equipment of group 265	30	-
3314	Repair of electrical equipment	803	-
33141	Repair and maintenance of power, distribution, and specialty transformers	179	-
33142	Repair and maintenance of electric motors, generators etc	554	-
33144	Repair and maintenance of current-carrying wiring devices and non current-carrying wiring devices for wiring electrical circuits etc.	70	-
3315	Repair of transport equipment, except motor vehicles	389	18264
33151	Repair and routine maintenance of ships	2	-
33153	Repair and maintenance of locomotives and railroad cars (except factory rebuilding or factory conversion)	360	18264
33155	Repair of animal drawn buggies and wagons	27	-
3319	Repair of other equipment	36	-
33199	Repair of other equipment n.e.c.	36	-
332	Installation of industrial machinery and equipment	17	-
3320	Installation of industrial machinery and equipment	17	-
33202	Installation of other industrial equipment like communications equipment, mainframe and similar computers, irradiation and electro-medical equipment etc	17	-

Table No. 6 Industrial cost by Major Industrial Groups (All Units), 2015

Value in "000" Rs.

Major Industrial Group		No. of reporting manufacturing units	Total Industrial Cost	Raw Material Consumed	Cost of Fuel Purchased	Cost of Electricity Consumed	Water Charges	Cost of Repair and Maintenance work done by others	Cost of Contract work & commission paid to agents	Other Input on Activity (Annual) Excluding Major Activity
PSIC Code	Description									
1	2	3	4	5	6	7	8	9	10	11
ALL AREAS		1242124	358497849	310476318	15763236	25505408	354470	4473110	1914061	11249
10	Manufacture of food products	154602	92148881	71776517	10225566	8140369	144090	1660370	198294	3685
101	Processing and preserving of meat	1322	1034123	943433	69002	15071	750	4790	1080	-
1010	Processing and preserving of meat	1322	1034123	943433	69002	15071	750	4790	1080	-
10103	Production of dried, salted or smoked meat	1131	868433	795616	54039	13427	190	4080	1080	-
10104	Production of meat products	95	122486	108521	12048	1643	-	270	-	-
10107	Processing of animal offal	71	20200	16296	2912	-	560	430	-	-
10109	Others (Processing and Preserving of meat)	25	23004	23000	3	1	-	-	-	-
103	Processing and preserving of fruit and vegetables	1300	323875	253274	56132	9845	-	2480	2140	-
1030	Processing and preserving of fruit and vegetables	1300	323875	253274	56132	9845	-	2480	2140	-
10301	Manufacture of food consisting chiefly of fruit or vegetables/ manufacture of perishable prepared foods of fruit and vegetables, such as: Salads, peeled or cut vegetables, tofu (bean curd)	152	53462	44687	6740	2035	-	-	-	-
10302	Preserving of fruit, nuts or vegetables	443	121090	83876	32795	2915	-	1500	-	-
10303	Manufacture of fruit or vegetable food products	104	33757	27217	6150	328	-	60	-	-
10304	Manufacture of fruit or vegetable juices/ concentrates	146	43799	40189	-	3502	-	110	-	-
10307	Roasting of nuts/ manufacture of nut foods and pastes	55	13728	9108	3800	820	-	-	-	-
10309	Others (Processing and Preserving of fruit and vegetables)	400	58040	48198	6647	245	-	810	2140	-
104	Manufacture of vegetable and animal oils and fats	2671	2348367	1934093	115994	265495	150	26630	5897	105
1040	Manufacture of vegetable and animal oils and fats	2671	2348367	1934093	115994	265495	150	26630	5897	105
10401	Manufacture of crude / refined vegetable oils and their processing	821	1091525	916637	14497	145334	-	10920	4030	105
10402	Manufacture of non-defatted flour or meal of oilseeds, oil nuts or oil kernels	528	289278	228203	26242	29313	-	3650	1867	-
10404	Manufacture of non-edible animal oils and fats/ extraction of fish and marine mammal oils	30	18960	16620	-	2340	-	-	-	-
10405	Production of cotton linters	62	4868	-	4785	-	-	80	-	-
10406	Production of oilcakes and other residual products of oil production	918	723456	614667	53126	45420	100	10140	-	-
10409	Others (Manufacture of vegetable and animal oils and fats)	312	220280	157965	17344	43088	50	1830	-	-
105	Manufacture of dairy products	10705	9608357	7555243	487988	1371887	47100	107310	38829	-
1050	Manufacture of dairy products	10705	9608357	7555243	487988	1371887	47100	107310	38829	-

Major Industrial Group		No. of reporting manufacturing units	Total Industrial Cost	Raw Material Consumed	Cost of Fuel Purchased	Cost of Electricity Consumed	Water Charges	Cost of Repair and Maintenance work done by others	Cost of Contract work & commission paid to agents	Other Input on Activity (Annual) Excluding Major Activity
PSIC Code	Description									
1	2	3	4	5	6	7	8	9	10	11
10501	Manufacture of fresh liquid milk, pasteurized, sterilized, homogenized and/or ultra heat treated/ manufacture of milk-based drinks	380	172873	167342	569	3616	180	1160	-	-
10502	Manufacture of cream from fresh liquid milk	624	498590	476968	1246	18234	90	2050	-	-
10503	Manufacture of dried or concentrated milk	105	781480	754320	27020	-	-	140	-	-
10504	Manufacture of butter/ cheese etc.	1966	505677	457430	15297	7191	70	2570	23124	-
10505	Manufacture of yoghurt	4896	4026156	3812378	88781	106020	4460	9230	5282	-
10506	Manufacture of ice cream and other edible ice/ Manufacture of milk or cream in solid form	1648	2359148	1062293	210057	994217	31140	51010	10423	-
10509	Others (Manufacture of dairy products)	1086	1264432	824513	145019	242609	11150	41140	-	-
106	Manufacture of grain mill products, starches and starch products	105052	24991551	12390789	5567044	5610971	49980	1327970	41998	2804
1061	Manufacture of grain mill products	104745	24910073	12330728	5552815	5605615	49760	1326350	41998	2804
10611	Grain milling	96513	19178420	7746078	4837594	5249520	45820	1259480	37362	2563
10612	Rice milling	501	265219	119813	20126	114793	400	9960	120	-
10613	Vegetable milling	123	9164	4800	182	3751	140	290	-	-
10614	Manufacture of cereal breakfast foods	109	26111	21732	3389	906	-	80	-	-
10615	Manufacture of flour mixes and prepared blended flour and dough for bread, cakes, biscuits or pancakes	6183	4648823	3792582	658458	142749	3260	47400	4126	242
10619	Others (Manufacture of grain mill products).	1316	782336	645724	33066	93896	130	9130	390	-
1062	Manufacture of starches and starch products	307	81478	60061	14229	5356	220	1610	-	-
10621	Manufacture of starches from rice, potatoes, maize etc.	150	67712	52718	10093	3862	220	820	-	-
10625	Manufacture of corn oil	157	13765	7343	4136	1494	-	790	-	-
107	Manufacture of other food products	33552	53842607	48699685	3929405	867101	46100	191190	108350	776
1071	Manufacture of bakery products	25579	32472577	28154065	3330720	724712	31190	134980	96189	726
10711	Manufacture of bread and rolls	3792	5007764	4327880	587868	72638	8090	10800	140	350
10712	Manufacture of fresh/ preserved pastry, cakes, pies, tarts etc.	2536	3391601	3003160	303250	64136	2410	16650	1696	300
10713	Manufacture of rusks, biscuits and other "dry" bakery products/ snack products	5721	7771614	6609233	774383	273683	10120	33590	70602	-
10719	Others (Manufacture of bakery products)	13530	16301599	14213792	1665220	314255	10560	73940	23751	76
1072	Manufacture of sugar	3055	2444686	2136698	280391	10955	730	15730	179	-
10721	Manufacture or refining of sugar and sugar substitutes from the juice of cane, beet, maple and palm etc.	3007	2442046	2134274	280391	10739	730	15730	179	-
10722	Manufacture of sugar syrups	48	2640	2424	-	216	-	-	-	-

Major Industrial Group		No. of reporting manufacturing units	Total Industrial Cost	Raw Material Consumed	Cost of Fuel Purchased	Cost of Electricity Consumed	Water Charges	Cost of Repair and Maintenance work done by others	Cost of Contract work & commission paid to agents	Other Input on Activity (Annual) Excluding Major Activity
PSIC Code	Description									
1	2	3	4	5	6	7	8	9	10	11
1073	Manufacture of cocoa, chocolate and sugar confectionery	426	288167	247740	29963	6508	120	3830	-	-
10731	Manufacture of cocoa, cocoa butter, cocoa fat, cocoa oil	72	50229	48184	1498	547	-	-	-	-
10732	Manufacture of chocolate & chocolate confectionery, sugar confectionery etc.	228	58502	41155	15590	1352	-	410	-	-
10734	Preserving in sugar of fruit, nuts, fruit peels and other parts of plants	126	179436	158401	12876	4609	120	3430	-	-
1074	Manufacture of macaroni, noodles, couscous and similar farinaceous products	34	6585	5484	1020	82	-	-	-	-
10741	Manufacture of pastas such as macaroni and noodles etc.	34	6585	5484	1020	82	-	-	-	-
1075	Manufacture of prepared meals and dishes	2565	17868425	17505564	220963	88271	12890	28970	11712	50
10751	Manufacture of meat or poultry dishes	1193	1803245	1619082	133736	35936	-	10880	3616	-
10752	Manufacture of fish dishes, including fish and chips	197	499654	466819	24947	6954	20	910	-	-
10753	Manufacture of prepared dishes of vegetables	112	162106	142810	11680	3520	100	3680	320	-
10759	Others (Manufacture of prepared meals and dishes)	1063	15403420	15276853	50600	41861	12780	13510	7776	50
1079	Manufacture of other food products n.e.c.	1893	762166	650134	66348	36574	1170	7670	270	-
10792	Blending of tea and mate/ manufacture of extracts and preparations based on tea or maté	42	10325	7379	2184	638	-	120	-	-
10795	Manufacture of perishable prepared foods, such as sandwiches, fresh pizza	449	201008	178223	9626	10170	1090	1630	270	-
10796	Manufacture of spices, sauces and condiments	192	60930	57178	1094	1139	-	1520	-	-
10797	Manufacture of herb infusions (mint, vervain, chamomile etc.)/ manufacture of extracts and juices of meat, fish, crustaceans or molluscs	17	639	-	204	408	-	30	-	-
10798	Processing of salt into food-grade salt, e.g. iodized salt	207	54499	40333	4188	7096	-	2880	-	-
10799	Others (Manufacture of food products)	986	434766	367021	49050	17123	90	1480	-	-
11	Manufacture of beverages	1103	336117	213758	30094	78033	2260	10680	1295	-
110	Manufacture of beverages	1100	335857	213758	30094	77823	2260	10630	1295	-
1104	Manufacture of soft drinks; production of mineral waters and other bottled waters	1100	335857	213758	30094	77823	2260	10630	1295	-
11041	Manufacture of non-alcoholic beverages	90	13216	10708	308	1612	170	420	-	-
11042	Production of natural mineral waters and other bottled waters	51	58300	-	12000	42000	300	4000	-	-
11043	Manufacture of soft drinks like lemonade, orangeade, cola, fruit drinks, tonic waters etc.	959	264341	203051	17786	34211	1790	6210	1295	-
113		3	260	-	-	210	-	50	-	-
1139		3	260	-	-	210	-	50	-	-

Major Industrial Group		No. of reporting manufacturing units	Total Industrial Cost	Raw Material Consumed	Cost of Fuel Purchased	Cost of Electricity Consumed	Water Charges	Cost of Repair and Maintenance work done by others	Cost of Contract work & commission paid to agents	Other Input on Activity (Annual) Excluding Major Activity
PSIC Code	Description									
1	2	3	4	5	6	7	8	9	10	11
11399		3	260	-	-	210	-	50	-	-
12	Manufacture of tobacco products	12537	13114729	11155612	1779465	83180	1020	67650	27805	-
120	Manufacture of tobacco products	12537	13114729	11155612	1779465	83180	1020	67650	27805	-
1200	Manufacture of tobacco products	12537	13114729	11155612	1779465	83180	1020	67650	27805	-
12001	Manufacture of tobacco products and products of tobacco substitutes etc.	12459	13101076	11143392	1778945	82289	1020	67630	27805	-
12009	Others (Manufacture of tobacco products)	78	13652	12220	520	891	-	20	-	-
13	Manufacture of textiles	558885	17121834	11929099	219604	4271679	28020	438710	234174	548
131	Spinning, weaving and finishing of textiles	11741	6572221	3781041	102163	2427946	9580	183210	68261	25
1311	Preparation and spinning of textile fibres	2860	2815833	1442756	31633	1268105	280	69580	3456	25
13111	Preparatory operations on textile fibres	288	1158361	1060631	8053	77740	40	11900	-	-
13112	Spinning and manufacture of yarn or thread	2572	1657472	382125	23580	1190365	240	57680	3456	25
1312	Weaving of textiles	5183	2964560	1819330	38138	974620	2570	84350	45548	-
13121	Manufacture of broad woven cotton-type, woollen-type, worsted-type or silk-type fabrics	3855	2448218	1448279	30115	855080	1490	70500	42764	-
13122	Manufacture of other broad woven fabrics, using flax, ramie, hemp, jute, bast fibres and special yarns	76	32128	18000	688	10688	860	1890	-	-
13129	Others (Weaving of textiles)	1252	484214	353052	7335	108852	220	11970	2783	-
1313	Finishing of textiles	3698	791828	518954	32392	185221	6730	29270	19258	-
13131	Bleaching and dyeing of textile fibres, yarns, fabrics and textile articles, including wearing apparel	2334	193775	33022	21095	99497	6730	14230	19200	-
13132	Dressing, drying, steaming, shrinking, mending, Sanforizing, mercerizing of textiles and textile articles, including wearing apparel	962	586871	484264	11033	78451	-	13120	-	-
13139	Others (Finishing of textiles)	402	11183	1668	264	7273	-	1920	58	-
139	Manufacture of other textiles	547144	10549613	8148058	117441	1843733	18450	255500	165913	524
1391	Manufacture of knitted and crocheted fabrics	1071	563518	505572	1123	49305	-	4480	3041	-
13910	Manufacture and processing of knitted or crocheted fabrics etc.	1071	563518	505572	1123	49305	-	4480	3041	-
1392	Manufacture of made-up textile articles, except apparel	31698	1435384	1024722	22079	337369	3650	41770	5793	-
13921	Manufacture, of made-up articles of any textile material	23525	888409	601045	9182	245848	160	27000	5178	-
13922	Manufacture of made-up furnishing articles	7282	321073	263437	5584	42205	2010	7340	497	-
13925		17	741	-	20	612	70	40	-	-
13929	Others (Manufacture of made-up textile articles, except apparel)	874	225160	160240	7293	48704	1420	7380	119	-

Major Industrial Group		No. of reporting manufacturing units	Total Industrial Cost	Raw Material Consumed	Cost of Fuel Purchased	Cost of Electricity Consumed	Water Charges	Cost of Repair and Maintenance work done by others	Cost of Contract work & commission paid to agents	Other Input on Activity (Annual) Excluding Major Activity
PSIC Code	Description									
1	2	3	4	5	6	7	8	9	10	11
1393	Manufacture of carpets and rugs	56179	1321633	1211522	3651	92315	990	10350	2804	-
13930	Manufacture of textile floor coverings like carpets, rugs and mats, tiles etc.	56179	1321633	1211522	3651	92315	990	10350	2804	-
1394	Manufacture of cordage, rope, twine and netting	31731	795121	678960	2707	98369	1280	9260	4550	-
13941	Manufacture of twine, cordage, rope and cables of textile fibres or strip or the like	22078	320711	284306	388	31388	-	3340	1288	-
13942	Manufacture of knotted netting of twine, cordage or rope including products of rope or netting	9653	474410	394654	2319	66981	1280	5920	3262	-
1399	Manufacture of other textiles n.e.c.	426465	6433958	4727282	87882	1266376	12520	189650	149725	524
13991	Manufacture of labels, badges etc.	854	31365	25641	364	4586	70	710	-	-
13992	Manufacture of tulles and other net fabrics, and of lace and embroidery/ ornamental trimmings	408720	6167955	4550880	84360	1197376	12130	181750	141088	376
13999	Others (Manufacture of other textiles)	16891	234638	150761	3158	64414	330	7190	8637	148
14	Manufacture of wearing apparel	96994	4299678	3212307	93024	750208	13030	173370	56234	1506
141	Manufacture of wearing apparel, except fur apparel	84662	3772318	2788360	81314	671522	12140	161350	56127	1500
1410	Manufacture of wearing apparel, except fur apparel	84662	3772318	2788360	81314	671522	12140	161350	56127	1500
14101	Manufacture of wearing apparel made of leather or composition leather	318	138818	100099	9800	23339	-	4720	864	-
14102	Manufacture of other outerwear/ work wear	32213	1829728	1230298	52650	379472	4720	121400	39730	1460
14103	Manufacture of underwear and nightwear	919	14935	12668	31	1999	-	240	-	-
14104	Manufacture of babies' garments, tracksuits and others etc.	959	276857	171976	3613	83057	800	13810	3600	-
14105	Manufacture of other clothing accessories such as gloves, belts, shawls, ties, cravats, hairnets etc./ hats and caps	48948	1190502	1007262	12486	136072	6620	16140	11885	39
14106	Manufacture of footwear of textile material without applied soles	35	106	-	-	106	-	-	-	-
14109	Others (Manufacture of wearing apparel, except fur apparel)	1270	321370	266058	2734	47476	-	5050	48	-
142	Manufacture of articles of fur	166	67490	66236	-	1254	-	-	-	-
1420	Manufacture of articles of fur	166	67490	66236	-	1254	-	-	-	-
14200	Manufacture of articles made of fur skins	166	67490	66236	-	1254	-	-	-	-
143	Manufacture of knitted and crocheted apparel	12166	459870	357711	11710	77432	880	12020	107	7
1430	Manufacture of knitted and crocheted apparel	12166	459870	357711	11710	77432	880	12020	107	7
14301	Manufacture of knitted or crocheted wearing apparel and other made-up articles like pullovers, cardigans, jerseys, waistcoats and similar articles	9869	343755	278356	6492	51484	-	7360	59	7

Major Industrial Group		No. of reporting manufacturing units	Total Industrial Cost	Raw Material Consumed	Cost of Fuel Purchased	Cost of Electricity Consumed	Water Charges	Cost of Repair and Maintenance work done by others	Cost of Contract work & commission paid to agents	Other Input on Activity (Annual) Excluding Major Activity
PSIC Code	Description									
1	2	3	4	5	6	7	8	9	10	11
14302	Manufacture of hosiery, including socks, tights and pantyhose	1353	55489	38387	2224	12816	140	1930	-	-
14309	Others (Manufacture of knitting and crocheted apparel)	944	60626	40968	2994	13132	750	2740	48	-
15	Manufacture of leather and related products	27859	6472643	5981495	14214	373193	3700	28710	71079	261
151	Tanning and dressing of leather; manufacture of luggage, handbags, saddlery and harness; dressing and dyeing of fur	1548	489826	430522	4741	50302	160	3930	168	-
1511	Tanning and dressing of leather; dressing and dyeing of fur	282	48876	39642	3840	4423	160	640	168	-
15111	Tanning, dyeing and dressing of hides and skins	93	37852	33600	480	3108	160	500	-	-
15112	Scraping, shearing, plucking, currying, tanning, bleaching and dyeing of fur skins and hides with the hair on	107	7084	2718	3360	866	-	140	-	-
15119	Others (Tanning and dressing of leather, dressing and dying of fur)	82	3940	3324	-	448	-	-	168	-
1512	Manufacture of luggage, handbags and the like, saddlery and harness	1266	440950	390880	901	45880	-	3290	-	-
15121	Manufacture of luggage, handbags and the like, of leather, composition leather or any other material	908	251710	227152	462	22166	-	1930	-	-
15122	Manufacture of diverse articles of leather or composition leather	132	160375	142507	440	16414	-	1010	-	-
15129	Others (Manufacture of luggage, handbags and the saddlery and harness)	226	28865	21221	-	7300	-	340	-	-
152	Manufacture of footwear	26311	5982817	5550974	9472	322890	3540	24770	70911	261
1520	Manufacture of footwear	26311	5982817	5550974	9472	322890	3540	24770	70911	261
15201	Manufacture of footwear for all purposes, of any material, by any process	16849	5248967	4950923	7433	262587	3400	17550	6836	240
15202	Manufacture of leather parts of footwear etc.	7056	551964	437869	1249	44089	20	4640	64075	22
15209	Others (Manufacture of footwear)	2406	181885	162181	790	16214	120	2580	-	-
16	Manufacture of wood and of products of wood and cork, except furniture, manufacture of articles of straw and plaiting materials	147562	30553851	26133742	1210880	2453470	13880	640930	99916	1036
161	Sawmilling and planning of wood	17920	11878576	9371073	992253	1206053	4680	286360	18131	27
1610	Sawmilling and planning of wood	17920	11878576	9371073	992253	1206053	4680	286360	18131	27
16101	Sawing, planning and machining of wood/ slicing, peeling or chipping logs	16716	11699878	9247591	980690	1170315	4260	278860	18131	27
16102	Manufacture of wooden railway sleepers	35	4060	-	-	4060	-	-	-	-

Major Industrial Group		No. of reporting manufacturing units	Total Industrial Cost	Raw Material Consumed	Cost of Fuel Purchased	Cost of Electricity Consumed	Water Charges	Cost of Repair and Maintenance work done by others	Cost of Contract work & commission paid to agents	Other Input on Activity (Annual) Excluding Major Activity
PSIC Code	Description									
1	2	3	4	5	6	7	8	9	10	11
16103	Manufacture of unassembled wooden flooring/ wood wool, wood flour, chips, particles	270	77177	61959	2940	10006	-	2270	-	-
16109	Others (Manufacture of Sawmilling and planning of wood)	899	97461	61524	8623	21672	420	5230	-	-
162	Manufacture of products of wood, cork, straw and plaiting materials	129642	18675275	16762669	218627	1247417	9210	354560	81785	1009
1621	Manufacture of veneer sheets and wood-based panels	6106	991639	850102	75568	52197	170	12390	1216	-
16211	Manufacture of veneer sheets	62	59162	53692	138	4552	-	780	-	-
16212	Manufacture of plywood, veneer panels and similar laminated wood boards and sheets	296	76899	63726	320	10826	-	2030	-	-
16213	Manufacture of particle board and fibreboard/ densified wood etc.	79	7426	4203	141	3070	-	10	-	-
16219	Others (Manufacture of veneer sheets and wood-based panels)	5669	848152	728481	74970	33749	170	9570	1216	-
1622	Manufacture of builders' carpentry and joinery	15099	6797995	6140310	57036	454247	950	125100	20237	112
16221	Manufacture of wooden goods intended to be used in the construction industry	12124	5640485	5111444	55938	353171	620	105280	14007	25
16222	Manufacture of prefabricated buildings, or elements thereof, predominantly of wood/ mobile homes / wood partitions etc.	2975	1157510	1028866	1098	101077	330	19820	6230	88
1623	Manufacture of wooden containers	6137	2290247	1952636	17439	240472	2550	65820	11336	-
16231	Manufacture of packing cases, boxes, crates, drums/ cable-drums etc. of wood	5262	1702972	1429865	13632	195886	320	62260	1008	-
16232	Manufacture of pallets, box pallets and other load boards of wood/ manufacture of barrels, vats, tubs and other coopers' products of wood	803	586986	522771	3806	44298	2230	3560	10328	-
16233	Manufacture of wooden cable-drums	72	288	-	-	288	-	-	-	-
1629	Manufacture of other products of wood; manufacture of articles of cork, straw and plaiting materials	102300	8595396	7819620	68584	500501	5540	151260	48996	897
16291	Manufacture of various wood products (see detail in description)	28404	6227409	5651735	53851	377509	3930	93460	46236	687
16292	Natural cork processing, manufacture of agglomerated cork / articles of cork etc.	23974	340986	297297	4915	24987	-	13140	647	-
16299	Others(Manufacture of other products of wood, manufacture of articles of cork, straw and planting materials)	49922	2027000	1870589	9818	98005	1610	44660	2113	210
17	Manufacture of paper and paper products	2281	645447	578606	4863	53486	1010	6280	1202	-
170	Manufacture of paper and paper products	2281	645447	578606	4863	53486	1010	6280	1202	-

Major Industrial Group		No. of reporting manufacturing units	Total Industrial Cost	Raw Material Consumed	Cost of Fuel Purchased	Cost of Electricity Consumed	Water Charges	Cost of Repair and Maintenance work done by others	Cost of Contract work & commission paid to agents	Other Input on Activity (Annual) Excluding Major Activity
PSIC Code	Description									
1	2	3	4	5	6	7	8	9	10	11
1701	Manufacture of pulp, paper and paperboard	215	24617	14463	492	8983	30	650	-	-
17013	Manufacture of paper and paperboard/ further processing of paper and paperboard	135	20394	14073	436	5694	30	160	-	-
17014	Manufacture of newsprint and other printing or writing paper	11	2904	-	-	2640	-	260	-	-
17019	Others (Manufacture of pulp, paper and paperboard)	69	1320	390	56	650	-	220	-	-
1702	Manufacture of corrugated paper and paperboard and of containers of paper and paperboard	1977	594074	540050	4292	42391	920	5220	1202	-
17021	Manufacture of corrugated paper and paperboard and their container etc.	279	138424	129388	454	7139	410	390	648	-
17022	Manufacture of sacks, bags, office box files and similar articles of paper	1689	455156	410271	3838	35167	510	4830	536	-
17029	Others (Manufacture of corrugated paper and paperboard and containers of paper and paperboard)	9	494	391	-	85	-	-	18	-
1709	Manufacture of other articles of paper and paperboard	89	26756	24093	79	2112	60	410	-	-
17092	Manufacture of printing and writing paper, computer printout paper, self-copy paper etc. ready for use	17	2682	2145	72	427	10	20	-	-
17099	Others (Manufacture of other articles of paper and paperboard)	72	24073	21948	7	1685	50	390	-	-
18	Printing and reproduction of recorded media	8579	2953100	2466096	19812	327312	3350	58460	78062	-
181	Printing and service activities related to printing	8579	2953100	2466096	19812	327312	3350	58460	78062	-
1811	Printing	3567	2174499	1861577	16899	220075	3020	45120	27815	-
18111	Printing of newspapers, magazines and other periodicals	330	137740	95639	1156	30864	620	5610	3847	-
18112	Printing of books and brochures, music and music manuscripts, maps, atlases, posters, advertising catalogues, prospectuses and other printed advertising,	2568	1402871	1171159	14843	156492	1710	34790	23878	-
18114	Printing of diaries, calendars, business forms and other commercial printed matter, personal stationery and other printed matter by letterpress, offset, photogravure, flexographic and other printing presses, duplication machines, computer printers, emboss	70	75617	73976	-	835	430	370	-	-
18115	Printing directly onto textiles, plastic, glass, metal, wood and ceramics (except silk-screen printing on textiles and wearing apparel)	206	19533	8199	223	9854	10	1160	90	-
18119	Other printing n.e.c.	393	538738	512604	676	22030	250	3180	-	-
1812	Service activities related to printing	5012	778601	604520	2914	107237	340	13350	50248	-

Major Industrial Group		No. of reporting manufacturing units	Total Industrial Cost	Raw Material Consumed	Cost of Fuel Purchased	Cost of Electricity Consumed	Water Charges	Cost of Repair and Maintenance work done by others	Cost of Contract work & commission paid to agents	Other Input on Activity (Annual) Excluding Major Activity
PSIC Code	Description									
1	2	3	4	5	6	7	8	9	10	11
18121	Binding of printed sheets	1868	505899	449708	322	49884	260	5090	642	-
18122	Composition, typesetting, phototypesetting, pre-press data input including scanning and optical character recognition, electronic make-up	153	52001	13616	756	3334	-	1480	32816	-
18123	Plate-making services including image-setting and plate-setting	583	105790	77027	-	26172	-	2590	-	-
18124	Preparation of plates and dies	146	25678	16815	870	4545	-	350	3098	-
18125	Design of printing products e.g. sketches, layouts, dummies etc.	224	9618	4990	80	3972	80	380	115	-
18126	Other graphic activities such as die-sinking or die-stamping, Braille copying, embossing, varnishing and laminating, collating and inseting, creasing	133	29004	24486	607	3031	-	240	640	-
18129	Other (Service activities related to printing)	1905	50612	17878	278	16299	-	3220	12936	-
19	Manufacture of coke and refined petroleum products	4105	519015	517623	84	1280	-	30	-	-
191	Manufacture of coke oven products	195	99546	98154	84	1280	-	30	-	-
1910	Manufacture of coke oven products	195	99546	98154	84	1280	-	30	-	-
19101	Operation of coke ovens	16	5974	5814	-	160	-	-	-	-
19102	Production of coke and semi-coke/ production of coke oven gas	35	43316	42084	84	1120	-	30	-	-
19104	Production of crude coal and lignite tars	144	50256	50256	-	-	-	-	-	-
192	Manufacture of refined petroleum products	3910	419468	419468	-	-	-	-	-	-
1920	Manufacture of refined petroleum products	3910	419468	419468	-	-	-	-	-	-
19206	Manufacture of hard-coal and lignite fuel briquettes / petroleum briquettes	180	302400	302400	-	-	-	-	-	-
19207	Blending of bio fuels	3730	117068	117068	-	-	-	-	-	-
20	Manufacture of chemicals and chemical products	1028	707021	611240	36522	54087	1110	3170	900	-
202	Manufacture of other chemical products	719	246429	181408	27912	32787	810	2610	900	-
2022	Manufacture of paints, varnishes and similar coatings, printing ink and mastics	79	12503	8800	272	2952	270	210	-	-
20221	Manufacture of paints and varnishes, enamels or lacquers	68	2339	-	272	1632	270	160	-	-
20222	Manufacture of prepared pigments and dyes, opacifiers and colours	11	10164	8800	-	1320	-	40	-	-
2023	Manufacture of soap and detergents, cleaning and polishing preparations, perfumes and toilet preparations	609	222989	164328	27640	27435	540	2330	720	-
20232	Manufacture of soap	150	94511	70470	15939	6874	130	380	720	-

Major Industrial Group		No. of reporting manufacturing units	Total Industrial Cost	Raw Material Consumed	Cost of Fuel Purchased	Cost of Electricity Consumed	Water Charges	Cost of Repair and Maintenance work done by others	Cost of Contract work & commission paid to agents	Other Input on Activity (Annual) Excluding Major Activity
PSIC Code	Description									
1	2	3	4	5	6	7	8	9	10	11
20234	Manufacture of surface-active preparations (washing powders and detergents, dish-washing preparations, textile softeners)	43	30799	24125	1906	4592	90	90	-	-
20235	Manufacture of cleaning and polishing products	416	97679	69733	9795	15969	320	1860	-	-
2029	Manufacture of other chemical products n.e.c.	31	10937	8280	-	2400	-	80	180	-
20294	Manufacture of photographic plates, films, sensitized paper and other sensitized unexposed materials	15	9900	8280	-	1440	-	-	180	-
20298	Manufacture of matches	16	1037	-	-	960	-	80	-	-
203	Manufacture of man-made fibres	309	460593	429832	8610	21300	300	560	-	-
2030	Manufacture of man-made fibres	309	460593	429832	8610	21300	300	560	-	-
20302	Manufacture of synthetic or artificial staple fibres, not carded, combed or otherwise processed for spinning	67	31704	29480	482	1742	-	-	-	-
20303	Manufacture of synthetic or artificial filament yarn, including high-tenacity yarn	37	740	592	-	148	-	-	-	-
20309	Others (Manufacture of man-made fibres)	205	428148	399760	8127	19410	300	560	-	-
21	Manufacture of basic pharmaceutical products and pharmaceutical preparations	53	25614	20619	3676	1024	-	280	14	-
210	Manufacture of pharmaceuticals, medicinal chemical and botanical product	53	25614	20619	3676	1024	-	280	14	-
2100	Manufacture of pharmaceuticals, medicinal chemical and botanical products	53	25614	20619	3676	1024	-	280	14	-
21003	Manufacture of medicaments including homeopathic preparations	53	25614	20619	3676	1024	-	280	14	-
22	Manufacture of rubber and plastics products	7305	8800869	7673625	144265	876182	7010	85380	14410	-
221	Manufacture of rubber products	545	163066	135773	2660	21648	170	2810	-	-
2211	Manufacture of rubber tyres and tubes; retreading and rebuilding of rubber tyres	83	3064	2232	-	630	150	50	-	-
22113	Manufacture of interchangeable tyre treads, tyre flaps, "camelback" strips for retreading tyres etc./ tyre rebuilding and retreading	21	832	-	-	630	150	50	-	-
22119	Others (Manufacture of rubber tyres and tubes, retreading and rebuilding of rubber tyres)	62	2232	2232	-	-	-	-	-	-
2219	Manufacture of other rubber products	462	160002	133541	2660	21018	20	2760	-	-
22191	Manufacture of other products of natural or synthetic rubber (see description for detail)	185	27464	21642	452	4091	-	1280	-	-

Major Industrial Group		No. of reporting manufacturing units	Total Industrial Cost	Raw Material Consumed	Cost of Fuel Purchased	Cost of Electricity Consumed	Water Charges	Cost of Repair and Maintenance work done by others	Cost of Contract work & commission paid to agents	Other Input on Activity (Annual) Excluding Major Activity
PSIC Code	Description									
1	2	3	4	5	6	7	8	9	10	11
22192	Manufacture of rubber brushes, pipe stems, combs, hair pins etc.	231	115130	101252	2208	10366	-	1300	-	-
22199	Others (Manufacture of other rubber products)	46	17409	10646	-	6561	20	180	-	-
222	Manufacture of plastics products	6760	8637803	7537853	141605	854534	6830	82570	14410	-
2220	Manufacture of plastics products	6760	8637803	7537853	141605	854534	6830	82570	14410	-
22201	Manufacture of semi-manufactures and finished plastic products/ plastic articles for the packing of goods	1506	1035853	781022	29928	196461	3620	23420	1400	-
22202	Manufacture of builders' plastics ware(see note for detail)	603	1387974	1194347	13332	173806	440	2690	3360	-
22203	Manufacture of plastic tableware, kitchenware and toilet articles	217	184067	157550	1974	22942	300	1310	-	-
22204	Manufacture of artificial stone/ plastic signs etc.	214	35633	26938	4800	3580	-	320	-	-
22209	Manufacture of other diverse plastic products	4220	5994275	5377996	91571	457746	2470	54840	9650	-
23	Manufacture of other non-metallic mineral products	18511	28016324	24995666	889326	1576401	68400	228210	257233	1086
231	Manufacture of glass and glass products	107	27298	26401	88	809	-	-	-	-
2310	Manufacture of glass and glass products	107	27298	26401	88	809	-	-	-	-
23109	Others (Manufacture of glass and glass products)	107	27298	26401	88	809	-	-	-	-
239	Manufacture of non-metallic mineral products n.e.c.	18404	27989026	24969265	889238	1575592	68400	228210	257233	1086
2392	Manufacture of clay building materials	6600	6522758	5462274	303451	457296	6400	66520	226285	526
23921	Manufacture of non-refractory ceramic hearth or wall tiles, mosaic cubes etc.	1476	729091	661661	51312	10351	1310	4140	28	291
23922	Manufacture of structural non-refractory clay building materials, like ceramic bricks, roofing tiles, pipes, conduits etc./ flooring blocks in baked clay	5124	5793667	4800613	252139	446945	5090	62390	226257	235
2393	Manufacture of other porcelain and ceramic products	2001	1041997	885739	16686	132822	1220	5120	408	-
23931	Manufacture of ceramic tableware and other domestic or toilet articles etc.	1132	993234	849218	9684	130316	160	3860	-	-
23933	Manufacture of ceramic laboratory, chemical and industrial products etc.	35	283	283	-	-	-	-	-	-
23939	Manufacture of other porcelain and ceramic products n.e.c.	834	48480	36238	7002	2505	1060	1260	408	-
2394	Manufacture of cement, lime and plaster	68	113002	108240	474	3360	470	460	-	-
23941	Manufacture of clinkers and hydraulic cements, including Portland, aluminous cement, slag cement and super phosphate cements	32	51456	49920	128	768	380	260	-	-
23942	Manufacture of quicklime, slaked lime and hydraulic lime	36	61546	58320	346	2592	90	200	-	-
2395	Manufacture of articles of concrete, cement and plaster	6643	8931655	8272712	403144	168024	26030	46040	15492	210

Major Industrial Group		No. of reporting manufacturing units	Total Industrial Cost	Raw Material Consumed	Cost of Fuel Purchased	Cost of Electricity Consumed	Water Charges	Cost of Repair and Maintenance work done by others	Cost of Contract work & commission paid to agents	Other Input on Activity (Annual) Excluding Major Activity
PSIC Code	Description									
1	2	3	4	5	6	7	8	9	10	11
23951	Manufacture of precast concrete, cement or artificial stone articles and plaster articles for use in construction	4362	6621227	6157728	270886	124878	25080	31300	11356	-
23952	Manufacture of prefabricated structural components for buildings or civil engineering of cement, concrete or artificial stone	281	270746	235049	33160	1200	210	1130	-	-
23953	Manufacture of articles of asbestos-cement or cellulose fibre-cement or the like (sheets, panels, tiles,, pipes, troughs, basins, sinks, furniture, frames etc.)	1187	1172179	1063278	71492	25558	120	8420	3100	210
23959	Manufacture of other articles of concrete, plaster, cement or artificial stone	813	867502	816656	27606	16388	620	5190	1036	-
2396	Cutting, shaping and finishing of stone	2442	10557358	9491581	162000	758217	28650	101510	15048	350
23961	Cutting, shaping and finishing of stone for use in construction, in cemeteries, on roads, as roofing etc.	2442	10557358	9491581	162000	758217	28650	101510	15048	350
2399	Manufacture of other non-metallic mineral products n.e.c.	650	822258	748718	3483	55874	5630	8560	-	-
23991	Manufacture of millstones, sharpening or polishing stones and natural or artificial abrasive products, including abrasive products on a soft base	342	251374	208840	2047	33940	1740	4810	-	-
23992	Manufacture of friction material and unmounted articles thereof with a base of mineral substances or of cellulose	308	570884	539878	1436	21934	3890	3750	-	-
24	Manufacture of basic metals	6621	2811086	2295370	45928	390671	4820	55420	18875	-
241	Manufacture of basic iron and steel	309	88245	41302	-	43400	-	3360	184	-
2410	Manufacture of basic iron and steel	309	88245	41302	-	43400	-	3360	184	-
24105	Production of semi-finished products of steel	88	54947	32947	-	21912	-	90	-	-
24106	Manufacture of hot/cold-rolled flat-rolled products of steel/ hot-rolled bars and rods, open sections of steel, steel bars and solid sections of steel by cold drawing, grinding or turning/ wire of steel	103	14566	5779	-	8736	-	50	-	-
24109	Others (Manufacture of basic iron and steel)	118	18732	2576	-	12752	-	3220	184	-
242	Manufacture of basic precious and other non-ferrous metals	64	70912	56100	4576	7212	-	3020	-	-
2420	Manufacture of basic precious and other non-ferrous metals	64	70912	56100	4576	7212	-	3020	-	-
24201	Production and refining of unwrought or wrought precious metals, precious metal alloys/ semi-products: gold, silver, platinum etc. from ore and scrap	22	61336	56100	4576	660	-	-	-	-
24205	Production of copper alloys/ manufacture of fuse wire or strip/ semi-manufacturing of copper	42	9576	-	-	6552	-	3020	-	-

Major Industrial Group		No. of reporting manufacturing units	Total Industrial Cost	Raw Material Consumed	Cost of Fuel Purchased	Cost of Electricity Consumed	Water Charges	Cost of Repair and Maintenance work done by others	Cost of Contract work & commission paid to agents	Other Input on Activity (Annual) Excluding Major Activity
PSIC Code	Description									
1	2	3	4	5	6	7	8	9	10	11
243	Casting of metals	6248	2651929	2197969	41352	340059	4820	49040	18691	-
2431	Casting of iron and steel	6225	2617158	2163584	41352	339811	4820	48900	18691	-
24311	Casting of semi-finished iron products/ casting of iron castings	20	4080	2880	-	1200	-	-	-	-
24313	Manufacture of tubes, pipes and hollow profiles and fittings of cast-iron, manufacture of seamless tubes and pipes of steel/ fittings of cast-steel	43	29956	28500	-	1368	-	90	-	-
24319	Others (Casting of iron and steel)	6162	2583122	2132204	41352	337243	4820	48810	18691	-
2432	Casting of non-ferrous metals	23	34771	34385	-	248	-	140	-	-
24321	Casting of semi-finished products of aluminium, magnesium, titanium, zinc etc.	23	34771	34385	-	248	-	140	-	-
25	Manufacture of fabricated metal products, except machinery and equipment	70188	39582124	36023085	464623	2595383	30320	411610	55369	1734
251	Manufacture of structural metal products, tanks, reservoirs and steam generators	38663	29864126	27329327	234229	1935945	20100	308490	35449	586
2511	Manufacture of structural metal products	38524	29782444	27260075	234067	1924255	19590	308420	35449	586
25111	Manufacture of metal frameworks or skeletons for construction and parts thereof (towers, bridges etc.)/ Industrial frameworks in metal (frameworks for blast furnaces, lifting and handling equipment etc.)	194	258935	243800	2209	11480	590	850	-	-
25112	Manufacture of prefabricated buildings mainly of metal, metal doors, windows and their frames, shutters and gates, room partitions etc.	38266	29465269	26975315	231858	1898054	19000	305010	35449	586
25119	Others (Manufacture of structural metal products)	64	58240	40960	-	14720	-	2560	-	-
2512	Manufacture of tanks, reservoirs and containers of metal	139	81683	69252	162	11690	510	70	-	-
25121	Manufacture of reservoirs, tanks and similar containers of metal, of types normally installed as fixtures for storage or manufacturing use	104	78659	68454	162	9534	510	-	-	-
25122	Manufacture of metal containers for compressed or liquefied gas	35	3024	798	-	2156	-	70	-	-
252	Manufacture of weapons and ammunition	85	13975	10122	902	2686	-	270	-	-
2520	Manufacture of weapons and ammunition	85	13975	10122	902	2686	-	270	-	-
25202	Manufacture of small arms (revolvers, shotguns, light machine guns)	85	13975	10122	902	2686	-	270	-	-

Major Industrial Group		No. of reporting manufacturing units	Total Industrial Cost	Raw Material Consumed	Cost of Fuel Purchased	Cost of Electricity Consumed	Water Charges	Cost of Repair and Maintenance work done by others	Cost of Contract work & commission paid to agents	Other Input on Activity (Annual) Excluding Major Activity
PSIC Code	Description									
1	2	3	4	5	6	7	8	9	10	11
259	Manufacture of other fabricated metal products; metalworking service activities	31440	9704022	8683635	229492	656752	10220	102850	19920	1148
2591	Forging, pressing, stamping and roll-forming of metal; powder metallurgy	35	42252	37492	-	4340	-	420	-	-
25911	Forging, pressing, stamping and roll-forming of metal	35	42252	37492	-	4340	-	420	-	-
2592	Treatment and coating of metals; machining	1328	448909	344680	19793	65719	260	18060	396	-
25921	Plating, anodizing etc., heat treatment, deburring, sandblasting, tumbling, cleaning of metals	35	4458	3618	-	840	-	-	-	-
25922	Colouring and engraving, non-metallic coating, hardening, buffing of metals	78	2078	1330	-	748	-	-	-	-
25923	Boring, turning, milling, eroding, planning, lapping, broaching, levelling, sawing, grinding, sharpening, polishing, welding, splicing etc. of metalwork pieces	1135	373292	273172	19793	61731	260	17940	396	-
25924	Cutting of and writing on metals by means of laser beams	80	69082	66560	-	2400	-	120	-	-
2593	Manufacture of cutlery, hand tools and general hardware	18183	2874010	2413695	145414	255831	1380	47050	9627	1012
25931	Manufacture of cutlery	466	128591	96488	1600	26916	-	2790	800	-
25932	Manufacture of knives and cutting blades, hand tools, non-power-driven agricultural hand tools, saws and saw blades for machines or for mechanical appliances	15349	1653280	1371366	125647	123946	760	23210	7608	747
25933	Manufacture of padlocks, locks, keys, hinges and the like, hardware for buildings, furniture, vehicles etc.	1059	782720	727062	6629	40945	430	6730	793	125
25934	Manufacture of other tools of such nature n.e.c.	1309	309419	218779	11539	64024	190	14320	426	140
2599	Manufacture of other fabricated metal products n.e.c.	11894	6338851	5887768	64285	330862	8590	37310	9898	136
25991	Manufacture of cans, drums, buckets, boxes, tins and cans for food products, metal cable, plaited bands and similar articles,	7958	3621846	3454561	15879	125744	3600	13900	8020	136
25992	Manufacture of uninsulated metal cable or insulated cable not capable of being used as a conductor of electricity, articles made of wire etc.	157	52020	34534	28	16674	-	780	-	-
25993	Manufacture of screw machine products, nails and pins, bolts, screws, nuts, springs, chains etc.	909	521971	444606	6278	61741	1320	7020	1000	-
25994	Manufacture of metal household articles	2701	2055116	1870534	40414	124181	3660	15600	720	-
25995	Manufacture of metal goods for office use, except furniture	36	173	-	173	-	-	-	-	-
25996	Manufacture of safes, strongboxes, armoured doors etc.	53	55807	54832	-	818	-	-	158	-
25997	Manufacture of various metal articles	72	30874	27850	1512	1512	-	-	-	-

Major Industrial Group		No. of reporting manufacturing units	Total Industrial Cost	Raw Material Consumed	Cost of Fuel Purchased	Cost of Electricity Consumed	Water Charges	Cost of Repair and Maintenance work done by others	Cost of Contract work & commission paid to agents	Other Input on Activity (Annual) Excluding Major Activity
PSIC Code	Description									
1	2	3	4	5	6	7	8	9	10	11
25999	Manufacture of other fabricated metal products n.e.c.	8	1045	853	-	192	-	-	-	-
26	Manufacture of computer, electronic and optical products	88	6296	3458	56	2514	110	160	-	-
261	Manufacture of electronic components and boards	14	504	-	-	504	-	-	-	-
2610	Manufacture of electronic components and boards	14	504	-	-	504	-	-	-	-
26101	Manufacture of capacitors, electronic, resistors, electronic, microprocessors, bare printed circuit boards, electron tubes, electronic connectors, integrated circuits	14	504	-	-	504	-	-	-	-
264	Manufacture of consumer electronics	11	3916	3080	-	792	-	40	-	-
2640	Manufacture of consumer electronics	11	3916	3080	-	792	-	40	-	-
26404	Manufacture of radio receivers, speaker systems, amplifiers for musical instruments and public address systems	11	3916	3080	-	792	-	40	-	-
265	Manufacture of measuring, testing, navigating and control equipment; watches and clocks	28	1288	-	56	1008	110	110	-	-
2652	Manufacture of watches and clocks	28	1288	-	56	1008	110	110	-	-
26521	Manufacture of watches and clocks, watch and clock cases, components for clocks and watches	28	1288	-	56	1008	110	110	-	-
267	Manufacture of optical instruments and photographic equipment	35	588	378	-	210	-	-	-	-
2670	Manufacture of optical instruments and photographic equipment	35	588	378	-	210	-	-	-	-
26705	Manufacture of film cameras and digital cameras	35	588	378	-	210	-	-	-	-
27	Manufacture of electrical equipment	2553	1159098	946243	7375	171668	610	32070	1130	-
271	Manufacture of electric motors, generators, transformers and electricity distribution and control apparatus	847	307026	263764	4715	26780	340	10860	558	-
2710	Manufacture of electric motors, generators, transformers and electricity distribution and control apparatus	847	307026	263764	4715	26780	340	10860	558	-
27101	Manufacture of distribution electric / arc-welding transformers / substation transformers for electric power distribution	11	4334	-	726	3300	130	180	-	-
27102	Manufacture of transmission and distribution voltage regulators / electric motors / power generators / prime mover generator sets / armatures etc.	54	112157	108197	-	3640	-	320	-	-
27103	Manufacture of power circuit breakers / surge suppressors / control panels for electric power distribution / electrical relays etc.	478	27234	10477	1733	5952	110	8410	558	-

Major Industrial Group		No. of reporting manufacturing units	Total Industrial Cost	Raw Material Consumed	Cost of Fuel Purchased	Cost of Electricity Consumed	Water Charges	Cost of Repair and Maintenance work done by others	Cost of Contract work & commission paid to agents	Other Input on Activity (Annual) Excluding Major Activity
PSIC Code	Description									
1	2	3	4	5	6	7	8	9	10	11
27104	Manufacture of duct for electrical switchboard apparatus / electric fuses / power switching equipment / electric power switches	162	135290	127414	168	6438	-	1270	-	-
27109	Others (Manufacture of electric motors, generators, transformers and electricity distribution and control apparatus)	142	28010	17676	2088	7450	100	690	-	-
273	Manufacture of wiring and wiring devices	623	461602	324658	1426	119143	260	16110	-	-
2732	Manufacture of other electronic and electric wires and cables	224	419044	317376	1152	86360	-	14160	-	-
27320	Manufacture of insulated wire and cable, made of steel, copper, aluminium	224	419044	317376	1152	86360	-	14160	-	-
2733	Manufacture of wiring devices	399	42558	7282	274	32783	260	1950	-	-
27331	Manufacture of bus bars, electrical conductors, GFCI (ground fault circuit interrupters), lamp holders, coils, switches/ boxes for electrical wiring, electrical outlets and sockets, electrical conduit and fitting etc.	333	40513	7282	274	30938	260	1750	-	-
27333	Manufacture of plastic non current-carrying wiring devices including plastic junction boxes, face plates, and similar, plastic pole line fittings etc.	66	2045	-	-	1845	-	200	-	-
274	Manufacture of electric lighting equipment	209	19500	11698	26	7185	-	160	432	-
2740	Manufacture of electric lighting equipment	209	19500	11698	26	7185	-	160	432	-
27401	Manufacture of lamps, fixtures and bulbs, ceiling lighting fixtures, chandeliers, table lamps, flashlights, electric insect lamps, lanterns, spotlights etc.	209	19500	11698	26	7185	-	160	432	-
275	Manufacture of domestic appliances	100	27372	25662	288	1351	-	70	-	-
2750	Manufacture of domestic appliances	100	27372	25662	288	1351	-	70	-	-
27501	Manufacture of domestic electric appliances (see description for detail)	84	20236	18718	288	1223	-	10	-	-
27503	Manufacture of domestic non-electric cooking and heating equipment	16	7136	6944	-	128	-	60	-	-
279	Manufacture of other electrical equipment	774	343597	320460	920	17209	-	4870	140	-
2790	Manufacture of other electrical equipment	774	343597	320460	920	17209	-	4870	140	-
27901	Manufacture of battery chargers, door opening and closing devices, electrical, bells, tanning beds	54	57824	57258	-	566	-	-	-	-
27902	Manufacture of uninterruptible power supplies (UPS), power supplies	618	267305	251466	920	10726	-	4050	140	-

Major Industrial Group		No. of reporting manufacturing units	Total Industrial Cost	Raw Material Consumed	Cost of Fuel Purchased	Cost of Electricity Consumed	Water Charges	Cost of Repair and Maintenance work done by others	Cost of Contract work & commission paid to agents	Other Input on Activity (Annual) Excluding Major Activity
PSIC Code	Description									
1	2	3	4	5	6	7	8	9	10	11
27905	Manufacture of electrical welding and soldering equipment, including hand-held soldering irons	60	7296	1488	-	5160	-	650	-	-
27909	Manufacture of other electrical equipment n.e.c.	42	11172	10248	-	756	-	170	-	-
28	Manufacture of machinery and equipment n.e.c.	5004	1419374	1088969	31051	246471	2320	44340	6209	7
281	Manufacture of general-purpose machinery	1220	194466	137776	2916	43070	750	9950	-	7
2811	Manufacture of engines and turbines, except aircraft, vehicle and cycle engines	683	89889	69370	572	15112	310	4530	-	-
28112	Manufacture of turbines and parts thereof, boiler-turbine sets, turbine-generator sets etc.	683	89889	69370	572	15112	310	4530	-	-
2813	Manufacture of other pumps, compressors, taps and valves	201	55031	37501	876	13602	-	3050	-	-
28131	Manufacture of air or vacuum pumps, air or other gas compressors	108	14713	7153	-	6588	-	970	-	-
28134	Manufacture of industrial taps and valves, including regulating valves and intake taps, sanitary taps and valves, heating taps and valves, hand pumps etc.	93	40318	30348	876	7014	-	2080	-	-
2814	Manufacture of bearings, gears, gearing and driving elements	28	896	-	-	672	-	220	-	-
28143	Manufacture of gears, gearing and gear boxes and other speed changers, clutches & shaft couplings, flywheels & pulleys, power transmission chain etc.	28	896	-	-	672	-	220	-	-
2815	Manufacture of ovens, furnaces and furnace burners	135	17478	9774	-	6240	-	1460	-	-
28151	Manufacture of electrical and other furnaces, ovens, incinerators, burners etc.	30	3660	576	-	2880	-	200	-	-
28152	Manufacture of permanent mount electric heaters, non-electric household heating equipment etc.	105	13818	9198	-	3360	-	1260	-	-
2818	Manufacture of power-driven hand tools	46	1159	890	36	197	20	10	-	7
28180	Manufacture of hand tools, with self-contained electric or non-electric motor or pneumatic drive (see note for detail)	46	1159	890	36	197	20	10	-	7
2819	Manufacture of other general-purpose machinery	127	30013	20241	1432	7248	420	670	-	-
28191	Manufacture of industrial refrigerating or freezing equipment, air-conditioning machines, non-domestic fans etc.	28	4088	-	728	2688	340	340	-	-
28193	Manufacture of filtering or purifying machinery and apparatus for liquids, equipment for projecting, dispersing or spraying liquids or powders	60	19314	15750	704	2640	90	130	-	-
28199	Manufacture of other general-purpose machinery n.e.c.	39	6611	4491	-	1920	-	200	-	-

Major Industrial Group		No. of reporting manufacturing units	Total Industrial Cost	Raw Material Consumed	Cost of Fuel Purchased	Cost of Electricity Consumed	Water Charges	Cost of Repair and Maintenance work done by others	Cost of Contract work & commission paid to agents	Other Input on Activity (Annual) Excluding Major Activity
PSIC Code	Description									
1	2	3	4	5	6	7	8	9	10	11
282	Manufacture of special-purpose machinery	3784	1224909	951194	28135	203401	1570	34400	6209	-
2821	Manufacture of agricultural and forestry machinery	1991	651032	540365	22157	65906	880	16350	5369	-
28211	Manufacture of tractors used in agriculture and forestry	50	16400	10600	-	4800	-	1000	-	-
28214	Manufacture of agricultural machinery for soil preparation, planting or fertilizing	1121	455494	393415	15911	34485	720	5940	5019	-
28215	Manufacture of harvesting or threshing machinery	532	67967	37902	4709	17986	160	7210	-	-
28217	Manufacture of spraying machinery for agricultural use	168	2410	1406	835	139	-	30	-	-
28219	Manufacture of diverse agricultural machinery n.e.c.	120	108762	97042	702	8496	-	2170	350	-
2822	Manufacture of metal-forming machinery and machine tools	767	103704	75772	1644	22008	190	3250	840	-
28222	Manufacture of machine tools for turning, drilling, milling, shaping, planning, boring, grinding etc.	147	9442	4814	216	3883	-	530	-	-
28224	Manufacture of punch presses, hydraulic presses, hydraulic brakes, drop hammers, forging machines etc.	35	53144	52934	-	210	-	-	-	-
28227	Manufacture of parts and accessories for the machine tools listed above	585	41118	18023	1428	17915	190	2720	840	-
2823	Manufacture of machinery for metallurgy	3	480	288	-	144	-	50	-	-
28232	Manufacture of metal-rolling mills and rolls for such mills	3	480	288	-	144	-	50	-	-
2825	Manufacture of machinery for food, beverage and tobacco processing	81	9955	3951	960	3328	220	1500	-	-
28256	Manufacture of machinery for the extraction or preparation of animal or vegetable fats or oils	20	5496	-	960	2880	220	1440	-	-
28257	Manufacture of machinery for the preparation of tobacco and for the making of cigarettes or cigars, or for pipe or chewing tobacco or snuff	61	4459	3951	-	448	-	60	-	-
2826	Manufacture of machinery for textile, apparel and leather production	917	459137	330818	3374	111414	290	13240	-	-
28262	Manufacture of auxiliary machines or equipment for textile machinery	850	454259	330818	3300	107284	290	12570	-	-
28264	Manufacture of machinery for fabric processing	18	2470	-	50	1872	-	550	-	-
28266	Manufacture of sewing machines	49	2408	-	24	2258	-	130	-	-
2829	Manufacture of other special-purpose machinery	25	600	-	-	600	-	-	-	-
28296	Manufacture of diverse special-purpose machinery and equipment	25	600	-	-	600	-	-	-	-
29	Manufacture of motor vehicles, trailers and semi-trailers	6631	3405227	2895765	42796	352771	5720	49760	58208	203
291	Manufacture of motor vehicles	134	57553	49245	1340	6700	-	270	-	-

Major Industrial Group		No. of reporting manufacturing units	Total Industrial Cost	Raw Material Consumed	Cost of Fuel Purchased	Cost of Electricity Consumed	Water Charges	Cost of Repair and Maintenance work done by others	Cost of Contract work & commission paid to agents	Other Input on Activity (Annual) Excluding Major Activity
PSIC Code	Description									
1	2	3	4	5	6	7	8	9	10	11
2910	Manufacture of motor vehicles	134	57553	49245	1340	6700	-	270	-	-
29103	Manufacture of other motor vehicles	134	57553	49245	1340	6700	-	270	-	-
292	Manufacture of bodies (coachwork) for motor vehicles; manufacture of trailers and semi-trailers	1260	1854573	1706754	18051	75385	100	16310	37800	175
2920	Manufacture of bodies (coachwork) for motor vehicles; manufacture of trailers and semi-trailers	1260	1854573	1706754	18051	75385	100	16310	37800	175
29201	Manufacture of bodies, including cabs for motor vehicles and outfitting of all types	653	1148605	1066949	10502	31100	100	11800	28156	-
29202	Manufacture of trailers and semi-trailers	221	305123	289050	917	12879	-	1000	1104	175
29203	Manufacture of containers for carriage by one or more modes of transport	386	400845	350755	6632	31406	-	3510	8540	-
293	Manufacture of parts and accessories for motor vehicles	5147	1482685	1131708	23405	268490	5460	33190	20408	28
2930	Manufacture of parts and accessories for motor vehicles	5147	1482685	1131708	23405	268490	5460	33190	20408	28
29301	Manufacture of diverse parts and accessories for motor vehicles	1550	248230	156137	8142	69936	1680	10860	1474	-
29302	Manufacture of parts & accessories of bodies for motor vehicles, car seats etc.	3475	1200066	953010	14930	187925	3770	21460	18934	28
29303	Manufacture of motor vehicle electrical equipment	122	34388	22560	333	10628	-	870	-	-
299		90	10416	8058	-	2196	160	-	-	-
2991		60	4182	2682	-	1338	160	-	-	-
29913		60	4182	2682	-	1338	160	-	-	-
2992		30	6234	5376	-	858	-	-	-	-
29923		30	6234	5376	-	858	-	-	-	-
30	Manufacture of other transport equipment	2524	1523797	1353270	7502	138091	1710	16690	6532	-
309	Manufacture of transport equipment n.e.c.	2524	1523797	1353270	7502	138091	1710	16690	6532	-
3091	Manufacture of motorcycles	1389	833739	717058	5084	95701	1710	8940	5250	-
30911	Manufacture of motorcycles, mopeds and cycles fitted with an auxiliary engine, engines for motorcycles, sidecars etc.	273	202128	186873	896	12735	-	1620	-	-
30912	Manufacture of parts and accessories for motorcycles	1116	631611	530185	4188	82966	1710	7310	5250	-
3092	Manufacture of bicycles and invalid carriages	237	59500	41656	1376	13672	-	2800	-	-
30921	Manufacture of non-motorized bicycles and other cycles, parts and accessories of bicycles etc.	113	38356	29476	944	6940	-	1000	-	-
30922	Manufacture of invalid carriages, their parts & accessories, baby carriages etc.	124	21144	12180	432	6732	-	1800	-	-
3099	Manufacture of other transport equipment n.e.c.	898	630558	594556	1042	28718	-	4960	1282	-

Major Industrial Group		No. of reporting manufacturing units	Total Industrial Cost	Raw Material Consumed	Cost of Fuel Purchased	Cost of Electricity Consumed	Water Charges	Cost of Repair and Maintenance work done by others	Cost of Contract work & commission paid to agents	Other Input on Activity (Annual) Excluding Major Activity
PSIC Code	Description									
1	2	3	4	5	6	7	8	9	10	11
30991	Manufacture of hand-propelled vehicles: luggage trucks, handcarts, sledges, shopping carts etc.	270	129569	118824	88	7746	-	2810	102	-
30992	Manufacture of vehicles drawn by animals: sulkies, donkey-carts, hearses etc.	628	500989	475732	954	20973	-	2150	1180	-
31	Manufacture of furniture	47710	27236766	24757220	230748	1483827	12630	332430	419066	840
310	Manufacture of furniture	47710	27236766	24757220	230748	1483827	12630	332430	419066	840
3100	Manufacture of furniture	47710	27236766	24757220	230748	1483827	12630	332430	419066	840
31001	Manufacture of chairs and seats, sofas, sofa beds and sofa sets	37845	22812311	20751171	194630	1237007	9040	278680	340937	840
31002	Manufacture of special furniture for shops: counters, display cases, shelves etc., for churches, schools, restaurants	549	158444	118252	416	8595	-	1660	29525	-
31003	Manufacture of office furniture	159	104295	93858	164	7574	150	1200	1352	-
31004	Manufacture of kitchen furniture, furniture for bedrooms etc., cabinets	6447	3508461	3260305	29647	143135	680	33020	41678	-
31005	Manufacture of laboratory benches, stools and other laboratory seating, laboratory furniture (e.g. cabinets and tables)	682	180636	142909	5372	27581	2410	2370	-	-
31009	Manufacture of other furniture n.e.c.	2028	472620	390726	519	59934	360	15510	5574	-
32	Other manufacturing	50246	74790270	73351526	222288	814622	8890	89910	302792	240
321	Manufacture of jewellery, bijouterie and related articles	30747	73320967	72208821	164515	576808	7030	64990	298614	193
3211	Manufacture of jewellery and related articles	29954	73308188	72201569	164244	572082	7020	64900	298180	193
32111	Production of worked pearls	122	8942	5198	114	3509	-	120	-	-
32112	Production of precious and semi-precious stones / diamonds in the worked state	108	254740	251494	308	816	-	720	1400	-
32113	Manufacture of jewellery, goldsmiths' articles	29518	72449964	71353772	163822	564319	7020	64050	296780	193
32114	Manufacture of precious metal watch bands, wristbands, watch straps and cigarette cases etc.	206	594542	591105	-	3437	-	-	-	-
3212	Manufacture of imitation jewellery and related articles	793	12779	7252	271	4726	10	90	434	-
32121	Manufacture of costume or imitation jewellery	793	12779	7252	271	4726	10	90	434	-
322	Manufacture of musical instruments	324	71769	68877	-	2752	-	140	-	-
3220	Manufacture of musical instruments	324	71769	68877	-	2752	-	140	-	-
32202	Manufacture of musical instruments, the sound of which is produced electronically, musical boxes, fairground organs, calliopes etc., instrument parts and accessories	62	6660	5929	-	731	-	-	-	-
32209	Manufacture of other musical instruments n.e.c.	262	65109	62948	-	2022	-	140	-	-

Major Industrial Group		No. of reporting manufacturing units	Total Industrial Cost	Raw Material Consumed	Cost of Fuel Purchased	Cost of Electricity Consumed	Water Charges	Cost of Repair and Maintenance work done by others	Cost of Contract work & commission paid to agents	Other Input on Activity (Annual) Excluding Major Activity
PSIC Code	Description									
1	2	3	4	5	6	7	8	9	10	11
323	Manufacture of sports goods	11835	396615	334681	10136	46750	710	4310	-	32
3230	Manufacture of sports goods	11835	396615	334681	10136	46750	710	4310	-	32
32301	Manufacture of foot balls	11323	215177	183377	136	30939	600	100	-	32
32302	Manufacture of rackets, bats	125	119750	95250	10000	10500	-	4000	-	-
32309	Manufacture of other articles and equipment for sports, outdoor and indoor games, of any material n.e.c.	387	61688	56055	-	5311	110	210	-	-
324	Manufacture of games and toys	484	97577	65264	7700	21322	-	3160	130	-
3240	Manufacture of games and toys	484	97577	65264	7700	21322	-	3160	130	-
32401	Manufacture of dolls and doll garments, parts and accessories, action figures, toy animals, musical instruments,	241	32993	11237	7700	12044	-	1880	130	-
32402	Manufacture of playing cards, games, chess etc.,	3	260	112	-	144	-	-	-	-
32403	Manufacture of coin-operated games, billiards, special tables for games, etc.	21	2377	1873	-	504	-	-	-	-
32409	Manufacture of other games and toys n.e.c.	219	61946	52041	-	8630	-	1280	-	-
325	Manufacture of medical and dental instruments and supplies	3367	672660	459956	36278	156039	200	16650	3544	-
3250	Manufacture of medical and dental instruments and supplies	3367	672660	459956	36278	156039	200	16650	3544	-
32501	Manufacture of surgical drapes and sterile string and tissue	1782	330054	218185	24628	79147	10	4860	3220	-
32502	Manufacture of dental fillings and cements (except denture adhesives), dental wax and other dental plaster preparations	83	59634	55338	1100	2324	-	870	-	-
32505	Manufacture of medical, surgical, dental or veterinary furniture	446	57270	28382	2100	16762	190	9840	-	-
32506	Manufacture of dental instruments (including dentists' chairs incorporating dental equipment), orthopaedic and prosthetic devices	745	132385	76538	6720	49127	-	-	-	-
32507	Manufacture of bone plates and screws, syringes, needles, catheters, cannulae, etc., artificial teeth, bridges, etc., medical thermometers, bone reconstruction cements	26	31568	30784	-	784	-	-	-	-
32508	Manufacture of ophthalmic goods, eyeglasses, sunglasses, lenses ground to prescription, contact lenses, safety goggles	71	27158	25412	205	1540	-	-	-	-
32509	Manufacture of other medical and dental instruments and supplies n.e.c.	214	34591	25317	1524	6355	-	1070	324	-
329	Other manufacturing n.e.c.	3489	230682	213927	3660	10951	960	670	505	16
3290	Other manufacturing n.e.c.	3481	226822	210209	3656	10835	960	650	505	16
32901	Manufacture of protective safety equipment	85	7720	6928	-	728	-	50	-	16

Major Industrial Group		No. of reporting manufacturing units	Total Industrial Cost	Raw Material Consumed	Cost of Fuel Purchased	Cost of Electricity Consumed	Water Charges	Cost of Repair and Maintenance work done by others	Cost of Contract work & commission paid to agents	Other Input on Activity (Annual) Excluding Major Activity
PSIC Code	Description									
1	2	3	4	5	6	7	8	9	10	11
32902	Manufacture of brooms and brushes, including brushes constituting parts of machines, shoe and clothes brushes,	1645	207413	195971	2606	7249	960	600	35	-
32903	Manufacture of pens and pencils of all kinds whether or not mechanical, pencil leads, stamps etc.	1701	10963	6771	864	2859	-	-	470	-
32909	Others manufacturing n.e.c.	50	726	540	186	-	-	-	-	-
3299		8	3859	3718	3	115	-	20	-	-
32992		8	3859	3718	3	115	-	20	-	-
33	Repair and installation of machinery and equipment	9155	848690	495405	39473	269487	460	38500	5260	104
331	Repair of fabricated metal products, machinery and equipment	8963	837847	494274	39473	260475	460	37800	5260	104
3311	Repair of fabricated metal products	54	6163	-	720	2851	-	2590	-	-
33119	Repair of other fabricated metal products n.e.c.	54	6163	-	720	2851	-	2590	-	-
3312	Repair of machinery	2305	205382	109657	7812	78393	260	7750	1512	-
33127	Repair and maintenance of miscellaneous machinery	1883	118679	39085	5524	65286	170	7100	1512	-
33128	Repair and maintenance of weighing equipment, vending machines, photocopy machines, calculators, typewriters etc.	131	77204	70571	432	5988	-	210	-	-
33129	Repair of other machinery n.e.c.	291	9498	-	1856	7119	90	430	-	-
3313	Repair of electronic and optical equipment	411	19279	4205	-	14101	-	540	432	-
33131	Repair and maintenance of the measuring, testing, navigating and control equipment of group 265	375	15363	1325	-	13640	-	400	-	-
33132	Repair and maintenance of irradiation, electro-medical and electrotherapeutic equipment of class 2660	36	3917	2880	-	461	-	140	432	-
3314	Repair of electrical equipment	4688	499824	314921	12985	145324	-	23670	2818	104
33141	Repair and maintenance of power, distribution, and specialty transformers	325	100854	86560	1520	10474	-	580	1724	-
33142	Repair and maintenance of electric motors, generators etc	3654	384213	222217	11063	128677	-	22070	86	104
33143	Repair and maintenance of switchgear and switchboard apparatus, relays and industrial controls, electric lighting equipment, primary and storage batteries etc.	573	9435	2544	342	4774	-	770	1008	-
33144	Repair and maintenance of current-carrying wiring devices and non current-carrying wiring devices for wiring electrical circuits etc.	136	5322	3600	60	1398	-	260	-	-
3315	Repair of transport equipment, except motor vehicles	938	85141	50374	17538	14040	-	2690	498	-
33151	Repair and routine maintenance of ships	2	96	72	-	24	-	-	-	-

Major Industrial Group		No. of reporting manufacturing units	Total Industrial Cost	Raw Material Consumed	Cost of Fuel Purchased	Cost of Electricity Consumed	Water Charges	Cost of Repair and Maintenance work done by others	Cost of Contract work & commission paid to agents	Other Input on Activity (Annual) Excluding Major Activity
PSIC Code	Description									
1	2	3	4	5	6	7	8	9	10	11
33153	Repair and maintenance of locomotives and railroad cars (except factory rebuilding or factory conversion)	838	83585	50176	17538	13320	-	2260	288	-
33155	Repair of animal drawn buggies and wagons	98	1460	126	-	696	-	430	210	-
3319	Repair of other equipment	567	22058	15117	418	5766	200	560	-	-
33193	Restoring of organs and other historical musical instruments	36	194	-	-	151	-	40	-	-
33199	Repair of other equipment n.e.c.	531	21864	15117	418	5615	200	510	-	-
332	Installation of industrial machinery and equipment	192	10843	1131	-	9012	-	700	-	-
3320	Installation of industrial machinery and equipment	192	10843	1131	-	9012	-	700	-	-
33201	Installation of industrial machinery in industrial plant and industrial process control equipment	175	10231	1131	-	8400	-	700	-	-
33202	Installation of other industrial equipment like communications equipment, mainframe and similar computers, irradiation and electro-medical equipment etc	17	612	-	-	612	-	-	-	-

Table No. 7 Non-Industrial cost by Major Industrial Group (All Units) 2015

Value in "000" Rs.

Major Industrial Group		No. of reporting manufacturing units	Total Non-Industrial Cost	Transportati on charges	Travelling expenses	Payment for Lease and hiring of plants, machinery and equipment	Cost of postage/ telephone/ fax/internet etc.	Cost of printing and purchase of stationery	Legal and professional expenses	Entertainment charges	payment for Land & Building	Others
PSIC Coode	Description											
1	2	3	4	5	6	7	8	9	10	11	12	13
ALL AREAS		1242124	25645200	3840915	1850499	1071752	1197864	547282	96580	3312460	11934388	1793461
10	Manufacture of food products	154602	4264453	585728	270712	175509	235464	139469	22070	617777	1819071	398654
101	Processing and preserving of meat	1322	37100	5680	1088	-	396	534	-	1931	27394	77
1010	Processing and preserving of meat	1322	37100	5680	1088	-	396	534	-	1931	27394	77
10103	Production of dried, salted or smoked meat	1131	29130	4624	38	-	-	534	-	1365	22492	77
10104	Production of meat products	95	6786	216	1050	-	108	-	-	510	4902	-
10107	Processing of animal offal	71	1184	840	-	-	288	-	-	56	-	-
10109	Others (Processing and Preserving of meat)	25	-	-	-	-	-	-	-	-	-	-
103	Processing and preserving of fruit and vegetables	1300	29415	5658	3894	168	1574	505	-	3636	8049	5931
1030	Processing and preserving of fruit and vegetables	1300	29415	5658	3894	168	1574	505	-	3636	8049	5931
10301	Manufacture of food consisting chiefly of fruit or vegetables/ manufacture of perishable prepared foods of fruit and vegetables, such as: Salads, peeled or cut vegetables, tofu (bean curd)	152	3302	1946	1036	-	168	-	-	56	-	96
10302	Preserving of fruit, nuts or vegetables	443	10774	2849	1157	-	576	462	-	2262	84	3384
10303	Manufacture of fruit or vegetable food products	104	1658	32	270	-	288	4	-	64	554	446
10304	Manufacture of fruit or vegetable juices/ concentrates	146	9441	396	1112	168	334	25	-	1114	6291	-
10307	Roasting of nuts/ manufacture of nut foods and pastes	55	1540	-	187	-	93	-	-	140	1120	-
10309	Others (Processing and Preserving of fruit and vegetables)	400	2701	435	133	-	115	13	-	-	-	2005
104	Manufacture of vegetable and animal oils and fats	2671	114918	37854	7000	2021	4524	7705	308	17401	35881	2225
1040	Manufacture of vegetable and animal oils and fats	2671	114918	37854	7000	2021	4524	7705	308	17401	35881	2225
10401	Manufacture of crude / refined vegetable oils and their processing	821	62229	25091	4462	29	2360	5811	168	7842	16377	89
10402	Manufacture of non-defatted flour or meal of oilseeds, oil nuts or oil kernels	528	20988	6341	370	1680	696	92	-	2137	9672	-
10404	Manufacture of non-edible animal oils and fats/ extraction of fish and marine mammal oils	30	-	-	-	-	-	-	-	-	-	-
10405	Production of cotton linters	62	216	-	-	-	-	-	-	216	-	-
10406	Production of oilcakes and other residual products of oil production	918	25521	4694	1546	312	1343	1638	140	6812	6900	2136
10409	Others (Manufacture of vegetable and animal oils and fats)	312	5963	1728	622	-	124	164	-	394	2932	-
105	Manufacture of dairy products	10705	428235	51940	31238	18226	14033	6443	219	50020	183172	72945
1050	Manufacture of dairy products	10705	428235	51940	31238	18226	14033	6443	219	50020	183172	72945
10501	Manufacture of fresh liquid milk, pasteurized, sterilized, homogenized and/or ultra heat treated/ manufacture of milk-based drinks	380	17822	8632	2755	-	102	29	-	348	5931	26
10502	Manufacture of cream from fresh liquid milk	624	36258	1776	1336	-	1135	169	-	880	8890	22072
10503	Manufacture of dried or concentrated milk	105	1064	-	546	-	140	-	-	378	-	-
10504	Manufacture of butter/ cheese etc.	1966	9658	2231	3210	-	321	53	-	855	2988	-
10505	Manufacture of yoghurt	4896	253386	14111	14045	6160	5406	3138	-	22270	159885	28371

Major Industrial Group		No. of reporting manufacturing units	Total Non-Industrial Cost	Transportati on charges	Travelling expenses	Payment for Lease and hiring of plants, machinery and equipment	Cost of postage/ telephone/ fax/internet etc.	Cost of printing and purchase of stationery	Legal and professional expenses	Entertainment charges	payment for Land & Building	Others
PSIC Coode	Description											
1	2	3	4	5	6	7	8	9	10	11	12	13
10506	Manufacture of ice cream and other edible ice/ Manufacture of milk or cream in solid form	1648	90958	19970	6267	10666	5920	1483	219	21182	4308	20944
10509	Others (Manufacture of dairy products)	1086	19089	5219	3079	1400	1010	1571	-	4108	1170	1532
106	Manufacture of grain mill products, starches and starch products	105052	1531685	179472	113436	117122	130383	35646	2606	266191	505650	181177
1061	Manufacture of grain mill products	104745	1522448	177845	113197	116842	129714	34852	2606	265011	501529	180851
10611	Grain milling	96513	1209635	127328	91977	111994	112645	28181	2462	221996	344558	168493
10612	Rice milling	501	7433	163	548	-	1781	260	-	1342	3324	14
10613	Vegetable milling	123	3229	115	269	-	113	64	-	172	2077	418
10614	Manufacture of cereal breakfast foods	109	194	8	-	-	-	-	-	162	24	-
10615	Manufacture of flour mixes and prepared blended flour and dough for bread, cakes, biscuits or pancakes	6183	225341	38857	16926	2832	12468	5962	144	35672	105992	6488
10619	Others (Manufacture of grain mill products).	1316	76616	11374	3477	2016	2707	384	-	5666	45554	5438
1062	Manufacture of starches and starch products	307	9237	1627	240	280	669	794	-	1180	4121	326
10621	Manufacture of starches from rice, potatoes, maize etc.	150	6601	1120	180	280	640	794	-	1004	2257	326
10625	Manufacture of corn oil	157	2636	507	60	-	29	-	-	177	1864	-
107	Manufacture of other food products	33552	2123100	305123	114055	37972	84554	88637	18937	278598	1058926	136299
1071	Manufacture of bakery products	25579	1679620	236361	102386	31316	75285	74414	18729	222429	797335	121365
10711	Manufacture of bread and rolls	3792	231189	17949	18319	2592	4773	2528	-	18855	152883	13289
10712	Manufacture of fresh/ preserved pastry, cakes, pies, tarts etc.	2536	175684	24846	9949	1564	9220	7056	112	18931	94649	9357
10713	Manufacture of rusks, biscuits and other "dry" bakery products/ snack products	5721	435222	78965	18902	12453	18541	32452	13611	57861	164172	38265
10719	Others (Manufacture of bakery products)	13530	837525	114602	55216	14706	42751	32378	5006	126781	385631	60454
1072	Manufacture of sugar	3055	86739	22743	2394	336	877	250	-	35129	19431	5581
10721	Manufacture or refining of sugar and sugar substitutes from the juice of cane, beet, maple and palm etc.	3007	86643	22743	2394	336	877	250	-	35033	19431	5581
10722	Manufacture of sugar syrups	48	96	-	-	-	-	-	-	96	-	-
1073	Manufacture of cocoa, chocolate and sugar confectionery	426	12987	950	1058	-	694	705	-	1021	7026	1532
10731	Manufacture of cocoa, cocoa butter, cocoa fat, cocoa oil	72	1346	216	360	-	115	86	-	266	-	302
10732	Manufacture of chocolate & chocolate confectionery, sugar confectionery etc.	228	7838	680	330	-	365	584	-	327	5040	512
10734	Preserving in sugar of fruit, nuts, fruit peels and other parts of plants	126	3802	54	368	-	214	34	-	428	1986	718
1074	Manufacture of macaroni, noodles, couscous and similar farinaceous products	34	857	-	-	-	163	-	-	82	612	-
10741	Manufacture of pastas such as macaroni and noodles etc.	34	857	-	-	-	163	-	-	82	612	-
1075	Manufacture of prepared meals and dishes	2565	257922	40698	6361	-	5788	10038	96	10456	181470	3016
10751	Manufacture of meat or poultry dishes	1193	123366	10413	3069	-	3164	4564	-	6193	95642	320
10752	Manufacture of fish dishes, including fish and chips	197	31784	2460	884	-	472	271	-	258	27439	-
10753	Manufacture of prepared dishes of vegetables	112	15232	1552	352	-	448	128	96	1024	10912	720
10759	Others (Manufacture of prepared meals and dishes)	1063	87540	26273	2056	-	1704	5075	-	2980	47476	1976
1079	Manufacture of other food products n.e.c.	1893	84975	4371	1855	6320	1747	3230	112	9482	53052	4805

Major Industrial Group		No. of reporting manufacturing units	Total Non-Industrial Cost	Transportati on charges	Travelling expenses	Payment for Lease and hiring of plants, machinery and equipment	Cost of postage/ telephone/ fax/internet etc.	Cost of printing and purchase of stationery	Legal and professional expenses	Entertainment charges	payment for Land & Building	Others
PSIC Coode	Description											
1	2	3	4	5	6	7	8	9	10	11	12	13
10792	Blending of tea and mate/ manufacture of extracts and preparations based on tea or maté	42	1092	-	-	-	-	-	-	84	1008	-
10795	Manufacture of perishable prepared foods, such as sandwiches, fresh pizza	449	24491	1541	842	1868	397	564	-	2368	16062	848
10796	Manufacture of spices, sauces and condiments	192	10331	557	180	-	118	50	-	2486	5681	1258
10797	Manufacture of herb infusions (mint, vervain, chamomile etc.)/ manufacture of extracts and juices of meat, fish, crustaceans or molluscs	17	-	-	-	-	-	-	-	-	-	-
10798	Processing of salt into food-grade salt, e.g. iodized salt	207	8738	576	108	-	680	1191	-	1942	4018	224
10799	Others (Manufacture of food products)	986	40323	1697	725	4452	552	1425	112	2602	26284	2475
11	Manufacture of beverages	1103	37814	12693	1147	-	5068	729	-	2534	13845	1798
110	Manufacture of beverages	1100	37689	12693	1147	-	5038	706	-	2462	13845	1798
1104	Manufacture of soft drinks; production of mineral waters and other bottled waters	1100	37689	12693	1147	-	5038	706	-	2462	13845	1798
11041	Manufacture of non-alcoholic beverages	90	2987	941	5	-	212	9	-	22	1798	-
11042	Production of natural mineral waters and other bottled waters	51	260	-	-	-	120	20	-	120	-	-
11043	Manufacture of soft drinks like lemonade, orangeade, cola, fruit drinks, tonic waters etc.	959	34442	11751	1142	-	4706	677	-	2320	12047	1798
113		3	125	-	-	-	30	23	-	72	-	-
1139		3	125	-	-	-	30	23	-	72	-	-
11399		3	125	-	-	-	30	23	-	72	-	-
12	Manufacture of tobacco products	12537	566344	278835	49101	1590	9542	2865	-	85242	93808	45360
120	Manufacture of tobacco products	12537	566344	278835	49101	1590	9542	2865	-	85242	93808	45360
1200	Manufacture of tobacco products	12537	566344	278835	49101	1590	9542	2865	-	85242	93808	45360
12001	Manufacture of tobacco products and products of tobacco substitutes etc.	12459	563120	278367	48971	1590	9464	2865	-	84462	92404	44996
12009	Others (Manufacture of tobacco products)	78	3224	468	130	-	78	-	-	780	1404	364
13	Manufacture of textiles	558885	3143643	430095	404597	167333	170677	107564	14479	387866	1047398	413634
131	Spinning, weaving and finishing of textiles	11741	557774	100195	38368	45056	36723	14053	4933	45040	217765	55640
1311	Preparation and spinning of textile fibres	2860	186548	41072	5811	20072	8941	1703	330	11414	51092	46113
13111	Preparatory operations on textile fibres	288	34121	4174	962	104	1803	326	34	2958	9480	14280
13112	Spinning and manufacture of yarn or thread	2572	152427	36898	4848	19968	7137	1378	296	8456	41612	31833
1312	Weaving of textiles	5183	250794	46190	25946	24216	21389	4477	4603	20435	95449	8089
13121	Manufacture of broad woven cotton-type, woollen-type, worsted-type or silk-type fabrics	3855	209158	41420	20030	20584	19079	4158	4603	18585	73490	7208
13122	Manufacture of other broad woven fabrics, using flax, ramie, hemp, jute, bast fibres and special yarns	76	23146	2160	4480	-	1395	230	-	864	14016	-
13129	Others (Weaving of textiles)	1252	18491	2610	1436	3632	915	88	-	986	7943	881
1313	Finishing of textiles	3698	120432	12933	6611	768	6393	7873	-	13191	71225	1438
13131	Bleaching and dyeing of textile fibres, yarns, fabrics and textile articles, including wearing apparel	2334	78929	4138	5683	720	3387	1327	-	11163	51125	1385
13132	Dressing, drying, steaming, shrinking, mending, Sanforizing, mercerizing of textiles and textile articles, including wearing apparel	962	37065	8003	455	48	2880	6537	-	1628	17460	54

Major Industrial Group		No. of reporting manufacturing units	Total Non-Industrial Cost	Transportati on charges	Travelling expenses	Payment for Lease and hiring of plants, machinery and equipment	Cost of postage/ telephone/ fax/internet etc.	Cost of printing and purchase of stationery	Legal and professional expenses	Entertainment charges	payment for Land & Building	Others
PSIC Coode	Description											
1	2	3	4	5	6	7	8	9	10	11	12	13
13139	Others (Finishing of textiles)	402	4438	792	473	-	126	8	-	399	2640	-
139	Manufacture of other textiles	547144	2585869	329900	366229	122277	133953	93511	9546	342826	829633	357994
1391	Manufacture of knitted and crocheted fabrics	1071	13722	2204	1622	-	932	83	1544	1174	6120	43
13910	Manufacture and processing of knitted or crocheted fabrics etc.	1071	13722	2204	1622	-	932	83	1544	1174	6120	43
1392	Manufacture of made-up textile articles, except apparel	31698	270568	40121	40852	21618	6871	2920	1383	35500	107254	14049
13921	Manufacture, of made-up articles of any textile material	23525	155934	28175	29021	19872	3645	1647	540	26169	37214	9651
13922	Manufacture of made-up furnishing articles	7282	66668	3413	9718	306	1566	682	43	6032	43220	1689
13925		17	857	-	68	-	68	41	-	68	612	-
13929	Others (Manufacture of made-up textile articles, except apparel)	874	47109	8532	2046	1440	1592	551	800	3232	26208	2709
1393	Manufacture of carpets and rugs	56179	274547	137066	53522	2256	6057	1554	14	39814	32346	1918
13930	Manufacture of textile floor coverings like carpets, rugs and mats, tiles etc.	56179	274547	137066	53522	2256	6057	1554	14	39814	32346	1918
1394	Manufacture of cordage, rope, twine and netting	31731	107503	23910	17356	1518	3407	735	-	13155	46032	1391
13941	Manufacture of twine, cordage, rope and cables of textile fibres or strip or the like	22078	36957	16313	7724	1518	1105	-	-	4408	4800	1090
13942	Manufacture of knotted netting of twine, cordage or rope including products of rope or netting	9653	70546	7597	9632	-	2302	735	-	8746	41232	301
1399	Manufacture of other textiles n.e.c.	426465	1919529	126600	252877	96885	116687	88218	6605	253184	637881	340593
13991	Manufacture of labels, badges etc.	854	10083	1607	125	180	501	37	-	1139	6450	44
13992	Manufacture of tulles and other net fabrics, and of lace and embroidery/ ornamental trimmings	408720	1845880	111509	239331	96633	114236	87860	6605	243745	619097	326863
13999	Others (Manufacture of other textiles)	16891	63566	13483	13420	72	1950	321	-	8300	12334	13686
14	Manufacture of wearing apparel	96994	1051968	56796	97715	35214	38907	29647	1329	251555	438205	102602
141	Manufacture of wearing apparel, except fur apparel	84662	985052	46361	86898	35214	34474	29082	1305	243818	409238	98662
1410	Manufacture of wearing apparel, except fur apparel	84662	985052	46361	86898	35214	34474	29082	1305	243818	409238	98662
14101	Manufacture of wearing apparel made of leather or composition leather	318	25484	2998	1732	2117	1714	520	350	4666	11249	140
14102	Manufacture of other outerwear/ work wear	32213	683970	21603	37374	19424	20435	16050	489	210829	277312	80454
14103	Manufacture of underwear and nightwear	919	649	48	563	-	-	-	-	38	-	-
14104	Manufacture of babies' garments, tracksuits and others etc.	959	77734	1930	4233	9090	3833	735	-	5147	41228	11538
14105	Manufacture of other clothing accessories such as gloves, belts, shawls, ties, cravats, hairnets etc./ hats and caps	48948	178013	19303	40787	4003	7716	11712	466	21445	66058	6524
14106	Manufacture of footwear of textile material without applied soles	35	-	-	-	-	-	-	-	-	-	-
14109	Others (Manufacture of wearing apparel, except fur apparel)	1270	19202	480	2210	580	777	66	-	1693	13392	6
142	Manufacture of articles of fur	166	5530	5530	-	-	-	-	-	-	-	-
1420	Manufacture of articles of fur	166	5530	5530	-	-	-	-	-	-	-	-
14200	Manufacture of articles made of fur skins	166	5530	5530	-	-	-	-	-	-	-	-
143	Manufacture of knitted and crocheted apparel	12166	61386	4905	10817	-	4433	565	24	7737	28967	3939
1430	Manufacture of knitted and crocheted apparel	12166	61386	4905	10817	-	4433	565	24	7737	28967	3939
14301	Manufacture of knitted or crocheted wearing apparel and other made-up articles like pullovers, cardigans, jerseys, waistcoats and similar articles	9869	29842	3771	7808	-	2287	156	-	4206	7723	3891

Major Industrial Group		No. of reporting manufacturing units	Total Non-Industrial Cost	Transportati on charges	Travelling expenses	Payment for Lease and hiring of plants, machinery and equipment	Cost of postage/ telephone/ fax/internet etc.	Cost of printing and purchase of stationery	Legal and professional expenses	Entertainment charges	payment for Land & Building	Others
PSIC Coode	Description											
1	2	3	4	5	6	7	8	9	10	11	12	13
14302	Manufacture of hosiery, including socks, tights and pantyhose	1353	15684	582	2010	-	1568	82	-	2850	8592	-
14309	Others (Manufacture of knitting and crocheted apparel)	944	15860	552	999	-	578	327	24	680	12652	48
15	Manufacture of leather and related products	27859	768700	101715	42278	29559	27371	10020	3708	136435	395345	22268
151	Tanning and dressing of leather; manufacture of luggage, handbags, saddlery and harness; dressing and dyeing of fur	1548	65101	10701	3148	764	3104	803	60	5263	39118	2139
1511	Tanning and dressing of leather; dressing and dyeing of fur	282	5332	510	627	-	220	-	-	340	3630	4
15111	Tanning, dyeing and dressing of hides and skins	93	2240	-	80	-	80	-	-	160	1920	-
15112	Scraping, shearing, plucking, currying, tanning, bleaching and dyeing of fur skins and hides with the hair on	107	1414	510	547	-	140	-	-	-	216	-
15119	Others (Tanning and dressing of leather, dressing and dying of fur)	82	1678	-	-	-	-	-	-	180	1494	4
1512	Manufacture of luggage, handbags and the like, saddlery and harness	1266	59769	10191	2520	764	2884	803	60	4923	35488	2135
15121	Manufacture of luggage, handbags and the like, of leather, composition leather or any other material	908	40570	8862	1925	764	2612	776	60	4257	19179	2135
15122	Manufacture of diverse articles of leather or composition leather	132	8137	348	306	-	232	23	-	571	6656	-
15129	Others (Manufacture of luggage, handbags and the saddlery and harness)	226	11062	981	289	-	40	4	-	95	9654	-
152	Manufacture of footwear	26311	703599	91014	39131	28794	24267	9217	3648	131173	356226	20128
1520	Manufacture of footwear	26311	703599	91014	39131	28794	24267	9217	3648	131173	356226	20128
15201	Manufacture of footwear for all purposes, of any material, by any process	16849	606237	88149	35420	21938	19800	8532	3648	107841	306870	14041
15202	Manufacture of leather parts of footwear etc.	7056	83013	2324	3529	6214	3963	660	-	22620	37617	6087
15209	Others (Manufacture of footwear)	2406	14348	542	182	643	505	26	-	712	11739	-
16	Manufacture of wood and of products of wood and cork, except furniture, manufacture of articles of straw and plaiting materials	147562	2527511	546960	224264	98758	108515	21289	18117	318521	1080302	110785
161	Sawmilling and planning of wood	17920	834759	185409	36574	63184	32100	9073	3782	120679	340371	43587
1610	Sawmilling and planning of wood	17920	834759	185409	36574	63184	32100	9073	3782	120679	340371	43587
16101	Sawing, planning and machining of wood/ slicing, peeling or chipping logs	16716	779422	177615	34636	63184	30418	8575	2181	117507	301743	43565
16102	Manufacture of wooden railway sleepers	35	-	-	-	-	-	-	-	-	-	-
16103	Manufacture of unassembled wooden flooring/ wood wool, wood flour, chips, particles	270	7771	480	115	-	244	-	-	1580	5352	-
16109	Others (Manufacture of Sawmilling and planning of wood)	899	47566	7315	1822	-	1438	498	1602	1592	33276	22
162	Manufacture of products of wood, cork, straw and plaiting materials	129642	1692752	361551	187690	35574	76415	12217	14334	197841	739931	67198
1621	Manufacture of veneer sheets and wood-based panels	6106	177462	49513	26779	4200	3323	364	1860	27984	61838	1601
16211	Manufacture of veneer sheets	62	3731	828	1181	-	-	272	-	298	1152	-
16212	Manufacture of plywood, veneer panels and similar laminated wood boards and sheets	296	38007	7038	1148	4200	739	-	1860	2441	20580	-
16213	Manufacture of particle board and fibreboard/ densified wood etc.	79	9669	2322	384	-	51	-	-	-	6912	-
16219	Others (Manufacture of veneer sheets and wood-based panels)	5669	126055	39325	24066	-	2532	92	-	25245	33194	1601
1622	Manufacture of builders' carpentry and joinery	15099	596911	78674	36908	10133	46453	3301	150	66986	325063	29243
16221	Manufacture of wooden goods intended to be used in the construction industry	12124	463839	75905	35866	10133	29179	2944	150	60027	221013	28622

Major Industrial Group		No. of reporting manufacturing units	Total Non-Industrial Cost	Transportati on charges	Travelling expenses	Payment for Lease and hiring of plants, machinery and equipment	Cost of postage/ telephone/ fax/internet etc.	Cost of printing and purchase of stationery	Legal and professional expenses	Entertainment charges	payment for Land & Building	Others
PSIC Coode	Description											
1	2	3	4	5	6	7	8	9	10	11	12	13
16222	Manufacture of prefabricated buildings, or elements thereof, predominantly of wood/ mobile homes / wood partitions etc.	2975	133072	2769	1042	-	17275	356	-	6959	104050	621
1623	Manufacture of wooden containers	6137	173895	13520	26610	6300	4381	2000	700	14924	101138	4322
16231	Manufacture of packing cases, boxes, crates, drums/ cable-drums etc. of wood	5262	118997	11910	23609	6300	2372	924	700	11549	57418	4215
16232	Manufacture of pallets, box pallets and other load boards of wood/ manufacture of barrels, vats, tubs and other coopers' products of wood	803	54899	1610	3001	-	2009	1076	-	3376	43720	108
16233	Manufacture of wooden cable-drums	72	-	-	-	-	-	-	-	-	-	-
1629	Manufacture of other products of wood; manufacture of articles of cork, straw and plaiting materials	102300	744483	219844	97392	14940	22258	6552	11625	87947	251893	32032
16291	Manufacture of various wood products (see detail in description)	28404	492360	102499	42781	12924	16044	3975	11573	62110	229655	10799
16292	Natural cork processing, manufacture of agglomerated cork / articles of cork etc.	23974	32626	5490	11465	-	2695	1210	-	9221	2106	440
16299	Others(Manufacture of other products of wood, manufacture of articles of cork, straw and planting materials)	49922	219497	111856	43147	2016	3519	1367	52	16616	20131	20794
17	Manufacture of paper and paper products	2281	103331	10197	5022	3496	4226	1566	440	4831	71090	2463
170	Manufacture of paper and paper products	2281	103331	10197	5022	3496	4226	1566	440	4831	71090	2463
1701	Manufacture of pulp, paper and paperboard	215	17909	878	712	-	298	126	-	586	15262	47
17013	Manufacture of paper and paperboard/ further processing of paper and paperboard	135	12466	438	88	-	166	38	-	86	11602	47
17014	Manufacture of newsprint and other printing or writing paper	11	3080	440	176	-	132	88	-	264	1980	-
17019	Others (Manufacture of pulp, paper and paperboard)	69	2363	-	448	-	-	-	-	235	1680	-
1702	Manufacture of corrugated paper and paperboard and of containers of paper and paperboard	1977	79298	9255	4116	3352	3708	1408	440	3779	50968	2273
17021	Manufacture of corrugated paper and paperboard and their container etc.	279	12211	1356	144	-	481	1	216	278	9702	32
17022	Manufacture of sacks, bags, office box files and similar articles of paper	1689	66541	7899	3972	3352	3187	1407	224	3433	40834	2234
17029	Others (Manufacture of corrugated paper and paperboard and containers of paper and paperboard)	9	546	-	-	-	40	-	-	67	432	7
1709	Manufacture of other articles of paper and paperboard	89	6124	64	194	144	220	31	-	466	4861	143
17092	Manufacture of printing and writing paper, computer printout paper, self-copy paper etc. ready for use	17	1002	18	-	-	24	6	-	18	936	-
17099	Others (Manufacture of other articles of paper and paperboard)	72	5122	46	194	144	196	25	-	448	3925	143
18	Printing and reproduction of recorded media	8579	551005	16515	23609	50093	31638	24968	693	62988	335909	4591
181	Printing and service activities related to printing	8579	551005	16515	23609	50093	31638	24968	693	62988	335909	4591
1811	Printing	3567	343671	14254	15282	14765	20331	23269	573	44702	208977	1518
18111	Printing of newspapers, magazines and other periodicals	330	45557	4750	2707	-	2984	1560	-	2562	30706	288
18112	Printing of books and brochures, music and music manuscripts, maps, atlases, posters, advertising catalogues, prospectuses and other printed advertising,	2568	242881	6262	10318	14765	13998	20398	573	33550	142335	682
18114	Printing of diaries, calendars, business forms and other commercial printed matter, personal stationery and other printed matter by letterpress, offset, photogravure, flexographic and other printing presses, duplication machines, computer printers, emboss	70	4340	188	184	-	120	120	-	766	2530	432

Major Industrial Group		No. of reporting manufacturing units	Total Non-Industrial Cost	Transportati on charges	Travelling expenses	Payment for Lease and hiring of plants, machinery and equipment	Cost of postage/ telephone/ fax/internet etc.	Cost of printing and purchase of stationery	Legal and professional expenses	Entertainment charges	payment for Land & Building	Others
PSIC Coode	Description											
1	2	3	4	5	6	7	8	9	10	11	12	13
18115	Printing directly onto textiles, plastic, glass, metal, wood and ceramics (except silk-screen printing on textiles and wearing apparel)	206	8920	1225	242	-	343	49	-	1021	6012	28
18119	Other printing n.e.c.	393	41973	1830	1830	-	2885	1142	-	6804	27394	88
1812	Service activities related to printing	5012	207334	2261	8328	35328	11307	1699	120	18286	126932	3074
18121	Binding of printed sheets	1868	87382	1047	2041	2027	2374	702	120	3035	73918	2119
18122	Composition, typesetting, phototypesetting, pre-press data input including scanning and optical character recognition, electronic make-up	153	13814	870	784	-	1192	319	-	464	10185	-
18123	Plate-making services including image-setting and plate-setting	583	54184	-	22	24960	5792	10	-	5680	17400	320
18124	Preparation of plates and dies	146	9231	60	782	-	803	17	-	778	6782	9
18125	Design of printing products e.g. sketches, layouts, dummies etc.	224	7528	-	138	-	327	392	-	115	6556	-
18126	Other graphic activities such as die-sinking or die-stamping, Braille copying, embossing, varnishing and laminating, collating and insetting, creasing	133	8146	256	203	-	194	261	-	1982	4854	396
18129	Other (Service activities related to printing)	1905	27049	28	4357	8341	625	-	-	6231	7237	231
19	Manufacture of coke and refined petroleum products	4105	9882	6089	860	-	300	-	-	1632	960	41
191	Manufacture of coke oven products	195	4231	1560	187	-	300	-	-	1224	960	-
1910	Manufacture of coke oven products	195	4231	1560	187	-	300	-	-	1224	960	-
19101	Operation of coke ovens	16	960	-	-	-	-	-	-	-	960	-
19102	Production of coke and semi-coke/ production of coke oven gas	35	168	84	-	-	84	-	-	-	-	-
19104	Production of crude coal and lignite tars	144	3103	1476	187	-	216	-	-	1224	-	-
192	Manufacture of refined petroleum products	3910	5651	4529	673	-	-	-	-	408	-	41
1920	Manufacture of refined petroleum products	3910	5651	4529	673	-	-	-	-	408	-	41
19206	Manufacture of hard-coal and lignite fuel briquettes / petroleum briquettes	180	-	-	-	-	-	-	-	-	-	-
19207	Blending of bio fuels	3730	5651	4529	673	-	-	-	-	408	-	41
20	Manufacture of chemicals and chemical products	1028	95063	8110	2362	-	1888	666	620	11569	64506	5342
202	Manufacture of other chemical products	719	62747	5010	1993	-	1667	666	620	3169	44280	5342
2022	Manufacture of paints, varnishes and similar coatings, printing ink and mastics	79	1011	308	218	-	180	142	-	163	-	-
20221	Manufacture of paints and varnishes, enamels or lacquers	68	571	-	218	-	136	54	-	163	-	-
20222	Manufacture of prepared pigments and dyes, opacifiers and colours	11	440	308	-	-	44	88	-	-	-	-
2023	Manufacture of soap and detergents, cleaning and polishing preparations, perfumes and toilet preparations	609	58614	4702	1776	-	1307	404	620	2967	41496	5342
20232	Manufacture of soap	150	15128	2304	692	-	260	116	-	764	10992	-
20234	Manufacture of surface-active preparations (washing powders and detergents, dish-washing preparations, textile softeners)	43	9647	1480	244	-	240	142	-	53	7488	-
20235	Manufacture of cleaning and polishing products	416	33839	918	840	-	807	146	620	2150	23016	5342
2029	Manufacture of other chemical products n.e.c.	31	3122	-	-	-	180	120	-	38	2784	-

Major Industrial Group		No. of reporting manufacturing units	Total Non-Industrial Cost	Transportati on charges	Travelling expenses	Payment for Lease and hiring of plants, machinery and equipment	Cost of postage/ telephone/ fax/internet etc.	Cost of printing and purchase of stationery	Legal and professional expenses	Entertainment charges	payment for Land & Building	Others
PSIC Coode	Description											
1	2	3	4	5	6	7	8	9	10	11	12	13
20294	Manufacture of photographic plates, films, sensitized paper and other sensitized unexposed materials	15	1740	-	-	-	180	120	-	-	1440	-
20298	Manufacture of matches	16	1382	-	-	-	-	-	-	38	1344	-
203	Manufacture of man-made fibres	309	32316	3100	369	-	221	-	-	8400	20226	-
2030	Manufacture of man-made fibres	309	32316	3100	369	-	221	-	-	8400	20226	-
20302	Manufacture of synthetic or artificial staple fibres, not carded, combed or otherwise processed for spinning	67	8040	-	-	-	-	-	-	-	8040	-
20303	Manufacture of synthetic or artificial filament yarn, including high-tenacity yarn	37	-	-	-	-	-	-	-	-	-	-
20309	Others (Manufacture of man-made fibres)	205	24276	3100	369	-	221	-	-	8400	12186	-
21	Manufacture of basic pharmaceutical products and pharmaceutical preparations	53	3518	356	-	-	420	700	-	210	432	1400
210	Manufacture of pharmaceuticals, medicinal chemical and botanical product	53	3518	356	-	-	420	700	-	210	432	1400
2100	Manufacture of pharmaceuticals, medicinal chemical and botanical products	53	3518	356	-	-	420	700	-	210	432	1400
21003	Manufacture of medicaments including homeopathic preparations	53	3518	356	-	-	420	700	-	210	432	1400
22	Manufacture of rubber and plastics products	7305	853948	54344	26636	91552	37395	6457	1417	47435	585878	2835
221	Manufacture of rubber products	545	24826	950	1798	1392	1617	12	210	899	17946	1
2211	Manufacture of rubber tyres and tubes; retreading and rebuilding of rubber tyres	83	9179	-	50	-	42	-	-	50	9036	-
22113	Manufacture of interchangeable tyre treads, tyre flaps, "camelback" strips for retreading tyres etc./ tyre rebuilding and retreading	21	6947	-	50	-	42	-	-	50	6804	-
22119	Others (Manufacture of rubber tyres and tubes, retreading and rebuilding of rubber tyres)	62	2232	-	-	-	-	-	-	-	2232	-
2219	Manufacture of other rubber products	462	15647	950	1748	1392	1575	12	210	849	8910	1
22191	Manufacture of other products of natural or synthetic rubber (see description for detail)	185	4359	-	832	-	32	-	-	158	3336	-
22192	Manufacture of rubber brushes, pipe stems, combs, hair pins etc.	231	9753	636	412	1392	1404	-	-	676	5232	1
22199	Others (Manufacture of other rubber products)	46	1535	314	504	-	138	12	210	14	342	-
222	Manufacture of plastics products	6760	829122	53393	24837	90160	35778	6445	1207	46536	567932	2834
2220	Manufacture of plastics products	6760	829122	53393	24837	90160	35778	6445	1207	46536	567932	2834
22201	Manufacture of semi-manufactures and finished plastic products/ plastic articles for the packing of goods	1506	132104	8242	6657	192	3633	886	7	5866	104540	2081
22202	Manufacture of builders' plastics ware(see note for detail)	603	81237	3204	1854	3808	1378	491	-	1184	69318	-
22203	Manufacture of plastic tableware, kitchenware and toilet articles	217	10846	944	906	-	1330	278	-	908	6480	-
22204	Manufacture of artificial stone/ plastic signs etc.	214	12056	192	-	960	800	-	-	1760	8344	-
22209	Manufacture of other diverse plastic products	4220	592879	40811	15420	85200	28636	4790	1200	36818	379250	754
23	Manufacture of other non-metallic mineral products	18511	1832984	581833	119583	100672	64253	53767	8609	185413	604740	114114
231	Manufacture of glass and glass products	107	2423	325	-	-	43	29	-	112	1914	-
2310	Manufacture of glass and glass products	107	2423	325	-	-	43	29	-	112	1914	-
23109	Others (Manufacture of glass and glass products)	107	2423	325	-	-	43	29	-	112	1914	-
239	Manufacture of non-metallic mineral products n.e.c.	18404	1830561	581508	119583	100672	64210	53738	8609	185301	602826	114114

Major Industrial Group		No. of reporting manufacturing units	Total Non-Industrial Cost	Transportati on charges	Travelling expenses	Payment for Lease and hiring of plants, machinery and equipment	Cost of postage/ telephone/ fax/internet etc.	Cost of printing and purchase of stationery	Legal and professional expenses	Entertainment charges	payment for Land & Building	Others
PSIC Coode	Description											
1	2	3	4	5	6	7	8	9	10	11	12	13
2392	Manufacture of clay building materials	6600	526257	158601	45682	6840	12796	6260	7798	35785	210489	42006
23921	Manufacture of non-refractory ceramic hearth or wall tiles, mosaic cubes etc.	1476	53450	11487	1945	-	1593	180	-	3977	8220	26048
23922	Manufacture of structural non-refractory clay building materials, like ceramic bricks, roofing tiles, pipes, conduits etc./ flooring blocks in baked clay	5124	472807	147114	43737	6840	11203	6080	7798	31808	202269	15958
2393	Manufacture of other porcelain and ceramic products	2001	23449	4624	3570	-	1958	3184	-	2669	5040	2404
23931	Manufacture of ceramic tableware and other domestic or toilet articles etc.	1132	18707	3898	1976	-	1809	3102	-	1753	4464	1704
23933	Manufacture of ceramic laboratory, chemical and industrial products etc.	35	70	42	14	-	-	14	-	-	-	-
23939	Manufacture of other porcelain and ceramic products n.e.c.	834	4672	684	1580	-	149	68	-	915	576	700
2394	Manufacture of cement, lime and plaster	68	8363	662	7184	-	130	-	-	387	-	-
23941	Manufacture of clinkers and hydraulic cements, including Portland, aluminous cement, slag cement and super phosphate cements	32	256	-	128	-	-	-	-	128	-	-
23942	Manufacture of quicklime, slaked lime and hydraulic lime	36	8107	662	7056	-	130	-	-	259	-	-
2395	Manufacture of articles of concrete, cement and plaster	6643	381391	77015	28506	23400	19865	5659	420	44123	175621	6782
23951	Manufacture of precast concrete, cement or artificial stone articles and plaster articles for use in construction	4362	262679	50117	18142	21384	13718	3597	-	30079	121675	3968
23952	Manufacture of prefabricated structural components for buildings or civil engineering of cement, concrete or artificial stone	281	8246	1187	674	-	374	-	-	2171	3840	-
23953	Manufacture of articles of asbestos-cement or cellulose fibre-cement or the like (sheets, panels, tiles,, pipes, troughs, basins, sinks, furniture, frames etc.)	1187	55768	14580	5251	-	3586	1288	420	7336	22592	714
23959	Manufacture of other articles of concrete, plaster, cement or artificial stone	813	54698	11131	4440	2016	2186	774	-	4537	27514	2100
2396	Cutting, shaping and finishing of stone	2442	813447	297955	32720	70432	27294	38486	391	97926	185322	62922
23961	Cutting, shaping and finishing of stone for use in construction, in cemeteries, on roads, as roofing etc.	2442	813447	297955	32720	70432	27294	38486	391	97926	185322	62922
2399	Manufacture of other non-metallic mineral products n.e.c.	650	77654	42650	1920	-	2168	149	-	4412	26354	-
23991	Manufacture of millstones, sharpening or polishing stones and natural or artificial abrasive products, including abrasive products on a soft base	342	34308	15176	1210	-	1112	-	-	2546	14264	-
23992	Manufacture of friction material and unmounted articles thereof with a base of mineral substances or of cellulose	308	43346	27474	710	-	1056	149	-	1866	12090	-
24	Manufacture of basic metals	6621	356129	43315	30370	36429	15027	1557	52	38889	178040	12450
241	Manufacture of basic iron and steel	309	18111	2034	654	552	951	-	-	820	8748	4352
2410	Manufacture of basic iron and steel	309	18111	2034	654	552	951	-	-	820	8748	4352
24105	Production of semi-finished products of steel	88	-	-	-	-	-	-	-	-	-	-
24106	Manufacture of hot/cold-rolled flat-rolled products of steel/ hot-rolled bars and rods, open sections of steel, steel bars and solid sections of steel by cold drawing, grinding or turning/ wire of steel	103	8611	102	384	-	77	-	-	128	7920	-
24109	Others (Manufacture of basic iron and steel)	118	9500	1932	270	552	874	-	-	692	828	4352
242	Manufacture of basic precious and other non-ferrous metals	64	11832	-	-	-	-	-	-	1008	10824	-

Major Industrial Group		No. of reporting manufacturing units	Total Non-Industrial Cost	Transportati on charges	Travelling expenses	Payment for Lease and hiring of plants, machinery and equipment	Cost of postage/ telephone/ fax/internet etc.	Cost of printing and purchase of stationery	Legal and professional expenses	Entertainment charges	payment for Land & Building	Others
PSIC Coode	Description											
1	2	3	4	5	6	7	8	9	10	11	12	13
2420	Manufacture of basic precious and other non-ferrous metals	64	11832	-	-	-	-	-	-	1008	10824	-
24201	Production and refining of unwrought or wrought precious metals, precious metal alloys/ semi-products: gold, silver, platinum etc. from ore and scrap	22	5280	-	-	-	-	-	-	-	5280	-
24205	Production of copper alloys/ manufacture of fuse wire or strip/ semi-manufacturing of copper	42	6552	-	-	-	-	-	-	1008	5544	-
243	Casting of metals	6248	326186	41281	29716	35877	14076	1557	52	37061	158468	8098
2431	Casting of iron and steel	6225	323426	40867	29716	35877	14076	1557	52	36923	156260	8098
24311	Casting of semi-finished iron products/ casting of iron castings	20	480	-	-	-	-	-	-	-	240	240
24313	Manufacture of tubes, pipes and hollow profiles and fittings of cast-iron, manufacture of seamless tubes and pipes of steel/ fittings of cast-steel	43	2424	840	-	-	-	-	-	-	1584	-
24319	Others (Casting of iron and steel)	6162	320522	40027	29716	35877	14076	1557	52	36923	154436	7858
2432	Casting of non-ferrous metals	23	2760	414	-	-	-	-	-	138	2208	-
24321	Casting of semi-finished products of aluminium, magnesium, titanium, zinc etc.	23	2760	414	-	-	-	-	-	138	2208	-
25	Manufacture of fabricated metal products, except machinery and equipment	70188	3241412	487582	188425	103288	159187	34584	4852	343699	1829341	90453
251	Manufacture of structural metal products, tanks, reservoirs and steam generators	38663	2330121	369150	128657	55320	119204	19974	3775	240341	1329326	64373
2511	Manufacture of structural metal products	38524	2323461	368610	127859	55320	117458	19890	3775	239999	1326176	64373
25111	Manufacture of metal frameworks or skeletons for construction and parts thereof (towers, bridges etc.)/ Industrial frameworks in metal (frameworks for blast furnaces, lifting and handling equipment etc.)	194	15823	3140	2484	346	506	107	-	3061	5880	300
25112	Manufacture of prefabricated buildings mainly of metal, metal doors, windows and their frames, shutters and gates, room partitions etc.	38266	2296949	364254	125376	54975	116568	19783	3775	235530	1312616	64073
25119	Others (Manufacture of structural metal products)	64	10688	1216	-	-	384	-	-	1408	7680	-
2512	Manufacture of tanks, reservoirs and containers of metal	139	6660	540	798	-	1746	84	-	342	3150	-
25121	Manufacture of reservoirs, tanks and similar containers of metal, of types normally installed as fixtures for storage or manufacturing use	104	6450	540	798	-	1746	84	-	342	2940	-
25122	Manufacture of metal containers for compressed or liquefied gas	35	210	-	-	-	-	-	-	-	210	-
252	Manufacture of weapons and ammunition	85	6451	1265	1069	-	360	71	-	1442	612	1632
2520	Manufacture of weapons and ammunition	85	6451	1265	1069	-	360	71	-	1442	612	1632
25202	Manufacture of small arms (revolvers, shotguns, light machine guns)	85	6451	1265	1069	-	360	71	-	1442	612	1632
259	Manufacture of other fabricated metal products; metalworking service activities	31440	904840	117167	58699	47968	39622	14539	1077	101916	499404	24449
2591	Forging, pressing, stamping and roll-forming of metal; powder metallurgy	35	2842	2520	112	-	140	28	-	42	-	-
25911	Forging, pressing, stamping and roll-forming of metal	35	2842	2520	112	-	140	28	-	42	-	-
2592	Treatment and coating of metals; machining	1328	89107	3005	5484	5658	1930	1186	-	12807	53126	5910
25921	Plating, anodizing etc., heat treatment, deburring, sandblasting, tumbling, cleaning of metals	35	1470	-	140	-	70	-	-	-	1260	-
25922	Colouring and engraving, non-metallic coating, hardening, buffing of metals	78	1608	-	336	-	-	224	-	-	600	448
25923	Boring, turning, milling, eroding, planning, lapping, broaching, levelling, sawing, grinding, sharpening, polishing, welding, splicing etc. of metalwork pieces	1135	82586	2890	5008	5658	1860	962	-	12781	47964	5462

Major Industrial Group		No. of reporting manufacturing units	Total Non-Industrial Cost	Transportati on charges	Travelling expenses	Payment for Lease and hiring of plants, machinery and equipment	Cost of postage/ telephone/ fax/internet etc.	Cost of printing and purchase of stationery	Legal and professional expenses	Entertainment charges	payment for Land & Building	Others
PSIC Coode	Description											
1	2	3	4	5	6	7	8	9	10	11	12	13
25924	Cutting of and writing on metals by means of laser beams	80	3443	115	-	-	-	-	-	26	3302	-
2593	Manufacture of cutlery, hand tools and general hardware	18183	307708	38291	21165	28529	21122	4224	348	37336	143331	13362
25931	Manufacture of cutlery	466	10703	2955	1414	2436	251	14	-	384	3222	27
25932	Manufacture of knives and cutting blades, hand tools, non-power-driven agricultural hand tools, saws and saw blades for machines or for mechanical appliances	15349	183357	19275	12671	10811	10507	1993	-	26515	94555	7029
25933	Manufacture of padlocks, locks, keys, hinges and the like, hardware for buildings, furniture, vehicles etc.	1059	58008	10928	3137	2400	4451	1473	-	6107	28294	1217
25934	Manufacture of other tools of such nature n.e.c.	1309	55641	5132	3943	12882	5913	745	348	4330	17260	5088
2599	Manufacture of other fabricated metal products n.e.c.	11894	505183	73352	31938	13781	16430	9101	729	51731	302946	5176
25991	Manufacture of cans, drums, buckets, boxes, tins and cans for food products, metal cable, plaited bands and similar articles,	7958	321406	51668	17248	12000	8722	6541	68	32995	189075	3089
25992	Manufacture of uninsulated metal cable or insulated cable not capable of being used as a conductor of electricity, articles made of wire etc.	157	7914	970	326	-	655	70	-	597	5296	-
25993	Manufacture of screw machine products, nails and pins, bolts, screws, nuts, springs, chains etc.	909	36121	2791	2295	-	1679	447	-	4117	24483	310
25994	Manufacture of metal household articles	2701	132836	16544	11305	1781	4885	1980	661	11034	82868	1778
25995	Manufacture of metal goods for office use, except furniture	36	22	-	-	-	-	-	-	22	-	-
25996	Manufacture of safes, strongboxes, armoured doors etc.	53	3378	1308	-	-	450	-	-	1620	-	-
25997	Manufacture of various metal articles	72	3139	-	763	-	-	-	-	1296	1080	-
25999	Manufacture of other fabricated metal products n.e.c.	8	368	70	-	-	38	64	-	51	144	-
26	Manufacture of computer, electronic and optical products	88	4592	88	134	-	67	118	-	386	3756	42
261	Manufacture of electronic components and boards	14	-	-	-	-	-	-	-	-	-	-
2610	Manufacture of electronic components and boards	14	-	-	-	-	-	-	-	-	-	-
26101	Manufacture of capacitors, electronic, resistors, electronic, microprocessors, bare printed circuit boards, electron tubes, electronic connectors, integrated circuits	14	-	-	-	-	-	-	-	-	-	-
264	Manufacture of consumer electronics	11	1408	88	-	-	-	-	-	-	1320	-
2640	Manufacture of consumer electronics	11	1408	88	-	-	-	-	-	-	1320	-
26404	Manufacture of radio receivers, speaker systems, amplifiers for musical instruments and public address systems	11	1408	88	-	-	-	-	-	-	1320	-
265	Manufacture of measuring, testing, navigating and control equipment; watches and clocks	28	2386	-	134	-	67	34	-	134	2016	-
2652	Manufacture of watches and clocks	28	2386	-	134	-	67	34	-	134	2016	-
26521	Manufacture of watches and clocks, watch and clock cases, components for clocks and watches	28	2386	-	134	-	67	34	-	134	2016	-
267	Manufacture of optical instruments and photographic equipment	35	798	-	-	-	-	84	-	252	420	42
2670	Manufacture of optical instruments and photographic equipment	35	798	-	-	-	-	84	-	252	420	42
26705	Manufacture of film cameras and digital cameras	35	798	-	-	-	-	84	-	252	420	42
27	Manufacture of electrical equipment	2553	142085	11353	12127	27055	4225	1836	492	13058	68562	3376

Major Industrial Group		No. of reporting manufacturing units	Total Non-Industrial Cost	Transportati on charges	Travelling expenses	Payment for Lease and hiring of plants, machinery and equipment	Cost of postage/ telephone/ fax/internet etc.	Cost of printing and purchase of stationery	Legal and professional expenses	Entertainment charges	payment for Land & Building	Others
PSIC Coode	Description											
1	2	3	4	5	6	7	8	9	10	11	12	13
271	Manufacture of electric motors, generators, transformers and electricity distribution and control apparatus	847	52072	3786	1535	10920	1964	1482	-	3679	28154	552
2710	Manufacture of electric motors, generators, transformers and electricity distribution and control apparatus	847	52072	3786	1535	10920	1964	1482	-	3679	28154	552
27101	Manufacture of distribution electric / arc-welding transformers / substation transformers for electric power distribution	11	220	-	44	-	44	44	-	88	-	-
27102	Manufacture of transmission and distribution voltage regulators / electric motors / power generators / prime mover generator sets / armatures etc.	54	4937	932	568	-	163	896	-	458	1920	-
27103	Manufacture of power circuit breakers / surge suppressors / control panels for electric power distribution / electrical relays etc.	478	12958	322	668	-	894	184	-	2202	8136	552
27104	Manufacture of duct for electrical switchboard apparatus / electric fuses / power switching equipment / electric power switches	162	21984	1800	139	9180	676	288	-	502	9398	-
27109	Others (Manufacture of electric motors, generators, transformers and electricity distribution and control apparatus)	142	11973	732	116	1740	186	70	-	430	8700	-
273	Manufacture of wiring and wiring devices	623	35574	4348	5361	-	964	234	420	2395	21832	20
2732	Manufacture of other electronic and electric wires and cables	224	22287	3968	5285	-	888	102	420	1528	10096	-
27320	Manufacture of insulated wire and cable, made of steel, copper, aluminium	224	22287	3968	5285	-	888	102	420	1528	10096	-
2733	Manufacture of wiring devices	399	13287	380	76	-	76	132	-	867	11736	20
27331	Manufacture of bus bars, electrical conductors, GFCI (ground fault circuit interrupters), lamp holders, coils, switches/ boxes for electrical wiring, electrical outlets and sockets, electrical conduit and fitting etc.	333	13167	260	76	-	76	132	-	867	11736	20
27333	Manufacture of plastic non current-carrying wiring devices including plastic junction boxes, face plates, and similar, plastic pole line fittings etc.	66	120	120	-	-	-	-	-	-	-	-
274	Manufacture of electric lighting equipment	209	24369	108	371	16135	426	29	72	3258	3804	166
2740	Manufacture of electric lighting equipment	209	24369	108	371	16135	426	29	72	3258	3804	166
27401	Manufacture of lamps, fixtures and bulbs, ceiling lighting fixtures, chandeliers, table lamps, flashlights, electric insect lamps, lanterns, spotlights etc.	209	24369	108	371	16135	426	29	72	3258	3804	166
275	Manufacture of domestic appliances	100	6973	914	14	-	58	-	-	21	5880	86
2750	Manufacture of domestic appliances	100	6973	914	14	-	58	-	-	21	5880	86
27501	Manufacture of domestic electric appliances (see description for detail)	84	6013	914	14	-	58	-	-	21	4920	86
27503	Manufacture of domestic non-electric cooking and heating equipment	16	960	-	-	-	-	-	-	-	960	-
279	Manufacture of other electrical equipment	774	23097	2197	4846	-	814	92	-	3705	8892	2552
2790	Manufacture of other electrical equipment	774	23097	2197	4846	-	814	92	-	3705	8892	2552
27901	Manufacture of battery chargers, door opening and closing devices, electrical, bells, tanning beds	54	210	-	-	-	37	19	-	-	154	-
27902	Manufacture of uninterruptible power supplies (UPS), power supplies	618	19972	2017	4846	-	777	73	-	3705	6002	2552

Major Industrial Group		No. of reporting manufacturing units	Total Non-Industrial Cost	Transportati on charges	Travelling expenses	Payment for Lease and hiring of plants, machinery and equipment	Cost of postage/ telephone/ fax/internet etc.	Cost of printing and purchase of stationery	Legal and professional expenses	Entertainment charges	payment for Land & Building	Others
PSIC Coode	Description											
1	2	3	4	5	6	7	8	9	10	11	12	13
27905	Manufacture of electrical welding and soldering equipment, including hand-held soldering irons	60	2160	180	-	-	-	-	-	-	1980	-
27909	Manufacture of other electrical equipment n.e.c.	42	756	-	-	-	-	-	-	-	756	-
28	Manufacture of machinery and equipment n.e.c.	5004	218660	31470	16166	4359	11364	1030	552	39220	106030	8470
281	Manufacture of general-purpose machinery	1220	44104	6356	2753	-	1608	100	-	5106	25402	2780
2811	Manufacture of engines and turbines, except aircraft, vehicle and cycle engines	683	16735	568	296	-	773	-	-	2657	10342	2100
28112	Manufacture of turbines and parts thereof, boiler-turbine sets, turbine-generator sets etc.	683	16735	568	296	-	773	-	-	2657	10342	2100
2813	Manufacture of other pumps, compressors, taps and valves	201	8101	1816	967	-	650	-	-	852	3816	-
28131	Manufacture of air or vacuum pumps, air or other gas compressors	108	4457	936	223	-	58	-	-	-	3240	-
28134	Manufacture of industrial taps and valves, including regulating valves and intake taps, sanitary taps and valves, heating taps and valves, hand pumps etc.	93	3644	880	744	-	592	-	-	852	576	-
2814	Manufacture of bearings, gears, gearing and driving elements	28	2128	672	448	-	-	-	-	448	-	560
28143	Manufacture of gears, gearing and gear boxes and other speed changers, clutches & shaft couplings, flywheels & pulleys, power transmission chain etc.	28	2128	672	448	-	-	-	-	448	-	560
2815	Manufacture of ovens, furnaces and furnace burners	135	10800	2820	840	-	-	-	-	840	6300	-
28151	Manufacture of electrical and other furnaces, ovens, incinerators, burners etc.	30	300	300	-	-	-	-	-	-	-	-
28152	Manufacture of permanent mount electric heaters, non-electric household heating equipment etc.	105	10500	2520	840	-	-	-	-	840	6300	-
2818	Manufacture of power-driven hand tools	46	274	-	18	-	7	11	-	22	216	-
28180	Manufacture of hand tools, with self-contained electric or non-electric motor or pneumatic drive (see note for detail)	46	274	-	18	-	7	11	-	22	216	-
2819	Manufacture of other general-purpose machinery	127	6066	480	184	-	178	89	-	287	4728	120
28191	Manufacture of industrial refrigerating or freezing equipment, air-conditioning machines, non-domestic fans etc.	28	2610	-	-	-	56	67	-	134	2352	-
28193	Manufacture of filtering or purifying machinery and apparatus for liquids, equipment for projecting, dispersing or spraying liquids or powders	60	2937	280	184	-	22	22	-	53	2376	-
28199	Manufacture of other general-purpose machinery n.e.c.	39	520	200	-	-	100	-	-	100	-	120
282	Manufacture of special-purpose machinery	3784	174556	25114	13413	4359	9756	930	552	34114	80629	5690
2821	Manufacture of agricultural and forestry machinery	1991	68600	15249	7408	751	6005	460	552	19686	16019	2471
28211	Manufacture of tractors used in agriculture and forestry	50	2000	1400	600	-	-	-	-	-	-	-
28214	Manufacture of agricultural machinery for soil preparation, planting or fertilizing	1121	38955	6087	5562	751	2888	374	552	9455	11809	1477
28215	Manufacture of harvesting or threshing machinery	532	23781	7003	976	-	2653	86	-	9605	2968	490
28217	Manufacture of spraying machinery for agricultural use	168	504	-	-	-	-	-	-	-	-	504
28219	Manufacture of diverse agricultural machinery n.e.c.	120	3361	759	270	-	464	-	-	626	1242	-
2822	Manufacture of metal-forming machinery and machine tools	767	23144	1003	579	648	688	136	-	3396	14663	2031
28222	Manufacture of machine tools for turning, drilling, milling, shaping, planning, boring, grinding etc.	147	5796	102	-	648	185	-	-	359	4430	72

Major Industrial Group		No. of reporting manufacturing units	Total Non-Industrial Cost	Transportati on charges	Travelling expenses	Payment for Lease and hiring of plants, machinery and equipment	Cost of postage/ telephone/ fax/internet etc.	Cost of printing and purchase of stationery	Legal and professional expenses	Entertainment charges	payment for Land & Building	Others
PSIC Coode	Description											
1	2	3	4	5	6	7	8	9	10	11	12	13
28224	Manufacture of punch presses, hydraulic presses, hydraulic brakes, drop hammers, forging machines etc.	35	658	420	168	-	56	14	-	-	-	-
28227	Manufacture of parts and accessories for the machine tools listed above	585	16690	481	411	-	447	122	-	3038	10232	1959
2823	Manufacture of machinery for metallurgy	3	77	7	-	-	14	5	-	36	-	14
28232	Manufacture of metal-rolling mills and rolls for such mills	3	77	7	-	-	14	5	-	36	-	14
2825	Manufacture of machinery for food, beverage and tobacco processing	81	2919	308	94	-	390	2	-	872	1253	-
28256	Manufacture of machinery for the extraction or preparation of animal or vegetable fats or oils	20	880	-	80	-	360	-	-	440	-	-
28257	Manufacture of machinery for the preparation of tobacco and for the making of cigarettes or cigars, or for pipe or chewing tobacco or snuff	61	2039	308	14	-	30	2	-	432	1253	-
2826	Manufacture of machinery for textile, apparel and leather production	917	79667	8546	5182	2960	2660	328	-	10123	48694	1174
28262	Manufacture of auxiliary machines or equipment for textile machinery	850	78241	8309	5088	2960	2588	313	-	9691	48140	1152
28264	Manufacture of machinery for fabric processing	18	583	22	22	-	72	14	-	432	-	22
28266	Manufacture of sewing machines	49	842	216	72	-	-	-	-	-	554	-
2829	Manufacture of other special-purpose machinery	25	150	-	150	-	-	-	-	-	-	-
28296	Manufacture of diverse special-purpose machinery and equipment	25	150	-	150	-	-	-	-	-	-	-
29	Manufacture of motor vehicles, trailers and semi-trailers	6631	362330	33000	23396	17704	18274	2921	-	55161	204873	7001
291	Manufacture of motor vehicles	134	15410	804	-	-	938	402	-	1206	12060	-
2910	Manufacture of motor vehicles	134	15410	804	-	-	938	402	-	1206	12060	-
29103	Manufacture of other motor vehicles	134	15410	804	-	-	938	402	-	1206	12060	-
292	Manufacture of bodies (coachwork) for motor vehicles; manufacture of trailers and semi-trailers	1260	82353	13947	2995	1590	3053	485	-	27800	31043	1440
2920	Manufacture of bodies (coachwork) for motor vehicles; manufacture of trailers and semi-trailers	1260	82353	13947	2995	1590	3053	485	-	27800	31043	1440
29201	Manufacture of bodies, including cabs for motor vehicles and outfitting of all types	653	40551	4740	945	780	1282	319	-	18102	14108	276
29202	Manufacture of trailers and semi-trailers	221	15904	3004	552	-	442	24	-	4892	5826	1164
29203	Manufacture of containers for carriage by one or more modes of transport	386	25898	6203	1498	810	1329	142	-	4806	11110	-
293	Manufacture of parts and accessories for motor vehicles	5147	259932	18039	20270	16114	14283	2034	-	25472	158160	5561
2930	Manufacture of parts and accessories for motor vehicles	5147	259932	18039	20270	16114	14283	2034	-	25472	158160	5561
29301	Manufacture of diverse parts and accessories for motor vehicles	1550	56156	953	7440	9792	1317	304	-	4142	31991	216
29302	Manufacture of parts & accessories of bodies for motor vehicles, car seats etc.	3475	199808	16392	12554	5842	12878	1730	-	21202	123865	5345
29303	Manufacture of motor vehicle electrical equipment	122	3969	694	275	480	87	-	-	128	2304	-
299		90	4635	210	132	-	-	-	-	684	3609	-
2991		60	4029	210	132	-	-	-	-	78	3609	-
29913		60	4029	210	132	-	-	-	-	78	3609	-
2992		30	606	-	-	-	-	-	-	606	-	-
29923		30	606	-	-	-	-	-	-	606	-	-

Major Industrial Group		No. of reporting manufacturing units	Total Non-Industrial Cost	Transportation charges	Travelling expenses	Payment for Lease and hiring of plants, machinery and equipment	Cost of postage/ telephone/ fax/internet etc.	Cost of printing and purchase of stationery	Legal and professional expenses	Entertainment charges	payment for Land & Building	Others
PSIC Coode	Description											
1	2	3	4	5	6	7	8	9	10	11	12	13
30	Manufacture of other transport equipment	2524	131948	18497	5941	12858	5610	572	2000	16831	64690	4948
309	Manufacture of transport equipment n.e.c.	2524	131948	18497	5941	12858	5610	572	2000	16831	64690	4948
3091	Manufacture of motorcycles	1389	71198	14765	5037	6000	3624	457	2000	9145	29960	210
30911	Manufacture of motorcycles, mopeds and cycles fitted with an auxiliary engine, engines for motorcycles, sidecars etc.	273	8158	3202	896	-	1013	26	-	717	2304	-
30912	Manufacture of parts and accessories for motorcycles	1116	63040	11563	4141	6000	2610	432	2000	8428	27656	210
3092	Manufacture of bicycles and invalid carriages	237	14904	410	352	5040	540	-	-	750	7380	432
30921	Manufacture of non-motorized bicycles and other cycles, parts and accessories of bicycles etc.	113	5306	410	352	-	44	-	-	-	4500	-
30922	Manufacture of invalid carriages, their parts & accessories, baby carriages etc.	124	9598	-	-	5040	496	-	-	750	2880	432
3099	Manufacture of other transport equipment n.e.c.	898	45845	3321	552	1818	1447	115	-	6936	27350	4306
30991	Manufacture of hand-propelled vehicles: luggage trucks, handcarts, sledges, shopping carts etc.	270	13441	430	144	1428	56	-	-	130	9956	1298
30992	Manufacture of vehicles drawn by animals: sulkies, donkey-carts, hearses etc.	628	32404	2891	408	390	1391	115	-	6806	17394	3008
31	Manufacture of furniture	47710	2778096	400349	158471	77651	84076	32813	9390	277277	1435421	302648
310	Manufacture of furniture	47710	2778096	400349	158471	77651	84076	32813	9390	277277	1435421	302648
3100	Manufacture of furniture	47710	2778096	400349	158471	77651	84076	32813	9390	277277	1435421	302648
31001	Manufacture of chairs and seats, sofas, sofa beds and sofa sets	37845	2210163	333383	134020	62819	67780	21714	6022	209631	1083479	291316
31002	Manufacture of special furniture for shops: counters, display cases, shelves etc., for churches, schools, restaurants	549	17248	1624	237	216	1008	-	-	1692	12389	82
31003	Manufacture of office furniture	159	18267	2558	336	-	852	32	250	928	13003	308
31004	Manufacture of kitchen furniture, furniture for bedrooms etc., cabinets	6447	407002	52525	15070	5964	10635	10001	3118	55974	244716	9000
31005	Manufacture of laboratory benches, stools and other laboratory seating, laboratory furniture (e.g. cabinets and tables)	682	33272	1590	1510	936	1475	581	-	2392	24708	80
31009	Manufacture of other furniture n.e.c.	2028	92143	8669	7298	7716	2326	485	-	6662	57125	1863
32	Other manufacturing	50246	2189679	106717	118684	32835	140015	69307	7760	359325	1249246	105791
321	Manufacture of jewellery, bijouterie and related articles	30747	1930550	59568	100816	22167	130421	66409	6665	336978	1147836	59691
3211	Manufacture of jewellery and related articles	29954	1927383	58879	100499	22167	130189	66409	6665	336864	1146159	59553
32111	Production of worked pearls	122	3442	160	-	1920	160	-	-	582	372	248
32112	Production of precious and semi-precious stones / diamonds in the worked state	108	2100	280	11	-	98	42	-	634	1032	4
32113	Manufacture of jewellery, goldsmiths' articles	29518	1911303	56399	99606	20247	129495	66253	6665	333791	1139547	59301
32114	Manufacture of precious metal watch bands, wristbands, watch straps and cigarette cases etc.	206	10538	2040	882	-	436	114	-	1858	5208	-
3212	Manufacture of imitation jewellery and related articles	793	3166	689	317	-	232	-	-	114	1677	138
32121	Manufacture of costume or imitation jewellery	793	3166	689	317	-	232	-	-	114	1677	138
322	Manufacture of musical instruments	324	17821	192	416	-	584	14	-	5148	11466	-

Major Industrial Group		No. of reporting manufacturing units	Total Non-Industrial Cost	Transportati on charges	Travelling expenses	Payment for Lease and hiring of plants, machinery and equipment	Cost of postage/ telephone/ fax/internet etc.	Cost of printing and purchase of stationery	Legal and professional expenses	Entertainment charges	payment for Land & Building	Others
PSIC Coode	Description											
1	2	3	4	5	6	7	8	9	10	11	12	13
3220	Manufacture of musical instruments	324	17821	192	416	-	584	14	-	5148	11466	-
32202	Manufacture of musical instruments, the sound of which is produced electronically, musical boxes, fairground organs, calliopes etc., instrument parts and accessories	62	2149	-	32	-	162	-	-	65	1890	-
32209	Manufacture of other musical instruments n.e.c.	262	15672	192	384	-	422	14	-	5084	9576	-
323	Manufacture of sports goods	11835	38864	5113	21	126	1303	14	-	1975	15346	14966
3230	Manufacture of sports goods	11835	38864	5113	21	126	1303	14	-	1975	15346	14966
32301	Manufacture of foot balls	11323	26592	2818	21	126	873	-	-	84	8150	14520
32302	Manufacture of rackets, bats	125	1300	-	-	-	-	-	-	1000	-	300
32309	Manufacture of other articles and equipment for sports, outdoor and indoor games, of any material n.e.c.	387	10972	2295	-	-	430	14	-	891	7196	146
324	Manufacture of games and toys	484	22761	3278	1965	-	1218	1032	45	2569	11719	935
3240	Manufacture of games and toys	484	22761	3278	1965	-	1218	1032	45	2569	11719	935
32401	Manufacture of dolls and doll garments, parts and accessories, action figures, toy animals, musical instruments,	241	4346	1404	135	-	364	22	-	116	2304	-
32402	Manufacture of playing cards, games, chess etc.,	3	229	2	-	-	4	1	-	6	216	-
32403	Manufacture of coin-operated games, billiards, special tables for games, etc.	21	1134	-	-	-	-	-	-	-	1134	-
32409	Manufacture of other games and toys n.e.c.	219	17053	1872	1830	-	850	1008	45	2447	8065	935
325	Manufacture of medical and dental instruments and supplies	3367	148011	27650	11524	7950	5833	1378	1050	8821	53644	30161
3250	Manufacture of medical and dental instruments and supplies	3367	148011	27650	11524	7950	5833	1378	1050	8821	53644	30161
32501	Manufacture of surgical drapes and sterile string and tissue	1782	62023	13733	9401	5640	1754	386	-	4571	20774	5764
32502	Manufacture of dental fillings and cements (except denture adhesives), dental wax and other dental plaster preparations	83	5398	-	432	-	1168	364	-	1879	1555	-
32505	Manufacture of medical, surgical, dental or veterinary furniture	446	11603	3644	96	-	709	17	1050	1046	2880	2162
32506	Manufacture of dental instruments (including dentists' chairs incorporating dental equipment), orthopaedic and prosthetic devices	745	46229	9610	897	2310	612	-	-	141	11304	21356
32507	Manufacture of bone plates and screws, syringes, needles, catheters, cannulae, etc., artificial teeth, bridges, etc., medical thermometers, bone reconstruction cements	26	14538	270	-	-	580	60	-	158	13200	270
32508	Manufacture of ophthalmic goods, eyeglasses, sunglasses, lenses ground to prescription, contact lenses, safety goggles	71	3769	-	264	-	187	242	-	340	2347	389
32509	Manufacture of other medical and dental instruments and supplies n.e.c.	214	4450	393	434	-	824	309	-	686	1584	220
329	Other manufacturing n.e.c.	3489	31673	10916	3943	2592	656	461	-	3833	9234	38
3290	Other manufacturing n.e.c.	3481	31452	10916	3904	2592	656	461	-	3785	9138	-
32901	Manufacture of protective safety equipment	85	821	368	116	-	54	7	-	276	-	-
32902	Manufacture of brooms and brushes, including brushes constituting parts of machines, shoe and clothes brushes,	1645	29192	10258	3419	2592	602	454	-	2730	9138	-
32903	Manufacture of pens and pencils of all kinds whether or not mechanical, pencil leads, stamps etc.	1701	1269	211	329	-	-	-	-	729	-	-

Major Industrial Group		No. of reporting manufacturing units	Total Non-Industrial Cost	Transportati on charges	Travelling expenses	Payment for Lease and hiring of plants, machinery and equipment	Cost of postage/ telephone/ fax/internet etc.	Cost of printing and purchase of stationery	Legal and professional expenses	Entertainment charges	payment for Land & Building	Others
PSIC Coode	Description											
1	2	3	4	5	6	7	8	9	10	11	12	13
32909	Others manufacturing n.e.c.	50	170	80	40	-	-	-	-	50	-	-
3299		8	221	-	38	-	-	-	-	48	96	38
32992		8	221	-	38	-	-	-	-	48	96	38
33	Repair and installation of machinery and equipment	9155	410107	18279	28898	5800	24356	2834	-	54606	242940	32395
331	Repair of fabricated metal products, machinery and equipment	8963	408971	18279	28898	5800	24273	2821	-	54382	242124	32395
3311	Repair of fabricated metal products	54	3730	-	1296	-	864	-	-	403	-	1166
33119	Repair of other fabricated metal products n.e.c.	54	3730	-	1296	-	864	-	-	403	-	1166
3312	Repair of machinery	2305	143557	3177	15070	1538	9865	402	-	24872	87490	1142
33127	Repair and maintenance of miscellaneous machinery	1883	107106	1566	11794	530	6707	361	-	20611	64467	1070
33128	Repair and maintenance of weighing equipment, vending machines, photocopy machines, calculators, typewriters etc.	131	17296	1380	202	1008	1058	22	-	959	12600	67
33129	Repair of other machinery n.e.c.	291	19154	230	3075	-	2100	19	-	3302	10423	5
3313	Repair of electronic and optical equipment	411	5821	288	346	-	987	287	-	66	3846	-
33131	Repair and maintenance of the measuring, testing, navigating and control equipment of group 265	375	5273	-	346	-	987	28	-	66	3846	-
33132	Repair and maintenance of irradiation, electro-medical and electrotherapeutic equipment of class 2660	36	547	288	-	-	-	259	-	-	-	-
3314	Repair of electrical equipment	4688	216759	13537	10875	4261	8886	1921	-	23011	131163	23106
33141	Repair and maintenance of power, distribution, and specialty transformers	325	45635	1610	2049	-	1206	260	-	6136	22614	11760
33142	Repair and maintenance of electric motors, generators etc	3654	148505	11628	7539	4012	6202	1290	-	15045	93684	9107
33143	Repair and maintenance of switchgear and switchboard apparatus, relays and industrial controls, electric lighting equipment, primary and storage batteries etc.	573	17383	300	926	250	1220	338	-	1264	10996	2089
33144	Repair and maintenance of current-carrying wiring devices and non current-carrying wiring devices for wiring electrical circuits etc.	136	5235	-	361	-	258	32	-	566	3870	149
3315	Repair of transport equipment, except motor vehicles	938	30190	741	1049	-	2868	197	-	5464	14920	4951
33151	Repair and routine maintenance of ships	2	40	8	-	-	-	-	-	-	32	-
33153	Repair and maintenance of locomotives and railroad cars (except factory rebuilding or factory conversion)	838	27073	691	905	-	2580	197	-	5009	12740	4951
33155	Repair of animal drawn buggies and wagons	98	3077	42	144	-	288	-	-	455	2148	-
3319	Repair of other equipment	567	8915	536	262	-	804	14	-	566	4704	2030
33193	Restoring of organs and other historical musical instruments	36	2292	-	63	-	69	14	-	130	-	2016
33199	Repair of other equipment n.e.c.	531	6622	536	198	-	734	-	-	436	4704	14
332	Installation of industrial machinery and equipment	192	1136	-	-	-	83	14	-	224	816	-
3320	Installation of industrial machinery and equipment	192	1136	-	-	-	83	14	-	224	816	-
33201	Installation of industrial machinery in industrial plant and industrial process control equipment	175	266	-	-	-	42	-	-	224	-	-
33202	Installation of other industrial equipment like communications equipment, mainframe and similar computers, irradiation and electro-medical equipment etc	17	870	-	-	-	41	14	-	-	816	-

Table No. 8 Taxes by Major Industrial Group (All Units) 2015

Value in "000" Rs.

Major Industrial Group		No. of reporting manufacturing units	Total Taxes Paid	Sales Tax Paid	Motor vehicle tax/ Land Tax/ other Structure etc.	Stamp duty/ Licences Business fee etc.	District/ Teshil, Cantt Board Tax	Other Taxes Paid	Net Intrest Paid/received
PSIC Code	Description								
1	2	3	4	5	6	7	8	9	10

ALL AREAS		1242124	621224	284156	35024	40044	124714	127046	10240
10	Manufacture of food products	154602	134596	28727	7234	13463	43744	36023	5403
101	Processing and preserving of meat	1322	267	-	-	70	35	162	-
1010	Processing and preserving of meat	1322	267	-	-	70	35	162	-
10103	Production of dried, salted or smoked meat	1131	-	-	-	-	-	-	-
10104	Production of meat products	95	-	-	-	-	-	-	-
10107	Processing of animal offal	71	267	-	-	70	35	162	-
10109	Others (Processing and Preserving of meat)	25	-	-	-	-	-	-	-
103	Processing and preserving of fruit and vegetables	1300	491	159	-	95	167	71	-
1030	Processing and preserving of fruit and vegetables	1300	491	159	-	95	167	71	-
10301	Manufacture of food consisting chiefly of fruit or vegetables/ manufacture of perishable prepared foods of fruit and vegetables, such as: Salads, peeled or cut vegetables, tofu (bean curd)	152	198	69	-	95	18	18	-
10302	Preserving of fruit, nuts or vegetables	443	136	-	-	-	136	-	-
10303	Manufacture of fruit or vegetable food products	104	10	-	-	-	2	8	-
10304	Manufacture of fruit or vegetable juices/ concentrates	146	12	-	-	-	12	-	-
10307	Roasting of nuts/ manufacture of nut foods and pastes	55	135	90	-	-	-	45	-
10309	Others (Processing and Preserving of fruit and vegetables)	400	-	-	-	-	-	-	-
104	Manufacture of vegetable and animal oils and fats	2671	23483	17682	433	288	1531	1181	2370
1040	Manufacture of vegetable and animal oils and fats	2671	23483	17682	433	288	1531	1181	2370
10401	Manufacture of crude / refined vegetable oils and their processing	821	20686	17554	123	10	380	319	2300
10402	Manufacture of non-defatted flour or meal of oilseeds, oil nuts or oil kernels	528	1125	84	140	214	495	193	-
10404	Manufacture of non-edible animal oils and fats/ extraction of fish and marine mammal oils	30	53	-	-	-	53	-	-
10405	Production of cotton linters	62	31	-	-	-	14	16	-
10406	Production of oilcakes and other residual products of oil production	918	963	44	66	12	404	438	-
10409	Others (Manufacture of vegetable and animal oils and fats)	312	626	-	104	52	186	214	70
105	Manufacture of dairy products	10705	23398	4302	812	1134	10083	6295	772
1050	Manufacture of dairy products	10705	23398	4302	812	1134	10083	6295	772

Major Industrial Group		No. of reporting menufecturing units	Total Taxes Paid	Sales Tax Paid	Motor vehicle tax/ Land Tax/ other Structure etc.	Stamp duty/ Licences Business fee etc.	District/ Teshil, Cantt Board Tax	Other Taxes Paid	Net Intrust Paid/received
PSIC Code	Description								
1	2	3	4	5	6	7	8	9	10
10501	Manufacture of fresh liquid milk, pasteurized, sterilized, homogenized and/or ultra heat treated/ manufacture of milk-based drinks	380	6	-	-	5	-	1	-
10502	Manufacture of cream from fresh liquid milk	624	127	7	-	18	67	35	-
10503	Manufacture of dried or concentrated milk	105	140	-	-	-	140	-	-
10504	Manufacture of butter/ cheese etc.	1966	139	-	18	40	82	-	-
10505	Manufacture of yoghurt	4896	548	33	8	92	345	63	8
10506	Manufacture of ice cream and other edible ice/ Manufacture of milk or cream in solid form	1648	16369	1219	666	836	6900	6057	692
10509	Others (Manufacture of dairy products)	1086	6070	3044	120	144	2550	140	72
106	Manufacture of grain mill products, starches and starch products	105052	62784	3595	4104	8735	25020	19384	1945
1061	Manufacture of grain mill products	104745	62684	3595	4104	8717	24971	19352	1945
10611	Grain milling	96513	58046	2157	4085	8183	23683	18043	1895
10612	Rice milling	501	379	-	-	-	29	350	-
10613	Vegetable milling	123	13	-	-	-	12	-	1
10614	Manufacture of cereal breakfast foods	109	-	-	-	-	-	-	-
10615	Manufacture of flour mixes and prepared blended flour and dough for bread, cakes, biscuits or pancakes	6183	2813	517	19	336	1068	824	49
10619	Others (Manufacture of grain mill products).	1316	1434	922	-	198	179	136	-
1062	Manufacture of starches and starch products	307	100	-	-	18	50	33	-
10621	Manufacture of starches from rice, potatoes, maize etc.	150	21	-	-	18	3	-	-
10625	Manufacture of corn oil	157	79	-	-	-	47	33	-
107	Manufacture of other food products	33552	24173	2989	1886	3142	6908	8931	317
1071	Manufacture of bakery products	25579	18583	1938	1454	2874	4917	7086	315
10711	Manufacture of bread and rolls	3792	1010	-	-	51	742	216	-
10712	Manufacture of fresh/ preserved pastry, cakes, pies, tarts etc.	2536	2198	88	142	65	798	1105	-
10713	Manufacture of rusks, biscuits and other "dry" bakery products/ snack products	5721	8287	738	853	2421	1473	2486	315
10719	Others (Manufacture of bakery products)	13530	7089	1112	459	337	1904	3278	-
1072	Manufacture of sugar	3055	662	-	204	24	-	434	-
10721	Manufacture or refining of sugar and sugar substitutes from the juice of cane, beet, maple and palm etc.	3007	638	-	204	-	-	434	-
10722	Manufacture of sugar syrups	48	24	-	-	24	-	-	-

Major Industrial Group		No. of reporting menufecturing units	Total Taxes Paid	Sales Tax Paid	Motor vehicle tax/ Land Tax/ other Structure etc.	Stamp duty/ Licences Business fee etc.	District/ Teshil, Cantt Board Tax	Other Taxes Paid	Net Intrust Paid/received
PSIC Code	Description								
1	2	3	4	5	6	7	8	9	10
1073	Manufacture of cocoa, chocolate and sugar confectionery	426	733	537	-	-	107	90	-
10731	Manufacture of cocoa, cocoa butter, cocoa fat, cocoa oil	72	58	-	-	-	58	-	-
10732	Manufacture of chocolate & chocolate confectionery, sugar confectionery etc.	228	23	-	-	-	23	-	-
10734	Preserving in sugar of fruit, nuts, fruit peels and other parts of plants	126	653	537	-	-	26	90	-
1074	Manufacture of macaroni, noodles, couscous and similar farinaceous products	34	-	-	-	-	-	-	-
10741	Manufacture of pastas such as macaroni and noodles etc.	34	-	-	-	-	-	-	-
1075	Manufacture of prepared meals and dishes	2565	3823	515	210	164	1682	1251	2
10751	Manufacture of meat or poultry dishes	1193	1058	320	106	64	80	487	2
10752	Manufacture of fish dishes, including fish and chips	197	290	-	-	-	-	290	-
10753	Manufacture of prepared dishes of vegetables	112	528	144	104	-	88	192	-
10759	Others (Manufacture of prepared meals and dishes)	1063	1946	51	-	100	1514	282	-
1079	Manufacture of other food products n.e.c.	1893	372	-	19	80	202	71	-
10792	Blending of tea and mate/ manufacture of extracts and preparations based on tea or maté	42	-	-	-	-	-	-	-
10795	Manufacture of perishable prepared foods, such as sandwiches, fresh pizza	449	-	-	-	-	-	-	-
10796	Manufacture of spices, sauces and condiments	192	120	-	19	43	47	11	-
10797	Manufacture of herb infusions (mint, vervain, chamomile etc.)/ manufacture of extracts and juices of meat, fish, crustaceans or molluscs	17	-	-	-	-	-	-	-
10798	Processing of salt into food-grade salt, e.g. iodized salt	207	111	-	-	14	68	29	-
10799	Others (Manufacture of food products)	986	142	-	-	23	87	32	-
11	Manufacture of beverages	1103	1922	11	864	231	596	213	8
110	Manufacture of beverages	1100	1922	11	864	231	596	213	8
1104	Manufacture of soft drinks; production of mineral waters and other bottled waters	1100	1922	11	864	231	596	213	8
11041	Manufacture of non-alcoholic beverages	90	32	-	-	-	20	12	-
11042	Production of natural mineral waters and other bottled waters	51	-	-	-	-	-	-	-
11043	Manufacture of soft drinks like lemonade, orangeade, cola, fruit drinks, tonic waters etc.	959	1890	11	864	231	576	201	8
113		3	-	-	-	-	-	-	-

Major Industrial Group		No. of reporting manufacturing units	Total Taxes Paid	Sales Tax Paid	Motor vehicle tax/ Land Tax/ other Structure etc.	Stamp duty/ Licences Business fee etc.	District/ Teshil, Cantt Board Tax	Other Taxes Paid	Net Intrest Paid/received
PSIC Code	Description								
1	2	3	4	5	6	7	8	9	10

1139		3	-	-	-	-	-	-	-
11399		3	-	-	-	-	-	-	-
12	Manufacture of tobacco products	12537	4885	650	77	240	150	3769	-
120	Manufacture of tobacco products	12537	4885	650	77	240	150	3769	-
1200	Manufacture of tobacco products	12537	4885	650	77	240	150	3769	-
12001	Manufacture of tobacco products and products of tobacco substitutes etc.	12459	4885	650	77	240	150	3769	-
12009	Others (Manufacture of tobacco products)	78	-	-	-	-	-	-	-
13	Manufacture of textiles	558885	65840	24312	5966	2448	7982	24979	154
131	Spinning, weaving and finishing of textiles	11741	25051	3941	2325	1147	2325	15206	108
1311	Preparation and spinning of textile fibres	2860	17591	3234	533	325	369	13131	-
13111	Preparatory operations on textile fibres	288	3815	3234	63	272	76	170	-
13112	Spinning and manufacture of yarn or thread	2572	13776	-	470	53	293	12961	-
1312	Weaving of textiles	5183	6967	595	1771	822	1825	1846	108
13121	Manufacture of broad woven cotton-type, woollen-type, worsted-type or silk-type fabrics	3855	5649	588	976	694	1554	1729	108
13122	Manufacture of other broad woven fabrics, using flax, ramie, hemp, jute, bast fibres and special yarns	76	716	-	540	-	76	100	-
13129	Others (Weaving of textiles)	1252	602	7	255	128	196	17	-
1313	Finishing of textiles	3698	493	112	22	-	130	229	-
13131	Bleaching and dyeing of textile fibres, yarns, fabrics and textile articles, including wearing apparel	2334	196	44	-	-	62	90	-
13132	Dressing, drying, steaming, shrinking, mending, Sanforizing, mercerizing of textiles and textile articles, including wearing apparel	962	49	-	-	-	42	7	-
13139	Others (Finishing of textiles)	402	249	68	22	-	26	132	-
139	Manufacture of other textiles	547144	40789	20371	3640	1302	5657	9773	46
1391	Manufacture of knitted and crocheted fabrics	1071	18619	11025	162	90	277	7065	-
13910	Manufacture and processing of knitted or crocheted fabrics etc.	1071	18619	11025	162	90	277	7065	-
1392	Manufacture of made-up textile articles, except apparel	31698	656	71	1	-	157	427	-
13921	Manufacture, of made-up articles of any textile material	23525	398	71	1	-	57	269	-
13922	Manufacture of made-up furnishing articles	7282	158	-	-	-	-	158	-
13925		17	-	-	-	-	-	-	-
13929	Others (Manufacture of made-up textile articles, except apparel)	874	100	-	-	-	100	-	-

Major Industrial Group		No. of reporting menufecturing units	Total Taxes Paid	Sales Tax Paid	Motor vehicle tax/ Land Tax/ other Structure etc.	Stamp duty/ Licences Business fee etc.	District/ Teshil, Cantt Board Tax	Other Taxes Paid	Net Intrust Paid/received
PSIC Code	Description								
1	2	3	4	5	6	7	8	9	10
1393	Manufacture of carpets and rugs	56179	10790	9023	1448	5	69	242	4
13930	Manufacture of textile floor coverings like carpets, rugs and mats, tiles etc.	56179	10790	9023	1448	5	69	242	4
1394	Manufacture of cordage, rope, twine and netting	31731	658	125	324	55	75	80	-
13941	Manufacture of twine, cordage, rope and cables of textile fibres or strip or the like	22078	66	-	-	55	12	-	-
13942	Manufacture of knotted netting of twine, cordage or rope including products of rope or netting	9653	592	125	324	-	64	80	-
1399	Manufacture of other textiles n.e.c.	426465	10065	127	1706	1152	5078	1959	42
13991	Manufacture of labels, badges etc.	854	-	-	-	-	-	-	-
13992	Manufacture of tulles and other net fabrics, and of lace and embroidery/ ornamental trimmings	408720	9770	126	1553	1084	5057	1908	42
13999	Others (Manufacture of other textiles)	16891	295	1	153	68	21	51	-
14	Manufacture of wearing apparel	96994	3248	601	101	258	1854	280	154
141	Manufacture of wearing apparel, except fur apparel	84662	2638	351	90	108	1692	242	154
1410	Manufacture of wearing apparel, except fur apparel	84662	2638	351	90	108	1692	242	154
14101	Manufacture of wearing apparel made of leather or composition leather	318	358	-	-	-	358	-	-
14102	Manufacture of other outerwear/ work wear	32213	791	291	-	-	382	115	3
14103	Manufacture of underwear and nightwear	919	-	-	-	-	-	-	-
14104	Manufacture of babies' garments, tracksuits and others etc.	959	440	-	-	108	181	-	151
14105	Manufacture of other clothing accessories such as gloves, belts, shawls, ties, cravats, hairnets etc./ hats and caps	48948	1046	60	90	-	771	125	-
14106	Manufacture of footwear of textile material without applied soles	35	-	-	-	-	-	-	-
14109	Others (Manufacture of wearing apparel, except fur apparel)	1270	2	-	-	-	-	2	-
142	Manufacture of articles of fur	166	35	-	-	35	-	-	-
1420	Manufacture of articles of fur	166	35	-	-	35	-	-	-
14200	Manufacture of articles made of fur skins	166	35	-	-	35	-	-	-
143	Manufacture of knitted and crocheted apparel	12166	575	250	11	115	162	38	-
1430	Manufacture of knitted and crocheted apparel	12166	575	250	11	115	162	38	-
14301	Manufacture of knitted or crocheted wearing apparel and other made-up articles like pullovers, cardigans, jerseys, waistcoats and similar articles	9869	183	-	-	97	72	14	-
14302	Manufacture of hosiery, including socks, tights and pantyhose	1353	333	250	11	-	72	-	-
14309	Others (Manufacture of knitting and crocheted apparel)	944	60	-	-	18	18	24	-

Major Industrial Group		No. of reporting manufacturing units	Total Taxes Paid	Sales Tax Paid	Motor vehicle tax/ Land Tax/ other Structure etc.	Stamp duty/ Licences Business fee etc.	District/ Teshil, Cantt Board Tax	Other Taxes Paid	Net Intrest Paid/received
PSIC Code	Description								
1	2	3	4	5	6	7	8	9	10
15	Manufacture of leather and related products	27859	2906	44	455	278	854	1221	55
151	Tanning and dressing of leather; manufacture of luggage, handbags, saddlery and harness; dressing and dyeing of fur	1548	515	-	24	24	59	408	-
1511	Tanning and dressing of leather; dressing and dyeing of fur	282	-	-	-	-	-	-	-
15111	Tanning, dyeing and dressing of hides and skins	93	-	-	-	-	-	-	-
15112	Scraping, shearing, plucking, currying, tanning, bleaching and dyeing of fur skins and hides with the hair on	107	-	-	-	-	-	-	-
15119	Others (Tanning and dressing of leather, dressing and dying of fur)	82	-	-	-	-	-	-	-
1512	Manufacture of luggage, handbags and the like, saddlery and harness	1266	515	-	24	24	59	408	-
15121	Manufacture of luggage, handbags and the like, of leather, composition leather or any other material	908	200	-	-	24	58	118	-
15122	Manufacture of diverse articles of leather or composition leather	132	314	-	24	-	-	290	-
15129	Others (Manufacture of luggage, handbags and the saddlery and harness)	226	1	-	-	-	1	-	-
152	Manufacture of footwear	26311	2391	44	431	254	795	813	55
1520	Manufacture of footwear	26311	2391	44	431	254	795	813	55
15201	Manufacture of footwear for all purposes, of any material, by any process	16849	1470	44	71	147	648	521	39
15202	Manufacture of leather parts of footwear etc.	7056	485	-	56	20	134	275	-
15209	Others (Manufacture of footwear)	2406	437	-	304	87	13	17	16
16	Manufacture of wood and of products of wood and cork, except furniture, manufacture of articles of straw and plaiting materials	147562	35888	2134	3477	5152	14644	9654	827
161	Sawmilling and planning of wood	17920	21694	1423	1915	4655	6779	6648	274
1610	Sawmilling and planning of wood	17920	21694	1423	1915	4655	6779	6648	274
16101	Sawing, planning and machining of wood/ slicing, peeling or chipping logs	16716	18002	1423	1546	1710	6537	6512	274
16102	Manufacture of wooden railway sleepers	35	70	-	35	21	-	14	-
16103	Manufacture of unassembled wooden flooring/ wood wool, wood flour, chips, particles	270	42	-	-	25	-	18	-
16109	Others (Manufacture of Sawmilling and planning of wood)	899	3581	-	334	2900	243	104	-
162	Manufacture of products of wood, cork, straw and plaiting materials	129642	14194	711	1562	497	7865	3006	553
1621	Manufacture of veneer sheets and wood-based panels	6106	1261	-	14	-	562	682	3
16211	Manufacture of veneer sheets	62	-	-	-	-	-	-	-

Major Industrial Group		No. of reporting menufecturing units	Total Taxes Paid	Sales Tax Paid	Motor vehicle tax/ Land Tax/ other Structure etc.	Stamp duty/ Licences Business fee etc.	District/ Teshil, Cantt Board Tax	Other Taxes Paid	Net Intrst Paid/received
PSIC Code	Description								
1	2	3	4	5	6	7	8	9	10
16212	Manufacture of plywood, veneer panels and similar laminated wood boards and sheets	296	45	-	-	-	10	35	-
16213	Manufacture of particle board and fibreboard/ densified wood etc.	79	576	-	-	-	-	576	-
16219	Others (Manufacture of veneer sheets and wood-based panels)	5669	640	-	14	-	553	71	3
1622	Manufacture of builders' carpentry and joinery	15099	4277	233	196	124	3375	350	-
16221	Manufacture of wooden goods intended to be used in the construction industry	12124	2746	233	142	124	2032	216	-
16222	Manufacture of prefabricated buildings, or elements thereof, predominantly of wood/ mobile homes / wood partitions etc.	2975	1531	-	54	-	1343	134	-
1623	Manufacture of wooden containers	6137	1246	-	64	48	1097	37	-
16231	Manufacture of packing cases, boxes, crates, drums/ cable-drums etc. of wood	5262	1246	-	64	48	1097	37	-
16232	Manufacture of pallets, box pallets and other load boards of wood/ manufacture of barrels, vats, tubs and other coopers' products of wood	803	-	-	-	-	-	-	-
16233	Manufacture of wooden cable-drums	72	-	-	-	-	-	-	-
1629	Manufacture of other products of wood; manufacture of articles of cork, straw and plaiting materials	102300	7410	478	1289	325	2831	1937	550
16291	Manufacture of various wood products (see detail in description)	28404	6653	349	1269	290	2368	1827	550
16292	Natural cork processing, manufacture of agglomerated cork / articles of cork etc.	23974	58	3	20	-	-	35	-
16299	Others(Manufacture of other products of wood, manufacture of articles of cork, straw and planting materials)	49922	699	127	-	35	463	75	-
17	Manufacture of paper and paper products	2281	1170	-	166	226	547	232	-
170	Manufacture of paper and paper products	2281	1170	-	166	226	547	232	-
1701	Manufacture of pulp, paper and paperboard	215	385	-	76	59	250	-	-
17013	Manufacture of paper and paperboard/ further processing of paper and paperboard	135	385	-	76	59	250	-	-
17014	Manufacture of newsprint and other printing or writing paper	11	-	-	-	-	-	-	-
17019	Others (Manufacture of pulp, paper and paperboard)	69	-	-	-	-	-	-	-
1702	Manufacture of corrugated paper and paperboard and of containers of paper and paperboard	1977	613	-	9	124	249	232	-
17021	Manufacture of corrugated paper and paperboard and their container etc.	279	70	-	-	55	-	15	-
17022	Manufacture of sacks, bags, office box files and similar articles of paper	1689	543	-	9	69	249	217	-

Major Industrial Group		No. of reporting menufecturing units	Total Taxes Paid	Sales Tax Paid	Motor vehicle tax/ Land Tax/ other Structure etc.	Stamp duty/ Licences Business fee etc.	District/ Teshil, Cantt Board Tax	Other Taxes Paid	Net Intrust Paid/received
PSIC Code	Description								
1	2	3	4	5	6	7	8	9	10
17029	Others (Manufacture of corrugated paper and paperboard and containers of paper and paperboard)	9	-	-	-	-	-	-	-
1709	Manufacture of other articles of paper and paperboard	89	172	-	81	43	49	-	-
17092	Manufacture of printing and writing paper, computer printout paper, self-copy paper etc. ready for use	17	12	-	-	6	6	-	-
17099	Others (Manufacture of other articles of paper and paperboard)	72	160	-	81	37	43	-	-
18	Printing and reproduction of recorded media	8579	7267	356	1818	412	2893	1450	338
181	Printing and service activities related to printing	8579	7267	356	1818	412	2893	1450	338
1811	Printing	3567	5353	352	1038	141	2212	1272	338
18111	Printing of newspapers, magazines and other periodicals	330	1037	-	-	-	1037	-	-
18112	Printing of books and brochures, music and music manuscripts, maps, atlases, posters, advertising catalogues, prospectuses and other printed advertising,	2568	3709	301	768	141	1076	1085	338
18114	Printing of diaries, calendars, business forms and other commercial printed matter, personal stationery and other printed matter by letterpress, offset, photogravure, flexographic and other printing presses, duplication machines, computer printers, emboss	70	37	-	-	-	-	37	-
18115	Printing directly onto textiles, plastic, glass, metal, wood and ceramics (except silk-screen printing on textiles and wearing apparel)	206	127	-	-	-	43	84	-
18119	Other printing n.e.c.	393	442	51	270	-	56	66	-
1812	Service activities related to printing	5012	1914	4	780	271	681	178	-
18121	Binding of printed sheets	1868	1013	3	678	50	230	53	-
18122	Composition, typesetting, phototypesetting, pre-press data input including scanning and optical character recognition, electronic make-up	153	14	-	-	-	-	14	-
18123	Plate-making services including image-setting and plate-setting	583	240	-	-	-	240	-	-
18124	Preparation of plates and dies	146	319	-	-	203	73	44	-
18125	Design of printing products e.g. sketches, layouts, dummies etc.	224	51	-	-	-	33	18	-
18126	Other graphic activities such as die-sinking or die-stamping, Braille copying, embossing, varnishing and laminating, collating and inseting, creasing	133	8	-	-	8	-	-	-
18129	Other (Service activities related to printing)	1905	269	2	102	10	105	50	-
19	Manufacture of coke and refined petroleum products	4105	256	-	-	-	119	137	-
191	Manufacture of coke oven products	195	68	-	-	-	36	32	-

Major Industrial Group		No. of reporting menufacturing units	Total Taxes Paid	Sales Tax Paid	Motor vehicle tax/ Land Tax/ other Structure etc.	Stamp duty/ Licences Business fee etc.	District/ Teshil, Cantt Board Tax	Other Taxes Paid	Net Intrust Paid/received
PSIC Code	Description								
1	2	3	4	5	6	7	8	9	10
1910	Manufacture of coke oven products	195	68	-	-	-	36	32	-
19101	Operation of coke ovens	16	-	-	-	-	-	-	-
19102	Production of coke and semi-coke/ production of coke oven gas	35	-	-	-	-	-	-	-
19104	Production of crude coal and lignite tars	144	68	-	-	-	36	32	-
192	Manufacture of refined petroleum products	3910	187	-	-	-	83	104	-
1920	Manufacture of refined petroleum products	3910	187	-	-	-	83	104	-
19206	Manufacture of hard-coal and lignite fuel briquettes / petroleum briquettes	180	187	-	-	-	83	104	-
19207	Blending of bio fuels	3730	-	-	-	-	-	-	-
20	Manufacture of chemicals and chemical products	1028	3034	250	-	124	2602	58	-
202	Manufacture of other chemical products	719	793	250	-	124	361	58	-
2022	Manufacture of paints, varnishes and similar coatings, printing ink and mastics	79	-	-	-	-	-	-	-
20221	Manufacture of paints and varnishes, enamels or lacquers	68	-	-	-	-	-	-	-
20222	Manufacture of prepared pigments and dyes, opacifiers and colours	11	-	-	-	-	-	-	-
2023	Manufacture of soap and detergents, cleaning and polishing preparations, perfumes and toilet preparations	609	793	250	-	124	361	58	-
20232	Manufacture of soap	150	64	-	-	-	49	14	-
20234	Manufacture of surface-active preparations (washing powders and detergents, dish-washing preparations, textile softeners)	43	300	250	-	-	50	-	-
20235	Manufacture of cleaning and polishing products	416	430	-	-	124	262	44	-
2029	Manufacture of other chemical products n.e.c.	31	-	-	-	-	-	-	-
20294	Manufacture of photographic plates, films, sensitized paper and other sensitized unexposed materials	15	-	-	-	-	-	-	-
20298	Manufacture of matches	16	-	-	-	-	-	-	-
203	Manufacture of man-made fibres	309	2241	-	-	-	2241	-	-
2030	Manufacture of man-made fibres	309	2241	-	-	-	2241	-	-
20302	Manufacture of synthetic or artificial staple fibres, not carded, combed or otherwise processed for spinning	67	-	-	-	-	-	-	-
20303	Manufacture of synthetic or artificial filament yarn, including high-tenacity yarn	37	-	-	-	-	-	-	-
20309	Others (Manufacture of man-made fibres)	205	2241	-	-	-	2241	-	-

Major Industrial Group		No. of reporting menufecturing units	Total Taxes Paid	Sales Tax Paid	Motor vehicle tax/ Land Tax/ other Structure etc.	Stamp duty/ Licences Business fee etc.	District/ Teshil, Cantt Board Tax	Other Taxes Paid	Net Intrust Paid/received
PSIC Code	Description								
1	2	3	4	5	6	7	8	9	10
21	Manufacture of basic pharmaceutical products and pharmaceutical preparations	53	88	-	53	-	35	-	-
210	Manufacture of pharmaceuticals, medicinal chemical and botanical product	53	88	-	53	-	35	-	-
2100	Manufacture of pharmaceuticals, medicinal chemical and botanical products	53	88	-	53	-	35	-	-
21003	Manufacture of medicaments including homeopathic preparations	53	88	-	53	-	35	-	-
22	Manufacture of rubber and plastics products	7305	15612	1986	1734	1611	5214	5022	46
221	Manufacture of rubber products	545	739	116	23	172	265	163	-
2211	Manufacture of rubber tyres and tubes; retreading and rebuilding of rubber tyres	83	89	22	-	67	-	-	-
22113	Manufacture of interchangeable tyre treads, tyre flaps, "camelback" strips for retreading tyres etc./ tyre rebuilding and retreading	21	67	-	-	67	-	-	-
22119	Others (Manufacture of rubber tyres and tubes, retreading and rebuilding of rubber tyres)	62	22	22	-	-	-	-	-
2219	Manufacture of other rubber products	462	650	95	23	105	265	163	-
22191	Manufacture of other products of natural or synthetic rubber (see description for detail)	185	205	-	-	-	174	31	-
22192	Manufacture of rubber brushes, pipe stems, combs, hair pins etc.	231	55	-	-	-	17	37	-
22199	Others (Manufacture of other rubber products)	46	391	95	23	105	74	95	-
222	Manufacture of plastics products	6760	14873	1869	1711	1439	4948	4860	46
2220	Manufacture of plastics products	6760	14873	1869	1711	1439	4948	4860	46
22201	Manufacture of semi-manufactures and finished plastic products/ plastic articles for the packing of goods	1506	1836	150	986	10	549	95	46
22202	Manufacture of builders' plastics ware(see note for detail)	603	821	-	-	242	579	-	-
22203	Manufacture of plastic tableware, kitchenware and toilet articles	217	177	-	116	10	44	7	-
22204	Manufacture of artificial stone/ plastic signs etc.	214	-	-	-	-	-	-	-
22209	Manufacture of other diverse plastic products	4220	12040	1719	609	1177	3776	4758	-
23	Manufacture of other non-metallic mineral products	18511	229774	211046	3436	3986	3268	7970	68
231	Manufacture of glass and glass products	107	118	-	-	-	100	18	-
2310	Manufacture of glass and glass products	107	118	-	-	-	100	18	-
23109	Others (Manufacture of glass and glass products)	107	118	-	-	-	100	18	-
239	Manufacture of non-metallic mineral products n.e.c.	18404	229656	211046	3436	3986	3168	7952	68
2392	Manufacture of clay building materials	6600	3375	313	1429	136	683	747	68

Major Industrial Group		No. of reporting menufecturing units	Total Taxes Paid	Sales Tax Paid	Motor vehicle tax/ Land Tax/ other Structure etc.	Stamp duty/ Licences Business fee etc.	District/ Teshil, Cantt Board Tax	Other Taxes Paid	Net Intrust Paid/received
PSIC Code	Description								
1	2	3	4	5	6	7	8	9	10
23921	Manufacture of non-refractory ceramic hearth or wall tiles, mosaic cubes etc.	1476	175	57	-	30	53	35	-
23922	Manufacture of structural non-refractory clay building materials, like ceramic bricks, roofing tiles, pipes, conduits etc./ flooring blocks in baked clay	5124	3200	256	1429	106	630	711	68
2393	Manufacture of other porcelain and ceramic products	2001	603	-	-	10	37	556	-
23931	Manufacture of ceramic tableware and other domestic or toilet articles etc.	1132	594	-	-	-	37	556	-
23933	Manufacture of ceramic laboratory, chemical and industrial products etc.	35	-	-	-	-	-	-	-
23939	Manufacture of other porcelain and ceramic products n.e.c.	834	10	-	-	10	-	-	-
2394	Manufacture of cement, lime and plaster	68	540	540	-	-	-	-	-
23941	Manufacture of clinkers and hydraulic cements, including Portland, aluminous cement, slag cement and super phosphate cements	32	-	-	-	-	-	-	-
23942	Manufacture of quicklime, slaked lime and hydraulic lime	36	540	540	-	-	-	-	-
2395	Manufacture of articles of concrete, cement and plaster	6643	4692	1071	506	1298	1269	548	-
23951	Manufacture of precast concrete, cement or artificial stone articles and plaster articles for use in construction	4362	1283	-	72	231	745	235	-
23952	Manufacture of prefabricated structural components for buildings or civil engineering of cement, concrete or artificial stone	281	-	-	-	-	-	-	-
23953	Manufacture of articles of asbestos-cement or cellulose fibre-cement or the like (sheets, panels, tiles,, pipes, troughs, basins, sinks, furniture, frames etc.)	1187	3285	1071	434	1040	443	298	-
23959	Manufacture of other articles of concrete, plaster, cement or artificial stone	813	125	-	-	28	82	15	-
2396	Cutting, shaping and finishing of stone	2442	220166	209043	1501	2465	1056	6101	-
23961	Cutting, shaping and finishing of stone for use in construction, in cemeteries, on roads, as roofing etc.	2442	220166	209043	1501	2465	1056	6101	-
2399	Manufacture of other non-metallic mineral products n.e.c.	650	280	79	-	78	124	-	-
23991	Manufacture of millstones, sharpening or polishing stones and natural or artificial abrasive products, including abrasive products on a soft base	342	273	79	-	70	124	-	-
23992	Manufacture of friction material and unmounted articles thereof with a base of mineral substances or of cellulose	308	8	-	-	8	-	-	-
24	Manufacture of basic metals	6621	2659	457	290	183	1173	530	27
241	Manufacture of basic iron and steel	309	349	-	-	9	330	10	-

Major Industrial Group		No. of reporting manufacturing units	Total Taxes Paid	Sales Tax Paid	Motor vehicle tax/ Land Tax/ other Structure etc.	Stamp duty/ Licences Business fee etc.	District/ Teshil, Cantt Board Tax	Other Taxes Paid	Net Interest Paid/received
PSIC Code	Description								
1	2	3	4	5	6	7	8	9	10
2410	Manufacture of basic iron and steel	309	349	-	-	9	330	10	-
24105	Production of semi-finished products of steel	88	275	-	-	-	275	-	-
24106	Manufacture of hot/cold-rolled flat-rolled products of steel/ hot-rolled bars and rods, open sections of steel, steel bars and solid sections of steel by cold drawing, grinding or turning/ wire of steel	103	41	-	-	9	22	10	-
24109	Others (Manufacture of basic iron and steel)	118	33	-	-	-	33	-	-
242	Manufacture of basic precious and other non-ferrous metals	64	79	-	-	-	58	21	-
2420	Manufacture of basic precious and other non-ferrous metals	64	79	-	-	-	58	21	-
24201	Production and refining of unwrought or wrought precious metals, precious metal alloys/ semi-products: gold, silver, platinum etc. from ore and scrap	22	33	-	-	-	33	-	-
24205	Production of copper alloys/ manufacture of fuse wire or strip/ semi-manufacturing of copper	42	46	-	-	-	25	21	-
243	Casting of metals	6248	2231	457	290	174	785	499	27
2431	Casting of iron and steel	6225	2231	457	290	174	785	499	27
24311	Casting of semi-finished iron products/ casting of iron castings	20	-	-	-	-	-	-	-
24313	Manufacture of tubes, pipes and hollow profiles and fittings of cast-iron, manufacture of seamless tubes and pipes of steel/ fittings of cast-steel	43	18	-	-	-	18	-	-
24319	Others (Casting of iron and steel)	6162	2214	457	290	174	767	499	27
2432	Casting of non-ferrous metals	23	-	-	-	-	-	-	-
24321	Casting of semi-finished products of aluminium, magnesium, titanium, zinc etc.	23	-	-	-	-	-	-	-
25	Manufacture of fabricated metal products, except machinery and equipment	70188	39952	3435	3418	3580	15781	12970	768
251	Manufacture of structural metal products, tanks, reservoirs and steam generators	38663	23891	1698	1945	1831	10320	7915	182
2511	Manufacture of structural metal products	38524	23716	1698	1945	1831	10145	7915	182
25111	Manufacture of metal frameworks or skeletons for construction and parts thereof (towers, bridges etc.)/ Industrial frameworks in metal (frameworks for blast furnaces, lifting and handling equipment etc.)	194	700	245	-	-	338	75	43
25112	Manufacture of prefabricated buildings mainly of metal, metal doors, windows and their frames, shutters and gates, room partitions etc.	38266	22472	1453	1945	1831	9807	7296	139
25119	Others (Manufacture of structural metal products)	64	544	-	-	-	-	544	-
2512	Manufacture of tanks, reservoirs and containers of metal	139	175	-	-	-	175	-	-

Major Industrial Group		No. of reporting manufacturing units	Total Taxes Paid	Sales Tax Paid	Motor vehicle tax/ Land Tax/ other Structure etc.	Stamp duty/ Licences Business fee etc.	District/ Teshil, Cantt Board Tax	Other Taxes Paid	Net Intrest Paid/received
PSIC Code	Description								
1	2	3	4	5	6	7	8	9	10
25121	Manufacture of reservoirs, tanks and similar containers of metal, of types normally installed as fixtures for storage or manufacturing use	104	175	-	-	-	175	-	-
25122	Manufacture of metal containers for compressed or liquefied gas	35	-	-	-	-	-	-	-
252	Manufacture of weapons and ammunition	85	71	-	51	-	-	20	-
2520	Manufacture of weapons and ammunition	85	71	-	51	-	-	20	-
25202	Manufacture of small arms (revolvers, shotguns, light machine guns)	85	71	-	51	-	-	20	-
259	Manufacture of other fabricated metal products; metalworking service activities	31440	15990	1737	1422	1749	5461	5035	586
2591	Forging, pressing, stamping and roll-forming of metal; powder metallurgy	35	-	-	-	-	-	-	-
25911	Forging, pressing, stamping and roll-forming of metal	35	-	-	-	-	-	-	-
2592	Treatment and coating of metals; machining	1328	316	71	-	70	140	35	-
25921	Plating, anodizing etc., heat treatment, deburring, sandblasting, tumbling, cleaning of metals	35	-	-	-	-	-	-	-
25922	Colouring and engraving, non-metallic coating, hardening, buffing of metals	78	-	-	-	-	-	-	-
25923	Boring, turning, milling, eroding, planning, lapping, broaching, levelling, sawing, grinding, sharpening, polishing, welding, splicing etc. of metalwork pieces	1135	316	71	-	70	140	35	-
25924	Cutting of and writing on metals by means of laser beams	80	-	-	-	-	-	-	-
2593	Manufacture of cutlery, hand tools and general hardware	18183	5971	699	359	653	2496	1489	276
25931	Manufacture of cutlery	466	560	-	172	170	-	168	50
25932	Manufacture of knives and cutting blades, hand tools, non-power-driven agricultural hand tools, saws and saw blades for machines or for mechanical appliances	15349	2864	519	58	107	1957	224	-
25933	Manufacture of padlocks, locks, keys, hinges and the like, hardware for buildings, furniture, vehicles etc.	1059	1100	180	-	120	412	188	200
25934	Manufacture of other tools of such nature n.e.c.	1309	1447	-	129	256	127	909	26
2599	Manufacture of other fabricated metal products n.e.c.	11894	9703	967	1063	1026	2825	3511	311
25991	Manufacture of cans, drums, buckets, boxes, tins and cans for food products, metal cable, plaited bands and similar articles,	7958	3575	455	428	494	1347	749	102
25992	Manufacture of uninsulated metal cable or insulated cable not capable of being used as a conductor of electricity, articles made of wire etc.	157	358	-	-	18	-	340	-

Major Industrial Group		No. of reporting menufecturing units	Total Taxes Paid	Sales Tax Paid	Motor vehicle tax/ Land Tax/ other Structure etc.	Stamp duty/ Licences Business fee etc.	District/ Teshil, Cantt Board Tax	Other Taxes Paid	Net Intrust Paid/received
PSIC Code	Description								
1	2	3	4	5	6	7	8	9	10
25993	Manufacture of screw machine products, nails and pins, bolts, screws, nuts, springs, chains etc.	909	2105	472	207	25	723	470	209
25994	Manufacture of metal household articles	2701	3558	40	428	490	649	1952	-
25995	Manufacture of metal goods for office use, except furniture	36	-	-	-	-	-	-	-
25996	Manufacture of safes, strongboxes, armoured doors etc.	53	71	-	-	-	71	-	-
25997	Manufacture of various metal articles	72	36	-	-	-	36	-	-
25999	Manufacture of other fabricated metal products n.e.c.	8	-	-	-	-	-	-	-
26	Manufacture of computer, electronic and optical products	88	-	-	-	-	-	-	-
261	Manufacture of electronic components and boards	14	-	-	-	-	-	-	-
2610	Manufacture of electronic components and boards	14	-	-	-	-	-	-	-
26101	Manufacture of capacitors, electronic, resistors, electronic, microprocessors, bare printed circuit boards, electron tubes, electronic connectors, integrated circuits	14	-	-	-	-	-	-	-
264	Manufacture of consumer electronics	11	-	-	-	-	-	-	-
2640	Manufacture of consumer electronics	11	-	-	-	-	-	-	-
26404	Manufacture of radio receivers, speaker systems, amplifiers for musical instruments and public address systems	11	-	-	-	-	-	-	-
265	Manufacture of measuring, testing, navigating and control equipment; watches and clocks	28	-	-	-	-	-	-	-
2652	Manufacture of watches and clocks	28	-	-	-	-	-	-	-
26521	Manufacture of watches and clocks, watch and clock cases, components for clocks and watches	28	-	-	-	-	-	-	-
267	Manufacture of optical instruments and photographic equipment	35	-	-	-	-	-	-	-
2670	Manufacture of optical instruments and photographic equipment	35	-	-	-	-	-	-	-
26705	Manufacture of film cameras and digital cameras	35	-	-	-	-	-	-	-
27	Manufacture of electrical equipment	2553	2827	14	176	535	261	1841	-
271	Manufacture of electric motors, generators, transformers and electricity distribution and control apparatus	847	399	5	-	35	-	360	-
2710	Manufacture of electric motors, generators, transformers and electricity distribution and control apparatus	847	399	5	-	35	-	360	-
27101	Manufacture of distribution electric / arc-welding transformers / substation transformers for electric power distribution	11	-	-	-	-	-	-	-

Major Industrial Group		No. of reporting menufecturing units	Total Taxes Paid	Sales Tax Paid	Motor vehicle tax/ Land Tax/ other Structure etc.	Stamp duty/ Licences Business fee etc.	District/ Teshil, Cantt Board Tax	Other Taxes Paid	Net Intrust Paid/received
PSIC Code	Description								
1	2	3	4	5	6	7	8	9	10
27102	Manufacture of transmission and distribution voltage regulators / electric motors / power generators / prime mover generator sets / armatures etc.	54	-	-	-	-	-	-	-
27103	Manufacture of power circuit breakers / surge suppressors / control panels for electric power distribution / electrical relays etc.	478	-	-	-	-	-	-	-
27104	Manufacture of duct for electrical switchboard apparatus / electric fuses / power switching equipment / electric power switches	162	295	5	-	-	-	290	-
27109	Others (Manufacture of electric motors, generators, transformers and electricity distribution and control apparatus)	142	104	-	-	35	-	70	-
273	Manufacture of wiring and wiring devices	623	2352	-	176	500	207	1469	-
2732	Manufacture of other electronic and electric wires and cables	224	1991	-	176	480	105	1229	-
27320	Manufacture of insulated wire and cable, made of steel, copper, aluminium	224	1991	-	176	480	105	1229	-
2733	Manufacture of wiring devices	399	362	-	-	20	102	240	-
27331	Manufacture of bus bars, electrical conductors, GFCI (ground fault circuit interrupters), lamp holders, coils, switches/ boxes for electrical wiring, electrical outlets and sockets, electrical conduit and fitting etc.	333	342	-	-	20	102	220	-
27333	Manufacture of plastic non current-carrying wiring devices including plastic junction boxes, face plates, and similar, plastic pole line fittings etc.	66	20	-	-	-	-	20	-
274	Manufacture of electric lighting equipment	209	38	9	-	-	16	13	-
2740	Manufacture of electric lighting equipment	209	38	9	-	-	16	13	-
27401	Manufacture of lamps, fixtures and bulbs, ceiling lighting fixtures, chandeliers, table lamps, flashlights, electric insect lamps, lanterns, spotlights etc.	209	38	9	-	-	16	13	-
275	Manufacture of domestic appliances	100	38	-	-	-	38	-	-
2750	Manufacture of domestic appliances	100	38	-	-	-	38	-	-
27501	Manufacture of domestic electric appliances (see description for detail)	84	38	-	-	-	38	-	-
27503	Manufacture of domestic non-electric cooking and heating equipment	16	-	-	-	-	-	-	-
279	Manufacture of other electrical equipment	774	-	-	-	-	-	-	-
2790	Manufacture of other electrical equipment	774	-	-	-	-	-	-	-
27901	Manufacture of battery chargers, door opening and closing devices, electrical, bells, tanning beds	54	-	-	-	-	-	-	-
27902	Manufacture of uninterruptible power supplies (UPS), power supplies	618	-	-	-	-	-	-	-

Major Industrial Group		No. of reporting menufecturing units	Total Taxes Paid	Sales Tax Paid	Motor vehicle tax/ Land Tax/ other Structure etc.	Stamp duty/ Licences Business fee etc.	District/ Teshil, Cantt Board Tax	Other Taxes Paid	Net Intrust Paid/received
PSIC Code	Description								
1	2	3	4	5	6	7	8	9	10
27905	Manufacture of electrical welding and soldering equipment, including hand-held soldering irons	60	-	-	-	-	-	-	-
27909	Manufacture of other electrical equipment n.e.c.	42	-	-	-	-	-	-	-
28	Manufacture of machinery and equipment n.e.c.	5004	8471	689	367	481	1356	5226	352
281	Manufacture of general-purpose machinery	1220	5897	250	211	453	241	4631	112
2811	Manufacture of engines and turbines, except aircraft, vehicle and cycle engines	683	235	-	36	143	-	57	-
28112	Manufacture of turbines and parts thereof, boiler-turbine sets, turbine-generator sets etc.	683	235	-	36	143	-	57	-
2813	Manufacture of other pumps, compressors, taps and valves	201	595	250	-	30	30	285	-
28131	Manufacture of air or vacuum pumps, air or other gas compressors	108	187	-	-	-	-	187	-
28134	Manufacture of industrial taps and valves, including regulating valves and intake taps, sanitary taps and valves, heating taps and valves, hand pumps etc.	93	408	250	-	30	30	97	-
2814	Manufacture of bearings, gears, gearing and driving elements	28	-	-	-	-	-	-	-
28143	Manufacture of gears, gearing and gear boxes and other speed changers, clutches & shaft couplings, flywheels & pulleys, power transmission chain etc.	28	-	-	-	-	-	-	-
2815	Manufacture of ovens, furnaces and furnace burners	135	158	-	-	-	158	-	-
28151	Manufacture of electrical and other furnaces, ovens, incinerators, burners etc.	30	-	-	-	-	-	-	-
28152	Manufacture of permanent mount electric heaters, non-electric household heating equipment etc.	105	158	-	-	-	158	-	-
2818	Manufacture of power-driven hand tools	46	-	-	-	-	-	-	-
28180	Manufacture of hand tools, with self-contained electric or non-electric motor or pneumatic drive (see note for detail)	46	-	-	-	-	-	-	-
2819	Manufacture of other general-purpose machinery	127	4910	-	175	280	53	4290	112
28191	Manufacture of industrial refrigerating or freezing equipment, air-conditioning machines, non-domestic fans etc.	28	-	-	-	-	-	-	-
28193	Manufacture of filtering or purifying machinery and apparatus for liquids, equipment for projecting, dispersing or spraying liquids or powders	60	4711	-	119	280	-	4200	112
28199	Manufacture of other general-purpose machinery n.e.c.	39	199	-	56	-	53	90	-
282	Manufacture of special-purpose machinery	3784	2573	439	156	28	1115	595	240
2821	Manufacture of agricultural and forestry machinery	1991	1052	129	128	16	694	86	-
28211	Manufacture of tractors used in agriculture and forestry	50	-	-	-	-	-	-	-

Major Industrial Group		No. of reporting menufecturing units	Total Taxes Paid	Sales Tax Paid	Motor vehicle tax/ Land Tax/ other Structure etc.	Stamp duty/ Licences Business fee etc.	District/ Teshil, Cantt Board Tax	Other Taxes Paid	Net Intrest Paid/received
PSIC Code	Description								
1	2	3	4	5	6	7	8	9	10
28214	Manufacture of agricultural machinery for soil preparation, planting or fertilizing	1121	349	-	128	16	154	51	-
28215	Manufacture of harvesting or threshing machinery	532	562	79	-	-	448	35	-
28217	Manufacture of spraying machinery for agricultural use	168	-	-	-	-	-	-	-
28219	Manufacture of diverse agricultural machinery n.e.c.	120	142	50	-	-	92	-	-
2822	Manufacture of metal-forming machinery and machine tools	767	55	-	20	-	35	-	-
28222	Manufacture of machine tools for turning, drilling, milling, shaping, planning, boring, grinding etc.	147	-	-	-	-	-	-	-
28224	Manufacture of punch presses, hydraulic presses, hydraulic brakes, drop hammers, forging machines etc.	35	-	-	-	-	-	-	-
28227	Manufacture of parts and accessories for the machine tools listed above	585	55	-	20	-	35	-	-
2823	Manufacture of machinery for metallurgy	3	12	-	9	-	3	-	-
28232	Manufacture of metal-rolling mills and rolls for such mills	3	12	-	9	-	3	-	-
2825	Manufacture of machinery for food, beverage and tobacco processing	81	416	-	-	12	96	68	240
28256	Manufacture of machinery for the extraction or preparation of animal or vegetable fats or oils	20	386	-	-	-	96	50	240
28257	Manufacture of machinery for the preparation of tobacco and for the making of cigarettes or cigars, or for pipe or chewing tobacco or snuff	61	30	-	-	12	-	18	-
2826	Manufacture of machinery for textile, apparel and leather production	917	776	310	-	-	275	191	-
28262	Manufacture of auxiliary machines or equipment for textile machinery	850	585	310	-	-	275	-	-
28264	Manufacture of machinery for fabric processing	18	169	-	-	-	-	169	-
28266	Manufacture of sewing machines	49	22	-	-	-	-	22	-
2829	Manufacture of other special-purpose machinery	25	263	-	-	-	13	250	-
28296	Manufacture of diverse special-purpose machinery and equipment	25	263	-	-	-	13	250	-
29	Manufacture of motor vehicles, trailers and semi-trailers	6631	4923	592	1547	831	867	972	114
291	Manufacture of motor vehicles	134	-	-	-	-	-	-	-
2910	Manufacture of motor vehicles	134	-	-	-	-	-	-	-
29103	Manufacture of other motor vehicles	134	-	-	-	-	-	-	-
292	Manufacture of bodies (coachwork) for motor vehicles; manufacture of trailers and semi-trailers	1260	1336	88	326	553	210	160	-
2920	Manufacture of bodies (coachwork) for motor vehicles; manufacture of trailers and semi-trailers	1260	1336	88	326	553	210	160	-

Major Industrial Group		No. of reporting menufacturing units	Total Taxes Paid	Sales Tax Paid	Motor vehicle tax/ Land Tax/ other Structure etc.	Stamp duty/ Licences Business fee etc.	District/ Teshil, Cantt Board Tax	Other Taxes Paid	Net Intrust Paid/received
PSIC Code	Description								
1	2	3	4	5	6	7	8	9	10
29201	Manufacture of bodies, including cabs for motor vehicles and outfitting of all types	653	1025	-	326	465	210	24	-
29202	Manufacture of trailers and semi-trailers	221	88	-	-	88	-	-	-
29203	Manufacture of containers for carriage by one or more modes of transport	386	224	88	-	-	-	136	-
293	Manufacture of parts and accessories for motor vehicles	5147	3378	504	1221	174	657	812	9
2930	Manufacture of parts and accessories for motor vehicles	5147	3378	504	1221	174	657	812	9
29301	Manufacture of diverse parts and accessories for motor vehicles	1550	1673	-	1183	30	86	374	-
29302	Manufacture of parts & accessories of bodies for motor vehicles, car seats etc.	3475	1632	504	38	144	572	365	9
29303	Manufacture of motor vehicle electrical equipment	122	73	-	-	-	-	73	-
299		90	210	-	-	105	-	-	105
2991		60	-	-	-	-	-	-	-
29913		60	-	-	-	-	-	-	-
2992		30	210	-	-	105	-	-	105
29923		30	210	-	-	105	-	-	105
30	Manufacture of other transport equipment	2524	6405	3405	103	1100	517	1124	157
309	Manufacture of transport equipment n.e.c.	2524	6405	3405	103	1100	517	1124	157
3091	Manufacture of motorcycles	1389	5178	3000	103	592	334	993	157
30911	Manufacture of motorcycles, mopeds and cycles fitted with an auxiliary engine, engines for motorcycles, sidecars etc.	273	535	-	-	375	-	160	-
30912	Manufacture of parts and accessories for motorcycles	1116	4643	3000	103	217	334	833	157
3092	Manufacture of bicycles and invalid carriages	237	132	-	-	105	-	27	-
30921	Manufacture of non-motorized bicycles and other cycles, parts and accessories of bicycles etc.	113	27	-	-	-	-	27	-
30922	Manufacture of invalid carriages, their parts & accessories, baby carriages etc.	124	105	-	-	105	-	-	-
3099	Manufacture of other transport equipment n.e.c.	898	1095	405	-	403	183	105	-
30991	Manufacture of hand-propelled vehicles: luggage trucks, handcarts, sledges, shopping carts etc.	270	384	-	-	340	9	35	-
30992	Manufacture of vehicles drawn by animals: sulkies, donkey-carts, hearses etc.	628	712	405	-	63	174	70	-
31	Manufacture of furniture	47710	24519	2306	2925	3130	10530	4210	1419
310	Manufacture of furniture	47710	24519	2306	2925	3130	10530	4210	1419

Major Industrial Group		No. of reporting menufecturing units	Total Taxes Paid	Sales Tax Paid	Motor vehicle tax/ Land Tax/ other Structure etc.	Stamp duty/ Licences Business fee etc.	District/ Teshil, Cantt Board Tax	Other Taxes Paid	Net Intrust Paid/received
PSIC Code	Description								
1	2	3	4	5	6	7	8	9	10
3100	Manufacture of furniture	47710	24519	2306	2925	3130	10530	4210	1419
31001	Manufacture of chairs and seats, sofas, sofa beds and sofa sets	37845	20176	2246	2842	2313	8106	3250	1419
31002	Manufacture of special furniture for shops: counters, display cases, shelves etc., for churches, schools, restaurants	549	98	-	-	-	54	44	-
31003	Manufacture of office furniture	159	1684	-	-	75	1559	50	-
31004	Manufacture of kitchen furniture, furniture for bedrooms etc., cabinets	6447	1271	60	35	144	534	500	-
31005	Manufacture of laboratory benches, stools and other laboratory seating, laboratory furniture (e.g. cabinets and tables)	682	66	-	-	-	30	36	-
31009	Manufacture of other furniture n.e.c.	2028	1224	-	48	597	248	331	-
32	Other manufacturing	50246	20303	3087	526	1452	6726	8179	333
321	Manufacture of jewellery, bijouterie and related articles	30747	19286	2951	472	1407	6200	7966	291
3211	Manufacture of jewellery and related articles	29954	19270	2951	471	1407	6185	7966	291
32111	Production of worked pearls	122	10	-	-	-	-	10	-
32112	Production of precious and semi-precious stones / diamonds in the worked state	108	35	-	35	-	-	-	-
32113	Manufacture of jewellery, goldsmiths' articles	29518	19225	2951	436	1407	6185	7956	291
32114	Manufacture of precious metal watch bands, wristbands, watch straps and cigarette cases etc.	206	-	-	-	-	-	-	-
3212	Manufacture of imitation jewellery and related articles	793	16	-	1	-	15	-	-
32121	Manufacture of costume or imitation jewellery	793	16	-	1	-	15	-	-
322	Manufacture of musical instruments	324	-	-	-	-	-	-	-
3220	Manufacture of musical instruments	324	-	-	-	-	-	-	-
32202	Manufacture of musical instruments, the sound of which is produced electronically, musical boxes, fairground organs, calliopes etc., instrument parts and accessories	62	-	-	-	-	-	-	-
32209	Manufacture of other musical instruments n.e.c.	262	-	-	-	-	-	-	-
323	Manufacture of sports goods	11835	18	18	-	-	-	-	-
3230	Manufacture of sports goods	11835	18	18	-	-	-	-	-
32301	Manufacture of foot balls	11323	18	18	-	-	-	-	-
32302	Manufacture of rackets, bats	125	-	-	-	-	-	-	-
32309	Manufacture of other articles and equipment for sports, outdoor and indoor games, of any material n.e.c.	387	-	-	-	-	-	-	-
324	Manufacture of games and toys	484	140	38	-	-	-	102	-

Major Industrial Group		No. of reporting menufecturing units	Total Taxes Paid	Sales Tax Paid	Motor vehicle tax/ Land Tax/ other Structure etc.	Stamp duty/ Licences Business fee etc.	District/ Teshil, Cantt Board Tax	Other Taxes Paid	Net Intrust Paid/received
PSIC Code	Description								
1	2	3	4	5	6	7	8	9	10
3240	Manufacture of games and toys	484	140	38	-	-	-	102	-
32401	Manufacture of dolls and doll garments, parts and accessories, action figures, toy animals, musical instruments,	241	4	-	-	-	-	4	-
32402	Manufacture of playing cards, games, chess etc.,	3	-	-	-	-	-	-	-
32403	Manufacture of coin-operated games, billiards, special tables for games, etc.	21	-	-	-	-	-	-	-
32409	Manufacture of other games and toys n.e.c.	219	136	38	-	-	-	98	-
325	Manufacture of medical and dental instruments and supplies	3367	822	81	54	46	488	111	42
3250	Manufacture of medical and dental instruments and supplies	3367	822	81	54	46	488	111	42
32501	Manufacture of surgical drapes and sterile string and tissue	1782	546	18	-	35	396	56	42
32502	Manufacture of dental fillings and cements (except denture adhesives), dental wax and other dental plaster preparations	83	106	55	-	11	40	-	-
32505	Manufacture of medical, surgical, dental or veterinary furniture	446	-	-	-	-	-	-	-
32506	Manufacture of dental instruments (including dentists' chairs incorporating dental equipment), orthopaedic and prosthetic devices	745	91	-	54	-	-	36	-
32507	Manufacture of bone plates and screws, syringes, needles, catheters, cannulae, etc., artificial teeth, bridges, etc., medical thermometers, bone reconstruction cements	26	48	-	-	-	48	-	-
32508	Manufacture of ophthalmic goods, eyeglasses, sunglasses, lenses ground to prescription, contact lenses, safety goggles	71	23	-	-	-	4	19	-
32509	Manufacture of other medical and dental instruments and supplies n.e.c.	214	8	8	-	-	-	-	-
329	Other manufacturing n.e.c.	3489	38	-	-	-	38	-	-
3290	Other manufacturing n.e.c.	3481	38	-	-	-	38	-	-
32901	Manufacture of protective safety equipment	85	-	-	-	-	-	-	-
32902	Manufacture of brooms and brushes, including brushes constituting parts of machines, shoe and clothes brushes,	1645	38	-	-	-	38	-	-
32903	Manufacture of pens and pencils of all kinds whether or not mechanical, pencil leads, stamps etc.	1701	-	-	-	-	-	-	-
32909	Others manufacturing n.e.c.	50	-	-	-	-	-	-	-
3299		8	-	-	-	-	-	-	-
32992		8	-	-	-	-	-	-	-
33	Repair and installation of machinery and equipment	9155	4678	58	293	324	3001	985	18
331	Repair of fabricated metal products, machinery and equipment	8963	4461	58	195	296	3001	894	18

Major Industrial Group		No. of reporting manufacturing units	Total Taxes Paid	Sales Tax Paid	Motor vehicle tax/ Land Tax/ other Structure etc.	Stamp duty/ Licences Business fee etc.	District/ Teshil, Cantt Board Tax	Other Taxes Paid	Net Interest Paid/received
PSIC Code	Description								
1	2	3	4	5	6	7	8	9	10
3311	Repair of fabricated metal products	54	160	-	27	112	-	22	-
33119	Repair of other fabricated metal products n.e.c.	54	160	-	27	112	-	22	-
3312	Repair of machinery	2305	628	-	47	80	298	203	-
33127	Repair and maintenance of miscellaneous machinery	1883	572	-	47	80	243	203	-
33128	Repair and maintenance of weighing equipment, vending machines, photocopy machines, calculators, typewriters etc.	131	20	-	-	-	20	-	-
33129	Repair of other machinery n.e.c.	291	36	-	-	-	36	-	-
3313	Repair of electronic and optical equipment	411	-	-	-	-	-	-	-
33131	Repair and maintenance of the measuring, testing, navigating and control equipment of group 265	375	-	-	-	-	-	-	-
33132	Repair and maintenance of irradiation, electro-medical and electrotherapeutic equipment of class 2660	36	-	-	-	-	-	-	-
3314	Repair of electrical equipment	4688	3272	4	120	105	2674	370	-
33141	Repair and maintenance of power, distribution, and specialty transformers	325	16	-	-	-	16	-	-
33142	Repair and maintenance of electric motors, generators etc	3654	3146	-	120	105	2619	302	-
33143	Repair and maintenance of switchgear and switchboard apparatus, relays and industrial controls, electric lighting equipment, primary and storage batteries etc.	573	99	4	-	-	28	68	-
33144	Repair and maintenance of current-carrying wiring devices and non current-carrying wiring devices for wiring electrical circuits etc.	136	11	-	-	-	11	-	-
3315	Repair of transport equipment, except motor vehicles	938	402	54	-	-	29	301	18
33151	Repair and routine maintenance of ships	2	-	-	-	-	-	-	-
33153	Repair and maintenance of locomotives and railroad cars (except factory rebuilding or factory conversion)	838	402	54	-	-	29	301	18
33155	Repair of animal drawn buggies and wagons	98	-	-	-	-	-	-	-
3319	Repair of other equipment	567	-	-	-	-	-	-	-
33193	Restoring of organs and other historical musical instruments	36	-	-	-	-	-	-	-
33199	Repair of other equipment n.e.c.	531	-	-	-	-	-	-	-
332	Installation of industrial machinery and equipment	192	217	-	98	28	-	91	-
3320	Installation of industrial machinery and equipment	192	217	-	98	28	-	91	-
33201	Installation of industrial machinery in industrial plant and industrial process control equipment	175	217	-	98	28	-	91	-

Major Industrial Group		No. of reporting menufecturing units	Total Taxes Paid	Sales Tax Paid	Motor vehicle tax/ Land Tax/ other Structure etc.	Stamp duty/ Licences Business fee etc.	District/ Teshil, Cantt Board Tax	Other Taxes Paid	Net Intrest Paid/received
PSIC Code	Description								
1	2	3	4	5	6	7	8	9	10

33202	Installation of other industrial equipment like communications equipment, mainframe and similar computers, irradiation and electro-medical equipment etc	17	-	-	-	-	-	-	-
-------	--	----	---	---	---	---	---	---	---

Table No. 9 Gross Fixed Capital Formation By Type of Assets Industry Major Industrial Group (All Units) 2015

Value in "000" Rs.																							
Major Industrial Group		No. of reporting units	Total GFCF	Dwelling (residential)					Other building and structure Machinery and equipment					Machinery and equipment					Intellectual Property Products				
				Acquisition of Fixed Assets(New/ Existing)	Addition/ Alteration and Major Improve ments	Sale Proceeds from disposal of of fixed assets	Own account capital formation	GFCF	Acquisition of Fixed Assets(New/ Existing)	Addition/ Alteration and Major Improvem ents	Sale Proceeds from disposal of fixed assets	Own account capital formation	GFCF	Acquisition of Fixed Assets (New/Existi ng)	Addition/ Alteration and Major Improve ments	Sale Proceeds from disposal of fixed assets	Own account capital formation	GFCF	Acquisition of Fixed Assets (New/ Existing)	Addition/ Alteration and Major Improve ments	Sale Proceeds from disposal of of fixed assets	Own account capital formatio n	GFCF
PSIC Code	Description																						
1	2		4	5	6	7	8	9	10	11	12	13	14	15	16	17	18	19	20	21	22	23	24

ALL AREAS		1242124	81983533	1576012	23921	1215	53795	1652513	51377988	305033	88501	439323	52033843	27114563	761793	111497	263962	28028821	250132	12675	386	5935	268356
10	Manufacture of food products	154602	22726843	300856	12137	-	7585	320578	13374312	89780	8983	110379	13565488	8416522	242971	28059	29111	8660545	170488	9869	197	72	180233
101	Processing and preserving of meat	1322	58775	-	-	-	-	-	-	-	-	-	-	57037	1738	-	-	58775	-	-	-	-	-
1010	Processing and preserving of meat	1322	58775	-	-	-	-	-	-	-	-	-	-	57037	1738	-	-	58775	-	-	-	-	-
10103	Production of dried, salted or smoked meat	1131	56841	-	-	-	-	-	-	-	-	-	-	55103	1738	-	-	56841	-	-	-	-	-
10104	Production of meat products	95	134	-	-	-	-	-	-	-	-	-	-	134	-	-	-	134	-	-	-	-	-
10107	Processing of animal offal	71	1800	-	-	-	-	-	-	-	-	-	-	1800	-	-	-	1800	-	-	-	-	-
10109	Others (Processing and Preserving of meat)	25	-	-	-	-	-	-	-	-	-	-	-	-	-	-	-	-	-	-	-	-	-
103	Processing and preserving of fruit and vegetables	1300	94268	-	-	-	-	-	57350	360	-	-	57710	35593	964	-	-	36558	-	-	-	-	-
1030	Processing and preserving of fruit and vegetables	1300	94268	-	-	-	-	-	57350	360	-	-	57710	35593	964	-	-	36558	-	-	-	-	-
10301	Manufacture of food consisting chiefly of fruit or vegetables/ manufacture of perishable prepared foods of fruit and vegetables, such as: Salads, peeled or cut vegetables, tofu (bean curd)	152	1450	-	-	-	-	-	-	-	-	-	-	960	490	-	-	1450	-	-	-	-	-
10302	Preserving of fruit, nuts or vegetables	443	907	-	-	-	-	-	-	-	-	-	-	907	-	-	-	907	-	-	-	-	-
10303	Manufacture of fruit or vegetable food products	104	1411	-	-	-	-	-	600	-	-	-	600	747	64	-	-	811	-	-	-	-	-
10304	Manufacture of fruit or vegetable juices/ concentrates	146	2440	-	-	-	-	-	-	-	-	-	-	2440	-	-	-	2440	-	-	-	-	-
10307	Roasting of nuts/ manufacture of nut foods and pastes	55	40	-	-	-	-	-	-	-	-	-	-	40	-	-	-	40	-	-	-	-	-
10309	Others (Processing and Preserving of fruit and vegetables)	400	88020	-	-	-	-	-	56750	360	-	-	57110	30500	410	-	-	30910	-	-	-	-	-
104	Manufacture of vegetable and animal oils and fats	2671	616784	702	378	-	-	1080	486400	1180	-	-	487580	119309	8867	214	162	128125	-	-	-	-	-
1040	Manufacture of vegetable and animal oils and fats	2671	616784	702	378	-	-	1080	486400	1180	-	-	487580	119309	8867	214	162	128125	-	-	-	-	-
10401	Manufacture of crude / refined vegetable oils and their processing	821	175982	-	-	-	-	-	121845	490	-	-	122335	49765	4025	214	70	53647	-	-	-	-	-
10402	Manufacture of non-defatted flour or meal of oilseeds, oil nuts or oil kernels	528	208810	-	-	-	-	-	186900	-	-	-	186900	21910	-	-	-	21910	-	-	-	-	-

Major Industrial Group		No. of reporting units	Total GFCF	Dwelling (residential)					Other building and structure Machinery and equipment					Machinery and equipment					Intellectual Property Products				
				Acquisition of Fixed Assets(New/ Existing)	Addition/A Iteration and Major Improvements	Sale Proceeds from disposal of of fixed assets	Own account capital formation	GFCF	Acquisition of Fixed Assets(New/ Existing)	Addition/ Alteration and Major Improvements	Sale Proceeds from disposal of fixed assets	Own account capital formation	GFCF	Acquisition of Fixed Assets (New/Existing)	Addition/ Alteration and Major Improvements	Sale Proceeds from disposal of fixed assets	Own account capital formation	GFCF	Acquisition of Fixed Assets (New/ Existing)	Addition/ Alteration and Major Improvements	Sale Proceeds from disposal of of fixed assets	Own account capital formation	GFCF
PSIC Code	Description																						
1	2		4	5	6	7	8	9	10	11	12	13	14	15	16	17	18	19	20	21	22	23	24
10404	Manufacture of non-edible animal oils and fats/ extraction of fish and marine mammal oils	30	-	-	-	-	-	-	-	-	-	-	-	-	-	-	-	-	-	-	-	-	-
10405	Production of cotton linters	62	90	-	-	-	-	-	-	-	-	-	-	-	90	-	-	90	-	-	-	-	-
10406	Production of oilcakes and other residual products of oil production	918	157961	702	378	-	-	1080	127955	-	-	-	127955	24335	4591	-	-	28926	-	-	-	-	-
10409	Others (Manufacture of vegetable and animal oils and fats)	312	73942	-	-	-	-	-	49700	690	-	-	50390	23299	161	-	92	23552	-	-	-	-	-
105	Manufacture of dairy products	10705	2922830	45000	-	-	-	45000	1226626	48218	-	-	1274844	1456502	58306	552	-	1514256	87481	1249	-	-	88730
1050	Manufacture of dairy products	10705	2922830	45000	-	-	-	45000	1226626	48218	-	-	1274844	1456502	58306	552	-	1514256	87481	1249	-	-	88730
10501	Manufacture of fresh liquid milk, pasteurized, sterilized, homogenized and/or ultra heat treated/ manufacture of milk-based drinks	380	322779	45000	-	-	-	45000	185000	-	-	-	185000	7779	-	-	-	7779	85000	-	-	-	85000
10502	Manufacture of cream from fresh liquid milk	624	72413	-	-	-	-	-	32075	-	-	-	32075	40298	41	-	-	40338	-	-	-	-	-
10503	Manufacture of dried or concentrated milk	105	83755	-	-	-	-	-	73535	-	-	-	73535	10220	-	-	-	10220	-	-	-	-	-
10504	Manufacture of butter/ cheese etc.	1966	51424	-	-	-	-	-	24850	-	-	-	24850	25959	615	-	-	26574	-	-	-	-	-
10505	Manufacture of yoghurt	4896	286479	-	-	-	-	-	101366	843	-	-	102209	179701	2369	50	-	182021	2241	8	-	-	2249
10506	Manufacture of ice cream and other edible ice/ Manufacture of milk or cream in solid form	1648	1572078	-	-	-	-	-	527900	575	-	-	528475	1008215	33908	-	-	1042122	240	1241	-	-	1481
10509	Others (Manufacture of dairy products)	1086	533902	-	-	-	-	-	281900	46800	-	-	328700	184331	21373	502	-	205202	-	-	-	-	-
106	Manufacture of grain mill products, starches and starch products	105052	14421177	188059	11759	-	85	199903	8789571	31750	6083	1915	8817153	5240404	130362	24816	3634	5349585	49856	4680	-	-	54536
1061	Manufacture of grain mill products	104745	14366041	188059	11759	-	85	199903	8747461	31750	6083	1915	8775043	5227448	130292	24816	3634	5336559	49856	4680	-	-	54536
10611	Grain milling	96513	12749177	175634	11759	-	85	187478	7563155	31031	5470	1915	7590630	4820130	119513	20654	3634	4922623	43766	4680	-	-	48446
10612	Rice milling	501	184896	-	-	-	-	-	126548	-	-	-	126548	54613	6535	2800	-	58348	-	-	-	-	-
10613	Vegetable milling	123	18479	-	-	-	-	-	13500	-	-	-	13500	4979	-	-	-	4979	-	-	-	-	-
10614	Manufacture of cereal breakfast foods	109	60	-	-	-	-	-	-	-	-	-	-	60	-	-	-	60	-	-	-	-	-
10615	Manufacture of flour mixes and prepared blended flour and dough for bread, cakes, biscuits or pancakes	6183	1014442	12425	-	-	-	12425	710120	719	613	-	710227	284663	4034	1246	-	287450	4341	-	-	-	4341
10619	Others (Manufacture of grain mill products).	1316	398987	-	-	-	-	-	334138	-	-	-	334138	63004	210	116	-	63099	1750	-	-	-	1750
1062	Manufacture of starches and starch products	307	55136	-	-	-	-	-	42110	-	-	-	42110	12956	70	-	-	13026	-	-	-	-	-
10621	Manufacture of starches from rice, potatoes, maize etc.	150	51230	-	-	-	-	-	40350	-	-	-	40350	10810	70	-	-	10880	-	-	-	-	-
10625	Manufacture of corn oil	157	3906	-	-	-	-	-	1760	-	-	-	1760	2146	-	-	-	2146	-	-	-	-	-

Major Industrial Group		No. of reporting units	Total GFCF	Dwelling (residential)					Other building and structure Machinery and equipment					Machinery and equipment					Intellectual Property Products				
				Acquisition of Fixed Assets(New/ Existing)	Addition/A Iteration and Major Improvements	Sale Proceeds from disposal of fixed assets	Own account capital formation	GFCF	Acquisition of Fixed Assets(New/ Existing)	Addition/ Alteration and Major Improvements	Sale Proceeds from disposal of fixed assets	Own account capital formation	GFCF	Acquisition of Fixed Assets (New/Existing)	Addition/ Alteration and Major Improvements	Sale Proceeds from disposal of fixed assets	Own account capital formation	GFCF	Acquisition of Fixed Assets (New/ Existing)	Addition/ Alteration and Major Improvements	Sale Proceeds from disposal of fixed assets	Own account capital formation	GFCF
PSIC Code	Description																						
1	2		4	5	6	7	8	9	10	11	12	13	14	15	16	17	18	19	20	21	22	23	24
107	Manufacture of other food products	33552	4613010	67095	-	-	7500	74595	2814365	8273	2900	108464	2928201	1507676	42735	2477	25314	1573248	33151	3940	197	72	36966
1071	Manufacture of bakery products	25579	3261710	-	-	-	7500	7500	2262562	6597	2900	108464	2374722	809115	32647	1283	24946	865424	13845	152	5	72	14064
10711	Manufacture of bread and rolls	3792	147878	-	-	-	-	-	80960	1784	2900	7114	86958	58245	1191	-	1349	60785	65	-	-	70	135
10712	Manufacture of fresh/ preserved pastry, cakes, pies, tarts etc.	2536	656181	-	-	-	7500	7500	458200	350	-	280	458830	184841	3905	48	873	189571	280	-	-	-	280
10713	Manufacture of rusks, biscuits and other “dry” bakery products/ snack products	5721	1119408	-	-	-	-	-	672587	2332	-	101070	775989	304674	6616	104	22210	333395	9904	120	-	-	10024
10719	Others (Manufacture of bakery products)	13530	1338243	-	-	-	-	-	1050815	2131	-	-	1052945	261355	20935	1131	514	281672	3596	32	5	2	3625
1072	Manufacture of sugar	3055	1030286	32095	-	-	-	32095	498239	846	-	-	499085	486374	2476	-	-	488850	10200	56	-	-	10256
10721	Manufacture or refining of sugar and sugar substitutes from the juice of cane, beet, maple and palm etc.	3007	1028486	32095	-	-	-	32095	498239	846	-	-	499085	484574	2476	-	-	487050	10200	56	-	-	10256
10722	Manufacture of sugar syrups	48	1800	-	-	-	-	-	-	-	-	-	-	1800	-	-	-	1800	-	-	-	-	-
1073	Manufacture of cocoa, chocolate and sugar confectionery	426	15911	-	-	-	-	-	7450	-	-	-	7450	8440	46	32	8	8461	-	-	-	-	-
10731	Manufacture of cocoa, cocoa butter, cocoa fat, cocoa oil	72	-	-	-	-	-	-	-	-	-	-	-	-	-	-	-	-	-	-	-	-	-
10732	Manufacture of chocolate & chocolate confectionery, sugar confectionery etc.	228	11446	-	-	-	-	-	4650	-	-	-	4650	6796	-	-	-	6796	-	-	-	-	-
10734	Preserving in sugar of fruit, nuts, fruit peels and other parts of plants	126	4466	-	-	-	-	-	2800	-	-	-	2800	1645	46	32	8	1666	-	-	-	-	-
1074	Manufacture of macaroni, noodles, couscous and similar farinaceous products	34	109	-	-	-	-	-	-	-	-	-	-	109	-	-	-	109	-	-	-	-	-
10741	Manufacture of pastas such as macaroni and noodles etc.	34	109	-	-	-	-	-	-	-	-	-	-	109	-	-	-	109	-	-	-	-	-
1075	Manufacture of prepared meals and dishes	2565	145336	-	-	-	-	-	12500	550	-	-	13050	116242	7074	1036	-	122279	9106	1092	192	-	10006
10751	Manufacture of meat or poultry dishes	1193	87895	-	-	-	-	-	8000	400	-	-	8400	69265	3168	736	-	71697	7066	884	152	-	7798
10752	Manufacture of fish dishes, including fish and chips	197	6117	-	-	-	-	-	-	-	-	-	-	5247	870	-	-	6117	-	-	-	-	-
10753	Manufacture of prepared dishes of vegetables	112	5341	-	-	-	-	-	-	-	-	-	-	2760	373	-	-	3133	2040	208	40	-	2208
10759	Others (Manufacture of prepared meals and dishes)	1063	45983	-	-	-	-	-	4500	150	-	-	4650	38970	2663	300	-	41333	-	-	-	-	-
1079	Manufacture of other food products n.e.c.	1893	159659	35000	-	-	-	35000	33614	280	-	-	33894	87397	493	126	361	88125	-	2640	-	-	2640
10792	Blending of tea and mate/ manufacture of extracts and preparations based on tea or maté	42	1820	-	-	-	-	-	-	-	-	-	-	1771	49	-	-	1820	-	-	-	-	-

Major Industrial Group		No. of reporting units	Total GFCF	Dwelling (residential)					Other building and structure Machinery and equipment					Machinery and equipment					Intellectual Property Products				
				Acquisition of Fixed Assets(New/ Existing)	Addition/A Iteration and Major Improvements	Sale Proceeds from disposal of of fixed assets	Own account capital formation	GFCF	Acquisition of Fixed Assets(New/ Existing)	Addition/ Alteration and Major Improvements	Sale Proceeds from disposal of fixed assets	Own account capital formation	GFCF	Acquisition of Fixed Assets (New/Existing)	Addition/ Alteration and Major Improvements	Sale Proceeds from disposal of fixed assets	Own account capital formation	GFCF	Acquisition of Fixed Assets (New/ Existing)	Addition/ Alteration and Major Improvements	Sale Proceeds from disposal of of fixed assets	Own account capital formation	GFCF
PSIC Code	Description																						
1	2		4	5	6	7	8	9	10	11	12	13	14	15	16	17	18	19	20	21	22	23	24
10795	Manufacture of perishable prepared foods, such as sandwiches, fresh pizza	449	41802	-	-	-	-	-	4794	-	-	-	4794	36981	27	-	-	37008	-	-	-	-	-
10796	Manufacture of spices, sauces and condiments	192	16573	-	-	-	-	-	14000	-	-	-	14000	2573	-	-	-	2573	-	-	-	-	-
10797	Manufacture of herb infusions (mint, vervain, chamomile etc.)/ manufacture of extracts and juices of meat, fish, crustaceans or molluscs	17	-	-	-	-	-	-	-	-	-	-	-	-	-	-	-	-	-	-	-	-	-
10798	Processing of salt into food-grade salt, e.g. iodized salt	207	59730	35000	-	-	-	35000	2240	-	-	-	2240	19710	-	-	140	19850	-	2640	-	-	2640
10799	Others (Manufacture of food products)	986	39735	-	-	-	-	-	12580	280	-	-	12860	26363	417	126	221	26875	-	-	-	-	-
11	Manufacture of beverages	1103	352754	18450	-	-	-	18450	199535	-	-	-	199535	130157	3373	280	-	133249	770	750	-	-	1520
110	Manufacture of beverages	1100	352718	18450	-	-	-	18450	199535	-	-	-	199535	130121	3373	280	-	133213	770	750	-	-	1520
1104	Manufacture of soft drinks; production of mineral waters and other bottled waters	1100	352718	18450	-	-	-	18450	199535	-	-	-	199535	130121	3373	280	-	133213	770	750	-	-	1520
11041	Manufacture of non-alcoholic beverages	90	1070	-	-	-	-	-	-	-	-	-	-	1320	2	252	-	1070	-	-	-	-	-
11042	Production of natural mineral waters and other bottled waters	51	-	-	-	-	-	-	-	-	-	-	-	-	-	-	-	-	-	-	-	-	-
11043	Manufacture of soft drinks like lemonade, orangeade, cola, fruit drinks, tonic waters etc.	959	351648	18450	-	-	-	18450	199535	-	-	-	199535	128801	3371	28	-	132143	770	750	-	-	1520
113		3	36	-	-	-	-	-	-	-	-	-	-	36	-	-	-	36	-	-	-	-	-
1139		3	36	-	-	-	-	-	-	-	-	-	-	36	-	-	-	36	-	-	-	-	-
11399		3	36	-	-	-	-	-	-	-	-	-	-	36	-	-	-	36	-	-	-	-	-
12	Manufacture of tobacco products	12537	4085350	94850	220	-	-	95070	3305063	28085	-	-	3333148	631666	27692	2236	11	657132	-	-	-	-	-
120	Manufacture of tobacco products	12537	4085350	94850	220	-	-	95070	3305063	28085	-	-	3333148	631666	27692	2236	11	657132	-	-	-	-	-
1200	Manufacture of tobacco products	12537	4085350	94850	220	-	-	95070	3305063	28085	-	-	3333148	631666	27692	2236	11	657132	-	-	-	-	-
12001	Manufacture of tobacco products and products of tobacco substitutes etc.	12459	4084245	94850	220	-	-	95070	3305063	28085	-	-	3333148	630561	27692	2236	11	656027	-	-	-	-	-
12009	Others (Manufacture of tobacco products)	78	1105	-	-	-	-	-	-	-	-	-	-	1105	-	-	-	1105	-	-	-	-	-
13	Manufacture of textiles	558885	11866495	541945	6661	-	-	548606	7565465	36377	23184	21877	7600534	3547613	82358	7214	76189	3698947	17676	732	-	-	18407
131	Spinning, weaving and finishing of textiles	11741	5086265	30720	-	-	-	30720	3662164	18600	-	-	3680764	1340129	34064	330	-	1373863	864	54	-	-	918
1311	Preparation and spinning of textile fibres	2860	1366810	30000	-	-	-	30000	926215	-	-	-	926215	406152	4389	-	-	410541	-	54	-	-	54
13111	Preparatory operations on textile fibres	288	106445	30000	-	-	-	30000	32250	-	-	-	32250	39857	4284	-	-	44141	-	54	-	-	54
13112	Spinning and manufacture of yarn or thread	2572	1260365	-	-	-	-	-	893965	-	-	-	893965	366295	105	-	-	366400	-	-	-	-	-
1312	Weaving of textiles	5183	797588	720	-	-	-	720	484429	2500	-	-	486929	300516	8889	330	-	309075	864	-	-	-	864
13121	Manufacture of broad woven cotton-type, woollen-type, worsted-type or silk-type fabrics	3855	642283	-	-	-	-	-	355635	2500	-	-	358135	280544	3503	330	-	283716	432	-	-	-	432

Major Industrial Group		No. of reporting units	Total GFCF	Dwelling (residential)					Other building and structure Machinery and equipment					Machinery and equipment					Intellectual Property Products				
				Acquisition of Fixed Assets(New/ Existing)	Addition/A Iteration and Major Improvements	Sale Proceeds from disposal of of fixed assets	Own account capital formation	GFCF	Acquisition of Fixed Assets(New/ Existing)	Addition/ Alteration and Major Improvements	Sale Proceeds from disposal of fixed assets	Own account capital formation	GFCF	Acquisition of Fixed Assets (New/Existing)	Addition/ Alteration and Major Improvements	Sale Proceeds from disposal of fixed assets	Own account capital formation	GFCF	Acquisition of Fixed Assets (New/ Existing)	Addition/ Alteration and Major Improvements	Sale Proceeds from disposal of of fixed assets	Own account capital formation	GFCF
PSIC Code	Description																						
1	2		4	5	6	7	8	9	10	11	12	13	14	15	16	17	18	19	20	21	22	23	24
13122	Manufacture of other broad woven fabrics, using flax, ramie, hemp, jute, bast fibres and special yarns	76	5652	-	-	-	-	-	-	-	-	-	-	-	5220	-	-	5220	432	-	-	-	432
13129	Others (Weaving of textiles)	1252	149652	720	-	-	-	720	128794	-	-	-	128794	19972	166	-	-	20138	-	-	-	-	-
1313	Finishing of textiles	3698	2921867	-	-	-	-	-	2251520	16100	-	-	2267620	633461	20786	-	-	654247	-	-	-	-	-
13131	Bleaching and dyeing of textile fibres, yarns, fabrics and textile articles, including wearing apparel	2334	2537431	-	-	-	-	-	2119340	-	-	-	2119340	416905	1186	-	-	418091	-	-	-	-	-
13132	Dressing, drying, steaming, shrinking, mending, Sanforizing, mercerizing of textiles and textile articles, including wearing apparel	962	333664	-	-	-	-	-	92750	16100	-	-	108850	205214	19600	-	-	224814	-	-	-	-	-
13139	Others (Finishing of textiles)	402	50772	-	-	-	-	-	39430	-	-	-	39430	11342	-	-	-	11342	-	-	-	-	-
139	Manufacture of other textiles	547144	6780230	511225	6661	-	-	517886	3903301	17777	23184	21877	3919770	2207484	48295	6884	76189	2325084	16812	678	-	-	17489
1391	Manufacture of knitted and crocheted fabrics	1071	9904	-	-	-	-	-	-	-	-	-	-	7045	2859	-	-	9904	-	-	-	-	-
13910	Manufacture and processing of knitted or crocheted fabrics etc.	1071	9904	-	-	-	-	-	-	-	-	-	-	7045	2859	-	-	9904	-	-	-	-	-
1392	Manufacture of made-up textile articles, except apparel	31698	1605090	170639	3314	-	-	173953	792524	3634	1890	-	794268	633625	1416	528	1755	636269	306	294	-	-	600
13921	Manufacture, of made-up articles of any textile material	23525	1004836	164009	3314	-	-	167323	462050	1638	1890	-	461798	374698	1228	510	5	375421	-	294	-	-	294
13922	Manufacture of made-up furnishing articles	7282	341351	6630	-	-	-	6630	160754	1836	-	-	162590	170045	31	-	1750	171825	306	-	-	-	306
13925		17	2380	-	-	-	-	-	-	-	-	-	-	2380	-	-	-	2380	-	-	-	-	-
13929	Others (Manufacture of made-up textile articles, except apparel)	874	256523	-	-	-	-	-	169720	160	-	-	169880	86503	158	18	-	86643	-	-	-	-	-
1393	Manufacture of carpets and rugs	56179	487094	910	-	-	-	910	339078	670	-	-	339748	141142	5363	106	10	146409	28	-	-	-	28
13930	Manufacture of textile floor coverings like carpets, rugs and mats, tiles etc.	56179	487094	910	-	-	-	910	339078	670	-	-	339748	141142	5363	106	10	146409	28	-	-	-	28
1394	Manufacture of cordage, rope, twine and netting	31731	475431	46800	998	-	-	47798	245469	1617	-	-	247086	170875	10275	680	-	180470	77	-	-	-	77
13941	Manufacture of twine, cordage, rope and cables of textile fibres or strip or the like	22078	241131	4210	-	-	-	4210	212329	420	-	-	212749	17441	6885	230	-	24096	77	-	-	-	77
13942	Manufacture of knotted netting of twine, cordage or rope including products of rope or netting	9653	234299	42590	998	-	-	43588	33140	1197	-	-	34337	153435	3390	450	-	156374	-	-	-	-	-
1399	Manufacture of other textiles n.e.c.	426465	4202711	292876	2349	-	-	295225	2526231	11856	21294	21877	2538669	1254797	28382	5570	74423	1352032	16401	384	-	-	16785
13991	Manufacture of labels, badges etc.	854	4984	-	-	-	-	-	-	-	-	-	-	4977	124	116	-	4984	-	-	-	-	-

Major Industrial Group		No. of reporting units	Total GFCF	Dwelling (residential)					Other building and structure Machinery and equipment					Machinery and equipment					Intellectual Property Products				
				Acquisition of Fixed Assets(New/ Existing)	Addition/A Iteration and Major Improvements	Sale Proceeds from disposal of of fixed assets	Own account capital formation	GFCF	Acquisition of Fixed Assets(New/ Existing)	Addition/ Alteration and Major Improvements	Sale Proceeds from disposal of fixed assets	Own account capital formation	GFCF	Acquisition of Fixed Assets (New/Existing)	Addition/ Alteration and Major Improvements	Sale Proceeds from disposal of fixed assets	Own account capital formation	GFCF	Acquisition of Fixed Assets (New/ Existing)	Addition/ Alteration and Major Improvements	Sale Proceeds from disposal of of fixed assets	Own account capital formation	GFCF
PSIC Code	Description																						
1	2		4	5	6	7	8	9	10	11	12	13	14	15	16	17	18	19	20	21	22	23	24
13992	Manufacture of tulles and other net fabrics, and of lace and embroidery/ ornamental trimmings	408720	3911733	286354	567	-	-	286921	2300439	6142	19734	21828	2308676	1202967	26915	4661	74129	1299351	16401	384	-	-	16785
13999	Others (Manufacture of other textiles)	16891	285994	6522	1782	-	-	8304	225792	5714	1561	49	229993	46853	1343	793	294	47697	-	-	-	-	-
14	Manufacture of wearing apparel	96994	1795088	194676	326	-	-	195002	679917	19800	-	2558	702274	863708	31835	5297	3582	893828	3957	8	4	23	3984
141	Manufacture of wearing apparel, except fur apparel	84662	1671102	188831	326	-	-	189157	638173	16914	-	1756	656843	793035	29999	2450	2830	823414	1657	8	-	23	1688
1410	Manufacture of wearing apparel, except fur apparel	84662	1671102	188831	326	-	-	189157	638173	16914	-	1756	656843	793035	29999	2450	2830	823414	1657	8	-	23	1688
14101	Manufacture of wearing apparel made of leather or composition leather	318	3972	-	-	-	-	-	-	1050	-	-	1050	2892	30	-	-	2922	-	-	-	-	-
14102	Manufacture of other outerwear/ work wear	32213	1194381	188411	326	-	-	188737	414433	1806	-	-	416239	567506	19426	280	1096	587748	1657	-	-	-	1657
14103	Manufacture of underwear and nightwear	919	29	-	-	-	-	-	-	-	-	-	-	29	-	-	-	29	-	-	-	-	-
14104	Manufacture of babies' garments, tracksuits and others etc.	959	156438	-	-	-	-	-	88146	8250	-	-	96396	53931	6111	-	-	60042	-	-	-	-	-
14105	Manufacture of other clothing accessories such as gloves, belts, shawls, ties, cravats, hairnets etc./ hats and caps	48948	282005	420	-	-	-	420	116179	5373	-	1408	122960	154155	4330	1626	1734	158593	-	8	-	23	31
14106	Manufacture of footwear of textile material without applied soles	35	2877	-	-	-	-	-	2450	-	-	-	2450	427	-	-	-	427	-	-	-	-	-
14109	Others (Manufacture of wearing apparel, except fur apparel)	1270	31401	-	-	-	-	-	16965	435	-	348	17748	14095	102	544	-	13653	-	-	-	-	-
142	Manufacture of articles of fur	166	-	-	-	-	-	-	-	-	-	-	-	-	-	-	-	-	-	-	-	-	-
1420	Manufacture of articles of fur	166	-	-	-	-	-	-	-	-	-	-	-	-	-	-	-	-	-	-	-	-	-
14200	Manufacture of articles made of fur skins	166	-	-	-	-	-	-	-	-	-	-	-	-	-	-	-	-	-	-	-	-	-
143	Manufacture of knitted and crocheted apparel	12166	123986	5845	-	-	-	5845	41744	2885	-	802	45431	70672	1837	2847	752	70414	2300	-	4	-	2296
1430	Manufacture of knitted and crocheted apparel	12166	123986	5845	-	-	-	5845	41744	2885	-	802	45431	70672	1837	2847	752	70414	2300	-	4	-	2296
14301	Manufacture of knitted or crocheted wearing apparel and other made-up articles like pullovers, cardigans, jerseys, waistcoats and similar articles	9869	36220	5145	-	-	-	5145	16224	1185	-	802	18211	12266	1477	1647	752	12848	20	-	4	-	16
14302	Manufacture of hosiery, including socks, tights and pantyhose	1353	16430	-	-	-	-	-	-	-	-	-	-	15950	360	180	-	16130	300	-	-	-	300
14309	Others (Manufacture of knitting and crocheted apparel)	944	71336	700	-	-	-	700	25520	1700	-	-	27220	42456	-	1020	-	41436	1980	-	-	-	1980
15	Manufacture of leather and related products	27859	1170010	82465	-	-	-	82465	909030	1095	-	-	910125	170002	4267	35	2702	176936	489	55	61	-	483

Major Industrial Group		No. of reporting units	Total GFCF	Dwelling (residential)					Other building and structure Machinery and equipment					Machinery and equipment					Intellectual Property Products				
				Acquisition of Fixed Assets(New/ Existing)	Addition/A Iteration and Major Improvements	Sale Proceeds from disposal of of fixed assets	Own account capital formation	GFCF	Acquisition of Fixed Assets(New/ Existing)	Addition/ Alteration and Major Improvements	Sale Proceeds from disposal of fixed assets	Own account capital formation	GFCF	Acquisition of Fixed Assets (New/Existing)	Addition/ Alteration and Major Improvements	Sale Proceeds from disposal of fixed assets	Own account capital formation	GFCF	Acquisition of Fixed Assets (New/ Existing)	Addition/ Alteration and Major Improvements	Sale Proceeds from disposal of of fixed assets	Own account capital formation	GFCF
PSIC Code	Description																						
1	2		4	5	6	7	8	9	10	11	12	13	14	15	16	17	18	19	20	21	22	23	24
151	Tanning and dressing of leather; manufacture of luggage, handbags, saddlery and harness; dressing and dyeing of fur	1548	209217	1330	-	-	-	1330	178612	-	-	-	178612	28791	484	-	-	29275	-	-	-	-	-
1511	Tanning and dressing of leather; dressing and dyeing of fur	282	94508	-	-	-	-	-	84972	-	-	-	84972	9500	36	-	-	9536	-	-	-	-	-
15111	Tanning, dyeing and dressing of hides and skins	93	87776	-	-	-	-	-	79500	-	-	-	79500	8276	-	-	-	8276	-	-	-	-	-
15112	Scraping, shearing, plucking, currying, tanning, bleaching and dyeing of fur skins and hides with the hair on	107	5832	-	-	-	-	-	5472	-	-	-	5472	324	36	-	-	360	-	-	-	-	-
15119	Others (Tanning and dressing of leather, dressing and dying of fur)	82	900	-	-	-	-	-	-	-	-	-	-	900	-	-	-	900	-	-	-	-	-
1512	Manufacture of luggage, handbags and the like, saddlery and harness	1266	114709	1330	-	-	-	1330	93640	-	-	-	93640	19291	448	-	-	19739	-	-	-	-	-
15121	Manufacture of luggage, handbags and the like, of leather, composition leather or any other material	908	105128	1330	-	-	-	1330	93640	-	-	-	93640	10010	148	-	-	10158	-	-	-	-	-
15122	Manufacture of diverse articles of leather or composition leather	132	941	-	-	-	-	-	-	-	-	-	-	651	290	-	-	941	-	-	-	-	-
15129	Others (Manufacture of luggage, handbags and the saddlery and harness)	226	8640	-	-	-	-	-	-	-	-	-	-	8630	10	-	-	8640	-	-	-	-	-
152	Manufacture of footwear	26311	960792	81135	-	-	-	81135	730418	1095	-	-	731513	141211	3783	35	2702	147661	489	55	61	-	483
1520	Manufacture of footwear	26311	960792	81135	-	-	-	81135	730418	1095	-	-	731513	141211	3783	35	2702	147661	489	55	61	-	483
15201	Manufacture of footwear for all purposes, of any material, by any process	16849	479264	79735	-	-	-	79735	291693	1060	-	-	292753	101383	2480	35	2702	106531	263	43	61	-	245
15202	Manufacture of leather parts of footwear etc.	7056	477939	1400	-	-	-	1400	438725	35	-	-	438760	36572	1076	-	-	37649	118	12	-	-	130
15209	Others (Manufacture of footwear)	2406	3590	-	-	-	-	-	-	-	-	-	-	3255	226	-	-	3482	108	-	-	-	108
16	Manufacture of wood and of products of wood and cork, except furniture, manufacture of articles of straw and plaiting materials	147562	7010920	90900	1215	1215	-	90900	4424317	28191	4356	7004	4455156	2352835	99094	10198	14970	2456700	8112	70	18	-	8165
161	Sawmilling and planning of wood	17920	3319258	-	-	-	-	-	2182412	17176	-	1875	2201462	1042874	61808	3636	12080	1113126	4600	70	-	-	4670
1610	Sawmilling and planning of wood	17920	3319258	-	-	-	-	-	2182412	17176	-	1875	2201462	1042874	61808	3636	12080	1113126	4600	70	-	-	4670
16101	Sawing, planning and machining of wood/ slicing, peeling or chipping logs	16716	3252904	-	-	-	-	-	2141152	16852	-	1875	2159878	1018104	61808	3636	12080	1088356	4600	70	-	-	4670
16102	Manufacture of wooden railway sleepers	35	-	-	-	-	-	-	-	-	-	-	-	-	-	-	-	-	-	-	-	-	-

Major Industrial Group		No. of reporting units	Total GFCF	Dwelling (residential)					Other building and structure Machinery and equipment					Machinery and equipment					Intellectual Property Products				
				Acquisition of Fixed Assets(New/ Existing)	Addition/A lteration and Major Improveme nts	Sale Proceeds from disposal of of fixed assets	Own account capital formation	GFCF	Acquisition of Fixed Assets(New/ Existing)	Addition/ Alteration and Major Improvem ents	Sale Proceeds from disposal of fixed assets	Own account capital formation	GFCF	Acquisition of Fixed Assets (New/Existi ng)	Addition/ Alteration and Major Improveme nts	Sale Proceeds from disposal of fixed assets	Own account capital formation	GFCF	Acquisition of Fixed Assets (New/ Existing)	Addition/ Alteration and Major Improveme nts	Sale Proceeds from disposal of of fixed assets	Own account capital formatio n	GFCF
PSIC Code	Description																						
1	2		4	5	6	7	8	9	10	11	12	13	14	15	16	17	18	19	20	21	22	23	24
16103	Manufacture of unassembled wooden flooring/ wood wool, wood flour, chips, particles	270	23227	-	-	-	-	-	8860	-	-	-	8860	14367	-	-	-	14367	-	-	-	-	-
16109	Others (Manufacture of Sawmilling and planning of wood)	899	43127	-	-	-	-	-	32400	324	-	-	32724	10403	-	-	-	10403	-	-	-	-	-
162	Manufacture of products of wood, cork, straw and plaiting materials	129642	3691662	90900	1215	1215	-	90900	2241905	11016	4356	5129	2253694	1309961	37285	6562	2890	1343574	3512	-	18	-	3495
1621	Manufacture of veneer sheets and wood-based panels	6106	223306	13650	-	-	-	13650	147137	1554	-	54	148745	58539	3370	1544	546	60911	-	-	-	-	-
16211	Manufacture of veneer sheets	62	683	-	-	-	-	-	-	92	-	-	92	331	219	-	41	591	-	-	-	-	-
16212	Manufacture of plywood, veneer panels and similar laminated wood boards and sheets	296	942	-	-	-	-	-	-	-	-	-	-	799	143	-	-	942	-	-	-	-	-
16213	Manufacture of particle board and fibreboard/ densified wood etc.	79	6490	-	-	-	-	-	-	-	-	-	-	6460	30	-	-	6490	-	-	-	-	-
16219	Others (Manufacture of veneer sheets and wood-based panels)	5669	215191	13650	-	-	-	13650	147137	1462	-	54	148653	50949	2978	1544	505	52888	-	-	-	-	-
1622	Manufacture of builders' carpentry and joinery	15099	1089134	5250	-	-	-	5250	540071	5561	4356	4760	546036	524969	15005	3149	988	537813	35	-	-	-	35
16221	Manufacture of wooden goods intended to be used in the construction industry	12124	929855	5250	-	-	-	5250	537201	5561	4356	4760	543166	369275	14290	3114	988	381439	-	-	-	-	-
16222	Manufacture of prefabricated buildings, or elements thereof, predominantly of wood/ mobile homes / wood partitions etc.	2975	159279	-	-	-	-	-	2870	-	-	-	2870	155694	715	35	-	156374	35	-	-	-	35
1623	Manufacture of wooden containers	6137	464501	14050	-	-	-	14050	283347	140	-	-	283487	165948	1047	31	-	166964	-	-	-	-	-
16231	Manufacture of packing cases, boxes, crates, drums/ cable-drums etc. of wood	5262	77777	12250	-	-	-	12250	11965	140	-	-	12105	53423	17	18	-	53422	-	-	-	-	-
16232	Manufacture of pallets, box pallets and other load boards of wood/ manufacture of barrels, vats, tubs and other coopers' products of wood	803	383512	1800	-	-	-	1800	269150	-	-	-	269150	111546	1030	14	-	112562	-	-	-	-	-
16233	Manufacture of wooden cable-drums	72	3211	-	-	-	-	-	2232	-	-	-	2232	979	-	-	-	979	-	-	-	-	-
1629	Manufacture of other products of wood; manufacture of articles of cork, straw and plaiting materials	102300	1914721	57950	1215	1215	-	57950	1271350	3761	-	315	1275426	560506	17863	1838	1356	577886	3477	-	18	-	3460
16291	Manufacture of various wood products (see detail in description)	28404	1074555	49000	1215	1215	-	49000	552603	2380	-	315	555298	453465	13712	1628	1356	466904	3371	-	18	-	3354

Major Industrial Group		No. of reporting units	Total GFCF	Dwelling (residential)					Other building and structure Machinery and equipment					Machinery and equipment					Intellectual Property Products				
				Acquisition of Fixed Assets(New/ Existing)	Addition/A Iteration and Major Improvements	Sale Proceeds from disposal of of fixed assets	Own account capital formation	GFCF	Acquisition of Fixed Assets(New/ Existing)	Addition/ Alteration and Major Improvements	Sale Proceeds from disposal of fixed assets	Own account capital formation	GFCF	Acquisition of Fixed Assets (New/Existing)	Addition/ Alteration and Major Improvements	Sale Proceeds from disposal of fixed assets	Own account capital formation	GFCF	Acquisition of Fixed Assets (New/ Existing)	Addition/ Alteration and Major Improvements	Sale Proceeds from disposal of of fixed assets	Own account capital formation	GFCF
PSIC Code	Description																						
1	2		4	5	6	7	8	9	10	11	12	13	14	15	16	17	18	19	20	21	22	23	24
16292	Natural cork processing, manufacture of agglomerated cork / articles of cork etc.	23974	37094	-	-	-	-	-	25275	-	-	-	25275	11073	850	210	-	11713	106	-	-	-	106
16299	Others(Manufacture of other products of wood, manufacture of articles of cork, straw and planting materials)	49922	803072	8950	-	-	-	8950	693472	1381	-	-	694853	95968	3301	-	-	99269	-	-	-	-	-
17	Manufacture of paper and paper products	2281	294663	60000	-	-	400	60400	185700	1245	1800	2600	187745	45964	564	34	25	46518	-	-	-	-	-
170	Manufacture of paper and paper products	2281	294663	60000	-	-	400	60400	185700	1245	1800	2600	187745	45964	564	34	25	46518	-	-	-	-	-
1701	Manufacture of pulp, paper and paperboard	215	39900	-	-	-	-	-	33600	-	-	-	33600	6300	-	-	-	6300	-	-	-	-	-
17013	Manufacture of paper and paperboard/ further processing of paper and paperboard	135	-	-	-	-	-	-	-	-	-	-	-	-	-	-	-	-	-	-	-	-	-
17014	Manufacture of newsprint and other printing or writing paper	11	-	-	-	-	-	-	-	-	-	-	-	-	-	-	-	-	-	-	-	-	-
17019	Others (Manufacture of pulp, paper and paperboard)	69	39900	-	-	-	-	-	33600	-	-	-	33600	6300	-	-	-	6300	-	-	-	-	-
1702	Manufacture of corrugated paper and paperboard and of containers of paper and paperboard	1977	254463	60000	-	-	400	60400	152100	1200	1800	2600	154100	39409	564	34	25	39963	-	-	-	-	-
17021	Manufacture of corrugated paper and paperboard and their container etc.	279	6912	-	-	-	-	-	-	-	-	-	-	6912	-	-	-	6912	-	-	-	-	-
17022	Manufacture of sacks, bags, office box files and similar articles of paper	1689	247549	60000	-	-	400	60400	152100	1200	1800	2600	154100	32495	564	34	25	33049	-	-	-	-	-
17029	Others (Manufacture of corrugated paper and paperboard and containers of paper and paperboard)	9	2	-	-	-	-	-	-	-	-	-	-	2	-	-	-	2	-	-	-	-	-
1709	Manufacture of other articles of paper and paperboard	89	300	-	-	-	-	-	-	45	-	-	45	255	-	-	-	255	-	-	-	-	-
17092	Manufacture of printing and writing paper, computer printout paper, self-copy paper etc. ready for use	17	-	-	-	-	-	-	-	-	-	-	-	-	-	-	-	-	-	-	-	-	-
17099	Others (Manufacture of other articles of paper and paperboard)	72	300	-	-	-	-	-	-	45	-	-	45	255	-	-	-	255	-	-	-	-	-
18	Printing and reproduction of recorded media	8579	894900	-	-	-	-	-	376454	2592	-	8075	387121	477301	12421	4220	6853	492356	14701	48	-	675	15424
181	Printing and service activities related to printing	8579	894900	-	-	-	-	-	376454	2592	-	8075	387121	477301	12421	4220	6853	492356	14701	48	-	675	15424
1811	Printing	3567	831592	-	-	-	-	-	340194	2457	-	6750	349401	460990	9972	4160	6335	473137	8331	48	-	675	9054

Major Industrial Group		No. of reporting units	Total GFCF	Dwelling (residential)					Other building and structure Machinery and equipment					Machinery and equipment					Intellectual Property Products				
				Acquisition of Fixed Assets(New/ Existing)	Addition/A lteration and Major Improveme nts	Sale Proceeds from disposal of of fixed assets	Own account capital formation	GFCF	Acquisition of Fixed Assets(New/ Existing)	Addition/ Alteration and Major Improvem ents	Sale Proceeds from disposal of fixed assets	Own account capital formation	GFCF	Acquisition of Fixed Assets (New/Existi ng)	Addition/ Alteration and Major Improveme nts	Sale Proceeds from disposal of fixed assets	Own account capital formation	GFCF	Acquisition of Fixed Assets (New/ Existing)	Addition/ Alteration and Major Improveme nts	Sale Proceeds from disposal of of fixed assets	Own account capital formatio n	GFCF
PSIC Code	Description																						
1	2		4	5	6	7	8	9	10	11	12	13	14	15	16	17	18	19	20	21	22	23	24
18111	Printing of newspapers, magazines and other periodicals	330	20478	-	-	-	-	-	-	-	-	-	-	20478	-	-	-	20478	-	-	-	-	-
18112	Printing of books and brochures, music and music manuscripts, maps, atlases, posters, advertising catalogues, prospectuses and other printed advertising,	2568	735144	-	-	-	-	-	304994	2457	-	6750	314201	400579	9140	4160	6330	411889	8331	48	-	675	9054
18114	Printing of diaries, calendars, business forms and other commercial printed matter, personal stationery and other printed matter by letterpress, offset, photogravure, flexographic and other printing presses, duplication machines, computer printers, emboss	70	4209	-	-	-	-	-	-	-	-	-	-	4209	-	-	-	4209	-	-	-	-	-
18115	Printing directly onto textiles, plastic, glass, metal, wood and ceramics (except silk-screen printing on textiles and wearing apparel)	206	331	-	-	-	-	-	-	-	-	-	-	326	-	-	5	331	-	-	-	-	-
18119	Other printing n.e.c.	393	71430	-	-	-	-	-	35200	-	-	-	35200	35398	832	-	-	36230	-	-	-	-	-
1812	Service activities related to printing	5012	63308	-	-	-	-	-	36260	135	-	1325	37720	16312	2449	60	518	19218	6370	-	-	-	6370
18121	Binding of printed sheets	1868	32911	-	-	-	-	-	21700	135	-	1325	23160	4757	1144	-	-	5901	3850	-	-	-	3850
18122	Composition, typesetting, phototypesetting, pre-press data input including scanning and optical character recognition, electronic make-up	153	22148	-	-	-	-	-	14000	-	-	-	14000	5110	-	-	518	5628	2520	-	-	-	2520
18123	Plate-making services including image-setting and plate-setting	583	2368	-	-	-	-	-	560	-	-	-	560	1508	360	60	-	1808	-	-	-	-	-
18124	Preparation of plates and dies	146	1862	-	-	-	-	-	-	-	-	-	-	1170	692	-	-	1862	-	-	-	-	-
18125	Design of printing products e.g. sketches, layouts, dummies etc.	224	2544	-	-	-	-	-	-	-	-	-	-	2544	-	-	-	2544	-	-	-	-	-
18126	Other graphic activities such as die-sinking or die-stamping, Braille copying, embossing, varnishing and laminating, collating and insetting, creasing	133	-	-	-	-	-	-	-	-	-	-	-	-	-	-	-	-	-	-	-	-	-
18129	Other (Service activities related to printing)	1905	1476	-	-	-	-	-	-	-	-	-	-	1223	253	-	-	1476	-	-	-	-	-
19	Manufacture of coke and refined petroleum products	4105	13831	-	-	-	-	-	7000	432	-	-	7432	6370	29	-	-	6399	-	-	-	-	-
191	Manufacture of coke oven products	195	13399	-	-	-	-	-	7000	-	-	-	7000	6370	29	-	-	6399	-	-	-	-	-

Major Industrial Group		No. of reporting units	Total GFCF	Dwelling (residential)					Other building and structure Machinery and equipment					Machinery and equipment					Intellectual Property Products				
				Acquisition of Fixed Assets(New/ Existing)	Addition/A Iteration and Major Improvements	Sale Proceeds from disposal of fixed assets	Own account capital formation	GFCF	Acquisition of Fixed Assets(New/ Existing)	Addition/ Alteration and Major Improvements	Sale Proceeds from disposal of fixed assets	Own account capital formation	GFCF	Acquisition of Fixed Assets (New/Existing)	Addition/ Alteration and Major Improvements	Sale Proceeds from disposal of fixed assets	Own account capital formation	GFCF	Acquisition of Fixed Assets (New/ Existing)	Addition/ Alteration and Major Improvements	Sale Proceeds from disposal of fixed assets	Own account capital formation	GFCF
PSIC Code	Description																						
1	2		4	5	6	7	8	9	10	11	12	13	14	15	16	17	18	19	20	21	22	23	24
1910	Manufacture of coke oven products	195	13399	-	-	-	-	-	7000	-	-	-	7000	6370	29	-	-	6399	-	-	-	-	-
19101	Operation of coke ovens	16	-	-	-	-	-	-	-	-	-	-	-	-	-	-	-	-	-	-	-	-	-
19102	Production of coke and semi-coke/ production of coke oven gas	35	13370	-	-	-	-	-	7000	-	-	-	7000	6370	-	-	-	6370	-	-	-	-	-
19104	Production of crude coal and lignite tars	144	29	-	-	-	-	-	-	-	-	-	-	-	29	-	-	29	-	-	-	-	-
192	Manufacture of refined petroleum products	3910	432	-	-	-	-	-	-	432	-	-	432	-	-	-	-	-	-	-	-	-	-
1920	Manufacture of refined petroleum products	3910	432	-	-	-	-	-	-	432	-	-	432	-	-	-	-	-	-	-	-	-	-
19206	Manufacture of hard-coal and lignite fuel briquettes / petroleum briquettes	180	432	-	-	-	-	-	-	432	-	-	432	-	-	-	-	-	-	-	-	-	-
19207	Blending of bio fuels	3730	-	-	-	-	-	-	-	-	-	-	-	-	-	-	-	-	-	-	-	-	-
20	Manufacture of chemicals and chemical products	1028	151561	-	-	-	-	-	112800	-	-	-	112800	38237	524	-	-	38761	-	-	-	-	-
202	Manufacture of other chemical products	719	126805	-	-	-	-	-	96000	-	-	-	96000	30724	81	-	-	30805	-	-	-	-	-
2022	Manufacture of paints, varnishes and similar coatings, printing ink and mastics	79	41820	-	-	-	-	-	34000	-	-	-	34000	7820	-	-	-	7820	-	-	-	-	-
20221	Manufacture of paints and varnishes, enamels or lacquers	68	41820	-	-	-	-	-	34000	-	-	-	34000	7820	-	-	-	7820	-	-	-	-	-
20222	Manufacture of prepared pigments and dyes, opacifiers and colours	11	-	-	-	-	-	-	-	-	-	-	-	-	-	-	-	-	-	-	-	-	-
2023	Manufacture of soap and detergents, cleaning and polishing preparations, perfumes and toilet preparations	609	82985	-	-	-	-	-	62000	-	-	-	62000	20904	81	-	-	20985	-	-	-	-	-
20232	Manufacture of soap	150	3609	-	-	-	-	-	-	-	-	-	-	3609	-	-	-	3609	-	-	-	-	-
20234	Manufacture of surface-active preparations (washing powders and detergents, dish-washing preparations, textile softeners)	43	4732	-	-	-	-	-	-	-	-	-	-	4732	-	-	-	4732	-	-	-	-	-
20235	Manufacture of cleaning and polishing products	416	74644	-	-	-	-	-	62000	-	-	-	62000	12563	81	-	-	12644	-	-	-	-	-
2029	Manufacture of other chemical products n.e.c.	31	2000	-	-	-	-	-	-	-	-	-	-	2000	-	-	-	2000	-	-	-	-	-
20294	Manufacture of photographic plates, films, sensitized paper and other sensitized unexposed materials	15	-	-	-	-	-	-	-	-	-	-	-	-	-	-	-	-	-	-	-	-	-
20298	Manufacture of matches	16	2000	-	-	-	-	-	-	-	-	-	-	2000	-	-	-	2000	-	-	-	-	-
203	Manufacture of man-made fibres	309	24756	-	-	-	-	-	16800	-	-	-	16800	7513	443	-	-	7956	-	-	-	-	-
2030	Manufacture of man-made fibres	309	24756	-	-	-	-	-	16800	-	-	-	16800	7513	443	-	-	7956	-	-	-	-	-

Major Industrial Group		No. of reporting units	Total GFCF	Dwelling (residential)					Other building and structure Machinery and equipment					Machinery and equipment					Intellectual Property Products				
				Acquisition of Fixed Assets(New/ Existing)	Addition/A Iteration and Major Improvements	Sale Proceeds from disposal of of fixed assets	Own account capital formation	GFCF	Acquisition of Fixed Assets(New/ Existing)	Addition/ Alteration and Major Improvements	Sale Proceeds from disposal of fixed assets	Own account capital formation	GFCF	Acquisition of Fixed Assets (New/Existing)	Addition/ Alteration and Major Improvements	Sale Proceeds from disposal of fixed assets	Own account capital formation	GFCF	Acquisition of Fixed Assets (New/ Existing)	Addition/ Alteration and Major Improvements	Sale Proceeds from disposal of of fixed assets	Own account capital formation	GFCF
PSIC Code	Description																						
1	2		4	5	6	7	8	9	10	11	12	13	14	15	16	17	18	19	20	21	22	23	24
20302	Manufacture of synthetic or artificial staple fibres, not carded, combed or otherwise processed for spinning	67	670	-	-	-	-	-	-	-	-	-	-	670	-	-	-	670	-	-	-	-	-
20303	Manufacture of synthetic or artificial filament yarn, including high-tenacity yarn	37	-	-	-	-	-	-	-	-	-	-	-	-	-	-	-	-	-	-	-	-	-
20309	Others (Manufacture of man-made fibres)	205	24086	-	-	-	-	-	16800	-	-	-	16800	6843	443	-	-	7286	-	-	-	-	-
21	Manufacture of basic pharmaceutical products and pharmaceutical preparations	53	68641	-	-	-	-	-	52500	-	-	-	52500	16078	63	-	-	16141	-	-	-	-	-
210	Manufacture of pharmaceuticals, medicinal chemical and botanical product	53	68641	-	-	-	-	-	52500	-	-	-	52500	16078	63	-	-	16141	-	-	-	-	-
2100	Manufacture of pharmaceuticals, medicinal chemical and botanical products	53	68641	-	-	-	-	-	52500	-	-	-	52500	16078	63	-	-	16141	-	-	-	-	-
21003	Manufacture of medicaments including homeopathic preparations	53	68641	-	-	-	-	-	52500	-	-	-	52500	16078	63	-	-	16141	-	-	-	-	-
22	Manufacture of rubber and plastics products	7305	1654865	28860	2700	-	135	31695	929229	7855	140	204936	1141880	447511	10320	1410	23403	479823	1037	160	-	270	1467
221	Manufacture of rubber products	545	20168	-	-	-	-	-	-	-	-	-	-	19945	223	-	-	20168	-	-	-	-	-
2211	Manufacture of rubber tyres and tubes; retreading and rebuilding of rubber tyres	83	-	-	-	-	-	-	-	-	-	-	-	-	-	-	-	-	-	-	-	-	-
22113	Manufacture of interchangeable tyre treads, tyre flaps, "camelback" strips for retreading tyres etc./ tyre rebuilding and retreading	21	-	-	-	-	-	-	-	-	-	-	-	-	-	-	-	-	-	-	-	-	-
22119	Others (Manufacture of rubber tyres and tubes, retreading and rebuilding of rubber tyres)	62	-	-	-	-	-	-	-	-	-	-	-	-	-	-	-	-	-	-	-	-	-
2219	Manufacture of other rubber products	462	20168	-	-	-	-	-	-	-	-	-	-	19945	223	-	-	20168	-	-	-	-	-
22191	Manufacture of other products of natural or synthetic rubber (see description for detail)	185	19763	-	-	-	-	-	-	-	-	-	-	19600	163	-	-	19763	-	-	-	-	-
22192	Manufacture of rubber brushes, pipe stems, combs, hair pins etc.	231	405	-	-	-	-	-	-	-	-	-	-	345	60	-	-	405	-	-	-	-	-
22199	Others (Manufacture of other rubber products)	46	-	-	-	-	-	-	-	-	-	-	-	-	-	-	-	-	-	-	-	-	-
222	Manufacture of plastics products	6760	1634697	28860	2700	-	135	31695	929229	7855	140	204936	1141880	427566	10097	1410	23403	459656	1037	160	-	270	1467
2220	Manufacture of plastics products	6760	1634697	28860	2700	-	135	31695	929229	7855	140	204936	1141880	427566	10097	1410	23403	459656	1037	160	-	270	1467
22201	Manufacture of semi-manufactures and finished plastic products/ plastic articles for the packing of goods	1506	190892	4860	-	-	-	4860	58644	2230	140	168	60902	122036	2794	168	-	124662	308	160	-	-	468

Major Industrial Group		No. of reporting units	Total GFCF	Dwelling (residential)					Other building and structure Machinery and equipment					Machinery and equipment					Intellectual Property Products				
				Acquisition of Fixed Assets(New/ Existing)	Addition/A lteration and Major Improveme nts	Sale Proceeds from disposal of of fixed assets	Own account capital formation	GFCF	Acquisition of Fixed Assets(New/ Existing)	Addition/ Alteration and Major Improvem ents	Sale Proceeds from disposal of fixed assets	Own account capital formation	GFCF	Acquisition of Fixed Assets (New/Existi ng)	Addition/ Alteration and Major Improveme nts	Sale Proceeds from disposal of fixed assets	Own account capital formation	GFCF	Acquisition of Fixed Assets (New/ Existing)	Addition/ Alteration and Major Improveme nts	Sale Proceeds from disposal of of fixed assets	Own account capital formatio n	GFCF
PSIC Code	Description																						
1	2		4	5	6	7	8	9	10	11	12	13	14	15	16	17	18	19	20	21	22	23	24
22202	Manufacture of builders' plastics ware(see note for detail)	603	18206	-	-	-	-	-	-	-	-	-	-	18206	-	-	-	18206	-	-	-	-	-
22203	Manufacture of plastic tableware, kitchenware and toilet articles	217	92945	13500	2700	-	135	16335	38000	-	-	108	38108	36585	1350	-	567	38502	-	-	-	-	-
22204	Manufacture of artificial stone/ plastic signs etc.	214	720	-	-	-	-	-	-	-	-	-	-	360	360	-	-	720	-	-	-	-	-
22209	Manufacture of other diverse plastic products	4220	1331934	10500	-	-	-	10500	832585	5625	-	204660	1042870	250379	5593	1242	22836	277566	729	-	-	270	999
23	Manufacture of other non-metallic mineral products	18511	11089918	59591	486	-	-	60077	7576123	38772	3140	1750	7613504	3367908	51714	19892	13387	3413117	3185	-	-	35	3220
231	Manufacture of glass and glass products	107	1080	-	-	-	-	-	-	-	-	-	-	1080	-	-	-	1080	-	-	-	-	-
2310	Manufacture of glass and glass products	107	1080	-	-	-	-	-	-	-	-	-	-	1080	-	-	-	1080	-	-	-	-	-
23109	Others (Manufacture of glass and glass products)	107	1080	-	-	-	-	-	-	-	-	-	-	1080	-	-	-	1080	-	-	-	-	-
239	Manufacture of non-metallic mineral products n.e.c.	18404	11088838	59591	486	-	-	60077	7576123	38772	3140	1750	7613504	3366828	51714	19892	13387	3412037	3185	-	-	35	3220
2392	Manufacture of clay building materials	6600	2094570	1944	486	-	-	2430	940394	2680	-	1750	944824	1131344	3747	385	12600	1147306	10	-	-	-	10
23921	Manufacture of non-refractory ceramic hearth or wall tiles, mosaic cubes etc.	1476	113362	-	-	-	-	-	79705	-	-	-	79705	33474	183	-	-	33657	-	-	-	-	-
23922	Manufacture of structural non-refractory clay building materials, like ceramic bricks, roofing tiles, pipes, conduits etc./ flooring blocks in baked clay	5124	1981207	1944	486	-	-	2430	860689	2680	-	1750	865119	1097870	3564	385	12600	1113649	10	-	-	-	10
2393	Manufacture of other porcelain and ceramic products	2001	20709	2872	-	-	-	2872	4460	175	140	-	4495	13528	112	298	-	13342	-	-	-	-	-
23931	Manufacture of ceramic tableware and other domestic or toilet articles etc.	1132	11672	72	-	-	-	72	1800	-	-	-	1800	10082	-	282	-	9800	-	-	-	-	-
23933	Manufacture of ceramic laboratory, chemical and industrial products etc.	35	-	-	-	-	-	-	-	-	-	-	-	-	-	-	-	-	-	-	-	-	-
23939	Manufacture of other porcelain and ceramic products n.e.c.	834	9037	2800	-	-	-	2800	2660	175	140	-	2695	3446	112	16	-	3542	-	-	-	-	-
2394	Manufacture of cement, lime and plaster	68	51456	-	-	-	-	-	48000	-	-	-	48000	3456	-	-	-	3456	-	-	-	-	-
23941	Manufacture of clinkers and hydraulic cements, including Portland, aluminous cement, slag cement and super phosphate cements	32	51456	-	-	-	-	-	48000	-	-	-	48000	3456	-	-	-	3456	-	-	-	-	-

Major Industrial Group		No. of reporting units	Total GFCF	Dwelling (residential)					Other building and structure Machinery and equipment					Machinery and equipment					Intellectual Property Products				
				Acquisition of Fixed Assets(New/ Existing)	Addition/A lteration and Major Improveme nts	Sale Proceeds from disposal of of fixed assets	Own account capital formation	GFCF	Acquisition of Fixed Assets(New/ Existing)	Addition/ Alteration and Major Improvem ents	Sale Proceeds from disposal of fixed assets	Own account capital formation	GFCF	Acquisition of Fixed Assets (New/Existi ng)	Addition/ Alteration and Major Improveme nts	Sale Proceeds from disposal of fixed assets	Own account capital formation	GFCF	Acquisition of Fixed Assets (New/ Existing)	Addition/ Alteration and Major Improveme nts	Sale Proceeds from disposal of of fixed assets	Own account capital formatio n	GFCF
PSIC Code	Description																						
1	2		4	5	6	7	8	9	10	11	12	13	14	15	16	17	18	19	20	21	22	23	24
23942	Manufacture of quicklime, slaked lime and hydraulic lime	36	-	-	-	-	-	-	-	-	-	-	-	-	-	-	-	-	-	-	-	-	-
2395	Manufacture of articles of concrete, cement and plaster	6643	3434215	54775	-	-	-	54775	2604647	20617	3000	-	2622264	751336	5611	750	420	756617	525	-	-	35	560
23951	Manufacture of precast concrete, cement or artificial stone articles and plaster articles for use in construction	4362	3041646	52675	-	-	-	52675	2357481	19505	3000	-	2373986	612626	3109	750	-	614985	-	-	-	-	-
23952	Manufacture of prefabricated structural components for buildings or civil engineering of cement, concrete or artificial stone	281	1546	-	-	-	-	-	-	-	-	-	-	1546	-	-	-	1546	-	-	-	-	-
23953	Manufacture of articles of asbestos-cement or cellulose fibre-cement or the like (sheets, panels, tiles,, pipes, troughs, basins, sinks, furniture, frames etc.)	1187	337808	2100	-	-	-	2100	247166	1112	-	-	248278	85268	1183	-	420	86871	525	-	-	35	560
23959	Manufacture of other articles of concrete, plaster, cement or artificial stone	813	53215	-	-	-	-	-	-	-	-	-	-	51895	1320	-	-	53215	-	-	-	-	-
2396	Cutting, shaping and finishing of stone	2442	5117197	-	-	-	-	-	3710201	15300	-	-	3725501	1365490	41648	18459	367	1389046	2650	-	-	-	2650
23961	Cutting, shaping and finishing of stone for use in construction, in cemeteries, on roads, as roofing etc.	2442	5117197	-	-	-	-	-	3710201	15300	-	-	3725501	1365490	41648	18459	367	1389046	2650	-	-	-	2650
2399	Manufacture of other non-metallic mineral products n.e.c.	650	370691	-	-	-	-	-	268421	-	-	-	268421	101674	596	-	-	102270	-	-	-	-	-
23991	Manufacture of millstones, sharpening or polishing stones and natural or artificial abrasive products, including abrasive products on a soft base	342	55720	-	-	-	-	-	126	-	-	-	126	54998	596	-	-	55594	-	-	-	-	-
23992	Manufacture of friction material and unmounted articles thereof with a base of mineral substances or of cellulose	308	314971	-	-	-	-	-	268295	-	-	-	268295	46676	-	-	-	46676	-	-	-	-	-
24	Manufacture of basic metals	6621	651820	-	-	-	-	-	229050	-	-	1150	230200	410550	11284	866	652	421620	-	-	-	-	-
241	Manufacture of basic iron and steel	309	28447	-	-	-	-	-	12650	-	-	1150	13800	14561	216	690	560	14647	-	-	-	-	-
2410	Manufacture of basic iron and steel	309	28447	-	-	-	-	-	12650	-	-	1150	13800	14561	216	690	560	14647	-	-	-	-	-
24105	Production of semi-finished products of steel	88	-	-	-	-	-	-	-	-	-	-	-	-	-	-	-	-	-	-	-	-	-

Major Industrial Group		No. of reporting units	Total GFCF	Dwelling (residential)					Other building and structure Machinery and equipment					Machinery and equipment					Intellectual Property Products				
				Acquisition of Fixed Assets(New/ Existing)	Addition/A Iteration and Major Improvements	Sale Proceeds from disposal of of fixed assets	Own account capital formation	GFCF	Acquisition of Fixed Assets(New/ Existing)	Addition/ Alteration and Major Improvements	Sale Proceeds from disposal of fixed assets	Own account capital formation	GFCF	Acquisition of Fixed Assets (New/Existing)	Addition/ Alteration and Major Improvements	Sale Proceeds from disposal of fixed assets	Own account capital formation	GFCF	Acquisition of Fixed Assets (New/ Existing)	Addition/ Alteration and Major Improvements	Sale Proceeds from disposal of of fixed assets	Own account capital formation	GFCF
PSIC Code	Description																						
1	2		4	5	6	7	8	9	10	11	12	13	14	15	16	17	18	19	20	21	22	23	24
24106	Manufacture of hot/cold-rolled flat-rolled products of steel/ hot-rolled bars and rods, open sections of steel, steel bars and solid sections of steel by cold drawing, grinding or turning/ wire of steel	103	960	-	-	-	-	-	-	-	-	-	-	960	-	-	-	960	-	-	-	-	-
24109	Others (Manufacture of basic iron and steel)	118	27487	-	-	-	-	-	12650	-	-	1150	13800	13601	216	690	560	13687	-	-	-	-	-
242	Manufacture of basic precious and other non-ferrous metals	64	-	-	-	-	-	-	-	-	-	-	-	-	-	-	-	-	-	-	-	-	-
2420	Manufacture of basic precious and other non-ferrous metals	64	-	-	-	-	-	-	-	-	-	-	-	-	-	-	-	-	-	-	-	-	-
24201	Production and refining of unwrought or wrought precious metals, precious metal alloys/ semi-products: gold, silver, platinum etc. from ore and scrap	22	-	-	-	-	-	-	-	-	-	-	-	-	-	-	-	-	-	-	-	-	-
24205	Production of copper alloys/ manufacture of fuse wire or strip/ semi-manufacturing of copper	42	-	-	-	-	-	-	-	-	-	-	-	-	-	-	-	-	-	-	-	-	-
243	Casting of metals	6248	623373	-	-	-	-	-	216400	-	-	-	216400	395989	11068	176	92	406973	-	-	-	-	-
2431	Casting of iron and steel	6225	622384	-	-	-	-	-	216400	-	-	-	216400	395000	11068	176	92	405984	-	-	-	-	-
24311	Casting of semi-finished iron products/ casting of iron castings	20	800	-	-	-	-	-	-	-	-	-	-	800	-	-	-	800	-	-	-	-	-
24313	Manufacture of tubes, pipes and hollow profiles and fittings of cast-iron, manufacture of seamless tubes and pipes of steel/ fittings of cast-steel	43	-	-	-	-	-	-	-	-	-	-	-	-	-	-	-	-	-	-	-	-	-
24319	Others (Casting of iron and steel)	6162	621584	-	-	-	-	-	216400	-	-	-	216400	394200	11068	176	92	405184	-	-	-	-	-
2432	Casting of non-ferrous metals	23	989	-	-	-	-	-	-	-	-	-	-	989	-	-	-	989	-	-	-	-	-
24321	Casting of semi-finished products of aluminium, magnesium, titanium, zinc etc.	23	989	-	-	-	-	-	-	-	-	-	-	989	-	-	-	989	-	-	-	-	-
25	Manufacture of fabricated metal products, except machinery and equipment	70188	6677953	60840	176	-	675	61691	3670508	20141	9978	28225	3708896	2832271	64885	14513	11155	2893797	13324	245	-	-	13569
251	Manufacture of structural metal products, tanks, reservoirs and steam generators	38663	3932001	-	176	-	-	176	2105649	3922	458	6975	2116088	1761793	43375	9331	7733	1803569	11923	245	-	-	12168
2511	Manufacture of structural metal products	38524	3932001	-	176	-	-	176	2105649	3922	458	6975	2116088	1761793	43375	9331	7733	1803569	11923	245	-	-	12168

Major Industrial Group		No. of reporting units	Total GFCF	Dwelling (residential)					Other building and structure Machinery and equipment					Machinery and equipment					Intellectual Property Products				
				Acquisition of Fixed Assets(New/ Existing)	Addition/A Iteration and Major Improvements	Sale Proceeds from disposal of of fixed assets	Own account capital formation	GFCF	Acquisition of Fixed Assets(New/ Existing)	Addition/ Alteration and Major Improvements	Sale Proceeds from disposal of fixed assets	Own account capital formation	GFCF	Acquisition of Fixed Assets (New/Existing)	Addition/ Alteration and Major Improvements	Sale Proceeds from disposal of fixed assets	Own account capital formation	GFCF	Acquisition of Fixed Assets (New/ Existing)	Addition/ Alteration and Major Improvements	Sale Proceeds from disposal of of fixed assets	Own account capital formation	GFCF
PSIC Code	Description																						
1	2		4	5	6	7	8	9	10	11	12	13	14	15	16	17	18	19	20	21	22	23	24
25111	Manufacture of metal frameworks or skeletons for construction and parts thereof (towers, bridges etc.)/ Industrial frameworks in metal (frameworks for blast furnaces, lifting and handling equipment etc.)	194	23450	-	-	-	-	-	-	-	-	-	-	23090	-	-	-	23090	360	-	-	-	360
25112	Manufacture of prefabricated buildings mainly of metal, metal doors, windows and their frames, shutters and gates, room partitions etc.	38266	3908551	-	176	-	-	176	2105649	3922	458	6975	2116088	1738703	43375	9331	7733	1780479	11563	245	-	-	11808
25119	Others (Manufacture of structural metal products)	64	-	-	-	-	-	-	-	-	-	-	-	-	-	-	-	-	-	-	-	-	-
2512	Manufacture of tanks, reservoirs and containers of metal	139	-	-	-	-	-	-	-	-	-	-	-	-	-	-	-	-	-	-	-	-	-
25121	Manufacture of reservoirs, tanks and similar containers of metal, of types normally installed as fixtures for storage or manufacturing use	104	-	-	-	-	-	-	-	-	-	-	-	-	-	-	-	-	-	-	-	-	-
25122	Manufacture of metal containers for compressed or liquefied gas	35	-	-	-	-	-	-	-	-	-	-	-	-	-	-	-	-	-	-	-	-	-
252	Manufacture of weapons and ammunition	85	2601	-	-	-	-	-	-	-	-	-	-	2601	-	-	-	2601	-	-	-	-	-
2520	Manufacture of weapons and ammunition	85	2601	-	-	-	-	-	-	-	-	-	-	2601	-	-	-	2601	-	-	-	-	-
25202	Manufacture of small arms (revolvers, shotguns, light machine guns)	85	2601	-	-	-	-	-	-	-	-	-	-	2601	-	-	-	2601	-	-	-	-	-
259	Manufacture of other fabricated metal products; metalworking service activities	31440	2743351	60840	-	-	675	61515	1564859	16219	9520	21250	1592808	1067877	21511	5182	3422	1087627	1401	-	-	-	1401
2591	Forging, pressing, stamping and roll-forming of metal; powder metallurgy	35	-	-	-	-	-	-	-	-	-	-	-	-	-	-	-	-	-	-	-	-	-
25911	Forging, pressing, stamping and roll-forming of metal	35	-	-	-	-	-	-	-	-	-	-	-	-	-	-	-	-	-	-	-	-	-
2592	Treatment and coating of metals; machining	1328	742296	16200	-	-	675	16875	422775	-	-	-	422775	300231	2052	-	363	302646	-	-	-	-	-
25921	Plating, anodizing etc., heat treatment, deburring, sandblasting, tumbling, cleaning of metals	35	350	-	-	-	-	-	-	-	-	-	-	350	-	-	-	350	-	-	-	-	-
25922	Colouring and engraving, non-metallic coating, hardening, buffing of metals	78	-	-	-	-	-	-	-	-	-	-	-	-	-	-	-	-	-	-	-	-	-

Major Industrial Group		No. of reporting units	Total GFCF	Dwelling (residential)					Other building and structure Machinery and equipment					Machinery and equipment					Intellectual Property Products				
				Acquisition of Fixed Assets(New/ Existing)	Addition/A lteration and Major Improveme nts	Sale Proceeds from disposal of of fixed assets	Own account capital formation	GFCF	Acquisition of Fixed Assets(New/ Existing)	Addition/ Alteration and Major Improvem ents	Sale Proceeds from disposal of fixed assets	Own account capital formation	GFCF	Acquisition of Fixed Assets (New/Existi ng)	Addition/ Alteration and Major Improveme nts	Sale Proceeds from disposal of fixed assets	Own account capital formation	GFCF	Acquisition of Fixed Assets (New/ Existing)	Addition/ Alteration and Major Improveme nts	Sale Proceeds from disposal of of fixed assets	Own account capital formatio n	GFCF
PSIC Code	Description																						
1	2		4	5	6	7	8	9	10	11	12	13	14	15	16	17	18	19	20	21	22	23	24
25923	Boring, turning, milling, eroding, planning, lapping, broaching, levelling, sawing, grinding, sharpening, polishing, welding, splicing etc. of metalwork pieces	1135	731658	16200	-	-	675	16875	422775	-	-	-	422775	290393	1252	-	363	292008	-	-	-	-	-
25924	Cutting of and writing on metals by means of laser beams	80	10288	-	-	-	-	-	-	-	-	-	-	9488	800	-	-	10288	-	-	-	-	-
2593	Manufacture of cutlery, hand tools and general hardware	18183	956030	10640	-	-	-	10640	599229	15146	9520	21250	626105	315083	7122	5112	968	318062	1223	-	-	-	1223
25931	Manufacture of cutlery	466	-	-	-	-	-	-	-	-	-	-	-	-	-	-	-	-	-	-	-	-	-
25932	Manufacture of knives and cutting blades, hand tools, non-power-driven agricultural hand tools, saws and saw blades for machines or for mechanical appliances	15349	602605	10640	-	-	-	10640	394604	10996	9520	17850	413930	174773	5930	3996	375	177082	953	-	-	-	953
25933	Manufacture of padlocks, locks, keys, hinges and the like, hardware for buildings, furniture, vehicles etc.	1059	62719	-	-	-	-	-	21075	-	-	-	21075	40512	978	300	185	41374	270	-	-	-	270
25934	Manufacture of other tools of such nature n.e.c.	1309	290706	-	-	-	-	-	183550	4150	-	3400	191100	99799	215	816	408	99606	-	-	-	-	-
2599	Manufacture of other fabricated metal products n.e.c.	11894	1045025	34000	-	-	-	34000	542855	1073	-	-	543928	452562	12336	70	2091	466920	178	-	-	-	178
25991	Manufacture of cans, drums, buckets, boxes, tins and cans for food products, metal cable, plaited bands and similar articles,	7958	500990	-	-	-	-	-	269875	623	-	-	270498	228513	1789	-	40	230342	150	-	-	-	150
25992	Manufacture of uninsulated metal cable or insulated cable not capable of being used as a conductor of electricity, articles made of wire etc.	157	713	-	-	-	-	-	-	-	-	-	-	17	696	-	-	713	-	-	-	-	-
25993	Manufacture of screw machine products, nails and pins, bolts, screws, nuts, springs, chains etc.	909	295104	-	-	-	-	-	199940	-	-	-	199940	93340	696	-	1100	95136	28	-	-	-	28
25994	Manufacture of metal household articles	2701	245146	34000	-	-	-	34000	73040	450	-	-	73490	127671	9155	70	900	137656	-	-	-	-	-
25995	Manufacture of metal goods for office use, except furniture	36	162	-	-	-	-	-	-	-	-	-	-	162	-	-	-	162	-	-	-	-	-
25996	Manufacture of safes, strongboxes, armoured doors etc.	53	939	-	-	-	-	-	-	-	-	-	-	888	-	-	51	939	-	-	-	-	-
25997	Manufacture of various metal articles	72	1620	-	-	-	-	-	-	-	-	-	-	1620	-	-	-	1620	-	-	-	-	-

Major Industrial Group		No. of reporting units	Total GFCF	Dwelling (residential)					Other building and structure Machinery and equipment					Machinery and equipment					Intellectual Property Products				
				Acquisition of Fixed Assets(New/ Existing)	Addition/A Iteration and Major Improvements	Sale Proceeds from disposal of of fixed assets	Own account capital formation	GFCF	Acquisition of Fixed Assets(New/ Existing)	Addition/ Alteration and Major Improvements	Sale Proceeds from disposal of fixed assets	Own account capital formation	GFCF	Acquisition of Fixed Assets (New/Existing)	Addition/ Alteration and Major Improvements	Sale Proceeds from disposal of fixed assets	Own account capital formation	GFCF	Acquisition of Fixed Assets (New/ Existing)	Addition/ Alteration and Major Improvements	Sale Proceeds from disposal of of fixed assets	Own account capital formation	GFCF
PSIC Code	Description																						
1	2		4	5	6	7	8	9	10	11	12	13	14	15	16	17	18	19	20	21	22	23	24
25999	Manufacture of other fabricated metal products n.e.c.	8	352	-	-	-	-	-	-	-	-	-	-	352	-	-	-	352	-	-	-	-	-
26	Manufacture of computer, electronic and optical products	88	61404	-	-	-	-	-	56000	-	-	-	56000	5404	-	-	-	5404	-	-	-	-	-
261	Manufacture of electronic components and boards	14	56084	-	-	-	-	-	56000	-	-	-	56000	84	-	-	-	84	-	-	-	-	-
2610	Manufacture of electronic components and boards	14	56084	-	-	-	-	-	56000	-	-	-	56000	84	-	-	-	84	-	-	-	-	-
26101	Manufacture of capacitors, electronic, resistors, electronic, microprocessors, bare printed circuit boards, electron tubes, electronic connectors, integrated circuits	14	56084	-	-	-	-	-	56000	-	-	-	56000	84	-	-	-	84	-	-	-	-	-
264	Manufacture of consumer electronics	11	-	-	-	-	-	-	-	-	-	-	-	-	-	-	-	-	-	-	-	-	-
2640	Manufacture of consumer electronics	11	-	-	-	-	-	-	-	-	-	-	-	-	-	-	-	-	-	-	-	-	-
26404	Manufacture of radio receivers, speaker systems, amplifiers for musical instruments and public address systems	11	-	-	-	-	-	-	-	-	-	-	-	-	-	-	-	-	-	-	-	-	-
265	Manufacture of measuring, testing, navigating and control equipment; watches and clocks	28	4620	-	-	-	-	-	-	-	-	-	-	4620	-	-	-	4620	-	-	-	-	-
2652	Manufacture of watches and clocks	28	4620	-	-	-	-	-	-	-	-	-	-	4620	-	-	-	4620	-	-	-	-	-
26521	Manufacture of watches and clocks, watch and clock cases, components for clocks and watches	28	4620	-	-	-	-	-	-	-	-	-	-	4620	-	-	-	4620	-	-	-	-	-
267	Manufacture of optical instruments and photographic equipment	35	700	-	-	-	-	-	-	-	-	-	-	700	-	-	-	700	-	-	-	-	-
2670	Manufacture of optical instruments and photographic equipment	35	700	-	-	-	-	-	-	-	-	-	-	700	-	-	-	700	-	-	-	-	-
26705	Manufacture of film cameras and digital cameras	35	700	-	-	-	-	-	-	-	-	-	-	700	-	-	-	700	-	-	-	-	-
27	Manufacture of electrical equipment	2553	424775	-	-	-	-	-	259094	-	-	4050	263144	152008	5204	440	4860	161632	-	-	-	-	-
271	Manufacture of electric motors, generators, transformers and electricity distribution and control apparatus	847	75668	-	-	-	-	-	37900	-	-	4050	41950	27304	1554	-	4860	33718	-	-	-	-	-
2710	Manufacture of electric motors, generators, transformers and electricity distribution and control apparatus	847	75668	-	-	-	-	-	37900	-	-	4050	41950	27304	1554	-	4860	33718	-	-	-	-	-

Major Industrial Group		No. of reporting units	Total GFCF	Dwelling (residential)					Other building and structure Machinery and equipment					Machinery and equipment					Intellectual Property Products				
				Acquisition of Fixed Assets(New/ Existing)	Addition/A lteration and Major Improvem ents	Sale Proceeds from disposal of of fixed assets	Own account capital formation	GFCF	Acquisition of Fixed Assets(New/ Existing)	Addition/ Alteration and Major Improvem ents	Sale Proceeds from disposal of fixed assets	Own account capital formation	GFCF	Acquisition of Fixed Assets (New/Existi ng)	Addition/ Alteration and Major Improvem ents	Sale Proceeds from disposal of fixed assets	Own account capital formation	GFCF	Acquisition of Fixed Assets (New/ Existing)	Addition/ Alteration and Major Improvem ents	Sale Proceeds from disposal of of fixed assets	Own account capital formatio n	GFCF
PSIC Code	Description																						
1	2		4	5	6	7	8	9	10	11	12	13	14	15	16	17	18	19	20	21	22	23	24
27101	Manufacture of distribution electric / arc-welding transformers / substation transformers for electric power distribution	11	37730	-	-	-	-	-	33000	-	-	-	33000	4730	-	-	-	4730	-	-	-	-	-
27102	Manufacture of transmission and distribution voltage regulators / electric motors / power generators / prime mover generator sets / armatures etc.	54	800	-	-	-	-	-	-	-	-	-	-	800	-	-	-	800	-	-	-	-	-
27103	Manufacture of power circuit breakers / surge suppressors / control panels for electric power distribution / electrical relays etc.	478	20374	-	-	-	-	-	4900	-	-	-	4900	15474	-	-	-	15474	-	-	-	-	-
27104	Manufacture of duct for electrical switchboard apparatus / electric fuses / power switching equipment / electric power switches	162	16764	-	-	-	-	-	-	-	-	4050	4050	6300	1554	-	4860	12714	-	-	-	-	-
27109	Others (Manufacture of electric motors, generators, transformers and electricity distribution and control apparatus)	142	-	-	-	-	-	-	-	-	-	-	-	-	-	-	-	-	-	-	-	-	-
273	Manufacture of wiring and wiring devices	623	154925	-	-	-	-	-	111100	-	-	-	111100	42575	1250	-	-	43825	-	-	-	-	-
2732	Manufacture of other electronic and electric wires and cables	224	26042	-	-	-	-	-	-	-	-	-	-	26042	-	-	-	26042	-	-	-	-	-
27320	Manufacture of insulated wire and cable, made of steel, copper, aluminium	224	26042	-	-	-	-	-	-	-	-	-	-	26042	-	-	-	26042	-	-	-	-	-
2733	Manufacture of wiring devices	399	128883	-	-	-	-	-	111100	-	-	-	111100	16533	1250	-	-	17783	-	-	-	-	-
27331	Manufacture of bus bars, electrical conductors, GFCI (ground fault circuit interrupters), lamp holders, coils, switches/ boxes for electrical wiring, electrical outlets and sockets, electrical conduit and fitting etc.	333	128883	-	-	-	-	-	111100	-	-	-	111100	16533	1250	-	-	17783	-	-	-	-	-
27333	Manufacture of plastic non current-carrying wiring devices including plastic junction boxes, face plates, and similar, plastic pole line fittings etc.	66	-	-	-	-	-	-	-	-	-	-	-	-	-	-	-	-	-	-	-	-	-
274	Manufacture of electric lighting equipment	209	1746	-	-	-	-	-	-	-	-	-	-	1746	-	-	-	1746	-	-	-	-	-
2740	Manufacture of electric lighting equipment	209	1746	-	-	-	-	-	-	-	-	-	-	1746	-	-	-	1746	-	-	-	-	-

Major Industrial Group		No. of reporting units	Total GFCF	Dwelling (residential)					Other building and structure Machinery and equipment					Machinery and equipment					Intellectual Property Products				
				Acquisition of Fixed Assets(New/Existing)	Addition/Alteration and Major Improvements	Sale Proceeds from disposal of fixed assets	Own account capital formation	GFCF	Acquisition of Fixed Assets(New/Existing)	Addition/Alteration and Major Improvements	Sale Proceeds from disposal of fixed assets	Own account capital formation	GFCF	Acquisition of Fixed Assets (New/Existing)	Addition/Alteration and Major Improvements	Sale Proceeds from disposal of fixed assets	Own account capital formation	GFCF	Acquisition of Fixed Assets (New/Existing)	Addition/Alteration and Major Improvements	Sale Proceeds from disposal of fixed assets	Own account capital formation	GFCF
PSIC Code	Description																						
1	2		4	5	6	7	8	9	10	11	12	13	14	15	16	17	18	19	20	21	22	23	24
27401	Manufacture of lamps, fixtures and bulbs, ceiling lighting fixtures, chandeliers, table lamps, flashlights, electric insect lamps, lanterns, spotlights etc.	209	1746	-	-	-	-	-	-	-	-	-	-	-	1746	-	-	-	1746	-	-	-	-
275	Manufacture of domestic appliances	100	2605	-	-	-	-	-	-	-	-	-	-	-	480	2125	-	-	2605	-	-	-	-
2750	Manufacture of domestic appliances	100	2605	-	-	-	-	-	-	-	-	-	-	-	480	2125	-	-	2605	-	-	-	-
27501	Manufacture of domestic electric appliances (see description for detail)	84	2605	-	-	-	-	-	-	-	-	-	-	-	480	2125	-	-	2605	-	-	-	-
27503	Manufacture of domestic non-electric cooking and heating equipment	16	-	-	-	-	-	-	-	-	-	-	-	-	-	-	-	-	-	-	-	-	-
279	Manufacture of other electrical equipment	774	189832	-	-	-	-	-	110094	-	-	-	110094	79903	275	440	-	-	79738	-	-	-	-
2790	Manufacture of other electrical equipment	774	189832	-	-	-	-	-	110094	-	-	-	110094	79903	275	440	-	-	79738	-	-	-	-
27901	Manufacture of battery chargers, door opening and closing devices, electrical, bells, tanning beds	54	-	-	-	-	-	-	-	-	-	-	-	-	-	-	-	-	-	-	-	-	-
27902	Manufacture of uninterruptible power supplies (UPS), power supplies	618	186757	-	-	-	-	-	110094	-	-	-	110094	76828	275	440	-	-	76663	-	-	-	-
27905	Manufacture of electrical welding and soldering equipment, including hand-held soldering irons	60	2235	-	-	-	-	-	-	-	-	-	-	-	2235	-	-	-	2235	-	-	-	-
27909	Manufacture of other electrical equipment n.e.c.	42	840	-	-	-	-	-	-	-	-	-	-	-	840	-	-	-	840	-	-	-	-
28	Manufacture of machinery and equipment n.e.c.	5004	691793	30600	-	-	-	30600	245310	1098	-	-	246408	399492	7165	673	3940	409925	-	-	-	4860	4860
281	Manufacture of general-purpose machinery	1220	261726	30600	-	-	-	30600	94550	-	-	-	94550	131566	-	-	150	131716	-	-	-	4860	4860
2811	Manufacture of engines and turbines, except aircraft, vehicle and cycle engines	683	146686	30600	-	-	-	30600	-	-	-	-	-	111226	-	-	-	111226	-	-	-	4860	4860
28112	Manufacture of turbines and parts thereof, boiler-turbine sets, turbine-generator sets etc.	683	146686	30600	-	-	-	30600	-	-	-	-	-	111226	-	-	-	111226	-	-	-	4860	4860
2813	Manufacture of other pumps, compressors, taps and valves	201	52394	-	-	-	-	-	43250	-	-	-	43250	8994	-	-	150	9144	-	-	-	-	-
28131	Manufacture of air or vacuum pumps, air or other gas compressors	108	-	-	-	-	-	-	-	-	-	-	-	-	-	-	-	-	-	-	-	-	-

Major Industrial Group		No. of reporting units	Total GFCF	Dwelling (residential)					Other building and structure Machinery and equipment					Machinery and equipment					Intellectual Property Products				
				Acquisition of Fixed Assets(New/ Existing)	Addition/A lteration and Major Improvem ents	Sale Proceeds from disposal of of fixed assets	Own account capital formation	GFCF	Acquisition of Fixed Assets(New/ Existing)	Addition/ Alteration and Major Improvem ents	Sale Proceeds from disposal of fixed assets	Own account capital formation	GFCF	Acquisition of Fixed Assets (New/Existi ng)	Addition/ Alteration and Major Improvem ents	Sale Proceeds from disposal of fixed assets	Own account capital formation	GFCF	Acquisition of Fixed Assets (New/ Existing)	Addition/ Alteration and Major Improvem ents	Sale Proceeds from disposal of of fixed assets	Own account capital formatio n	GFCF
PSIC Code	Description																						
1	2		4	5	6	7	8	9	10	11	12	13	14	15	16	17	18	19	20	21	22	23	24
28134	Manufacture of industrial taps and valves, including regulating valves and intake taps, sanitary taps and valves, heating taps and valves, hand pumps etc.	93	52394	-	-	-	-	-	43250	-	-	-	43250	8994	-	-	150	9144	-	-	-	-	-
2814	Manufacture of bearings, gears, gearing and driving elements	28	-	-	-	-	-	-	-	-	-	-	-	-	-	-	-	-	-	-	-	-	-
28143	Manufacture of gears, gearing and gear boxes and other speed changers, clutches & shaft couplings, flywheels & pulleys, power transmission chain etc.	28	-	-	-	-	-	-	-	-	-	-	-	-	-	-	-	-	-	-	-	-	-
2815	Manufacture of ovens, furnaces and furnace burners	135	49800	-	-	-	-	-	49200	-	-	-	49200	600	-	-	-	600	-	-	-	-	-
28151	Manufacture of electrical and other furnaces, ovens, incinerators, burners etc.	30	49800	-	-	-	-	-	49200	-	-	-	49200	600	-	-	-	600	-	-	-	-	-
28152	Manufacture of permanent mount electric heaters, non-electric household heating equipment etc.	105	-	-	-	-	-	-	-	-	-	-	-	-	-	-	-	-	-	-	-	-	-
2818	Manufacture of power-driven hand tools	46	225	-	-	-	-	-	-	-	-	-	-	225	-	-	-	225	-	-	-	-	-
28180	Manufacture of hand tools, with self-contained electric or non-electric motor or pneumatic drive (see note for detail)	46	225	-	-	-	-	-	-	-	-	-	-	225	-	-	-	225	-	-	-	-	-
2819	Manufacture of other general-purpose machinery	127	12621	-	-	-	-	-	2100	-	-	-	2100	10521	-	-	-	10521	-	-	-	-	-
28191	Manufacture of industrial refrigerating or freezing equipment, air-conditioning machines, non-domestic fans etc.	28	4760	-	-	-	-	-	-	-	-	-	-	4760	-	-	-	4760	-	-	-	-	-
28193	Manufacture of filtering or purifying machinery and apparatus for liquids, equipment for projecting, dispersing or spraying liquids or powders	60	7861	-	-	-	-	-	2100	-	-	-	2100	5761	-	-	-	5761	-	-	-	-	-
28199	Manufacture of other general-purpose machinery n.e.c.	39	-	-	-	-	-	-	-	-	-	-	-	-	-	-	-	-	-	-	-	-	-
282	Manufacture of special-purpose machinery	3784	430067	-	-	-	-	-	150760	1098	-	-	151858	267926	7165	673	3790	278209	-	-	-	-	-
2821	Manufacture of agricultural and forestry machinery	1991	149105	-	-	-	-	-	73760	18	-	-	73778	71328	1213	644	3430	75327	-	-	-	-	-

Major Industrial Group		No. of reporting units	Total GFCF	Dwelling (residential)					Other building and structure Machinery and equipment					Machinery and equipment					Intellectual Property Products				
				Acquisition of Fixed Assets(New/ Existing)	Addition/A Iteration and Major Improvements	Sale Proceeds from disposal of of fixed assets	Own account capital formation	GFCF	Acquisition of Fixed Assets(New/ Existing)	Addition/ Alteration and Major Improvements	Sale Proceeds from disposal of fixed assets	Own account capital formation	GFCF	Acquisition of Fixed Assets (New/Existing)	Addition/ Alteration and Major Improvements	Sale Proceeds from disposal of fixed assets	Own account capital formation	GFCF	Acquisition of Fixed Assets (New/ Existing)	Addition/ Alteration and Major Improvements	Sale Proceeds from disposal of of fixed assets	Own account capital formation	GFCF
PSIC Code	Description																						
1	2		4	5	6	7	8	9	10	11	12	13	14	15	16	17	18	19	20	21	22	23	24
28211	Manufacture of tractors used in agriculture and forestry	50	23050	-	-	-	-	-	20000	-	-	-	20000	3050	-	-	-	3050	-	-	-	-	-
28214	Manufacture of agricultural machinery for soil preparation, planting or fertilizing	1121	41191	-	-	-	-	-	9300	18	-	-	9318	28545	672	644	3300	31873	-	-	-	-	-
28215	Manufacture of harvesting or threshing machinery	532	55430	-	-	-	-	-	40320	-	-	-	40320	14779	331	-	-	15110	-	-	-	-	-
28217	Manufacture of spraying machinery for agricultural use	168	5304	-	-	-	-	-	4140	-	-	-	4140	1164	-	-	-	1164	-	-	-	-	-
28219	Manufacture of diverse agricultural machinery n.e.c.	120	24130	-	-	-	-	-	-	-	-	-	-	23790	210	-	130	24130	-	-	-	-	-
2822	Manufacture of metal-forming machinery and machine tools	767	97943	-	-	-	-	-	42000	-	-	-	42000	55809	162	29	-	55943	-	-	-	-	-
28222	Manufacture of machine tools for turning, drilling, milling, shaping, planning, boring, grinding etc.	147	3686	-	-	-	-	-	-	-	-	-	-	3686	-	-	-	3686	-	-	-	-	-
28224	Manufacture of punch presses, hydraulic presses, hydraulic brakes, drop hammers, forging machines etc.	35	-	-	-	-	-	-	-	-	-	-	-	-	-	-	-	-	-	-	-	-	-
28227	Manufacture of parts and accessories for the machine tools listed above	585	94257	-	-	-	-	-	42000	-	-	-	42000	52124	162	29	-	52257	-	-	-	-	-
2823	Manufacture of machinery for metallurgy	3	15	-	-	-	-	-	-	-	-	-	-	-	15	-	-	15	-	-	-	-	-
28232	Manufacture of metal-rolling mills and rolls for such mills	3	15	-	-	-	-	-	-	-	-	-	-	-	15	-	-	15	-	-	-	-	-
2825	Manufacture of machinery for food, beverage and tobacco processing	81	3486	-	-	-	-	-	-	-	-	-	-	3486	-	-	-	3486	-	-	-	-	-
28256	Manufacture of machinery for the extraction or preparation of animal or vegetable fats or oils	20	-	-	-	-	-	-	-	-	-	-	-	-	-	-	-	-	-	-	-	-	-
28257	Manufacture of machinery for the preparation of tobacco and for the making of cigarettes or cigars, or for pipe or chewing tobacco or snuff	61	3486	-	-	-	-	-	-	-	-	-	-	3486	-	-	-	3486	-	-	-	-	-
2826	Manufacture of machinery for textile, apparel and leather production	917	179518	-	-	-	-	-	35000	1080	-	-	36080	137303	5775	-	360	143438	-	-	-	-	-
28262	Manufacture of auxiliary machines or equipment for textile machinery	850	179346	-	-	-	-	-	35000	1080	-	-	36080	137131	5775	-	360	143266	-	-	-	-	-
28264	Manufacture of machinery for fabric processing	18	72	-	-	-	-	-	-	-	-	-	-	72	-	-	-	72	-	-	-	-	-

Major Industrial Group		No. of reporting units	Total GFCF	Dwelling (residential)					Other building and structure Machinery and equipment					Machinery and equipment					Intellectual Property Products				
				Acquisition of Fixed Assets(New/ Existing)	Addition/A Iteration and Major Improvements	Sale Proceeds from disposal of of fixed assets	Own account capital formation	GFCF	Acquisition of Fixed Assets(New/ Existing)	Addition/ Alteration and Major Improvements	Sale Proceeds from disposal of fixed assets	Own account capital formation	GFCF	Acquisition of Fixed Assets (New/Existing)	Addition/ Alteration and Major Improvements	Sale Proceeds from disposal of fixed assets	Own account capital formation	GFCF	Acquisition of Fixed Assets (New/ Existing)	Addition/ Alteration and Major Improvements	Sale Proceeds from disposal of of fixed assets	Own account capital formation	GFCF
PSIC Code	Description																						
1	2		4	5	6	7	8	9	10	11	12	13	14	15	16	17	18	19	20	21	22	23	24
28266	Manufacture of sewing machines	49	101	-	-	-	-	-	-	-	-	-	-	101	-	-	-	101	-	-	-	-	-
2829	Manufacture of other special-purpose machinery	25	-	-	-	-	-	-	-	-	-	-	-	-	-	-	-	-	-	-	-	-	-
28296	Manufacture of diverse special-purpose machinery and equipment	25	-	-	-	-	-	-	-	-	-	-	-	-	-	-	-	-	-	-	-	-	-
29	Manufacture of motor vehicles, trailers and semi-trailers	6631	922799	-	-	-	-	-	408915	2295	-	340	411550	505475	4231	3454	798	507049	4200	-	-	-	4200
291	Manufacture of motor vehicles	134	-	-	-	-	-	-	-	-	-	-	-	-	-	-	-	-	-	-	-	-	-
2910	Manufacture of motor vehicles	134	-	-	-	-	-	-	-	-	-	-	-	-	-	-	-	-	-	-	-	-	-
29103	Manufacture of other motor vehicles	134	-	-	-	-	-	-	-	-	-	-	-	-	-	-	-	-	-	-	-	-	-
292	Manufacture of bodies (coachwork) for motor vehicles; manufacture of trailers and semi-trailers	1260	533464	-	-	-	-	-	350000	-	-	-	350000	182548	240	24	700	183464	-	-	-	-	-
2920	Manufacture of bodies (coachwork) for motor vehicles; manufacture of trailers and semi-trailers	1260	533464	-	-	-	-	-	350000	-	-	-	350000	182548	240	24	700	183464	-	-	-	-	-
29201	Manufacture of bodies, including cabs for motor vehicles and outfitting of all types	653	321833	-	-	-	-	-	310000	-	-	-	310000	11617	240	24	-	11833	-	-	-	-	-
29202	Manufacture of trailers and semi-trailers	221	15785	-	-	-	-	-	-	-	-	-	-	15085	-	-	700	15785	-	-	-	-	-
29203	Manufacture of containers for carriage by one or more modes of transport	386	195846	-	-	-	-	-	40000	-	-	-	40000	155846	-	-	-	155846	-	-	-	-	-
293	Manufacture of parts and accessories for motor vehicles	5147	370586	-	-	-	-	-	58915	2295	-	340	61550	304177	3991	3430	98	304836	4200	-	-	-	4200
2930	Manufacture of parts and accessories for motor vehicles	5147	370586	-	-	-	-	-	58915	2295	-	340	61550	304177	3991	3430	98	304836	4200	-	-	-	4200
29301	Manufacture of diverse parts and accessories for motor vehicles	1550	129914	-	-	-	-	-	-	-	-	-	-	129754	160	-	-	129914	-	-	-	-	-
29302	Manufacture of parts & accessories of bodies for motor vehicles, car seats etc.	3475	235642	-	-	-	-	-	58915	2295	-	340	61550	169393	3831	3430	98	169892	4200	-	-	-	4200
29303	Manufacture of motor vehicle electrical equipment	122	5030	-	-	-	-	-	-	-	-	-	-	5030	-	-	-	5030	-	-	-	-	-
299		90	18750	-	-	-	-	-	-	-	-	-	-	18750	-	-	-	18750	-	-	-	-	-
2991		60	12855	-	-	-	-	-	-	-	-	-	-	12855	-	-	-	12855	-	-	-	-	-
29913		60	12855	-	-	-	-	-	-	-	-	-	-	12855	-	-	-	12855	-	-	-	-	-
2992		30	5895	-	-	-	-	-	-	-	-	-	-	5895	-	-	-	5895	-	-	-	-	-
29923		30	5895	-	-	-	-	-	-	-	-	-	-	5895	-	-	-	5895	-	-	-	-	-

Major Industrial Group		No. of reporting units	Total GFCF	Dwelling (residential)					Other building and structure Machinery and equipment					Machinery and equipment					Intellectual Property Products				
				Acquisition of Fixed Assets(New/ Existing)	Addition/A Iteration and Major Improvements	Sale Proceeds from disposal of of fixed assets	Own account capital formation	GFCF	Acquisition of Fixed Assets(New/ Existing)	Addition/ Alteration and Major Improvements	Sale Proceeds from disposal of fixed assets	Own account capital formation	GFCF	Acquisition of Fixed Assets (New/Existing)	Addition/ Alteration and Major Improvements	Sale Proceeds from disposal of fixed assets	Own account capital formation	GFCF	Acquisition of Fixed Assets (New/ Existing)	Addition/ Alteration and Major Improvements	Sale Proceeds from disposal of of fixed assets	Own account capital formation	GFCF
PSIC Code	Description																						
1	2		4	5	6	7	8	9	10	11	12	13	14	15	16	17	18	19	20	21	22	23	24
30	Manufacture of other transport equipment	2524	82989	-	-	-	-	-	13650	-	-	-	13650	65880	4130	671	-	69339	-	-	-	-	-
309	Manufacture of transport equipment n.e.c.	2524	82989	-	-	-	-	-	13650	-	-	-	13650	65880	4130	671	-	69339	-	-	-	-	-
3091	Manufacture of motorcycles	1389	63358	-	-	-	-	-	-	-	-	-	-	61598	1760	-	-	63358	-	-	-	-	-
30911	Manufacture of motorcycles, mopeds and cycles fitted with an auxiliary engine, engines for motorcycles, sidecars etc.	273	13772	-	-	-	-	-	-	-	-	-	-	13772	-	-	-	13772	-	-	-	-	-
30912	Manufacture of parts and accessories for motorcycles	1116	49586	-	-	-	-	-	-	-	-	-	-	47826	1760	-	-	49586	-	-	-	-	-
3092	Manufacture of bicycles and invalid carriages	237	15571	-	-	-	-	-	13650	-	-	-	13650	686	1235	-	-	1921	-	-	-	-	-
30921	Manufacture of non-motorized bicycles and other cycles, parts and accessories of bicycles etc.	113	14301	-	-	-	-	-	13650	-	-	-	13650	651	-	-	-	651	-	-	-	-	-
30922	Manufacture of invalid carriages, their parts & accessories, baby carriages etc.	124	1270	-	-	-	-	-	-	-	-	-	-	35	1235	-	-	1270	-	-	-	-	-
3099	Manufacture of other transport equipment n.e.c.	898	4061	-	-	-	-	-	-	-	-	-	-	3597	1135	671	-	4061	-	-	-	-	-
30991	Manufacture of hand-propelled vehicles: luggage trucks, handcarts, sledges, shopping carts etc.	270	1360	-	-	-	-	-	-	-	-	-	-	680	1135	455	-	1360	-	-	-	-	-
30992	Manufacture of vehicles drawn by animals: sulkies, donkey-carts, hearses etc.	628	2701	-	-	-	-	-	-	-	-	-	-	2917	-	216	-	2701	-	-	-	-	-
31	Manufacture of furniture	47710	3667033	9330	-	-	45000	54330	2299928	26103	36920	45190	2334301	1140698	74535	11028	64879	1269084	8706	720	108	-	9318
310	Manufacture of furniture	47710	3667033	9330	-	-	45000	54330	2299928	26103	36920	45190	2334301	1140698	74535	11028	64879	1269084	8706	720	108	-	9318
3100	Manufacture of furniture	47710	3667033	9330	-	-	45000	54330	2299928	26103	36920	45190	2334301	1140698	74535	11028	64879	1269084	8706	720	108	-	9318
31001	Manufacture of chairs and seats, sofas, sofa beds and sofa sets	37845	2495663	2460	-	-	45000	47460	1384464	26083	36920	45190	1418817	893849	65935	4553	64836	1020068	8706	720	108	-	9318
31002	Manufacture of special furniture for shops: counters, display cases, shelves etc., for churches, schools, restaurants	549	43961	-	-	-	-	-	38844	-	-	-	38844	3047	2056	-	14	5117	-	-	-	-	-
31003	Manufacture of office furniture	159	2688	-	-	-	-	-	-	-	-	-	-	2684	4	-	-	2688	-	-	-	-	-
31004	Manufacture of kitchen furniture, furniture for bedrooms etc., cabinets	6447	841268	6870	-	-	-	6870	709890	-	-	-	709890	122694	1786	-	28	124508	-	-	-	-	-
31005	Manufacture of laboratory benches, stools and other laboratory seating, laboratory furniture (e.g. cabinets and tables)	682	75769	-	-	-	-	-	9950	20	-	-	9970	67924	4350	6475	-	65799	-	-	-	-	-
31009	Manufacture of other furniture n.e.c.	2028	207684	-	-	-	-	-	156780	-	-	-	156780	50500	404	-	-	50904	-	-	-	-	-

Major Industrial Group		No. of reporting units	Total GFCF	Dwelling (residential)					Other building and structure Machinery and equipment					Machinery and equipment					Intellectual Property Products				
				Acquisition of Fixed Assets(New/ Existing)	Addition/A Iteration and Major Improvements	Sale Proceeds from disposal of of fixed assets	Own account capital formation	GFCF	Acquisition of Fixed Assets(New/ Existing)	Addition/ Alteration and Major Improvements	Sale Proceeds from disposal of fixed assets	Own account capital formation	GFCF	Acquisition of Fixed Assets (New/Existing)	Addition/ Alteration and Major Improvements	Sale Proceeds from disposal of fixed assets	Own account capital formation	GFCF	Acquisition of Fixed Assets (New/ Existing)	Addition/ Alteration and Major Improvements	Sale Proceeds from disposal of of fixed assets	Own account capital formation	GFCF
PSIC Code	Description																						
1	2		4	5	6	7	8	9	10	11	12	13	14	15	16	17	18	19	20	21	22	23	24
32	Other manufacturing	50246	5547234	2650	-	-	-	2650	4479820	1174	-	1189	4482183	1036728	20134	805	3002	1059059	3323	18	-	-	3341
321	Manufacture of jewellery, bijouterie and related articles	30747	5223357	2650	-	-	-	2650	4207995	649	-	-	4208644	987212	19865	805	2449	1008721	3323	18	-	-	3341
3211	Manufacture of jewellery and related articles	29954	5215362	2650	-	-	-	2650	4201495	649	-	-	4202144	985717	19865	805	2449	1007226	3323	18	-	-	3341
32111	Production of worked pearls	122	248	-	-	-	-	-	-	-	-	-	-	248	-	-	-	248	-	-	-	-	-
32112	Production of precious and semi-precious stones / diamonds in the worked state	108	473	-	-	-	-	-	-	35	-	-	35	210	228	-	-	438	-	-	-	-	-
32113	Manufacture of jewellery, goldsmiths' articles	29518	5214641	2650	-	-	-	2650	4201495	614	-	-	4202109	985259	19637	805	2449	1006541	3323	18	-	-	3341
32114	Manufacture of precious metal watch bands, wristbands, watch straps and cigarette cases etc.	206	-	-	-	-	-	-	-	-	-	-	-	-	-	-	-	-	-	-	-	-	-
3212	Manufacture of imitation jewellery and related articles	793	7995	-	-	-	-	-	6500	-	-	-	6500	1495	-	-	-	1495	-	-	-	-	-
32121	Manufacture of costume or imitation jewellery	793	7995	-	-	-	-	-	6500	-	-	-	6500	1495	-	-	-	1495	-	-	-	-	-
322	Manufacture of musical instruments	324	158	-	-	-	-	-	-	-	-	-	-	158	-	-	-	158	-	-	-	-	-
3220	Manufacture of musical instruments	324	158	-	-	-	-	-	-	-	-	-	-	158	-	-	-	158	-	-	-	-	-
32202	Manufacture of musical instruments, the sound of which is produced electronically, musical boxes, fairground organs, calliopes etc., instrument parts and accessories	62	-	-	-	-	-	-	-	-	-	-	-	-	-	-	-	-	-	-	-	-	-
32209	Manufacture of other musical instruments n.e.c.	262	158	-	-	-	-	-	-	-	-	-	-	158	-	-	-	158	-	-	-	-	-
323	Manufacture of sports goods	11835	50671	-	-	-	-	-	25000	-	-	-	25000	25661	11	-	-	25671	-	-	-	-	-
3230	Manufacture of sports goods	11835	50671	-	-	-	-	-	25000	-	-	-	25000	25661	11	-	-	25671	-	-	-	-	-
32301	Manufacture of foot balls	11323	111	-	-	-	-	-	-	-	-	-	-	101	11	-	-	111	-	-	-	-	-
32302	Manufacture of rackets, bats	125	50350	-	-	-	-	-	25000	-	-	-	25000	25350	-	-	-	25350	-	-	-	-	-
32309	Manufacture of other articles and equipment for sports, outdoor and indoor games, of any material n.e.c.	387	210	-	-	-	-	-	-	-	-	-	-	210	-	-	-	210	-	-	-	-	-
324	Manufacture of games and toys	484	38626	-	-	-	-	-	31725	525	-	1050	33300	4792	126	-	409	5326	-	-	-	-	-
3240	Manufacture of games and toys	484	38626	-	-	-	-	-	31725	525	-	1050	33300	4792	126	-	409	5326	-	-	-	-	-
32401	Manufacture of dolls and doll garments, parts and accessories, action figures, toy animals, musical instruments,	241	36786	-	-	-	-	-	31500	525	-	1050	33075	3361	-	-	350	3711	-	-	-	-	-
32402	Manufacture of playing cards, games, chess etc.,	3	-	-	-	-	-	-	-	-	-	-	-	-	-	-	-	-	-	-	-	-	-

Major Industrial Group		No. of reporting units	Total GFCF	Dwelling (residential)					Other building and structure Machinery and equipment					Machinery and equipment					Intellectual Property Products				
				Acquisition of Fixed Assets(New/ Existing)	Addition/A Iteration and Major Improvements	Sale Proceeds from disposal of of fixed assets	Own account capital formation	GFCF	Acquisition of Fixed Assets(New/ Existing)	Addition/ Alteration and Major Improvements	Sale Proceeds from disposal of fixed assets	Own account capital formation	GFCF	Acquisition of Fixed Assets (New/Existing)	Addition/ Alteration and Major Improvements	Sale Proceeds from disposal of fixed assets	Own account capital formation	GFCF	Acquisition of Fixed Assets (New/ Existing)	Addition/ Alteration and Major Improvements	Sale Proceeds from disposal of of fixed assets	Own account capital formation	GFCF
PSIC Code	Description																						
1	2		4	5	6	7	8	9	10	11	12	13	14	15	16	17	18	19	20	21	22	23	24
32403	Manufacture of coin-operated games, billiards, special tables for games, etc.	21	861	-	-	-	-	-	-	-	-	-	-	861	-	-	-	861	-	-	-	-	-
32409	Manufacture of other games and toys n.e.c.	219	979	-	-	-	-	-	225	-	-	-	225	570	126	-	59	754	-	-	-	-	-
325	Manufacture of medical and dental instruments and supplies	3367	192125	-	-	-	-	-	177100	-	-	-	177100	14963	35	-	27	15025	-	-	-	-	-
3250	Manufacture of medical and dental instruments and supplies	3367	192125	-	-	-	-	-	177100	-	-	-	177100	14963	35	-	27	15025	-	-	-	-	-
32501	Manufacture of surgical drapes and sterile string and tissue	1782	1155	-	-	-	-	-	-	-	-	-	-	1120	35	-	-	1155	-	-	-	-	-
32502	Manufacture of dental fillings and cements (except denture adhesives), dental wax and other dental plaster preparations	83	-	-	-	-	-	-	-	-	-	-	-	-	-	-	-	-	-	-	-	-	-
32505	Manufacture of medical, surgical, dental or veterinary furniture	446	1626	-	-	-	-	-	-	-	-	-	-	1626	-	-	-	1626	-	-	-	-	-
32506	Manufacture of dental instruments (including dentists' chairs incorporating dental equipment), orthopaedic and prosthetic devices	745	2736	-	-	-	-	-	-	-	-	-	-	2736	-	-	-	2736	-	-	-	-	-
32507	Manufacture of bone plates and screws, syringes, needles, catheters, cannulae, etc., artificial teeth, bridges, etc., medical thermometers, bone reconstruction cements	26	39	-	-	-	-	-	-	-	-	-	-	39	-	-	-	39	-	-	-	-	-
32508	Manufacture of ophthalmic goods, eyeglasses, sunglasses, lenses ground to prescription, contact lenses, safety goggles	71	162906	-	-	-	-	-	159600	-	-	-	159600	3279	-	-	27	3306	-	-	-	-	-
32509	Manufacture of other medical and dental instruments and supplies n.e.c.	214	23663	-	-	-	-	-	17500	-	-	-	17500	6163	-	-	-	6163	-	-	-	-	-
329	Other manufacturing n.e.c.	3489	42297	-	-	-	-	-	38000	-	-	139	38139	3943	98	-	118	4158	-	-	-	-	-
3290	Other manufacturing n.e.c.	3481	42137	-	-	-	-	-	38000	-	-	139	38139	3783	98	-	118	3998	-	-	-	-	-
32901	Manufacture of protective safety equipment	85	39863	-	-	-	-	-	38000	-	-	-	38000	1743	40	-	80	1863	-	-	-	-	-
32902	Manufacture of brooms and brushes, including brushes constituting parts of machines, shoe and clothes brushes,	1645	2216	-	-	-	-	-	-	-	-	139	139	2040	-	-	38	2077	-	-	-	-	-
32903	Manufacture of pens and pencils of all kinds whether or not mechanical, pencil leads, stamps etc.	1701	-	-	-	-	-	-	-	-	-	-	-	-	-	-	-	-	-	-	-	-	-

Major Industrial Group		No. of reporting units	Total GFCF	Dwelling (residential)					Other building and structure Machinery and equipment					Machinery and equipment					Intellectual Property Products				
				Acquisition of Fixed Assets(New/ Existing)	Addition/A Iteration and Major Improvements	Sale Proceeds from disposal of of fixed assets	Own account capital formation	GFCF	Acquisition of Fixed Assets(New/ Existing)	Addition/ Alteration and Major Improvements	Sale Proceeds from disposal of fixed assets	Own account capital formation	GFCF	Acquisition of Fixed Assets (New/Existing)	Addition/ Alteration and Major Improvements	Sale Proceeds from disposal of fixed assets	Own account capital formation	GFCF	Acquisition of Fixed Assets (New/ Existing)	Addition/ Alteration and Major Improvements	Sale Proceeds from disposal of of fixed assets	Own account capital formation	GFCF
PSIC Code	Description																						
1	2		4	5	6	7	8	9	10	11	12	13	14	15	16	17	18	19	20	21	22	23	24
32909	Others manufacturing n.e.c.	50	58	-	-	-	-	-	-	-	-	-	-	-	58	-	-	58	-	-	-	-	-
3299		8	160	-	-	-	-	-	-	-	-	-	-	160	-	-	-	160	-	-	-	-	-
32992		8	160	-	-	-	-	-	-	-	-	-	-	160	-	-	-	160	-	-	-	-	-
33	Repair and installation of machinery and equipment	9155	79896	-	-	-	-	-	18270	-	-	-	18270	54189	3000	173	4445	61461	165	-	-	-	165
331	Repair of fabricated metal products, machinery and equipment	8963	79573	-	-	-	-	-	18270	-	-	-	18270	53832	3000	139	4445	61138	165	-	-	-	165
3311	Repair of fabricated metal products	54	-	-	-	-	-	-	-	-	-	-	-	-	-	-	-	-	-	-	-	-	-
33119	Repair of other fabricated metal products n.e.c.	54	-	-	-	-	-	-	-	-	-	-	-	-	-	-	-	-	-	-	-	-	-
3312	Repair of machinery	2305	49252	-	-	-	-	-	14670	-	-	-	14670	33809	773	-	-	34582	-	-	-	-	-
33127	Repair and maintenance of miscellaneous machinery	1883	44382	-	-	-	-	-	14400	-	-	-	14400	29209	773	-	-	29982	-	-	-	-	-
33128	Repair and maintenance of weighing equipment, vending machines, photocopy machines, calculators, typewriters etc.	131	572	-	-	-	-	-	270	-	-	-	270	302	-	-	-	302	-	-	-	-	-
33129	Repair of other machinery n.e.c.	291	4299	-	-	-	-	-	-	-	-	-	-	4299	-	-	-	4299	-	-	-	-	-
3313	Repair of electronic and optical equipment	411	953	-	-	-	-	-	-	-	-	-	-	580	373	-	-	953	-	-	-	-	-
33131	Repair and maintenance of the measuring, testing, navigating and control equipment of group 265	375	953	-	-	-	-	-	-	-	-	-	-	580	373	-	-	953	-	-	-	-	-
33132	Repair and maintenance of irradiation, electro-medical and electrotherapeutic equipment of class 2660	36	-	-	-	-	-	-	-	-	-	-	-	-	-	-	-	-	-	-	-	-	-
3314	Repair of electrical equipment	4688	18781	-	-	-	-	-	3600	-	-	-	3600	9446	1324	109	4445	15106	75	-	-	-	75
33141	Repair and maintenance of power, distribution, and specialty transformers	325	3008	-	-	-	-	-	-	-	-	-	-	2938	70	-	-	3008	-	-	-	-	-
33142	Repair and maintenance of electric motors, generators etc	3654	8865	-	-	-	-	-	-	-	-	-	-	3665	864	109	4445	8865	-	-	-	-	-
33143	Repair and maintenance of switchgear and switchboard apparatus, relays and industrial controls, electric lighting equipment, primary and storage batteries etc.	573	6669	-	-	-	-	-	3600	-	-	-	3600	2678	390	-	-	3069	-	-	-	-	-
33144	Repair and maintenance of current-carrying wiring devices and non current-carrying wiring devices for wiring electrical circuits etc.	136	240	-	-	-	-	-	-	-	-	-	-	165	-	-	-	165	75	-	-	-	75

Major Industrial Group		No. of reporting units	Total GFCF	Dwelling (residential)					Other building and structure Machinery and equipment					Machinery and equipment					Intellectual Property Products				
				Acquisition of Fixed Assets(New/ Existing)	Addition/A Iteration and Major Improvements	Sale Proceeds from disposal of of fixed assets	Own account capital formation	GFCF	Acquisition of Fixed Assets(New/ Existing)	Addition/ Alteration and Major Improvements	Sale Proceeds from disposal of fixed assets	Own account capital formation	GFCF	Acquisition of Fixed Assets (New/Existing)	Addition/ Alteration and Major Improvements	Sale Proceeds from disposal of fixed assets	Own account capital formation	GFCF	Acquisition of Fixed Assets (New/ Existing)	Addition/ Alteration and Major Improvements	Sale Proceeds from disposal of of fixed assets	Own account capital formation	GFCF
PSIC Code	Description																						
1	2		4	5	6	7	8	9	10	11	12	13	14	15	16	17	18	19	20	21	22	23	24
3315	Repair of transport equipment, except motor vehicles	938	2710	-	-	-	-	-	-	-	-	-	-	2124	526	30	-	2620	90	-	-	-	90
33151	Repair and routine maintenance of ships	2	-	-	-	-	-	-	-	-	-	-	-	-	-	-	-	-	-	-	-	-	-
33153	Repair and maintenance of locomotives and railroad cars (except factory rebuilding or factory conversion)	838	2017	-	-	-	-	-	-	-	-	-	-	1467	490	30	-	1927	90	-	-	-	90
33155	Repair of animal drawn buggies and wagons	98	693	-	-	-	-	-	-	-	-	-	-	657	36	-	-	693	-	-	-	-	-
3319	Repair of other equipment	567	7877	-	-	-	-	-	-	-	-	-	-	7873	4	-	-	7877	-	-	-	-	-
33193	Restoring of organs and other historical musical instruments	36	144	-	-	-	-	-	-	-	-	-	-	144	-	-	-	144	-	-	-	-	-
33199	Repair of other equipment n.e.c.	531	7733	-	-	-	-	-	-	-	-	-	-	7729	4	-	-	7733	-	-	-	-	-
332	Installation of industrial machinery and equipment	192	323	-	-	-	-	-	-	-	-	-	-	357	-	34	-	323	-	-	-	-	-
3320	Installation of industrial machinery and equipment	192	323	-	-	-	-	-	-	-	-	-	-	357	-	34	-	323	-	-	-	-	-
33201	Installation of industrial machinery in industrial plant and industrial process control equipment	175	-	-	-	-	-	-	-	-	-	-	-	-	-	-	-	-	-	-	-	-	-
33202	Installation of other industrial equipment like communications equipment, mainframe and similar computers, irradiation and electro-medical equipment etc	17	323	-	-	-	-	-	-	-	-	-	-	357	-	34	-	323	-	-	-	-	-
URBAN		1046935	64956176	1396829	22554	1215	46295	1464463	39770796	270341	88501	339527	40292163	22248061	604450	97549	219867	22974829	215794	8040	186	1073	224721
10	Manufacture of food products	131554	18379512	265131	12137	-	85	277353	10586977	85057	8983	10929	10673980	7093873	196508	26133	5431	7269680	152397	6032	-	70	158499
101	Processing and preserving of meat	1211	55752	-	-	-	-	-	-	-	-	-	-	54014	1738	-	-	55752	-	-	-	-	-
1010	Processing and preserving of meat	1211	55752	-	-	-	-	-	-	-	-	-	-	54014	1738	-	-	55752	-	-	-	-	-
10103	Production of dried, salted or smoked meat	1088	53952	-	-	-	-	-	-	-	-	-	-	52214	1738	-	-	53952	-	-	-	-	-
10104	Production of meat products	52	-	-	-	-	-	-	-	-	-	-	-	-	-	-	-	-	-	-	-	-	-
10107	Processing of animal offal	71	1800	-	-	-	-	-	-	-	-	-	-	1800	-	-	-	1800	-	-	-	-	-
103	Processing and preserving of fruit and vegetables	1132	93419	-	-	-	-	-	57350	360	-	-	57710	35265	444	-	-	35709	-	-	-	-	-
1030	Processing and preserving of fruit and vegetables	1132	93419	-	-	-	-	-	57350	360	-	-	57710	35265	444	-	-	35709	-	-	-	-	-

Major Industrial Group		No. of reporting units	Total GFCF	Dwelling (residential)					Other building and structure Machinery and equipment					Machinery and equipment					Intellectual Property Products				
				Acquisition of Fixed Assets(New/ Existing)	Addition/A Iteration and Major Improvements	Sale Proceeds from disposal of of fixed assets	Own account capital formation	GFCF	Acquisition of Fixed Assets(New/ Existing)	Addition/ Alteration and Major Improvements	Sale Proceeds from disposal of fixed assets	Own account capital formation	GFCF	Acquisition of Fixed Assets (New/Existing)	Addition/ Alteration and Major Improvements	Sale Proceeds from disposal of fixed assets	Own account capital formation	GFCF	Acquisition of Fixed Assets (New/ Existing)	Addition/ Alteration and Major Improvements	Sale Proceeds from disposal of of fixed assets	Own account capital formation	GFCF
PSIC Code	Description																						
1	2		4	5	6	7	8	9	10	11	12	13	14	15	16	17	18	19	20	21	22	23	24
10301	Manufacture of food consisting chiefly of fruit or vegetables/ manufacture of perishable prepared foods of fruit and vegetables, such as: Salads, peeled or cut vegetables, tofu (bean curd)	117	960	-	-	-	-	-	-	-	-	-	-	960	-	-	-	960	-	-	-	-	-
10302	Preserving of fruit, nuts or vegetables	443	907	-	-	-	-	-	-	-	-	-	-	907	-	-	-	907	-	-	-	-	-
10303	Manufacture of fruit or vegetable food products	96	1253	-	-	-	-	-	600	-	-	-	600	619	34	-	-	653	-	-	-	-	-
10304	Manufacture of fruit or vegetable juices/ concentrates	76	2280	-	-	-	-	-	-	-	-	-	-	2280	-	-	-	2280	-	-	-	-	-
10309	Others (Processing and Preserving of fruit and vegetables)	400	88020	-	-	-	-	-	56750	360	-	-	57110	30500	410	-	-	30910	-	-	-	-	-
104	Manufacture of vegetable and animal oils and fats	1452	476327	702	378	-	-	1080	380645	1030	-	-	381675	92343	1176	18	70	93572	-	-	-	-	-
1040	Manufacture of vegetable and animal oils and fats	1452	476327	702	378	-	-	1080	380645	1030	-	-	381675	92343	1176	18	70	93572	-	-	-	-	-
10401	Manufacture of crude / refined vegetable oils and their processing	405	167863	-	-	-	-	-	121845	490	-	-	122335	45161	315	18	70	45528	-	-	-	-	-
10402	Manufacture of non-defatted flour or meal of oilseeds, oil nuts or oil kernels	435	208471	-	-	-	-	-	186900	-	-	-	186900	21571	-	-	-	21571	-	-	-	-	-
10405	Production of cotton linters	36	90	-	-	-	-	-	-	-	-	-	-	-	90	-	-	90	-	-	-	-	-
10406	Production of oilcakes and other residual products of oil production	438	27666	702	378	-	-	1080	22200	-	-	-	22200	3615	771	-	-	4386	-	-	-	-	-
10409	Others (Manufacture of vegetable and animal oils and fats)	138	72238	-	-	-	-	-	49700	540	-	-	50240	21998	-	-	-	21998	-	-	-	-	-
105	Manufacture of dairy products	8396	2337277	45000	-	-	-	45000	984476	47873	-	-	1032349	1124867	48837	-	-	1173703	85000	1225	-	-	86225
1050	Manufacture of dairy products	8396	2337277	45000	-	-	-	45000	984476	47873	-	-	1032349	1124867	48837	-	-	1173703	85000	1225	-	-	86225
10501	Manufacture of fresh liquid milk, pasteurized, sterilized, homogenized and/or ultra heat treated/ manufacture of milk-based drinks	362	322493	45000	-	-	-	45000	185000	-	-	-	185000	7493	-	-	-	7493	85000	-	-	-	85000
10502	Manufacture of cream from fresh liquid milk	549	70322	-	-	-	-	-	32075	-	-	-	32075	38207	41	-	-	38247	-	-	-	-	-
10503	Manufacture of dried or concentrated milk	105	83755	-	-	-	-	-	73535	-	-	-	73535	10220	-	-	-	10220	-	-	-	-	-
10504	Manufacture of butter/ cheese etc.	1742	11244	-	-	-	-	-	3150	-	-	-	3150	7479	615	-	-	8094	-	-	-	-	-
10505	Manufacture of yoghurt	3868	230894	-	-	-	-	-	70916	738	-	-	71654	157507	1733	-	-	159240	-	-	-	-	-

Major Industrial Group		No. of reporting units	Total GFCF	Dwelling (residential)					Other building and structure Machinery and equipment					Machinery and equipment					Intellectual Property Products				
				Acquisition of Fixed Assets(New/ Existing)	Addition/A Iteration and Major Improvements	Sale Proceeds from disposal of of fixed assets	Own account capital formation	GFCF	Acquisition of Fixed Assets(New/ Existing)	Addition/ Alteration and Major Improvements	Sale Proceeds from disposal of fixed assets	Own account capital formation	GFCF	Acquisition of Fixed Assets (New/Existing)	Addition/ Alteration and Major Improvements	Sale Proceeds from disposal of fixed assets	Own account capital formation	GFCF	Acquisition of Fixed Assets (New/ Existing)	Addition/ Alteration and Major Improvements	Sale Proceeds from disposal of of fixed assets	Own account capital formation	GFCF
PSIC Code	Description																						
1	2		4	5	6	7	8	9	10	11	12	13	14	15	16	17	18	19	20	21	22	23	24
10506	Manufacture of ice cream and other edible ice/ Manufacture of milk or cream in solid form	891	1184011	-	-	-	-	-	407900	335	-	-	408235	746551	28000	-	-	774551	-	1225	-	-	1225
10509	Others (Manufacture of dairy products)	879	434559	-	-	-	-	-	211900	46800	-	-	258700	157411	18448	-	-	175859	-	-	-	-	-
106	Manufacture of grain mill products, starches and starch products	94881	12564109	152334	11759	-	85	164178	7619428	30150	6083	1915	7645410	4604500	118086	24277	3634	4701943	47898	4680	-	-	52578
1061	Manufacture of grain mill products	94734	12519809	152334	11759	-	85	164178	7579428	30150	6083	1915	7605410	4600200	118086	24277	3634	4697643	47898	4680	-	-	52578
10611	Grain milling	88423	11293133	139909	11759	-	85	151753	6699445	29431	5470	1915	6725320	4276014	108093	20127	3634	4367614	43766	4680	-	-	48446
10612	Rice milling	358	48394	-	-	-	-	-	25548	-	-	-	25548	19161	6485	2800	-	22846	-	-	-	-	-
10613	Vegetable milling	108	18434	-	-	-	-	-	13500	-	-	-	13500	4934	-	-	-	4934	-	-	-	-	-
10614	Manufacture of cereal breakfast foods	80	60	-	-	-	-	-	-	-	-	-	-	60	-	-	-	60	-	-	-	-	-
10615	Manufacture of flour mixes and prepared blended flour and dough for bread, cakes, biscuits or pancakes	4802	774890	12425	-	-	-	12425	511235	719	613	-	511342	244718	3509	1235	-	246992	4132	-	-	-	4132
10619	Others (Manufacture of grain mill products).	963	384899	-	-	-	-	-	329700	-	-	-	329700	55314	-	116	-	55199	-	-	-	-	-
1062	Manufacture of starches and starch products	147	44300	-	-	-	-	-	40000	-	-	-	40000	4300	-	-	-	4300	-	-	-	-	-
10621	Manufacture of starches from rice, potatoes, maize etc.	20	44300	-	-	-	-	-	40000	-	-	-	40000	4300	-	-	-	4300	-	-	-	-	-
10625	Manufacture of corn oil	127	-	-	-	-	-	-	-	-	-	-	-	-	-	-	-	-	-	-	-	-	-
107	Manufacture of other food products	24482	2852628	67095	-	-	-	67095	1545078	5645	2900	9014	1556836	1182884	26227	1838	1727	1209000	19499	127	-	70	19696
1071	Manufacture of bakery products	18442	1652973	-	-	-	-	-	1029720	4799	2900	9014	1040632	583351	19041	938	1727	603181	9065	25	-	70	9160
10711	Manufacture of bread and rolls	2752	125892	-	-	-	-	-	72960	984	2900	7114	78158	45389	862	-	1349	47599	65	-	-	70	135
10712	Manufacture of fresh/ preserved pastry, cakes, pies, tarts etc.	1904	238972	-	-	-	-	-	97850	350	-	280	98480	136813	3308	-	91	140212	280	-	-	-	280
10713	Manufacture of rusks, biscuits and other “dry” bakery products/ snack products	3800	594205	-	-	-	-	-	368045	1334	-	1620	370999	212424	4360	-	270	217054	6152	-	-	-	6152
10719	Others (Manufacture of bakery products)	9986	693904	-	-	-	-	-	490865	2131	-	-	492995	188725	10511	938	18	198316	2568	25	-	-	2593
1072	Manufacture of sugar	2928	1025291	32095	-	-	-	32095	496914	846	-	-	497760	482704	2476	-	-	485180	10200	56	-	-	10256
10721	Manufacture or refining of sugar and sugar substitutes from the juice of cane, beet, maple and palm etc.	2892	1023491	32095	-	-	-	32095	496914	846	-	-	497760	480904	2476	-	-	483380	10200	56	-	-	10256
10722	Manufacture of sugar syrups	36	1800	-	-	-	-	-	-	-	-	-	-	1800	-	-	-	1800	-	-	-	-	-
1073	Manufacture of cocoa, chocolate and sugar confectionery	264	7395	-	-	-	-	-	2800	-	-	-	2800	4595	-	-	-	4595	-	-	-	-	-
10731	Manufacture of cocoa, cocoa butter, cocoa fat, cocoa oil	72	-	-	-	-	-	-	-	-	-	-	-	-	-	-	-	-	-	-	-	-	-

Major Industrial Group		No. of reporting units	Total GFCF	Dwelling (residential)					Other building and structure Machinery and equipment					Machinery and equipment					Intellectual Property Products				
				Acquisition of Fixed Assets(New/ Existing)	Addition/A Iteration and Major Improvements	Sale Proceeds from disposal of of fixed assets	Own account capital formation	GFCF	Acquisition of Fixed Assets(New/ Existing)	Addition/ Alteration and Major Improvements	Sale Proceeds from disposal of fixed assets	Own account capital formation	GFCF	Acquisition of Fixed Assets (New/Existing)	Addition/ Alteration and Major Improvements	Sale Proceeds from disposal of fixed assets	Own account capital formation	GFCF	Acquisition of Fixed Assets (New/ Existing)	Addition/ Alteration and Major Improvements	Sale Proceeds from disposal of of fixed assets	Own account capital formation	GFCF
PSIC Code	Description																						
1	2		4	5	6	7	8	9	10	11	12	13	14	15	16	17	18	19	20	21	22	23	24
10732	Manufacture of chocolate & chocolate confectionery, sugar confectionery etc.	105	3045	-	-	-	-	-	-	-	-	-	-	3045	-	-	-	3045	-	-	-	-	-
10734	Preserving in sugar of fruit, nuts, fruit peels and other parts of plants	87	4350	-	-	-	-	-	2800	-	-	-	2800	1550	-	-	-	1550	-	-	-	-	-
1075	Manufacture of prepared meals and dishes	1787	69290	-	-	-	-	-	-	-	-	-	-	65643	4266	900	-	69009	234	47	-	-	281
10751	Manufacture of meat or poultry dishes	765	32136	-	-	-	-	-	-	-	-	-	-	31676	778	600	-	31855	234	47	-	-	281
10752	Manufacture of fish dishes, including fish and chips	174	4668	-	-	-	-	-	-	-	-	-	-	3798	870	-	-	4668	-	-	-	-	-
10759	Others (Manufacture of prepared meals and dishes)	848	32487	-	-	-	-	-	-	-	-	-	-	30169	2618	300	-	32487	-	-	-	-	-
1079	Manufacture of other food products n.e.c.	1061	97679	35000	-	-	-	35000	15644	-	-	-	15644	46591	444	-	-	47035	-	-	-	-	-
10795	Manufacture of perishable prepared foods, such as sandwiches, fresh pizza	123	21935	-	-	-	-	-	594	-	-	-	594	21314	27	-	-	21341	-	-	-	-	-
10796	Manufacture of spices, sauces and condiments	71	16573	-	-	-	-	-	14000	-	-	-	14000	2573	-	-	-	2573	-	-	-	-	-
10798	Processing of salt into food-grade salt, e.g. iodized salt	97	43425	35000	-	-	-	35000	-	-	-	-	-	8425	-	-	-	8425	-	-	-	-	-
10799	Others (Manufacture of food products)	770	15747	-	-	-	-	-	1050	-	-	-	1050	14280	417	-	-	14697	-	-	-	-	-
11	Manufacture of beverages	483	173750	5250	-	-	-	5250	106635	-	-	-	106635	60645	730	280	-	61095	770	-	-	-	770
110	Manufacture of beverages	480	173714	5250	-	-	-	5250	106635	-	-	-	106635	60609	730	280	-	61059	770	-	-	-	770
1104	Manufacture of soft drinks; production of mineral waters and other bottled waters	480	173714	5250	-	-	-	5250	106635	-	-	-	106635	60609	730	280	-	61059	770	-	-	-	770
11041	Manufacture of non-alcoholic beverages	70	1008	-	-	-	-	-	-	-	-	-	-	1260	-	252	-	1008	-	-	-	-	-
11042	Production of natural mineral waters and other bottled waters	51	-	-	-	-	-	-	-	-	-	-	-	-	-	-	-	-	-	-	-	-	-
11043	Manufacture of soft drinks like lemonade, orangeade, cola, fruit drinks, tonic waters etc.	359	172706	5250	-	-	-	5250	106635	-	-	-	106635	59349	730	28	-	60051	770	-	-	-	770
113		3	36	-	-	-	-	-	-	-	-	-	-	36	-	-	-	36	-	-	-	-	-
1139		3	36	-	-	-	-	-	-	-	-	-	-	36	-	-	-	36	-	-	-	-	-
11399		3	36	-	-	-	-	-	-	-	-	-	-	36	-	-	-	36	-	-	-	-	-
12	Manufacture of tobacco products	11456	4001265	93100	-	-	-	93100	3271186	26833	-	-	3298019	587201	24830	1884	-	610146	-	-	-	-	-
120	Manufacture of tobacco products	11456	4001265	93100	-	-	-	93100	3271186	26833	-	-	3298019	587201	24830	1884	-	610146	-	-	-	-	-
1200	Manufacture of tobacco products	11456	4001265	93100	-	-	-	93100	3271186	26833	-	-	3298019	587201	24830	1884	-	610146	-	-	-	-	-
12001	Manufacture of tobacco products and products of tobacco substitutes etc.	11378	4000160	93100	-	-	-	93100	3271186	26833	-	-	3298019	586096	24830	1884	-	609041	-	-	-	-	-
12009	Others (Manufacture of tobacco products)	78	1105	-	-	-	-	-	-	-	-	-	-	1105	-	-	-	1105	-	-	-	-	-

Major Industrial Group		No. of reporting units	Total GFCF	Dwelling (residential)					Other building and structure Machinery and equipment					Machinery and equipment					Intellectual Property Products				
				Acquisition of Fixed Assets(New/ Existing)	Addition/A Iteration and Major Improvements	Sale Proceeds from disposal of of fixed assets	Own account capital formation	GFCF	Acquisition of Fixed Assets(New/ Existing)	Addition/ Alteration and Major Improvements	Sale Proceeds from disposal of fixed assets	Own account capital formation	GFCF	Acquisition of Fixed Assets (New/Existing)	Addition/ Alteration and Major Improvements	Sale Proceeds from disposal of fixed assets	Own account capital formation	GFCF	Acquisition of Fixed Assets (New/ Existing)	Addition/ Alteration and Major Improvements	Sale Proceeds from disposal of of fixed assets	Own account capital formation	GFCF
PSIC Code	Description																						
1	2		4	5	6	7	8	9	10	11	12	13	14	15	16	17	18	19	20	21	22	23	24
13	Manufacture of textiles	490215	10739412	506220	5762	-	-	511982	6686293	36217	23184	21877	6721202	3351584	67138	5992	76117	3488847	16649	732	-	-	17381
131	Spinning, weaving and finishing of textiles	9923	5056517	30720	-	-	-	30720	3639574	18600	-	-	3658174	1334912	32123	330	-	1366705	864	54	-	-	918
1311	Preparation and spinning of textile fibres	2435	1347511	30000	-	-	-	30000	908875	-	-	-	908875	405135	3448	-	-	408582	-	54	-	-	54
13111	Preparatory operations on textile fibres	218	105605	30000	-	-	-	30000	32250	-	-	-	32250	39857	3444	-	-	43301	-	54	-	-	54
13112	Spinning and manufacture of yarn or thread	2217	1241906	-	-	-	-	-	876625	-	-	-	876625	365278	4	-	-	365281	-	-	-	-	-
1312	Weaving of textiles	4298	787728	720	-	-	-	720	479179	2500	-	-	481679	296906	7890	330	-	304465	864	-	-	-	864
13121	Manufacture of broad woven cotton-type, woollen-type, worsted-type or silk-type fabrics	3081	637926	-	-	-	-	-	355635	2500	-	-	358135	277089	2600	330	-	279359	432	-	-	-	432
13122	Manufacture of other broad woven fabrics, using flax, ramie, hemp, jute, bast fibres and special yarns	76	5652	-	-	-	-	-	-	-	-	-	-	-	5220	-	-	5220	432	-	-	-	432
13129	Others (Weaving of textiles)	1141	144150	720	-	-	-	720	123544	-	-	-	123544	19816	70	-	-	19886	-	-	-	-	-
1313	Finishing of textiles	3190	2921278	-	-	-	-	-	2251520	16100	-	-	2267620	632872	20786	-	-	653658	-	-	-	-	-
13131	Bleaching and dyeing of textile fibres, yarns, fabrics and textile articles, including wearing apparel	1934	2537374	-	-	-	-	-	2119340	-	-	-	2119340	416848	1186	-	-	418034	-	-	-	-	-
13132	Dressing, drying, steaming, shrinking, mending, Sanforizing, mercerizing of textiles and textile articles, including wearing apparel	854	333132	-	-	-	-	-	92750	16100	-	-	108850	204682	19600	-	-	224282	-	-	-	-	-
13139	Others (Finishing of textiles)	402	50772	-	-	-	-	-	39430	-	-	-	39430	11342	-	-	-	11342	-	-	-	-	-
139	Manufacture of other textiles	480292	5682895	475500	5762	-	-	481262	3046719	17617	23184	21877	3063028	2016672	35015	5662	76117	2122142	15785	678	-	-	16463
1391	Manufacture of knitted and crocheted fabrics	670	6351	-	-	-	-	-	-	-	-	-	-	5822	529	-	-	6351	-	-	-	-	-
13910	Manufacture and processing of knitted or crocheted fabrics etc.	670	6351	-	-	-	-	-	-	-	-	-	-	5822	529	-	-	6351	-	-	-	-	-
1392	Manufacture of made-up textile articles, except apparel	27429	1564576	162809	2937	-	-	165746	778708	3474	1890	-	780292	615330	1380	528	1755	617938	306	294	-	-	600
13921	Manufacture, of made-up articles of any textile material	20272	990225	156179	2937	-	-	159116	461434	1638	1890	-	461182	368916	1222	510	5	369633	-	294	-	-	294
13922	Manufacture of made-up furnishing articles	6354	331086	6630	-	-	-	6630	160754	1836	-	-	162590	159810	-	-	1750	161560	306	-	-	-	306
13925		17	2380	-	-	-	-	-	-	-	-	-	-	2380	-	-	-	2380	-	-	-	-	-
13929	Others (Manufacture of made-up textile articles, except apparel)	786	240885	-	-	-	-	-	156520	-	-	-	156520	84225	158	18	-	84365	-	-	-	-	-
1393	Manufacture of carpets and rugs	51934	479337	910	-	-	-	910	334678	670	-	-	335348	137940	5245	106	-	143079	-	-	-	-	-
13930	Manufacture of textile floor coverings like carpets, rugs and mats, tiles etc.	51934	479337	910	-	-	-	910	334678	670	-	-	335348	137940	5245	106	-	143079	-	-	-	-	-

Major Industrial Group		No. of reporting units	Total GFCF	Dwelling (residential)					Other building and structure Machinery and equipment					Machinery and equipment					Intellectual Property Products				
				Acquisition of Fixed Assets(New/ Existing)	Addition/A Iteration and Major Improvements	Sale Proceeds from disposal of of fixed assets	Own account capital formation	GFCF	Acquisition of Fixed Assets(New/ Existing)	Addition/ Alteration and Major Improvements	Sale Proceeds from disposal of fixed assets	Own account capital formation	GFCF	Acquisition of Fixed Assets (New/Existing)	Addition/ Alteration and Major Improvements	Sale Proceeds from disposal of fixed assets	Own account capital formation	GFCF	Acquisition of Fixed Assets (New/ Existing)	Addition/ Alteration and Major Improvements	Sale Proceeds from disposal of of fixed assets	Own account capital formation	GFCF
PSIC Code	Description																						
1	2		4	5	6	7	8	9	10	11	12	13	14	15	16	17	18	19	20	21	22	23	24
1394	Manufacture of cordage, rope, twine and netting	30676	454085	32880	476	-	-	33356	245469	1617	-	-	247086	170717	3080	230	-	173567	77	-	-	-	77
13941	Manufacture of twine, cordage, rope and cables of textile fibres or strip or the like	21633	234603	4210	-	-	-	4210	212329	420	-	-	212749	17312	485	230	-	17567	77	-	-	-	77
13942	Manufacture of knotted netting of twine, cordage or rope including products of rope or netting	9043	219482	28670	476	-	-	29146	33140	1197	-	-	34337	153405	2595	-	-	155999	-	-	-	-	-
1399	Manufacture of other textiles n.e.c.	369583	3178546	278901	2349	-	-	281250	1687865	11856	21294	21877	1700303	1086862	24781	4798	74361	1181207	15403	384	-	-	15786
13991	Manufacture of labels, badges etc.	491	4886	-	-	-	-	-	-	-	-	-	-	4872	14	-	-	4886	-	-	-	-	-
13992	Manufacture of tulles and other net fabrics, and of lace and embroidery/ ornamental trimmings	355028	2903587	272379	567	-	-	272946	1462073	6142	19734	21828	1470310	1050741	23742	4005	74067	1144546	15403	384	-	-	15786
13999	Others (Manufacture of other textiles)	14064	270073	6522	1782	-	-	8304	225792	5714	1561	49	229993	31250	1025	793	294	31776	-	-	-	-	-
14	Manufacture of wearing apparel	82830	1557331	189643	254	-	-	189897	581451	19632	-	2558	603640	733926	29016	5161	2486	760267	3496	8	-	23	3527
141	Manufacture of wearing apparel, except fur apparel	72740	1443132	183798	254	-	-	184052	548962	16746	-	1756	567464	663736	27213	2314	1734	690369	1216	8	-	23	1247
1410	Manufacture of wearing apparel, except fur apparel	72740	1443132	183798	254	-	-	184052	548962	16746	-	1756	567464	663736	27213	2314	1734	690369	1216	8	-	23	1247
14101	Manufacture of wearing apparel made of leather or composition leather	288	3143	-	-	-	-	-	-	1050	-	-	1050	2081	12	-	-	2093	-	-	-	-	-
14102	Manufacture of other outerwear/ work wear	26160	1030016	183378	254	-	-	183632	383632	1806	-	-	385438	442357	17522	149	-	459731	1216	-	-	-	1216
14103	Manufacture of underwear and nightwear	858	29	-	-	-	-	-	-	-	-	-	-	29	-	-	-	29	-	-	-	-	-
14104	Manufacture of babies' garments, tracksuits and others etc.	809	125288	-	-	-	-	-	58746	8250	-	-	66996	52181	6111	-	-	58292	-	-	-	-	-
14105	Manufacture of other clothing accessories such as gloves, belts, shawls, ties, cravats, hairnets etc./ hats and caps	43454	257732	420	-	-	-	420	94419	5205	-	1408	101032	152669	3466	1621	1734	156249	-	8	-	23	31
14106	Manufacture of footwear of textile material without applied soles	35	2877	-	-	-	-	-	2450	-	-	-	2450	427	-	-	-	427	-	-	-	-	-
14109	Others (Manufacture of wearing apparel, except fur apparel)	1136	24047	-	-	-	-	-	9715	435	-	348	10498	13991	102	544	-	13549	-	-	-	-	-
142	Manufacture of articles of fur	166	-	-	-	-	-	-	-	-	-	-	-	-	-	-	-	-	-	-	-	-	-
1420	Manufacture of articles of fur	166	-	-	-	-	-	-	-	-	-	-	-	-	-	-	-	-	-	-	-	-	-
14200	Manufacture of articles made of fur skins	166	-	-	-	-	-	-	-	-	-	-	-	-	-	-	-	-	-	-	-	-	-
143	Manufacture of knitted and crocheted apparel	9924	114199	5845	-	-	-	5845	32489	2885	-	802	36176	70190	1803	2847	752	69898	2280	-	-	-	2280
1430	Manufacture of knitted and crocheted apparel	9924	114199	5845	-	-	-	5845	32489	2885	-	802	36176	70190	1803	2847	752	69898	2280	-	-	-	2280

Major Industrial Group		No. of reporting units	Total GFCF	Dwelling (residential)					Other building and structure Machinery and equipment					Machinery and equipment					Intellectual Property Products				
				Acquisition of Fixed Assets(New/ Existing)	Addition/Alteration and Major Improvements	Sale Proceeds from disposal of fixed assets	Own account capital formation	GFCF	Acquisition of Fixed Assets(New/ Existing)	Addition/Alteration and Major Improvements	Sale Proceeds from disposal of fixed assets	Own account capital formation	GFCF	Acquisition of Fixed Assets (New/Existing)	Addition/Alteration and Major Improvements	Sale Proceeds from disposal of fixed assets	Own account capital formation	GFCF	Acquisition of Fixed Assets (New/ Existing)	Addition/Alteration and Major Improvements	Sale Proceeds from disposal of fixed assets	Own account capital formation	GFCF
PSIC Code	Description																						
1	2		4	5	6	7	8	9	10	11	12	13	14	15	16	17	18	19	20	21	22	23	24
14301	Manufacture of knitted or crocheted wearing apparel and other made-up articles like pullovers, cardigans, jerseys, waistcoats and similar articles	7726	26433	5145	-	-	-	5145	6969	1185	-	802	8956	11784	1443	1647	752	12332	-	-	-	-	-
14302	Manufacture of hosiery, including socks, tights and pantyhose	1353	16430	-	-	-	-	-	-	-	-	-	-	15950	360	180	-	16130	300	-	-	-	300
14309	Others (Manufacture of knitting and crocheted apparel)	845	71336	700	-	-	-	700	25520	1700	-	-	27220	42456	-	1020	-	41436	1980	-	-	-	1980
15	Manufacture of leather and related products	22380	860067	10465	-	-	-	10465	721792	327	-	-	722119	123469	3714	35	-	127148	341	55	61	-	335
151	Tanning and dressing of leather; manufacture of luggage, handbags, saddlery and harness; dressing and dyeing of fur	1344	206635	1330	-	-	-	1330	178612	-	-	-	178612	26219	474	-	-	26693	-	-	-	-	-
1511	Tanning and dressing of leather; dressing and dyeing of fur	224	94508	-	-	-	-	-	84972	-	-	-	84972	9500	36	-	-	9536	-	-	-	-	-
15111	Tanning, dyeing and dressing of hides and skins	93	87776	-	-	-	-	-	79500	-	-	-	79500	8276	-	-	-	8276	-	-	-	-	-
15112	Scraping, shearing, plucking, currying, tanning, bleaching and dyeing of fur skins and hides with the hair on	72	5832	-	-	-	-	-	5472	-	-	-	5472	324	36	-	-	360	-	-	-	-	-
15119	Others (Tanning and dressing of leather, dressing and dyeing of fur)	59	900	-	-	-	-	-	-	-	-	-	-	900	-	-	-	900	-	-	-	-	-
1512	Manufacture of luggage, handbags and the like, saddlery and harness	1120	112127	1330	-	-	-	1330	93640	-	-	-	93640	16719	438	-	-	17157	-	-	-	-	-
15121	Manufacture of luggage, handbags and the like, of leather, composition leather or any other material	793	102666	1330	-	-	-	1330	93640	-	-	-	93640	7548	148	-	-	7696	-	-	-	-	-
15122	Manufacture of diverse articles of leather or composition leather	132	941	-	-	-	-	-	-	-	-	-	-	651	290	-	-	941	-	-	-	-	-
15129	Others (Manufacture of luggage, handbags and the saddlery and harness)	195	8520	-	-	-	-	-	-	-	-	-	-	8520	-	-	-	8520	-	-	-	-	-
152	Manufacture of footwear	21036	653432	9135	-	-	-	9135	543180	327	-	-	543507	97250	3240	35	-	100455	341	55	61	-	335
1520	Manufacture of footwear	21036	653432	9135	-	-	-	9135	543180	327	-	-	543507	97250	3240	35	-	100455	341	55	61	-	335
15201	Manufacture of footwear for all purposes, of any material, by any process	13397	188062	7735	-	-	-	7735	113455	292	-	-	113747	64331	2039	35	-	66335	263	43	61	-	245
15202	Manufacture of leather parts of footwear etc.	6471	463385	1400	-	-	-	1400	429725	35	-	-	429760	31135	999	-	-	32135	78	12	-	-	90
15209	Others (Manufacture of footwear)	1168	1986	-	-	-	-	-	-	-	-	-	-	1783	202	-	-	1986	-	-	-	-	-

Major Industrial Group		No. of reporting units	Total GFCF	Dwelling (residential)					Other building and structure Machinery and equipment					Machinery and equipment					Intellectual Property Products				
				Acquisition of Fixed Assets(New/ Existing)	Addition/A Iteration and Major Improvements	Sale Proceeds from disposal of of fixed assets	Own account capital formation	GFCF	Acquisition of Fixed Assets(New/ Existing)	Addition/ Alteration and Major Improvements	Sale Proceeds from disposal of fixed assets	Own account capital formation	GFCF	Acquisition of Fixed Assets (New/Existing)	Addition/ Alteration and Major Improvements	Sale Proceeds from disposal of fixed assets	Own account capital formation	GFCF	Acquisition of Fixed Assets (New/ Existing)	Addition/ Alteration and Major Improvements	Sale Proceeds from disposal of of fixed assets	Own account capital formation	GFCF
PSIC Code	Description																						
1	2		4	5	6	7	8	9	10	11	12	13	14	15	16	17	18	19	20	21	22	23	24
16	Manufacture of wood and of products of wood and cork, except furniture, manufacture of articles of straw and plaiting materials	130811	5873964	77250	1215	1215	-	77250	3763090	20715	4356	6797	3786246	1918671	82824	7997	9126	2002625	7792	70	18	-	7845
161	Sawmilling and planning of wood	15003	2903409	-	-	-	-	-	1908275	10782	-	1875	1920931	916503	58323	3548	6710	977988	4420	70	-	-	4490
1610	Sawmilling and planning of wood	15003	2903409	-	-	-	-	-	1908275	10782	-	1875	1920931	916503	58323	3548	6710	977988	4420	70	-	-	4490
16101	Sawing, planning and machining of wood/ slicing, peeling or chipping logs	13872	2840193	-	-	-	-	-	1867015	10458	-	1875	1879347	894871	58323	3548	6710	956356	4420	70	-	-	4490
16102	Manufacture of wooden railway sleepers	35	-	-	-	-	-	-	-	-	-	-	-	-	-	-	-	-	-	-	-	-	-
16103	Manufacture of unassembled wooden flooring/ wood wool, wood flour, chips, particles	222	20467	-	-	-	-	-	8860	-	-	-	8860	11607	-	-	-	11607	-	-	-	-	-
16109	Others (Manufacture of Sawmilling and planning of wood)	874	42749	-	-	-	-	-	32400	324	-	-	32724	10025	-	-	-	10025	-	-	-	-	-
162	Manufacture of products of wood, cork, straw and plaiting materials	115808	2970555	77250	1215	1215	-	77250	1854815	9934	4356	4922	1865315	1002168	24501	4448	2416	1024637	3372	-	18	-	3355
1621	Manufacture of veneer sheets and wood-based panels	5584	182915	-	-	-	-	-	135079	1462	-	54	136595	46314	1045	1544	505	46320	-	-	-	-	-
16212	Manufacture of plywood, veneer panels and similar laminated wood boards and sheets	247	441	-	-	-	-	-	-	-	-	-	-	343	98	-	-	441	-	-	-	-	-
16213	Manufacture of particle board and fibreboard/ densified wood etc.	64	6310	-	-	-	-	-	-	-	-	-	-	6310	-	-	-	6310	-	-	-	-	-
16219	Others (Manufacture of veneer sheets and wood-based panels)	5273	176163	-	-	-	-	-	135079	1462	-	54	136595	39660	947	1544	505	39568	-	-	-	-	-
1622	Manufacture of builders' carpentry and joinery	10572	612818	5250	-	-	-	5250	314546	5353	4356	4760	320303	278287	9003	1049	988	287230	35	-	-	-	35
16221	Manufacture of wooden goods intended to be used in the construction industry	9331	602651	5250	-	-	-	5250	311676	5353	4356	4760	317433	271690	8303	1014	988	279968	-	-	-	-	-
16222	Manufacture of prefabricated buildings, or elements thereof, predominantly of wood/ mobile homes / wood partitions etc.	1241	10167	-	-	-	-	-	2870	-	-	-	2870	6597	700	35	-	7262	35	-	-	-	35
1623	Manufacture of wooden containers	5215	463956	14050	-	-	-	14050	283347	140	-	-	283487	165930	507	18	-	166419	-	-	-	-	-
16231	Manufacture of packing cases, boxes, crates, drums/ cable-drums etc. of wood	4466	77763	12250	-	-	-	12250	11965	140	-	-	12105	53408	17	18	-	53408	-	-	-	-	-
16232	Manufacture of pallets, box pallets and other load boards of wood/ manufacture of barrels, vats, tubs and other coopers' products of wood	677	382983	1800	-	-	-	1800	269150	-	-	-	269150	111543	490	-	-	112033	-	-	-	-	-

Major Industrial Group		No. of reporting units	Total GFCF	Dwelling (residential)					Other building and structure Machinery and equipment					Machinery and equipment					Intellectual Property Products				
				Acquisition of Fixed Assets(New/ Existing)	Addition/A Iteration and Major Improve ments	Sale Proceeds from disposal of of fixed assets	Own account capital formation	GFCF	Acquisition of Fixed Assets(New/ Existing)	Addition/ Alteration and Major Improvem ents	Sale Proceeds from disposal of fixed assets	Own account capital formation	GFCF	Acquisition of Fixed Assets (New/Existi ng)	Addition/ Alteration and Major Improve ments	Sale Proceeds from disposal of fixed assets	Own account capital formation	GFCF	Acquisition of Fixed Assets (New/ Existing)	Addition/ Alteration and Major Improvem ents	Sale Proceeds from disposal of of fixed assets	Own account capital formatio n	GFCF
PSIC Code	Description																						
1	2		4	5	6	7	8	9	10	11	12	13	14	15	16	17	18	19	20	21	22	23	24
16233	Manufacture of wooden cable-drums	72	3211	-	-	-	-	-	2232	-	-	-	2232	979	-	-	-	979	-	-	-	-	-
1629	Manufacture of other products of wood; manufacture of articles of cork, straw and plaiting materials	94437	1710867	57950	1215	1215	-	57950	1121843	2979	-	108	1124930	511637	13945	1838	924	524668	3337	-	18	-	3320
16291	Manufacture of various wood products (see detail in description)	24414	877052	49000	1215	1215	-	49000	403216	1598	-	108	404922	409978	10643	1628	924	419917	3231	-	18	-	3214
16292	Natural cork processing, manufacture of agglomerated cork / articles of cork etc.	22129	36928	-	-	-	-	-	25155	-	-	-	25155	11027	850	210	-	11667	106	-	-	-	106
16299	Others(Manufacture of other products of wood, manufacture of articles of cork, straw and planting materials)	47894	796886	8950	-	-	-	8950	693472	1381	-	-	694853	90632	2452	-	-	93084	-	-	-	-	-
17	Manufacture of paper and paper products	1798	292803	60000	-	-	400	60400	185700	1245	1800	2600	187745	44681	12	34	-	44658	-	-	-	-	-
170	Manufacture of paper and paper products	1798	292803	60000	-	-	400	60400	185700	1245	1800	2600	187745	44681	12	34	-	44658	-	-	-	-	-
1701	Manufacture of pulp, paper and paperboard	215	39900	-	-	-	-	-	33600	-	-	-	33600	6300	-	-	-	6300	-	-	-	-	-
17013	Manufacture of paper and paperboard/ further processing of paper and paperboard	135	-	-	-	-	-	-	-	-	-	-	-	-	-	-	-	-	-	-	-	-	
17014	Manufacture of newsprint and other printing or writing paper	11	-	-	-	-	-	-	-	-	-	-	-	-	-	-	-	-	-	-	-	-	
17019	Others (Manufacture of pulp, paper and paperboard)	69	39900	-	-	-	-	-	33600	-	-	-	33600	6300	-	-	-	6300	-	-	-	-	-
1702	Manufacture of corrugated paper and paperboard and of containers of paper and paperboard	1494	252603	60000	-	-	400	60400	152100	1200	1800	2600	154100	38126	12	34	-	38103	-	-	-	-	-
17021	Manufacture of corrugated paper and paperboard and their container etc.	220	6912	-	-	-	-	-	-	-	-	-	-	6912	-	-	-	6912	-	-	-	-	-
17022	Manufacture of sacks, bags, office box files and similar articles of paper	1265	245689	60000	-	-	400	60400	152100	1200	1800	2600	154100	31211	12	34	-	31189	-	-	-	-	-
17029	Others (Manufacture of corrugated paper and paperboard and containers of paper and paperboard)	9	2	-	-	-	-	-	-	-	-	-	-	2	-	-	-	2	-	-	-	-	-
1709	Manufacture of other articles of paper and paperboard	89	300	-	-	-	-	-	-	45	-	-	45	255	-	-	-	255	-	-	-	-	-
17092	Manufacture of printing and writing paper, computer printout paper, self-copy paper etc. ready for use	17	-	-	-	-	-	-	-	-	-	-	-	-	-	-	-	-	-	-	-	-	

Major Industrial Group		No. of reporting units	Total GFCF	Dwelling (residential)					Other building and structure Machinery and equipment					Machinery and equipment					Intellectual Property Products				
				Acquisition of Fixed Assets(New/ Existing)	Addition/A Iteration and Major Improvements	Sale Proceeds from disposal of of fixed assets	Own account capital formation	GFCF	Acquisition of Fixed Assets(New/ Existing)	Addition/ Alteration and Major Improvements	Sale Proceeds from disposal of fixed assets	Own account capital formation	GFCF	Acquisition of Fixed Assets (New/Existing)	Addition/ Alteration and Major Improvements	Sale Proceeds from disposal of fixed assets	Own account capital formation	GFCF	Acquisition of Fixed Assets (New/ Existing)	Addition/ Alteration and Major Improvements	Sale Proceeds from disposal of of fixed assets	Own account capital formation	GFCF
PSIC Code	Description																						
1	2		4	5	6	7	8	9	10	11	12	13	14	15	16	17	18	19	20	21	22	23	24
17099	Others (Manufacture of other articles of paper and paperboard)	72	300	-	-	-	-	-	-	-	45	-	-	45	255	-	-	-	255	-	-	-	-
18	Printing and reproduction of recorded media	6681	523340	-	-	-	-	-	259760	192	-	8075	268027	247107	3596	4220	4080	250564	4074	-	-	675	4749
181	Printing and service activities related to printing	6681	523340	-	-	-	-	-	259760	192	-	8075	268027	247107	3596	4220	4080	250564	4074	-	-	675	4749
1811	Printing	2182	507477	-	-	-	-	-	259200	57	-	6750	266007	239469	1182	4160	4080	240571	224	-	-	675	899
18111	Printing of newspapers, magazines and other periodicals	310	20478	-	-	-	-	-	-	-	-	-	-	20478	-	-	-	20478	-	-	-	-	-
18112	Printing of books and brochures, music and music manuscripts, maps, atlases, posters, advertising catalogues, prospectuses and other printed advertising,	1518	426618	-	-	-	-	-	224000	57	-	6750	230807	193810	1182	4160	4080	194912	224	-	-	675	899
18115	Printing directly onto textiles, plastic, glass, metal, wood and ceramics (except silk-screen printing on textiles and wearing apparel)	81	281	-	-	-	-	-	-	-	-	-	-	281	-	-	-	281	-	-	-	-	-
18119	Other printing n.e.c.	273	60100	-	-	-	-	-	35200	-	-	-	35200	24900	-	-	-	24900	-	-	-	-	-
1812	Service activities related to printing	4499	15863	-	-	-	-	-	560	135	-	1325	2020	7639	2414	60	-	9993	3850	-	-	-	3850
18121	Binding of printed sheets	1580	8450	-	-	-	-	-	-	135	-	1325	1460	2014	1127	-	-	3140	3850	-	-	-	3850
18122	Composition, typesetting, phototypesetting, pre-press data input including scanning and optical character recognition, electronic make-up	46	350	-	-	-	-	-	-	-	-	-	-	350	-	-	-	350	-	-	-	-	-
18123	Plate-making services including image-setting and plate-setting	583	2368	-	-	-	-	-	560	-	-	-	560	1508	360	60	-	1808	-	-	-	-	-
18124	Preparation of plates and dies	86	675	-	-	-	-	-	-	-	-	-	-	-	675	-	-	675	-	-	-	-	-
18125	Design of printing products e.g. sketches, layouts, dummies etc.	209	2544	-	-	-	-	-	-	-	-	-	-	2544	-	-	-	2544	-	-	-	-	-
18126	Other graphic activities such as die-sinking or die-stamping, Braille copying, embossing, varnishing and laminating, collating and inseting, creasing	114	-	-	-	-	-	-	-	-	-	-	-	-	-	-	-	-	-	-	-	-	-
18129	Other (Service activities related to printing)	1881	1476	-	-	-	-	-	-	-	-	-	-	1223	253	-	-	1476	-	-	-	-	-
19	Manufacture of coke and refined petroleum products	4105	13831	-	-	-	-	-	7000	432	-	-	7432	6370	29	-	-	6399	-	-	-	-	-
191	Manufacture of coke oven products	195	13399	-	-	-	-	-	7000	-	-	-	7000	6370	29	-	-	6399	-	-	-	-	-
1910	Manufacture of coke oven products	195	13399	-	-	-	-	-	7000	-	-	-	7000	6370	29	-	-	6399	-	-	-	-	-

Major Industrial Group		No. of reporting units	Total GFCF	Dwelling (residential)					Other building and structure Machinery and equipment					Machinery and equipment					Intellectual Property Products				
				Acquisition of Fixed Assets(New/ Existing)	Addition/A lteration and Major Improveme nts	Sale Proceeds from disposal of of fixed assets	Own account capital formation	GFCF	Acquisition of Fixed Assets(New/ Existing)	Addition/ Alteration and Major Improvem ents	Sale Proceeds from disposal of fixed assets	Own account capital formation	GFCF	Acquisition of Fixed Assets (New/Existi ng)	Addition/ Alteration and Major Improveme nts	Sale Proceeds from disposal of fixed assets	Own account capital formation	GFCF	Acquisition of Fixed Assets (New/ Existing)	Addition/ Alteration and Major Improveme nts	Sale Proceeds from disposal of of fixed assets	Own account capital formatio n	GFCF
PSIC Code	Description																						
1	2		4	5	6	7	8	9	10	11	12	13	14	15	16	17	18	19	20	21	22	23	24
19101	Operation of coke ovens	16	-	-	-	-	-	-	-	-	-	-	-	-	-	-	-	-	-	-	-	-	
19102	Production of coke and semi-coke/ production of coke oven gas	35	13370	-	-	-	-	-	7000	-	-	-	7000	6370	-	-	-	6370	-	-	-	-	
19104	Production of crude coal and lignite tars	144	29	-	-	-	-	-	-	-	-	-	-	-	29	-	-	29	-	-	-	-	
192	Manufacture of refined petroleum products	3910	432	-	-	-	-	-	-	432	-	-	432	-	-	-	-	-	-	-	-	-	
1920	Manufacture of refined petroleum products	3910	432	-	-	-	-	-	-	432	-	-	432	-	-	-	-	-	-	-	-	-	
19206	Manufacture of hard-coal and lignite fuel briquettes / petroleum briquettes	180	432	-	-	-	-	-	-	432	-	-	432	-	-	-	-	-	-	-	-	-	
19207	Blending of bio fuels	3730	-	-	-	-	-	-	-	-	-	-	-	-	-	-	-	-	-	-	-	-	
20	Manufacture of chemicals and chemical products	946	150451	-	-	-	-	-	112800	-	-	-	112800	37127	524	-	-	37651	-	-	-	-	
202	Manufacture of other chemical products	674	126805	-	-	-	-	-	96000	-	-	-	96000	30724	81	-	-	30805	-	-	-	-	
2022	Manufacture of paints, varnishes and similar coatings, printing ink and mastics	79	41820	-	-	-	-	-	34000	-	-	-	34000	7820	-	-	-	7820	-	-	-	-	
20221	Manufacture of paints and varnishes, enamels or lacquers	68	41820	-	-	-	-	-	34000	-	-	-	34000	7820	-	-	-	7820	-	-	-	-	
20222	Manufacture of prepared pigments and dyes, opacifiers and colours	11	-	-	-	-	-	-	-	-	-	-	-	-	-	-	-	-	-	-	-	-	
2023	Manufacture of soap and detergents, cleaning and polishing preparations, perfumes and toilet preparations	564	82985	-	-	-	-	-	62000	-	-	-	62000	20904	81	-	-	20985	-	-	-	-	
20232	Manufacture of soap	105	3609	-	-	-	-	-	-	-	-	-	-	3609	-	-	-	3609	-	-	-	-	
20234	Manufacture of surface-active preparations (washing powders and detergents, dish-washing preparations, textile softeners)	43	4732	-	-	-	-	-	-	-	-	-	-	4732	-	-	-	4732	-	-	-	-	
20235	Manufacture of cleaning and polishing products	416	74644	-	-	-	-	-	62000	-	-	-	62000	12563	81	-	-	12644	-	-	-	-	
2029	Manufacture of other chemical products n.e.c.	31	2000	-	-	-	-	-	-	-	-	-	-	2000	-	-	-	2000	-	-	-	-	
20294	Manufacture of photographic plates, films, sensitized paper and other sensitized unexposed materials	15	-	-	-	-	-	-	-	-	-	-	-	-	-	-	-	-	-	-	-	-	
20298	Manufacture of matches	16	2000	-	-	-	-	-	-	-	-	-	-	2000	-	-	-	2000	-	-	-	-	
203	Manufacture of man-made fibres	272	23646	-	-	-	-	-	16800	-	-	-	16800	6403	443	-	-	6846	-	-	-	-	
2030	Manufacture of man-made fibres	272	23646	-	-	-	-	-	16800	-	-	-	16800	6403	443	-	-	6846	-	-	-	-	

Major Industrial Group		No. of reporting units	Total GFCF	Dwelling (residential)					Other building and structure Machinery and equipment					Machinery and equipment					Intellectual Property Products				
				Acquisition of Fixed Assets(New/ Existing)	Addition/A Iteration and Major Improvements	Sale Proceeds from disposal of of fixed assets	Own account capital formation	GFCF	Acquisition of Fixed Assets(New/ Existing)	Addition/ Alteration and Major Improvements	Sale Proceeds from disposal of fixed assets	Own account capital formation	GFCF	Acquisition of Fixed Assets (New/Existing)	Addition/ Alteration and Major Improvements	Sale Proceeds from disposal of fixed assets	Own account capital formation	GFCF	Acquisition of Fixed Assets (New/ Existing)	Addition/ Alteration and Major Improvements	Sale Proceeds from disposal of of fixed assets	Own account capital formation	GFCF
PSIC Code	Description																						
1	2		4	5	6	7	8	9	10	11	12	13	14	15	16	17	18	19	20	21	22	23	24
20302	Manufacture of synthetic or artificial staple fibres, not carded, combed or otherwise processed for spinning	67	670	-	-	-	-	-	-	-	-	-	-	670	-	-	-	670	-	-	-	-	-
20303	Manufacture of synthetic or artificial filament yarn, including high-tenacity yarn	37	-	-	-	-	-	-	-	-	-	-	-	-	-	-	-	-	-	-	-	-	-
20309	Others (Manufacture of man-made fibres)	168	22976	-	-	-	-	-	16800	-	-	-	16800	5733	443	-	-	6176	-	-	-	-	-
21	Manufacture of basic pharmaceutical products and pharmaceutical preparations	53	68641	-	-	-	-	-	52500	-	-	-	52500	16078	63	-	-	16141	-	-	-	-	-
210	Manufacture of pharmaceuticals, medicinal chemical and botanical product	53	68641	-	-	-	-	-	52500	-	-	-	52500	16078	63	-	-	16141	-	-	-	-	-
2100	Manufacture of pharmaceuticals, medicinal chemical and botanical products	53	68641	-	-	-	-	-	52500	-	-	-	52500	16078	63	-	-	16141	-	-	-	-	-
21003	Manufacture of medicaments including homeopathic preparations	53	68641	-	-	-	-	-	52500	-	-	-	52500	16078	63	-	-	16141	-	-	-	-	-
22	Manufacture of rubber and plastics products	6799	1613822	28860	2700	-	135	31695	929229	7855	140	204936	1141880	407126	8938	168	22885	438780	1037	160	-	270	1467
221	Manufacture of rubber products	379	2698	-	-	-	-	-	-	-	-	-	-	2475	223	-	-	2698	-	-	-	-	-
2211	Manufacture of rubber tyres and tubes; retreading and rebuilding of rubber tyres	21	-	-	-	-	-	-	-	-	-	-	-	-	-	-	-	-	-	-	-	-	-
22113	Manufacture of interchangeable tyre treads, tyre flaps, "camelback" strips for retreading tyres etc./ tyre rebuilding and retreading	21	-	-	-	-	-	-	-	-	-	-	-	-	-	-	-	-	-	-	-	-	-
2219	Manufacture of other rubber products	358	2698	-	-	-	-	-	-	-	-	-	-	2475	223	-	-	2698	-	-	-	-	-
22191	Manufacture of other products of natural or synthetic rubber (see description for detail)	118	2478	-	-	-	-	-	-	-	-	-	-	2315	163	-	-	2478	-	-	-	-	-
22192	Manufacture of rubber brushes, pipe stems, combs, hair pins etc.	194	220	-	-	-	-	-	-	-	-	-	-	160	60	-	-	220	-	-	-	-	-
22199	Others (Manufacture of other rubber products)	46	-	-	-	-	-	-	-	-	-	-	-	-	-	-	-	-	-	-	-	-	-
222	Manufacture of plastics products	6420	1611124	28860	2700	-	135	31695	929229	7855	140	204936	1141880	404651	8715	168	22885	436083	1037	160	-	270	1467
2220	Manufacture of plastics products	6420	1611124	28860	2700	-	135	31695	929229	7855	140	204936	1141880	404651	8715	168	22885	436083	1037	160	-	270	1467
22201	Manufacture of semi-manufactures and finished plastic products/ plastic articles for the packing of goods	1448	168842	4860	-	-	-	4860	58644	2230	140	168	60902	99986	2794	168	-	102612	308	160	-	-	468
22202	Manufacture of builders' plastics ware(see note for detail)	603	18206	-	-	-	-	-	-	-	-	-	-	18206	-	-	-	18206	-	-	-	-	-

Major Industrial Group		No. of reporting units	Total GFCF	Dwelling (residential)					Other building and structure Machinery and equipment					Machinery and equipment					Intellectual Property Products				
				Acquisition of Fixed Assets(New/ Existing)	Addition/A Iteration and Major Improvements	Sale Proceeds from disposal of of fixed assets	Own account capital formation	GFCF	Acquisition of Fixed Assets(New/ Existing)	Addition/ Alteration and Major Improvements	Sale Proceeds from disposal of fixed assets	Own account capital formation	GFCF	Acquisition of Fixed Assets (New/Existing)	Addition/ Alteration and Major Improvements	Sale Proceeds from disposal of fixed assets	Own account capital formation	GFCF	Acquisition of Fixed Assets (New/ Existing)	Addition/ Alteration and Major Improvements	Sale Proceeds from disposal of of fixed assets	Own account capital formation	GFCF
PSIC Code	Description																						
1	2		4	5	6	7	8	9	10	11	12	13	14	15	16	17	18	19	20	21	22	23	24
22203	Manufacture of plastic tableware, kitchenware and toilet articles	202	92720	13500	2700	-	135	16335	38000	-	-	108	38108	36360	1350	-	567	38277	-	-	-	-	-
22204	Manufacture of artificial stone/ plastic signs etc.	214	720	-	-	-	-	-	-	-	-	-	-	360	360	-	-	720	-	-	-	-	-
22209	Manufacture of other diverse plastic products	3953	1330636	10500	-	-	-	10500	832585	5625	-	204660	1042870	249739	4211	-	22318	276268	729	-	-	270	999
23	Manufacture of other non-metallic mineral products	14565	10104427	59591	486	-	-	60077	7189451	37638	3140	1750	7225698	2775573	46366	19876	13370	2815432	3185	-	-	35	3220
231	Manufacture of glass and glass products	83	-	-	-	-	-	-	-	-	-	-	-	-	-	-	-	-	-	-	-	-	-
2310	Manufacture of glass and glass products	83	-	-	-	-	-	-	-	-	-	-	-	-	-	-	-	-	-	-	-	-	-
23109	Others (Manufacture of glass and glass products)	83	-	-	-	-	-	-	-	-	-	-	-	-	-	-	-	-	-	-	-	-	-
239	Manufacture of non-metallic mineral products n.e.c.	14482	10104427	59591	486	-	-	60077	7189451	37638	3140	1750	7225698	2775573	46366	19876	13370	2815432	3185	-	-	35	3220
2392	Manufacture of clay building materials	5281	1878140	1944	486	-	-	2430	936944	2680	-	1750	941374	921518	594	385	12600	934327	10	-	-	-	10
23921	Manufacture of non-refractory ceramic hearth or wall tiles, mosaic cubes etc.	1181	111785	-	-	-	-	-	79705	-	-	-	79705	31897	183	-	-	32080	-	-	-	-	-
23922	Manufacture of structural non-refractory clay building materials, like ceramic bricks, roofing tiles, pipes, conduits etc./ flooring blocks in baked clay	4100	1766355	1944	486	-	-	2430	857239	2680	-	1750	861669	889621	411	385	12600	902247	10	-	-	-	10
2393	Manufacture of other porcelain and ceramic products	1711	14238	2872	-	-	-	2872	4460	175	140	-	4495	7153	-	282	-	6871	-	-	-	-	-
23931	Manufacture of ceramic tableware and other domestic or toilet articles etc.	939	6193	72	-	-	-	72	1800	-	-	-	1800	4603	-	282	-	4321	-	-	-	-	-
23933	Manufacture of ceramic laboratory, chemical and industrial products etc.	35	-	-	-	-	-	-	-	-	-	-	-	-	-	-	-	-	-	-	-	-	-
23939	Manufacture of other porcelain and ceramic products n.e.c.	737	8045	2800	-	-	-	2800	2660	175	140	-	2695	2550	-	-	-	2550	-	-	-	-	-
2394	Manufacture of cement, lime and plaster	68	51456	-	-	-	-	-	48000	-	-	-	48000	3456	-	-	-	3456	-	-	-	-	-
23941	Manufacture of clinkers and hydraulic cements, including Portland, aluminous cement, slag cement and super phosphate cements	32	51456	-	-	-	-	-	48000	-	-	-	48000	3456	-	-	-	3456	-	-	-	-	-
23942	Manufacture of quicklime, slaked lime and hydraulic lime	36	-	-	-	-	-	-	-	-	-	-	-	-	-	-	-	-	-	-	-	-	-

Major Industrial Group		No. of reporting units	Total GFCF	Dwelling (residential)					Other building and structure Machinery and equipment					Machinery and equipment					Intellectual Property Products				
				Acquisition of Fixed Assets(New/ Existing)	Addition/A Iteration and Major Improvements	Sale Proceeds from disposal of of fixed assets	Own account capital formation	GFCF	Acquisition of Fixed Assets(New/ Existing)	Addition/ Alteration and Major Improvements	Sale Proceeds from disposal of fixed assets	Own account capital formation	GFCF	Acquisition of Fixed Assets (New/Existing)	Addition/ Alteration and Major Improvements	Sale Proceeds from disposal of fixed assets	Own account capital formation	GFCF	Acquisition of Fixed Assets (New/ Existing)	Addition/ Alteration and Major Improvements	Sale Proceeds from disposal of of fixed assets	Own account capital formation	GFCF
PSIC Code	Description																						
1	2		4	5	6	7	8	9	10	11	12	13	14	15	16	17	18	19	20	21	22	23	24
2395	Manufacture of articles of concrete, cement and plaster	4904	3040580	54775	-	-	-	54775	2297630	19483	3000	-	2314113	667089	4373	750	420	671132	525	-	-	35	560
23951	Manufacture of precast concrete, cement or artificial stone articles and plaster articles for use in construction	3497	2803542	52675	-	-	-	52675	2170930	19115	3000	-	2187045	561892	2681	750	-	563822	-	-	-	-	-
23952	Manufacture of prefabricated structural components for buildings or civil engineering of cement, concrete or artificial stone	84	315	-	-	-	-	-	-	-	-	-	-	315	-	-	-	315	-	-	-	-	-
23953	Manufacture of articles of asbestos-cement or cellulose fibre-cement or the like (sheets, panels, tiles,, pipes, troughs, basins, sinks, furniture, frames etc.)	848	194633	2100	-	-	-	2100	126700	368	-	-	127068	63558	928	-	420	64906	525	-	-	35	560
23959	Manufacture of other articles of concrete, plaster, cement or artificial stone	475	42089	-	-	-	-	-	-	-	-	-	-	41325	765	-	-	42089	-	-	-	-	-
2396	Cutting, shaping and finishing of stone	1923	4750478	-	-	-	-	-	3634251	15300	-	-	3649551	1075583	40803	18459	350	1098277	2650	-	-	-	2650
23961	Cutting, shaping and finishing of stone for use in construction, in cemeteries, on roads, as roofing etc.	1923	4750478	-	-	-	-	-	3634251	15300	-	-	3649551	1075583	40803	18459	350	1098277	2650	-	-	-	2650
2399	Manufacture of other non-metallic mineral products n.e.c.	595	369536	-	-	-	-	-	268166	-	-	-	268166	100774	596	-	-	101370	-	-	-	-	-
23991	Manufacture of millstones, sharpening or polishing stones and natural or artificial abrasive products, including abrasive products on a soft base	328	55076	-	-	-	-	-	126	-	-	-	126	54354	596	-	-	54950	-	-	-	-	-
23992	Manufacture of friction material and unmounted articles thereof with a base of mineral substances or of cellulose	267	314460	-	-	-	-	-	268040	-	-	-	268040	46420	-	-	-	46420	-	-	-	-	-
24	Manufacture of basic metals	5240	498702	-	-	-	-	-	123650	-	-	1150	124800	362800	11284	834	652	373902	-	-	-	-	-
241	Manufacture of basic iron and steel	309	28447	-	-	-	-	-	12650	-	-	1150	13800	14561	216	690	560	14647	-	-	-	-	-
2410	Manufacture of basic iron and steel	309	28447	-	-	-	-	-	12650	-	-	1150	13800	14561	216	690	560	14647	-	-	-	-	-
24105	Production of semi-finished products of steel	88	-	-	-	-	-	-	-	-	-	-	-	-	-	-	-	-	-	-	-	-	-
24106	Manufacture of hot/cold-rolled flat-rolled products of steel/ hot-rolled bars and rods, open sections of steel, steel bars and solid sections of steel by cold drawing, grinding or turning/ wire of steel	103	960	-	-	-	-	-	-	-	-	-	-	960	-	-	-	960	-	-	-	-	-

Major Industrial Group		No. of reporting units	Total GFCF	Dwelling (residential)					Other building and structure Machinery and equipment					Machinery and equipment					Intellectual Property Products				
				Acquisition of Fixed Assets(New/ Existing)	Addition/A lteration and Major Improveme nts	Sale Proceeds from disposal of of fixed assets	Own account capital formation	GFCF	Acquisition of Fixed Assets(New/ Existing)	Addition/ Alteration and Major Improvem ents	Sale Proceeds from disposal of fixed assets	Own account capital formation	GFCF	Acquisition of Fixed Assets (New/Existi ng)	Addition/ Alteration and Major Improveme nts	Sale Proceeds from disposal of fixed assets	Own account capital formation	GFCF	Acquisition of Fixed Assets (New/ Existing)	Addition/ Alteration and Major Improveme nts	Sale Proceeds from disposal of of fixed assets	Own account capital formatio n	GFCF
PSIC Code	Description																						
1	2		4	5	6	7	8	9	10	11	12	13	14	15	16	17	18	19	20	21	22	23	24
24109	Others (Manufacture of basic iron and steel)	118	27487	-	-	-	-	-	12650	-	-	1150	13800	13601	216	690	560	13687	-	-	-	-	-
242	Manufacture of basic precious and other non-ferrous metals	64	-	-	-	-	-	-	-	-	-	-	-	-	-	-	-	-	-	-	-	-	-
2420	Manufacture of basic precious and other non-ferrous metals	64	-	-	-	-	-	-	-	-	-	-	-	-	-	-	-	-	-	-	-	-	-
24201	Production and refining of unwrought or wrought precious metals, precious metal alloys/ semi-products: gold, silver, platinum etc. from ore and scrap	22	-	-	-	-	-	-	-	-	-	-	-	-	-	-	-	-	-	-	-	-	-
24205	Production of copper alloys/ manufacture of fuse wire or strip/ semi-manufacturing of copper	42	-	-	-	-	-	-	-	-	-	-	-	-	-	-	-	-	-	-	-	-	-
243	Casting of metals	4867	470255	-	-	-	-	-	111000	-	-	-	111000	348239	11068	144	92	359255	-	-	-	-	-
2431	Casting of iron and steel	4867	470255	-	-	-	-	-	111000	-	-	-	111000	348239	11068	144	92	359255	-	-	-	-	-
24313	Manufacture of tubes, pipes and hollow profiles and fittings of cast-iron, manufacture of seamless tubes and pipes of steel/ fittings of cast-steel	43	-	-	-	-	-	-	-	-	-	-	-	-	-	-	-	-	-	-	-	-	-
24319	Others (Casting of iron and steel)	4824	470255	-	-	-	-	-	111000	-	-	-	111000	348239	11068	144	92	359255	-	-	-	-	-
25	Manufacture of fabricated metal products, except machinery and equipment	50804	4453141	60840	-	-	675	61515	2302714	18126	9978	28225	2339087	1994654	46225	10720	9294	2039452	12842	245	-	-	13087
251	Manufacture of structural metal products, tanks, reservoirs and steam generators	26055	2134721	-	-	-	-	-	1032185	2850	458	6975	1041552	1054258	26415	5838	6298	1081133	11791	245	-	-	12036
2511	Manufacture of structural metal products	25958	2134721	-	-	-	-	-	1032185	2850	458	6975	1041552	1054258	26415	5838	6298	1081133	11791	245	-	-	12036
25111	Manufacture of metal frameworks or skeletons for construction and parts thereof (towers, bridges etc.)/ Industrial frameworks in metal (frameworks for blast furnaces, lifting and handling equipment etc.)	194	23450	-	-	-	-	-	-	-	-	-	-	23090	-	-	-	23090	360	-	-	-	360
25112	Manufacture of prefabricated buildings mainly of metal, metal doors, windows and their frames, shutters and gates, room partitions etc.	25700	2111271	-	-	-	-	-	1032185	2850	458	6975	1041552	1031168	26415	5838	6298	1058043	11431	245	-	-	11676
25119	Others (Manufacture of structural metal products)	64	-	-	-	-	-	-	-	-	-	-	-	-	-	-	-	-	-	-	-	-	-

Major Industrial Group		No. of reporting units	Total GFCF	Dwelling (residential)					Other building and structure Machinery and equipment					Machinery and equipment					Intellectual Property Products				
				Acquisition of Fixed Assets(New/ Existing)	Addition/A Iteration and Major Improvements	Sale Proceeds from disposal of of fixed assets	Own account capital formation	GFCF	Acquisition of Fixed Assets(New/ Existing)	Addition/ Alteration and Major Improvements	Sale Proceeds from disposal of fixed assets	Own account capital formation	GFCF	Acquisition of Fixed Assets (New/Existing)	Addition/ Alteration and Major Improvements	Sale Proceeds from disposal of fixed assets	Own account capital formation	GFCF	Acquisition of Fixed Assets (New/ Existing)	Addition/ Alteration and Major Improvements	Sale Proceeds from disposal of of fixed assets	Own account capital formation	GFCF
PSIC Code	Description																						
1	2		4	5	6	7	8	9	10	11	12	13	14	15	16	17	18	19	20	21	22	23	24
2512	Manufacture of tanks, reservoirs and containers of metal	97	-	-	-	-	-	-	-	-	-	-	-	-	-	-	-	-	-	-	-	-	
25121	Manufacture of reservoirs, tanks and similar containers of metal, of types normally installed as fixtures for storage or manufacturing use	62	-	-	-	-	-	-	-	-	-	-	-	-	-	-	-	-	-	-	-	-	
25122	Manufacture of metal containers for compressed or liquefied gas	35	-	-	-	-	-	-	-	-	-	-	-	-	-	-	-	-	-	-	-	-	
252	Manufacture of weapons and ammunition	51	2601	-	-	-	-	-	-	-	-	-	-	2601	-	-	-	2601	-	-	-	-	
2520	Manufacture of weapons and ammunition	51	2601	-	-	-	-	-	-	-	-	-	-	2601	-	-	-	2601	-	-	-	-	
25202	Manufacture of small arms (revolvers, shotguns, light machine guns)	51	2601	-	-	-	-	-	-	-	-	-	-	2601	-	-	-	2601	-	-	-	-	
259	Manufacture of other fabricated metal products; metalworking service activities	24698	2315819	60840	-	-	675	61515	1270529	15276	9520	21250	1297535	937795	19810	4882	2996	955719	1051	-	-	-	1051
2591	Forging, pressing, stamping and roll-forming of metal; powder metallurgy	35	-	-	-	-	-	-	-	-	-	-	-	-	-	-	-	-	-	-	-	-	
25911	Forging, pressing, stamping and roll-forming of metal	35	-	-	-	-	-	-	-	-	-	-	-	-	-	-	-	-	-	-	-	-	
2592	Treatment and coating of metals; machining	1198	740483	16200	-	-	675	16875	422775	-	-	-	422775	298431	2039	-	363	300833	-	-	-	-	
25921	Plating, anodizing etc., heat treatment, deburring, sandblasting, tumbling, cleaning of metals	35	350	-	-	-	-	-	-	-	-	-	-	350	-	-	-	350	-	-	-	-	
25922	Colouring and engraving, non-metallic coating, hardening, buffing of metals	78	-	-	-	-	-	-	-	-	-	-	-	-	-	-	-	-	-	-	-	-	
25923	Boring, turning, milling, eroding, planning, lapping, broaching, levelling, sawing, grinding, sharpening, polishing, welding, splicing etc. of metalwork pieces	1005	729845	16200	-	-	675	16875	422775	-	-	-	422775	288593	1239	-	363	290195	-	-	-	-	
25924	Cutting of and writing on metals by means of laser beams	80	10288	-	-	-	-	-	-	-	-	-	-	9488	800	-	-	10288	-	-	-	-	
2593	Manufacture of cutlery, hand tools and general hardware	15634	777275	10640	-	-	-	10640	477029	15146	9520	21250	503905	259867	6060	4812	593	261707	1023	-	-	-	1023
25931	Manufacture of cutlery	164	-	-	-	-	-	-	-	-	-	-	-	-	-	-	-	-	-	-	-	-	
25932	Manufacture of knives and cutting blades, hand tools, non-power-driven agricultural hand tools, saws and saw blades for machines or for mechanical appliances	13672	580511	10640	-	-	-	10640	391404	10996	9520	17850	410730	156302	5881	3996	-	158188	953	-	-	-	953

Major Industrial Group		No. of reporting units	Total GFCF	Dwelling (residential)					Other building and structure Machinery and equipment					Machinery and equipment					Intellectual Property Products				
				Acquisition of Fixed Assets(New/ Existing)	Addition/A lteration and Major Improveme nts	Sale Proceeds from disposal of of fixed assets	Own account capital formation	GFCF	Acquisition of Fixed Assets(New/ Existing)	Addition/ Alteration and Major Improvem ents	Sale Proceeds from disposal of fixed assets	Own account capital formation	GFCF	Acquisition of Fixed Assets (New/Existi ng)	Addition/ Alteration and Major Improveme nts	Sale Proceeds from disposal of fixed assets	Own account capital formation	GFCF	Acquisition of Fixed Assets (New/ Existing)	Addition/ Alteration and Major Improveme nts	Sale Proceeds from disposal of of fixed assets	Own account capital formatio n	GFCF
PSIC Code	Description																						
1	2		4	5	6	7	8	9	10	11	12	13	14	15	16	17	18	19	20	21	22	23	24
25933	Manufacture of padlocks, locks, keys, hinges and the like, hardware for buildings, furniture, vehicles etc.	813	45910	-	-	-	-	-	9075	-	-	-	9075	36467	114	-	185	36765	70	-	-	-	70
25934	Manufacture of other tools of such nature n.e.c.	985	150855	-	-	-	-	-	76550	4150	-	3400	84100	67098	65	816	408	66755	-	-	-	-	-
2599	Manufacture of other fabricated metal products n.e.c.	7831	798061	34000	-	-	-	34000	370725	130	-	-	370855	379497	11711	70	2040	393178	28	-	-	-	28
25991	Manufacture of cans, drums, buckets, boxes, tins and cans for food products, metal cable, plaited bands and similar articles,	4748	445416	-	-	-	-	-	228225	130	-	-	228355	215371	1651	-	40	217062	-	-	-	-	-
25992	Manufacture of uninsulated metal cable or insulated cable not capable of being used as a conductor of electricity, articles made of wire etc.	143	696	-	-	-	-	-	-	-	-	-	-	-	696	-	-	696	-	-	-	-	-
25993	Manufacture of screw machine products, nails and pins, bolts, screws, nuts, springs, chains etc.	798	187165	-	-	-	-	-	140940	-	-	-	140940	44621	476	-	1100	46197	28	-	-	-	28
25994	Manufacture of metal household articles	1998	162930	34000	-	-	-	34000	1560	-	-	-	1560	117652	8888	70	900	127370	-	-	-	-	-
25995	Manufacture of metal goods for office use, except furniture	36	162	-	-	-	-	-	-	-	-	-	-	162	-	-	-	162	-	-	-	-	-
25996	Manufacture of safes, strongboxes, armoured doors etc.	36	72	-	-	-	-	-	-	-	-	-	-	72	-	-	-	72	-	-	-	-	-
25997	Manufacture of various metal articles	72	1620	-	-	-	-	-	-	-	-	-	-	1620	-	-	-	1620	-	-	-	-	-
26	Manufacture of computer, electronic and optical products	88	61404	-	-	-	-	-	56000	-	-	-	56000	5404	-	-	-	5404	-	-	-	-	-
261	Manufacture of electronic components and boards	14	56084	-	-	-	-	-	56000	-	-	-	56000	84	-	-	-	84	-	-	-	-	-
2610	Manufacture of electronic components and boards	14	56084	-	-	-	-	-	56000	-	-	-	56000	84	-	-	-	84	-	-	-	-	-
26101	Manufacture of capacitors, electronic, resistors, electronic, microprocessors, bare printed circuit boards, electron tubes, electronic connectors, integrated circuits	14	56084	-	-	-	-	-	56000	-	-	-	56000	84	-	-	-	84	-	-	-	-	-
264	Manufacture of consumer electronics	11	-	-	-	-	-	-	-	-	-	-	-	-	-	-	-	-	-	-	-	-	-
2640	Manufacture of consumer electronics	11	-	-	-	-	-	-	-	-	-	-	-	-	-	-	-	-	-	-	-	-	-

Major Industrial Group		No. of reporting units	Total GFCF	Dwelling (residential)					Other building and structure Machinery and equipment					Machinery and equipment					Intellectual Property Products				
				Acquisition of Fixed Assets(New/ Existing)	Addition/A lteration and Major Improveme nts	Sale Proceeds from disposal of of fixed assets	Own account capital formation	GFCF	Acquisition of Fixed Assets(New/ Existing)	Addition/ Alteration and Major Improvem ents	Sale Proceeds from disposal of fixed assets	Own account capital formation	GFCF	Acquisition of Fixed Assets (New/Existi ng)	Addition/ Alteration and Major Improveme nts	Sale Proceeds from disposal of fixed assets	Own account capital formation	GFCF	Acquisition of Fixed Assets (New/ Existing)	Addition/ Alteration and Major Improveme nts	Sale Proceeds from disposal of of fixed assets	Own account capital formatio n	GFCF
PSIC Code	Description																						
1	2		4	5	6	7	8	9	10	11	12	13	14	15	16	17	18	19	20	21	22	23	24
26404	Manufacture of radio receivers, speaker systems, amplifiers for musical instruments and public address systems	11	-	-	-	-	-	-	-	-	-	-	-	-	-	-	-	-	-	-	-	-	-
265	Manufacture of measuring, testing, navigating and control equipment; watches and clocks	28	4620	-	-	-	-	-	-	-	-	-	-	-	4620	-	-	-	4620	-	-	-	-
2652	Manufacture of watches and clocks	28	4620	-	-	-	-	-	-	-	-	-	-	-	4620	-	-	-	4620	-	-	-	-
26521	Manufacture of watches and clocks, watch and clock cases, components for clocks and watches	28	4620	-	-	-	-	-	-	-	-	-	-	-	4620	-	-	-	4620	-	-	-	-
267	Manufacture of optical instruments and photographic equipment	35	700	-	-	-	-	-	-	-	-	-	-	-	700	-	-	-	700	-	-	-	-
2670	Manufacture of optical instruments and photographic equipment	35	700	-	-	-	-	-	-	-	-	-	-	-	700	-	-	-	700	-	-	-	-
26705	Manufacture of film cameras and digital cameras	35	700	-	-	-	-	-	-	-	-	-	-	-	700	-	-	-	700	-	-	-	-
27	Manufacture of electrical equipment	2299	421442	-	-	-	-	-	259094	-	-	4050	263144	148674	5204	440	4860	158298	-	-	-	-	-
271	Manufacture of electric motors, generators, transformers and electricity distribution and control apparatus	765	75279	-	-	-	-	-	37900	-	-	4050	41950	26915	1554	-	4860	33329	-	-	-	-	-
2710	Manufacture of electric motors, generators, transformers and electricity distribution and control apparatus	765	75279	-	-	-	-	-	37900	-	-	4050	41950	26915	1554	-	4860	33329	-	-	-	-	-
27101	Manufacture of distribution electric / arc-welding transformers / substation transformers for electric power distribution	11	37730	-	-	-	-	-	33000	-	-	-	33000	4730	-	-	-	4730	-	-	-	-	-
27102	Manufacture of transmission and distribution voltage regulators / electric motors / power generators / prime mover generator sets / armatures etc.	54	800	-	-	-	-	-	-	-	-	-	-	800	-	-	-	800	-	-	-	-	-
27103	Manufacture of power circuit breakers / surge suppressors / control panels for electric power distribution / electrical relays etc.	432	20075	-	-	-	-	-	4900	-	-	-	4900	15175	-	-	-	15175	-	-	-	-	-
27104	Manufacture of duct for electrical switchboard apparatus / electric fuses / power switching equipment / electric power switches	126	16674	-	-	-	-	-	-	-	-	4050	4050	6210	1554	-	4860	12624	-	-	-	-	-

Major Industrial Group		No. of reporting units	Total GFCF	Dwelling (residential)					Other building and structure Machinery and equipment					Machinery and equipment					Intellectual Property Products				
				Acquisition of Fixed Assets(New/ Existing)	Addition/A Iteration and Major Improvements	Sale Proceeds from disposal of fixed assets	Own account capital formation	GFCF	Acquisition of Fixed Assets(New/ Existing)	Addition/ Alteration and Major Improvements	Sale Proceeds from disposal of fixed assets	Own account capital formation	GFCF	Acquisition of Fixed Assets (New/Existing)	Addition/ Alteration and Major Improvements	Sale Proceeds from disposal of fixed assets	Own account capital formation	GFCF	Acquisition of Fixed Assets (New/ Existing)	Addition/ Alteration and Major Improvements	Sale Proceeds from disposal of fixed assets	Own account capital formation	GFCF
PSIC Code	Description																						
1	2		4	5	6	7	8	9	10	11	12	13	14	15	16	17	18	19	20	21	22	23	24
27109	Others (Manufacture of electric motors, generators, transformers and electricity distribution and control apparatus)	142	-	-	-	-	-	-	-	-	-	-	-	-	-	-	-	-	-	-	-	-	-
273	Manufacture of wiring and wiring devices	623	154925	-	-	-	-	-	111100	-	-	-	111100	42575	1250	-	-	43825	-	-	-	-	-
2732	Manufacture of other electronic and electric wires and cables	224	26042	-	-	-	-	-	-	-	-	-	-	26042	-	-	-	26042	-	-	-	-	-
27320	Manufacture of insulated wire and cable, made of steel, copper, aluminium	224	26042	-	-	-	-	-	-	-	-	-	-	26042	-	-	-	26042	-	-	-	-	-
2733	Manufacture of wiring devices	399	128883	-	-	-	-	-	111100	-	-	-	111100	16533	1250	-	-	17783	-	-	-	-	-
27331	Manufacture of bus bars, electrical conductors, GFCI (ground fault circuit interrupters), lamp holders, coils, switches/ boxes for electrical wiring, electrical outlets and sockets, electrical conduit and fitting etc.	333	128883	-	-	-	-	-	111100	-	-	-	111100	16533	1250	-	-	17783	-	-	-	-	-
27333	Manufacture of plastic non current-carrying wiring devices including plastic junction boxes, face plates, and similar, plastic pole line fittings etc.	66	-	-	-	-	-	-	-	-	-	-	-	-	-	-	-	-	-	-	-	-	-
274	Manufacture of electric lighting equipment	177	690	-	-	-	-	-	-	-	-	-	-	690	-	-	-	690	-	-	-	-	-
2740	Manufacture of electric lighting equipment	177	690	-	-	-	-	-	-	-	-	-	-	690	-	-	-	690	-	-	-	-	-
27401	Manufacture of lamps, fixtures and bulbs, ceiling lighting fixtures, chandeliers, table lamps, flashlights, electric insect lamps, lanterns, spotlights etc.	177	690	-	-	-	-	-	-	-	-	-	-	690	-	-	-	690	-	-	-	-	-
275	Manufacture of domestic appliances	76	2125	-	-	-	-	-	-	-	-	-	-	-	2125	-	-	2125	-	-	-	-	-
2750	Manufacture of domestic appliances	76	2125	-	-	-	-	-	-	-	-	-	-	-	2125	-	-	2125	-	-	-	-	-
27501	Manufacture of domestic electric appliances (see description for detail)	60	2125	-	-	-	-	-	-	-	-	-	-	-	2125	-	-	2125	-	-	-	-	-
27503	Manufacture of domestic non-electric cooking and heating equipment	16	-	-	-	-	-	-	-	-	-	-	-	-	-	-	-	-	-	-	-	-	-
279	Manufacture of other electrical equipment	658	188423	-	-	-	-	-	110094	-	-	-	110094	78495	275	440	-	78330	-	-	-	-	-
2790	Manufacture of other electrical equipment	658	188423	-	-	-	-	-	110094	-	-	-	110094	78495	275	440	-	78330	-	-	-	-	-
27902	Manufacture of uninterruptible power supplies (UPS), power supplies	556	185348	-	-	-	-	-	110094	-	-	-	110094	75420	275	440	-	75255	-	-	-	-	-

Major Industrial Group		No. of reporting units	Total GFCF	Dwelling (residential)					Other building and structure Machinery and equipment					Machinery and equipment					Intellectual Property Products				
				Acquisition of Fixed Assets(New/ Existing)	Addition/A lteration and Major Improveme nts	Sale Proceeds from disposal of of fixed assets	Own account capital formation	GFCF	Acquisition of Fixed Assets(New/ Existing)	Addition/ Alteration and Major Improvem ents	Sale Proceeds from disposal of fixed assets	Own account capital formation	GFCF	Acquisition of Fixed Assets (New/Existi ng)	Addition/ Alteration and Major Improveme nts	Sale Proceeds from disposal of fixed assets	Own account capital formation	GFCF	Acquisition of Fixed Assets (New/ Existing)	Addition/ Alteration and Major Improveme nts	Sale Proceeds from disposal of of fixed assets	Own account capital formatio n	GFCF
PSIC Code	Description																						
1	2		4	5	6	7	8	9	10	11	12	13	14	15	16	17	18	19	20	21	22	23	24
27905	Manufacture of electrical welding and soldering equipment, including hand-held soldering irons	60	2235	-	-	-	-	-	-	-	-	-	-	2235	-	-	-	2235	-	-	-	-	-
27909	Manufacture of other electrical equipment n.e.c.	42	840	-	-	-	-	-	-	-	-	-	-	840	-	-	-	840	-	-	-	-	-
28	Manufacture of machinery and equipment n.e.c.	4144	546010	30600	-	-	-	30600	153110	1080	-	-	154190	351084	6765	569	3940	361220	-	-	-	-	-
281	Manufacture of general-purpose machinery	1062	155922	30600	-	-	-	30600	2350	-	-	-	2350	122822	-	-	150	122972	-	-	-	-	-
2811	Manufacture of engines and turbines, except aircraft, vehicle and cycle engines	638	141826	30600	-	-	-	30600	-	-	-	-	-	111226	-	-	-	111226	-	-	-	-	-
28112	Manufacture of turbines and parts thereof, boiler-turbine sets, turbine-generator sets etc.	638	141826	30600	-	-	-	30600	-	-	-	-	-	111226	-	-	-	111226	-	-	-	-	-
2813	Manufacture of other pumps, compressors, taps and valves	118	1250	-	-	-	-	-	250	-	-	-	250	850	-	-	150	1000	-	-	-	-	-
28131	Manufacture of air or vacuum pumps, air or other gas compressors	108	-	-	-	-	-	-	-	-	-	-	-	-	-	-	-	-	-	-	-	-	-
28134	Manufacture of industrial taps and valves, including regulating valves and intake taps, sanitary taps and valves, heating taps and valves, hand pumps etc.	10	1250	-	-	-	-	-	250	-	-	-	250	850	-	-	150	1000	-	-	-	-	-
2814	Manufacture of bearings, gears, gearing and driving elements	28	-	-	-	-	-	-	-	-	-	-	-	-	-	-	-	-	-	-	-	-	-
28143	Manufacture of gears, gearing and gear boxes and other speed changers, clutches & shaft couplings, flywheels & pulleys, power transmission chain etc.	28	-	-	-	-	-	-	-	-	-	-	-	-	-	-	-	-	-	-	-	-	-
2815	Manufacture of ovens, furnaces and furnace burners	105	-	-	-	-	-	-	-	-	-	-	-	-	-	-	-	-	-	-	-	-	-
28152	Manufacture of permanent mount electric heaters, non-electric household heating equipment etc.	105	-	-	-	-	-	-	-	-	-	-	-	-	-	-	-	-	-	-	-	-	-
2818	Manufacture of power-driven hand tools	46	225	-	-	-	-	-	-	-	-	-	-	225	-	-	-	225	-	-	-	-	-
28180	Manufacture of hand tools, with self-contained electric or non-electric motor or pneumatic drive (see note for detail)	46	225	-	-	-	-	-	-	-	-	-	-	225	-	-	-	225	-	-	-	-	-

Major Industrial Group		No. of reporting units	Total GFCF	Dwelling (residential)					Other building and structure Machinery and equipment					Machinery and equipment					Intellectual Property Products				
				Acquisition of Fixed Assets(New/ Existing)	Addition/A lteration and Major Improveme nts	Sale Proceeds from disposal of of fixed assets	Own account capital formation	GFCF	Acquisition of Fixed Assets(New/ Existing)	Addition/ Alteration and Major Improvem ents	Sale Proceeds from disposal of fixed assets	Own account capital formation	GFCF	Acquisition of Fixed Assets (New/Existi ng)	Addition/ Alteration and Major Improveme nts	Sale Proceeds from disposal of fixed assets	Own account capital formation	GFCF	Acquisition of Fixed Assets (New/ Existing)	Addition/ Alteration and Major Improveme nts	Sale Proceeds from disposal of of fixed assets	Own account capital formatio n	GFCF
PSIC Code	Description																						
1	2		4	5	6	7	8	9	10	11	12	13	14	15	16	17	18	19	20	21	22	23	24
2819	Manufacture of other general-purpose machinery	127	12621	-	-	-	-	-	2100	-	-	-	2100	10521	-	-	-	10521	-	-	-	-	-
28191	Manufacture of industrial refrigerating or freezing equipment, air-conditioning machines, non-domestic fans etc.	28	4760	-	-	-	-	-	-	-	-	-	-	4760	-	-	-	4760	-	-	-	-	-
28193	Manufacture of filtering or purifying machinery and apparatus for liquids, equipment for projecting, dispersing or spraying liquids or powders	60	7861	-	-	-	-	-	2100	-	-	-	2100	5761	-	-	-	5761	-	-	-	-	-
28199	Manufacture of other general-purpose machinery n.e.c.	39	-	-	-	-	-	-	-	-	-	-	-	-	-	-	-	-	-	-	-	-	-
282	Manufacture of special-purpose machinery	3082	390088	-	-	-	-	-	150760	1080	-	-	151840	228262	6765	569	3790	238248	-	-	-	-	-
2821	Manufacture of agricultural and forestry machinery	1440	134725	-	-	-	-	-	73760	-	-	-	73760	57263	813	540	3430	60965	-	-	-	-	-
28211	Manufacture of tractors used in agriculture and forestry	50	23050	-	-	-	-	-	20000	-	-	-	20000	3050	-	-	-	3050	-	-	-	-	-
28214	Manufacture of agricultural machinery for soil preparation, planting or fertilizing	617	26811	-	-	-	-	-	9300	-	-	-	9300	14480	271	540	3300	17511	-	-	-	-	-
28215	Manufacture of harvesting or threshing machinery	489	55430	-	-	-	-	-	40320	-	-	-	40320	14779	331	-	-	15110	-	-	-	-	-
28217	Manufacture of spraying machinery for agricultural use	168	5304	-	-	-	-	-	4140	-	-	-	4140	1164	-	-	-	1164	-	-	-	-	-
28219	Manufacture of diverse agricultural machinery n.e.c.	116	24130	-	-	-	-	-	-	-	-	-	-	23790	210	-	130	24130	-	-	-	-	-
2822	Manufacture of metal-forming machinery and machine tools	677	75830	-	-	-	-	-	42000	-	-	-	42000	33696	162	29	-	33830	-	-	-	-	-
28222	Manufacture of machine tools for turning, drilling, milling, shaping, planning, boring, grinding etc.	147	3686	-	-	-	-	-	-	-	-	-	-	3686	-	-	-	3686	-	-	-	-	-
28224	Manufacture of punch presses, hydraulic presses, hydraulic brakes, drop hammers, forging machines etc.	35	-	-	-	-	-	-	-	-	-	-	-	-	-	-	-	-	-	-	-	-	-
28227	Manufacture of parts and accessories for the machine tools listed above	495	72144	-	-	-	-	-	42000	-	-	-	42000	30011	162	29	-	30144	-	-	-	-	-
2823	Manufacture of machinery for metallurgy	3	15	-	-	-	-	-	-	-	-	-	-	-	15	-	-	15	-	-	-	-	-

Major Industrial Group		No. of reporting units	Total GFCF	Dwelling (residential)					Other building and structure Machinery and equipment					Machinery and equipment					Intellectual Property Products				
				Acquisition of Fixed Assets(New/ Existing)	Addition/A Iteration and Major Improvements	Sale Proceeds from disposal of of fixed assets	Own account capital formation	GFCF	Acquisition of Fixed Assets(New/ Existing)	Addition/ Alteration and Major Improvements	Sale Proceeds from disposal of fixed assets	Own account capital formation	GFCF	Acquisition of Fixed Assets (New/Existing)	Addition/ Alteration and Major Improvements	Sale Proceeds from disposal of fixed assets	Own account capital formation	GFCF	Acquisition of Fixed Assets (New/ Existing)	Addition/ Alteration and Major Improvements	Sale Proceeds from disposal of of fixed assets	Own account capital formation	GFCF
PSIC Code	Description																						
1	2		4	5	6	7	8	9	10	11	12	13	14	15	16	17	18	19	20	21	22	23	24
28232	Manufacture of metal-rolling mills and rolls for such mills	3	15	-	-	-	-	-	-	-	-	-	-	-	15	-	-	15	-	-	-	-	-
2825	Manufacture of machinery for food, beverage and tobacco processing	20	-	-	-	-	-	-	-	-	-	-	-	-	-	-	-	-	-	-	-	-	-
28256	Manufacture of machinery for the extraction or preparation of animal or vegetable fats or oils	20	-	-	-	-	-	-	-	-	-	-	-	-	-	-	-	-	-	-	-	-	-
2826	Manufacture of machinery for textile, apparel and leather production	917	179518	-	-	-	-	-	35000	1080	-	-	36080	137303	5775	-	360	143438	-	-	-	-	-
28262	Manufacture of auxiliary machines or equipment for textile machinery	850	179346	-	-	-	-	-	35000	1080	-	-	36080	137131	5775	-	360	143266	-	-	-	-	-
28264	Manufacture of machinery for fabric processing	18	72	-	-	-	-	-	-	-	-	-	-	72	-	-	-	72	-	-	-	-	-
28266	Manufacture of sewing machines	49	101	-	-	-	-	-	-	-	-	-	-	101	-	-	-	101	-	-	-	-	-
2829	Manufacture of other special-purpose machinery	25	-	-	-	-	-	-	-	-	-	-	-	-	-	-	-	-	-	-	-	-	-
28296	Manufacture of diverse special-purpose machinery and equipment	25	-	-	-	-	-	-	-	-	-	-	-	-	-	-	-	-	-	-	-	-	-
29	Manufacture of motor vehicles, trailers and semi-trailers	4994	848019	-	-	-	-	-	368635	2295	-	340	371270	471918	3264	3350	718	472549	4200	-	-	-	4200
291	Manufacture of motor vehicles	134	-	-	-	-	-	-	-	-	-	-	-	-	-	-	-	-	-	-	-	-	-
2910	Manufacture of motor vehicles	134	-	-	-	-	-	-	-	-	-	-	-	-	-	-	-	-	-	-	-	-	-
29103	Manufacture of other motor vehicles	134	-	-	-	-	-	-	-	-	-	-	-	-	-	-	-	-	-	-	-	-	-
292	Manufacture of bodies (coachwork) for motor vehicles; manufacture of trailers and semi-trailers	670	484235	-	-	-	-	-	310000	-	-	-	310000	173535	-	-	700	174235	-	-	-	-	-
2920	Manufacture of bodies (coachwork) for motor vehicles; manufacture of trailers and semi-trailers	670	484235	-	-	-	-	-	310000	-	-	-	310000	173535	-	-	700	174235	-	-	-	-	-
29201	Manufacture of bodies, including cabs for motor vehicles and outfitting of all types	274	318509	-	-	-	-	-	310000	-	-	-	310000	8509	-	-	-	8509	-	-	-	-	-
29202	Manufacture of trailers and semi-trailers	187	15105	-	-	-	-	-	-	-	-	-	-	14405	-	-	700	15105	-	-	-	-	-
29203	Manufacture of containers for carriage by one or more modes of transport	209	150621	-	-	-	-	-	-	-	-	-	-	150621	-	-	-	150621	-	-	-	-	-
293	Manufacture of parts and accessories for motor vehicles	4100	345035	-	-	-	-	-	58635	2295	-	340	61270	279633	3264	3350	18	279565	4200	-	-	-	4200

Major Industrial Group		No. of reporting units	Total GFCF	Dwelling (residential)					Other building and structure Machinery and equipment					Machinery and equipment					Intellectual Property Products				
				Acquisition of Fixed Assets(New/ Existing)	Addition/A Iteration and Major Improvements	Sale Proceeds from disposal of of fixed assets	Own account capital formation	GFCF	Acquisition of Fixed Assets(New/ Existing)	Addition/ Alteration and Major Improvements	Sale Proceeds from disposal of fixed assets	Own account capital formation	GFCF	Acquisition of Fixed Assets (New/Existing)	Addition/ Alteration and Major Improvements	Sale Proceeds from disposal of fixed assets	Own account capital formation	GFCF	Acquisition of Fixed Assets (New/ Existing)	Addition/ Alteration and Major Improvements	Sale Proceeds from disposal of of fixed assets	Own account capital formation	GFCF
PSIC Code	Description																						
1	2		4	5	6	7	8	9	10	11	12	13	14	15	16	17	18	19	20	21	22	23	24
2930	Manufacture of parts and accessories for motor vehicles	4100	345035	-	-	-	-	-	58635	2295	-	340	61270	279633	3264	3350	18	279565	4200	-	-	-	4200
29301	Manufacture of diverse parts and accessories for motor vehicles	1464	127598	-	-	-	-	-	-	-	-	-	-	127598	-	-	-	127598	-	-	-	-	-
29302	Manufacture of parts & accessories of bodies for motor vehicles, car seats etc.	2572	213853	-	-	-	-	-	58635	2295	-	340	61270	148451	3264	3350	18	148383	4200	-	-	-	4200
29303	Manufacture of motor vehicle electrical equipment	64	3584	-	-	-	-	-	-	-	-	-	-	3584	-	-	-	3584	-	-	-	-	-
299		90	18750	-	-	-	-	-	-	-	-	-	-	18750	-	-	-	18750	-	-	-	-	-
2991		60	12855	-	-	-	-	-	-	-	-	-	-	12855	-	-	-	12855	-	-	-	-	-
29913		60	12855	-	-	-	-	-	-	-	-	-	-	12855	-	-	-	12855	-	-	-	-	-
2992		30	5895	-	-	-	-	-	-	-	-	-	-	5895	-	-	-	5895	-	-	-	-	-
29923		30	5895	-	-	-	-	-	-	-	-	-	-	5895	-	-	-	5895	-	-	-	-	-
30	Manufacture of other transport equipment	1805	73102	-	-	-	-	-	13650	-	-	-	13650	55777	4130	455	-	59452	-	-	-	-	-
309	Manufacture of transport equipment n.e.c.	1805	73102	-	-	-	-	-	13650	-	-	-	13650	55777	4130	455	-	59452	-	-	-	-	-
3091	Manufacture of motorcycles	1147	55636	-	-	-	-	-	-	-	-	-	-	53876	1760	-	-	55636	-	-	-	-	-
30911	Manufacture of motorcycles, mopeds and cycles fitted with an auxiliary engine, engines for motorcycles, sidecars etc.	273	13772	-	-	-	-	-	-	-	-	-	-	13772	-	-	-	13772	-	-	-	-	-
30912	Manufacture of parts and accessories for motorcycles	874	41864	-	-	-	-	-	-	-	-	-	-	40104	1760	-	-	41864	-	-	-	-	-
3092	Manufacture of bicycles and invalid carriages	237	15571	-	-	-	-	-	13650	-	-	-	13650	686	1235	-	-	1921	-	-	-	-	-
30921	Manufacture of non-motorized bicycles and other cycles, parts and accessories of bicycles etc.	113	14301	-	-	-	-	-	13650	-	-	-	13650	651	-	-	-	651	-	-	-	-	-
30922	Manufacture of invalid carriages, their parts & accessories, baby carriages etc.	124	1270	-	-	-	-	-	-	-	-	-	-	35	1235	-	-	1270	-	-	-	-	-
3099	Manufacture of other transport equipment n.e.c.	421	1896	-	-	-	-	-	-	-	-	-	-	1216	1135	455	-	1896	-	-	-	-	-
30991	Manufacture of hand-propelled vehicles: luggage trucks, handcarts, sledges, shopping carts etc.	250	1130	-	-	-	-	-	-	-	-	-	-	450	1135	455	-	1130	-	-	-	-	-
30992	Manufacture of vehicles drawn by animals: sulkies, donkey-carts, hearses etc.	171	766	-	-	-	-	-	-	-	-	-	-	766	-	-	-	766	-	-	-	-	-
31	Manufacture of furniture	33901	2208681	7230	-	-	45000	52230	1211156	11525	36920	45190	1230951	814715	49153	9395	62074	916547	8341	720	108	-	8953
310	Manufacture of furniture	33901	2208681	7230	-	-	45000	52230	1211156	11525	36920	45190	1230951	814715	49153	9395	62074	916547	8341	720	108	-	8953

Major Industrial Group		No. of reporting units	Total GFCF	Dwelling (residential)					Other building and structure Machinery and equipment					Machinery and equipment					Intellectual Property Products				
				Acquisition of Fixed Assets(New/ Existing)	Addition/A Iteration and Major Improvements	Sale Proceeds from disposal of fixed assets	Own account capital formation	GFCF	Acquisition of Fixed Assets(New/ Existing)	Addition/ Alteration and Major Improvements	Sale Proceeds from disposal of fixed assets	Own account capital formation	GFCF	Acquisition of Fixed Assets (New/Existing)	Addition/ Alteration and Major Improvements	Sale Proceeds from disposal of fixed assets	Own account capital formation	GFCF	Acquisition of Fixed Assets (New/ Existing)	Addition/ Alteration and Major Improvements	Sale Proceeds from disposal of fixed assets	Own account capital formation	GFCF
PSIC Code	Description																						
1	2		4	5	6	7	8	9	10	11	12	13	14	15	16	17	18	19	20	21	22	23	24
3100	Manufacture of furniture	33901	2208681	7230	-	-	45000	52230	1211156	11525	36920	45190	1230951	814715	49153	9395	62074	916547	8341	720	108	-	8953
31001	Manufacture of chairs and seats, sofas, sofa beds and sofa sets	26518	1471453	360	-	-	45000	45360	697156	11525	36920	45190	716951	597202	43832	2920	62074	700189	8341	720	108	-	8953
31002	Manufacture of special furniture for shops: counters, display cases, shelves etc., for churches, schools, restaurants	191	37876	-	-	-	-	-	36000	-	-	-	36000	1876	-	-	-	1876	-	-	-	-	-
31003	Manufacture of office furniture	127	2210	-	-	-	-	-	-	-	-	-	-	2210	-	-	-	2210	-	-	-	-	-
31004	Manufacture of kitchen furniture, furniture for bedrooms etc., cabinets	4982	423805	6870	-	-	-	6870	311270	-	-	-	311270	104487	1178	-	-	105665	-	-	-	-	-
31005	Manufacture of laboratory benches, stools and other laboratory seating, laboratory furniture (e.g. cabinets and tables)	439	67321	-	-	-	-	-	9950	-	-	-	9950	59946	3900	6475	-	57371	-	-	-	-	-
31009	Manufacture of other furniture n.e.c.	1644	206017	-	-	-	-	-	156780	-	-	-	156780	48994	243	-	-	49237	-	-	-	-	-
32	Other manufacturing	32253	1422284	2650	-	-	-	2650	810655	1174	-	1050	812879	594267	11409	-	390	606066	671	18	-	-	689
321	Manufacture of jewellery, bijouterie and related articles	13672	1309469	2650	-	-	-	2650	736655	649	-	-	737304	557606	11180	-	40	568826	671	18	-	-	689
3211	Manufacture of jewellery and related articles	12915	1301535	2650	-	-	-	2650	730155	649	-	-	730804	556173	11180	-	40	567392	671	18	-	-	689
32111	Production of worked pearls	60	-	-	-	-	-	-	-	-	-	-	-	-	-	-	-	-	-	-	-	-	-
32112	Production of precious and semi-precious stones / diamonds in the worked state	105	473	-	-	-	-	-	-	35	-	-	35	210	228	-	-	438	-	-	-	-	-
32113	Manufacture of jewellery, goldsmiths' articles	12544	1301063	2650	-	-	-	2650	730155	614	-	-	730769	555963	10952	-	40	566955	671	18	-	-	689
32114	Manufacture of precious metal watch bands, wristbands, watch straps and cigarette cases etc.	206	-	-	-	-	-	-	-	-	-	-	-	-	-	-	-	-	-	-	-	-	-
3212	Manufacture of imitation jewellery and related articles	757	7934	-	-	-	-	-	6500	-	-	-	6500	1434	-	-	-	1434	-	-	-	-	-
32121	Manufacture of costume or imitation jewellery	757	7934	-	-	-	-	-	6500	-	-	-	6500	1434	-	-	-	1434	-	-	-	-	-
322	Manufacture of musical instruments	297	158	-	-	-	-	-	-	-	-	-	-	158	-	-	-	158	-	-	-	-	-
3220	Manufacture of musical instruments	297	158	-	-	-	-	-	-	-	-	-	-	158	-	-	-	158	-	-	-	-	-
32202	Manufacture of musical instruments, the sound of which is produced electronically, musical boxes, fairground organs, calliopes etc., instrument parts and accessories	35	-	-	-	-	-	-	-	-	-	-	-	-	-	-	-	-	-	-	-	-	-
32209	Manufacture of other musical instruments n.e.c.	262	158	-	-	-	-	-	-	-	-	-	-	158	-	-	-	158	-	-	-	-	-
323	Manufacture of sports goods	11729	50671	-	-	-	-	-	25000	-	-	-	25000	25661	11	-	-	25671	-	-	-	-	-

Major Industrial Group		No. of reporting units	Total GFCF	Dwelling (residential)					Other building and structure Machinery and equipment					Machinery and equipment					Intellectual Property Products				
				Acquisition of Fixed Assets(New/ Existing)	Addition/A Iteration and Major Improvements	Sale Proceeds from disposal of of fixed assets	Own account capital formation	GFCF	Acquisition of Fixed Assets(New/ Existing)	Addition/ Alteration and Major Improvements	Sale Proceeds from disposal of fixed assets	Own account capital formation	GFCF	Acquisition of Fixed Assets (New/Existing)	Addition/ Alteration and Major Improvements	Sale Proceeds from disposal of fixed assets	Own account capital formation	GFCF	Acquisition of Fixed Assets (New/ Existing)	Addition/ Alteration and Major Improvements	Sale Proceeds from disposal of of fixed assets	Own account capital formation	GFCF
PSIC Code	Description																						
1	2		4	5	6	7	8	9	10	11	12	13	14	15	16	17	18	19	20	21	22	23	24
3230	Manufacture of sports goods	11729	50671	-	-	-	-	-	25000	-	-	-	25000	25661	11	-	-	25671	-	-	-	-	-
32301	Manufacture of foot balls	11217	111	-	-	-	-	-	-	-	-	-	-	101	11	-	-	111	-	-	-	-	-
32302	Manufacture of rackets, bats	125	50350	-	-	-	-	-	25000	-	-	-	25000	25350	-	-	-	25350	-	-	-	-	-
32309	Manufacture of other articles and equipment for sports, outdoor and indoor games, of any material n.e.c.	387	210	-	-	-	-	-	-	-	-	-	-	210	-	-	-	210	-	-	-	-	-
324	Manufacture of games and toys	466	38115	-	-	-	-	-	31500	525	-	1050	33075	4564	126	-	350	5040	-	-	-	-	-
3240	Manufacture of games and toys	466	38115	-	-	-	-	-	31500	525	-	1050	33075	4564	126	-	350	5040	-	-	-	-	-
32401	Manufacture of dolls and doll garments, parts and accessories, action figures, toy animals, musical instruments,	241	36786	-	-	-	-	-	31500	525	-	1050	33075	3361	-	-	350	3711	-	-	-	-	-
32402	Manufacture of playing cards, games, chess etc.,	3	-	-	-	-	-	-	-	-	-	-	-	-	-	-	-	-	-	-	-	-	-
32403	Manufacture of coin-operated games, billiards, special tables for games, etc.	21	861	-	-	-	-	-	-	-	-	-	-	861	-	-	-	861	-	-	-	-	-
32409	Manufacture of other games and toys n.e.c.	201	468	-	-	-	-	-	-	-	-	-	-	342	126	-	-	468	-	-	-	-	-
325	Manufacture of medical and dental instruments and supplies	2889	21774	-	-	-	-	-	17500	-	-	-	17500	4239	35	-	-	4274	-	-	-	-	-
3250	Manufacture of medical and dental instruments and supplies	2889	21774	-	-	-	-	-	17500	-	-	-	17500	4239	35	-	-	4274	-	-	-	-	-
32501	Manufacture of surgical drapes and sterile string and tissue	1758	1155	-	-	-	-	-	-	-	-	-	-	1120	35	-	-	1155	-	-	-	-	-
32502	Manufacture of dental fillings and cements (except denture adhesives), dental wax and other dental plaster preparations	83	-	-	-	-	-	-	-	-	-	-	-	-	-	-	-	-	-	-	-	-	-
32505	Manufacture of medical, surgical, dental or veterinary furniture	206	490	-	-	-	-	-	-	-	-	-	-	490	-	-	-	490	-	-	-	-	-
32506	Manufacture of dental instruments (including dentists' chairs incorporating dental equipment), orthopaedic and prosthetic devices	605	-	-	-	-	-	-	-	-	-	-	-	-	-	-	-	-	-	-	-	-	-
32507	Manufacture of bone plates and screws, syringes, needles, catheters, cannulae, etc., artificial teeth, bridges, etc., medical thermometers, bone reconstruction cements	26	39	-	-	-	-	-	-	-	-	-	-	39	-	-	-	39	-	-	-	-	-

Major Industrial Group		No. of reporting units	Total GFCF	Dwelling (residential)					Other building and structure Machinery and equipment					Machinery and equipment					Intellectual Property Products				
				Acquisition of Fixed Assets(New/ Existing)	Addition/A Iteration and Major Improvements	Sale Proceeds from disposal of of fixed assets	Own account capital formation	GFCF	Acquisition of Fixed Assets(New/ Existing)	Addition/ Alteration and Major Improvements	Sale Proceeds from disposal of fixed assets	Own account capital formation	GFCF	Acquisition of Fixed Assets (New/Existing)	Addition/ Alteration and Major Improvements	Sale Proceeds from disposal of fixed assets	Own account capital formation	GFCF	Acquisition of Fixed Assets (New/ Existing)	Addition/ Alteration and Major Improvements	Sale Proceeds from disposal of of fixed assets	Own account capital formation	GFCF
PSIC Code	Description																						
1	2		4	5	6	7	8	9	10	11	12	13	14	15	16	17	18	19	20	21	22	23	24
32508	Manufacture of ophthalmic goods, eyeglasses, sunglasses, lenses ground to prescription, contact lenses, safety goggles	15	-	-	-	-	-	-	-	-	-	-	-	-	-	-	-	-	-	-	-	-	-
32509	Manufacture of other medical and dental instruments and supplies n.e.c.	196	20090	-	-	-	-	-	17500	-	-	-	17500	2590	-	-	-	2590	-	-	-	-	-
329	Other manufacturing n.e.c.	3200	2097	-	-	-	-	-	-	-	-	-	-	2040	58	-	-	2097	-	-	-	-	-
3290	Other manufacturing n.e.c.	3200	2097	-	-	-	-	-	-	-	-	-	-	2040	58	-	-	2097	-	-	-	-	-
32901	Manufacture of protective safety equipment	36	-	-	-	-	-	-	-	-	-	-	-	-	-	-	-	-	-	-	-	-	-
32902	Manufacture of brooms and brushes, including brushes constituting parts of machines, shoe and clothes brushes,	1413	2040	-	-	-	-	-	-	-	-	-	-	2040	-	-	-	2040	-	-	-	-	-
32903	Manufacture of pens and pencils of all kinds whether or not mechanical, pencil leads, stamps etc.	1701	-	-	-	-	-	-	-	-	-	-	-	-	-	-	-	-	-	-	-	-	-
32909	Others manufacturing n.e.c.	50	58	-	-	-	-	-	-	-	-	-	-	-	58	-	-	58	-	-	-	-	-
33	Repair and installation of machinery and equipment	6731	70777	-	-	-	-	-	18270	-	-	-	18270	45340	2730	7	4445	52507	-	-	-	-	-
331	Repair of fabricated metal products, machinery and equipment	6556	70777	-	-	-	-	-	18270	-	-	-	18270	45340	2730	7	4445	52507	-	-	-	-	-
3312	Repair of machinery	1210	45643	-	-	-	-	-	14670	-	-	-	14670	30201	773	-	-	30973	-	-	-	-	-
33127	Repair and maintenance of miscellaneous machinery	944	41182	-	-	-	-	-	14400	-	-	-	14400	26009	773	-	-	26782	-	-	-	-	-
33128	Repair and maintenance of weighing equipment, vending machines, photocopy machines, calculators, typewriters etc.	131	572	-	-	-	-	-	270	-	-	-	270	302	-	-	-	302	-	-	-	-	-
33129	Repair of other machinery n.e.c.	135	3890	-	-	-	-	-	-	-	-	-	-	3890	-	-	-	3890	-	-	-	-	-
3313	Repair of electronic and optical equipment	381	863	-	-	-	-	-	-	-	-	-	-	490	373	-	-	863	-	-	-	-	-
33131	Repair and maintenance of the measuring, testing, navigating and control equipment of group 265	345	863	-	-	-	-	-	-	-	-	-	-	490	373	-	-	863	-	-	-	-	-
33132	Repair and maintenance of irradiation, electro-medical and electrotherapeutic equipment of class 2660	36	-	-	-	-	-	-	-	-	-	-	-	-	-	-	-	-	-	-	-	-	-
3314	Repair of electrical equipment	3885	15115	-	-	-	-	-	3600	-	-	-	3600	5857	1220	7	4445	11515	-	-	-	-	-
33141	Repair and maintenance of power, distribution, and specialty transformers	146	70	-	-	-	-	-	-	-	-	-	-	-	70	-	-	70	-	-	-	-	-

Major Industrial Group		No. of reporting units	Total GFCF	Dwelling (residential)					Other building and structure Machinery and equipment					Machinery and equipment					Intellectual Property Products				
				Acquisition of Fixed Assets(New/ Existing)	Addition/A Iteration and Major Improvements	Sale Proceeds from disposal of of fixed assets	Own account capital formation	GFCF	Acquisition of Fixed Assets(New/ Existing)	Addition/ Alteration and Major Improvements	Sale Proceeds from disposal of fixed assets	Own account capital formation	GFCF	Acquisition of Fixed Assets (New/Existing)	Addition/ Alteration and Major Improvements	Sale Proceeds from disposal of fixed assets	Own account capital formation	GFCF	Acquisition of Fixed Assets (New/ Existing)	Addition/ Alteration and Major Improvements	Sale Proceeds from disposal of of fixed assets	Own account capital formation	GFCF
PSIC Code	Description																						
1	2		4	5	6	7	8	9	10	11	12	13	14	15	16	17	18	19	20	21	22	23	24
33142	Repair and maintenance of electric motors, generators etc	3100	8361	-	-	-	-	-	-	-	-	-	-	3164	760	7	4445	8361	-	-	-	-	-
33143	Repair and maintenance of switchgear and switchboard apparatus, relays and industrial controls, electric lighting equipment, primary and storage batteries etc.	573	6669	-	-	-	-	-	3600	-	-	-	3600	2678	390	-	-	3069	-	-	-	-	-
33144	Repair and maintenance of current-carrying wiring devices and non current-carrying wiring devices for wiring electrical circuits etc.	66	15	-	-	-	-	-	-	-	-	-	-	15	-	-	-	15	-	-	-	-	-
3315	Repair of transport equipment, except motor vehicles	549	1381	-	-	-	-	-	-	-	-	-	-	1020	361	-	-	1381	-	-	-	-	-
33153	Repair and maintenance of locomotives and railroad cars (except factory rebuilding or factory conversion)	478	1346	-	-	-	-	-	-	-	-	-	-	985	361	-	-	1346	-	-	-	-	-
33155	Repair of animal drawn buggies and wagons	71	35	-	-	-	-	-	-	-	-	-	-	35	-	-	-	35	-	-	-	-	-
3319	Repair of other equipment	531	7776	-	-	-	-	-	-	-	-	-	-	7773	4	-	-	7776	-	-	-	-	-
33193	Restoring of organs and other historical musical instruments	36	144	-	-	-	-	-	-	-	-	-	-	144	-	-	-	144	-	-	-	-	-
33199	Repair of other equipment n.e.c.	495	7632	-	-	-	-	-	-	-	-	-	-	7629	4	-	-	7632	-	-	-	-	-
332	Installation of industrial machinery and equipment	175	-	-	-	-	-	-	-	-	-	-	-	-	-	-	-	-	-	-	-	-	-
3320	Installation of industrial machinery and equipment	175	-	-	-	-	-	-	-	-	-	-	-	-	-	-	-	-	-	-	-	-	-
33201	Installation of industrial machinery in industrial plant and industrial process control equipment	175	-	-	-	-	-	-	-	-	-	-	-	-	-	-	-	-	-	-	-	-	-
RURAL		195189	17027357	179183	1367	-	7500	188050	11607192	34691	-	99796	11741680	4866502	157343	13948	44095	5053992	34338	4635	200	4862	43634
10	Manufacture of food products	23048	4347331	35725	-	-	7500	43225	2787335	4723	-	99450	2891508	1322648	46463	1926	23679	1390865	18092	3837	197	2	21734
101	Processing and preserving of meat	111	3023	-	-	-	-	-	-	-	-	-	-	3023	-	-	-	3023	-	-	-	-	-
1010	Processing and preserving of meat	111	3023	-	-	-	-	-	-	-	-	-	-	3023	-	-	-	3023	-	-	-	-	-
10103	Production of dried, salted or smoked meat	43	2889	-	-	-	-	-	-	-	-	-	-	2889	-	-	-	2889	-	-	-	-	-
10104	Production of meat products	43	134	-	-	-	-	-	-	-	-	-	-	134	-	-	-	134	-	-	-	-	-
10109	Others (Processing and Preserving of meat)	25	-	-	-	-	-	-	-	-	-	-	-	-	-	-	-	-	-	-	-	-	-
103	Processing and preserving of fruit and vegetables	168	848	-	-	-	-	-	-	-	-	-	-	328	520	-	-	848	-	-	-	-	-
1030	Processing and preserving of fruit and vegetables	168	848	-	-	-	-	-	-	-	-	-	-	328	520	-	-	848	-	-	-	-	-

Major Industrial Group		No. of reporting units	Total GFCF	Dwelling (residential)					Other building and structure Machinery and equipment					Machinery and equipment					Intellectual Property Products				
				Acquisition of Fixed Assets(New/ Existing)	Addition/A Iteration and Major Improvements	Sale Proceeds from disposal of of fixed assets	Own account capital formation	GFCF	Acquisition of Fixed Assets(New/ Existing)	Addition/ Alteration and Major Improvements	Sale Proceeds from disposal of fixed assets	Own account capital formation	GFCF	Acquisition of Fixed Assets (New/Existing)	Addition/ Alteration and Major Improvements	Sale Proceeds from disposal of fixed assets	Own account capital formation	GFCF	Acquisition of Fixed Assets (New/ Existing)	Addition/ Alteration and Major Improvements	Sale Proceeds from disposal of of fixed assets	Own account capital formation	GFCF
PSIC Code	Description																						
1	2		4	5	6	7	8	9	10	11	12	13	14	15	16	17	18	19	20	21	22	23	24
10301	Manufacture of food consisting chiefly of fruit or vegetables/ manufacture of perishable prepared foods of fruit and vegetables, such as: Salads, peeled or cut vegetables, tofu (bean curd)	35	490	-	-	-	-	-	-	-	-	-	-	-	-	490	-	-	490	-	-	-	-
10303	Manufacture of fruit or vegetable food products	8	158	-	-	-	-	-	-	-	-	-	-	-	128	30	-	-	158	-	-	-	-
10304	Manufacture of fruit or vegetable juices/ concentrates	70	160	-	-	-	-	-	-	-	-	-	-	-	160	-	-	-	160	-	-	-	-
10307	Roasting of nuts/ manufacture of nut foods and pastes	55	40	-	-	-	-	-	-	-	-	-	-	-	40	-	-	-	40	-	-	-	-
104	Manufacture of vegetable and animal oils and fats	1219	140457	-	-	-	-	-	105755	150	-	-	105905	26966	7691	196	92	34553	-	-	-	-	-
1040	Manufacture of vegetable and animal oils and fats	1219	140457	-	-	-	-	-	105755	150	-	-	105905	26966	7691	196	92	34553	-	-	-	-	-
10401	Manufacture of crude / refined vegetable oils and their processing	416	8119	-	-	-	-	-	-	-	-	-	-	-	4605	3710	196	-	8119	-	-	-	-
10402	Manufacture of non-defatted flour or meal of oilseeds, oil nuts or oil kernels	93	339	-	-	-	-	-	-	-	-	-	-	-	339	-	-	-	339	-	-	-	-
10404	Manufacture of non-edible animal oils and fats/ extraction of fish and marine mammal oils	30	-	-	-	-	-	-	-	-	-	-	-	-	-	-	-	-	-	-	-	-	-
10405	Production of cotton linters	26	-	-	-	-	-	-	-	-	-	-	-	-	-	-	-	-	-	-	-	-	-
10406	Production of oilcakes and other residual products of oil production	480	130295	-	-	-	-	-	105755	-	-	-	105755	20720	3820	-	-	-	24540	-	-	-	-
10409	Others (Manufacture of vegetable and animal oils and fats)	174	1704	-	-	-	-	-	-	150	-	-	150	1302	161	-	92	1555	-	-	-	-	-
105	Manufacture of dairy products	2309	585552	-	-	-	-	-	242150	345	-	-	242495	331635	9469	552	-	340552	2481	24	-	-	2505
1050	Manufacture of dairy products	2309	585552	-	-	-	-	-	242150	345	-	-	242495	331635	9469	552	-	340552	2481	24	-	-	2505
10501	Manufacture of fresh liquid milk, pasteurized, sterilized, homogenized and/or ultra heat treated/ manufacture of milk-based drinks	18	286	-	-	-	-	-	-	-	-	-	-	-	286	-	-	-	286	-	-	-	-
10502	Manufacture of cream from fresh liquid milk	75	2091	-	-	-	-	-	-	-	-	-	-	-	2091	-	-	-	2091	-	-	-	-
10504	Manufacture of butter/ cheese etc.	224	40180	-	-	-	-	-	21700	-	-	-	21700	18480	-	-	-	18480	-	-	-	-	-
10505	Manufacture of yoghurt	1028	55584	-	-	-	-	-	30450	105	-	-	30555	22194	636	50	-	22780	2241	8	-	-	2249

Major Industrial Group		No. of reporting units	Total GFCF	Dwelling (residential)					Other building and structure Machinery and equipment					Machinery and equipment					Intellectual Property Products				
				Acquisition of Fixed Assets(New/ Existing)	Addition/A Iteration and Major Improvements	Sale Proceeds from disposal of of fixed assets	Own account capital formation	GFCF	Acquisition of Fixed Assets(New/ Existing)	Addition/ Alteration and Major Improvements	Sale Proceeds from disposal of fixed assets	Own account capital formation	GFCF	Acquisition of Fixed Assets (New/Existing)	Addition/ Alteration and Major Improvements	Sale Proceeds from disposal of fixed assets	Own account capital formation	GFCF	Acquisition of Fixed Assets (New/ Existing)	Addition/ Alteration and Major Improvements	Sale Proceeds from disposal of of fixed assets	Own account capital formation	GFCF
PSIC Code	Description																						
1	2		4	5	6	7	8	9	10	11	12	13	14	15	16	17	18	19	20	21	22	23	24
10506	Manufacture of ice cream and other edible ice/ Manufacture of milk or cream in solid form	757	388068	-	-	-	-	-	120000	240	-	-	120240	261664	5908	-	-	267572	240	16	-	-	256
10509	Others (Manufacture of dairy products)	207	99343	-	-	-	-	-	70000	-	-	-	70000	26920	2925	502	-	29343	-	-	-	-	-
106	Manufacture of grain mill products, starches and starch products	10171	1857068	35725	-	-	-	35725	1170143	1600	-	-	1171743	635904	12276	538	-	647641	1959	-	-	-	1959
1061	Manufacture of grain mill products	10011	1846232	35725	-	-	-	35725	1168033	1600	-	-	1169633	627248	12206	538	-	638915	1959	-	-	-	1959
10611	Grain milling	8090	1456044	35725	-	-	-	35725	863710	1600	-	-	865310	544117	11420	528	-	555009	-	-	-	-	-
10612	Rice milling	143	136502	-	-	-	-	-	101000	-	-	-	101000	35452	50	-	-	35502	-	-	-	-	-
10613	Vegetable milling	15	45	-	-	-	-	-	-	-	-	-	-	45	-	-	-	45	-	-	-	-	-
10614	Manufacture of cereal breakfast foods	29	-	-	-	-	-	-	-	-	-	-	-	-	-	-	-	-	-	-	-	-	-
10615	Manufacture of flour mixes and prepared blended flour and dough for bread, cakes, biscuits or pancakes	1381	239552	-	-	-	-	-	198885	-	-	-	198885	39945	525	11	-	40459	209	-	-	-	209
10619	Others (Manufacture of grain mill products).	353	14088	-	-	-	-	-	4438	-	-	-	4438	7690	210	-	-	7900	1750	-	-	-	1750
1062	Manufacture of starches and starch products	160	10836	-	-	-	-	-	2110	-	-	-	2110	8656	70	-	-	8726	-	-	-	-	-
10621	Manufacture of starches from rice, potatoes, maize etc.	130	6930	-	-	-	-	-	350	-	-	-	350	6510	70	-	-	6580	-	-	-	-	-
10625	Manufacture of corn oil	30	3906	-	-	-	-	-	1760	-	-	-	1760	2146	-	-	-	2146	-	-	-	-	-
107	Manufacture of other food products	9070	1760383	-	-	-	7500	7500	1269287	2628	-	99450	1371365	324793	16507	639	23587	364248	13652	3813	197	2	17270
1071	Manufacture of bakery products	7137	1608737	-	-	-	7500	7500	1232842	1798	-	99450	1334090	225764	13605	345	23219	262243	4780	127	5	2	4905
10711	Manufacture of bread and rolls	1040	21986	-	-	-	-	-	8000	800	-	-	8800	12857	329	-	-	13186	-	-	-	-	-
10712	Manufacture of fresh/ preserved pastry, cakes, pies, tarts etc.	632	417209	-	-	-	7500	7500	360350	-	-	-	360350	48028	597	48	782	49359	-	-	-	-	-
10713	Manufacture of rusks, biscuits and other “dry” bakery products/ snack products	1921	525204	-	-	-	-	-	304542	998	-	99450	404990	92250	2256	104	21940	116342	3752	120	-	-	3872
10719	Others (Manufacture of bakery products)	3544	644339	-	-	-	-	-	559950	-	-	-	559950	72629	10423	193	497	83356	1028	7	5	2	1033
1072	Manufacture of sugar	127	4995	-	-	-	-	-	1325	-	-	-	1325	3670	-	-	-	3670	-	-	-	-	-
10721	Manufacture or refining of sugar and sugar substitutes from the juice of cane, beet, maple and palm etc.	115	4995	-	-	-	-	-	1325	-	-	-	1325	3670	-	-	-	3670	-	-	-	-	-
10722	Manufacture of sugar syrups	12	-	-	-	-	-	-	-	-	-	-	-	-	-	-	-	-	-	-	-	-	-
1073	Manufacture of cocoa, chocolate and sugar confectionery	162	8516	-	-	-	-	-	4650	-	-	-	4650	3845	46	32	8	3866	-	-	-	-	-
10732	Manufacture of chocolate & chocolate confectionery, sugar confectionery etc.	123	8401	-	-	-	-	-	4650	-	-	-	4650	3751	-	-	-	3751	-	-	-	-	-

Major Industrial Group		No. of reporting units	Total GFCF	Dwelling (residential)					Other building and structure Machinery and equipment					Machinery and equipment					Intellectual Property Products				
				Acquisition of Fixed Assets(New/ Existing)	Addition/A Iteration and Major Improvements	Sale Proceeds from disposal of of fixed assets	Own account capital formation	GFCF	Acquisition of Fixed Assets(New/ Existing)	Addition/ Alteration and Major Improvements	Sale Proceeds from disposal of fixed assets	Own account capital formation	GFCF	Acquisition of Fixed Assets (New/Existing)	Addition/ Alteration and Major Improvements	Sale Proceeds from disposal of fixed assets	Own account capital formation	GFCF	Acquisition of Fixed Assets (New/ Existing)	Addition/ Alteration and Major Improvements	Sale Proceeds from disposal of of fixed assets	Own account capital formation	GFCF
PSIC Code	Description																						
1	2		4	5	6	7	8	9	10	11	12	13	14	15	16	17	18	19	20	21	22	23	24
10734	Preserving in sugar of fruit, nuts, fruit peels and other parts of plants	39	116	-	-	-	-	-	-	-	-	-	-	95	46	32	8	116	-	-	-	-	-
1074	Manufacture of macaroni, noodles, couscous and similar farinaceous products	34	109	-	-	-	-	-	-	-	-	-	-	109	-	-	-	109	-	-	-	-	-
10741	Manufacture of pastas such as macaroni and noodles etc.	34	109	-	-	-	-	-	-	-	-	-	-	109	-	-	-	109	-	-	-	-	-
1075	Manufacture of prepared meals and dishes	778	76045	-	-	-	-	-	12500	550	-	-	13050	50599	2807	136	-	53270	8872	1046	192	-	9726
10751	Manufacture of meat or poultry dishes	428	55760	-	-	-	-	-	8000	400	-	-	8400	37589	2389	136	-	39842	6832	838	152	-	7518
10752	Manufacture of fish dishes, including fish and chips	23	1449	-	-	-	-	-	-	-	-	-	-	1449	-	-	-	1449	-	-	-	-	-
10753	Manufacture of prepared dishes of vegetables	112	5341	-	-	-	-	-	-	-	-	-	-	2760	373	-	-	3133	2040	208	40	-	2208
10759	Others (Manufacture of prepared meals and dishes)	215	13496	-	-	-	-	-	4500	150	-	-	4650	8801	45	-	-	8846	-	-	-	-	-
1079	Manufacture of other food products n.e.c.	832	61980	-	-	-	-	-	17970	280	-	-	18250	40806	49	126	361	41090	-	2640	-	-	2640
10792	Blending of tea and mate/ manufacture of extracts and preparations based on tea or maté	42	1820	-	-	-	-	-	-	-	-	-	-	1771	49	-	-	1820	-	-	-	-	-
10795	Manufacture of perishable prepared foods, such as sandwiches, fresh pizza	326	19867	-	-	-	-	-	4200	-	-	-	4200	15667	-	-	-	15667	-	-	-	-	-
10796	Manufacture of spices, sauces and condiments	121	-	-	-	-	-	-	-	-	-	-	-	-	-	-	-	-	-	-	-	-	-
10797	Manufacture of herb infusions (mint, vervain, chamomile etc.)/ manufacture of extracts and juices of meat, fish, crustaceans or molluscs	17	-	-	-	-	-	-	-	-	-	-	-	-	-	-	-	-	-	-	-	-	-
10798	Processing of salt into food-grade salt, e.g. iodized salt	110	16305	-	-	-	-	-	2240	-	-	-	2240	11285	-	-	140	11425	-	2640	-	-	2640
10799	Others (Manufacture of food products)	216	23988	-	-	-	-	-	11530	280	-	-	11810	12083	-	126	221	12178	-	-	-	-	-
11	Manufacture of beverages	620	179005	13200	-	-	-	13200	92900	-	-	-	92900	69512	2643	-	-	72155	-	750	-	-	750
110	Manufacture of beverages	620	179005	13200	-	-	-	13200	92900	-	-	-	92900	69512	2643	-	-	72155	-	750	-	-	750
1104	Manufacture of soft drinks; production of mineral waters and other bottled waters	620	179005	13200	-	-	-	13200	92900	-	-	-	92900	69512	2643	-	-	72155	-	750	-	-	750
11041	Manufacture of non-alcoholic beverages	20	62	-	-	-	-	-	-	-	-	-	-	60	2	-	-	62	-	-	-	-	-
11043	Manufacture of soft drinks like lemonade, orangeade, cola, fruit drinks, tonic waters etc.	600	178943	13200	-	-	-	13200	92900	-	-	-	92900	69452	2641	-	-	72093	-	750	-	-	750
12	Manufacture of tobacco products	1081	84085	1750	220	-	-	1970	33877	1252	-	-	35129	44465	2862	352	11	46986	-	-	-	-	-
120	Manufacture of tobacco products	1081	84085	1750	220	-	-	1970	33877	1252	-	-	35129	44465	2862	352	11	46986	-	-	-	-	-

Major Industrial Group		No. of reporting units	Total GFCF	Dwelling (residential)					Other building and structure Machinery and equipment					Machinery and equipment					Intellectual Property Products				
				Acquisition of Fixed Assets(New/ Existing)	Addition/A Iteration and Major Improvements	Sale Proceeds from disposal of of fixed assets	Own account capital formation	GFCF	Acquisition of Fixed Assets(New/ Existing)	Addition/ Alteration and Major Improvements	Sale Proceeds from disposal of fixed assets	Own account capital formation	GFCF	Acquisition of Fixed Assets (New/Existing)	Addition/ Alteration and Major Improvements	Sale Proceeds from disposal of fixed assets	Own account capital formation	GFCF	Acquisition of Fixed Assets (New/ Existing)	Addition/ Alteration and Major Improvements	Sale Proceeds from disposal of of fixed assets	Own account capital formation	GFCF
PSIC Code	Description																						
1	2		4	5	6	7	8	9	10	11	12	13	14	15	16	17	18	19	20	21	22	23	24
1200	Manufacture of tobacco products	1081	84085	1750	220	-	-	1970	33877	1252	-	-	35129	44465	2862	352	11	46986	-	-	-	-	-
12001	Manufacture of tobacco products and products of tobacco substitutes etc.	1081	84085	1750	220	-	-	1970	33877	1252	-	-	35129	44465	2862	352	11	46986	-	-	-	-	-
13	Manufacture of textiles	68670	1127083	35725	899	-	-	36624	879172	160	-	-	879332	196029	15220	1222	72	210100	1027	-	-	-	1027
131	Spinning, weaving and finishing of textiles	1818	29748	-	-	-	-	-	22590	-	-	-	22590	5217	1941	-	-	7158	-	-	-	-	-
1311	Preparation and spinning of textile fibres	425	19299	-	-	-	-	-	17340	-	-	-	17340	1018	942	-	-	1959	-	-	-	-	-
13111	Preparatory operations on textile fibres	70	840	-	-	-	-	-	-	-	-	-	-	-	840	-	-	840	-	-	-	-	-
13112	Spinning and manufacture of yarn or thread	355	18459	-	-	-	-	-	17340	-	-	-	17340	1018	102	-	-	1119	-	-	-	-	-
1312	Weaving of textiles	885	9860	-	-	-	-	-	5250	-	-	-	5250	3611	999	-	-	4610	-	-	-	-	-
13121	Manufacture of broad woven cotton-type, woollen-type, worsted-type or silk-type fabrics	774	4358	-	-	-	-	-	-	-	-	-	-	3455	903	-	-	4358	-	-	-	-	-
13129	Others (Weaving of textiles)	111	5502	-	-	-	-	-	5250	-	-	-	5250	156	96	-	-	252	-	-	-	-	-
1313	Finishing of textiles	508	589	-	-	-	-	-	-	-	-	-	-	589	-	-	-	589	-	-	-	-	-
13131	Bleaching and dyeing of textile fibres, yarns, fabrics and textile articles, including wearing apparel	400	57	-	-	-	-	-	-	-	-	-	-	57	-	-	-	57	-	-	-	-	-
13132	Dressing, drying, steaming, shrinking, mending, Sanforizing, mercerizing of textiles and textile articles, including wearing apparel	108	532	-	-	-	-	-	-	-	-	-	-	532	-	-	-	532	-	-	-	-	-
139	Manufacture of other textiles	66852	1097335	35725	899	-	-	36624	856582	160	-	-	856742	190812	13280	1222	72	202942	1027	-	-	-	1027
1391	Manufacture of knitted and crocheted fabrics	401	3553	-	-	-	-	-	-	-	-	-	-	1223	2330	-	-	3553	-	-	-	-	-
13910	Manufacture and processing of knitted or crocheted fabrics etc.	401	3553	-	-	-	-	-	-	-	-	-	-	1223	2330	-	-	3553	-	-	-	-	-
1392	Manufacture of made-up textile articles, except apparel	4269	40514	7830	377	-	-	8207	13816	160	-	-	13976	18295	36	-	-	18331	-	-	-	-	-
13921	Manufacture, of made-up articles of any textile material	3253	14611	7830	377	-	-	8207	616	-	-	-	616	5782	5	-	-	5788	-	-	-	-	-
13922	Manufacture of made-up furnishing articles	928	10266	-	-	-	-	-	-	-	-	-	-	10235	31	-	-	10266	-	-	-	-	-
13929	Others (Manufacture of made-up textile articles, except apparel)	88	15638	-	-	-	-	-	13200	160	-	-	13360	2278	-	-	-	2278	-	-	-	-	-
1393	Manufacture of carpets and rugs	4245	7758	-	-	-	-	-	4400	-	-	-	4400	3201	118	-	10	3330	28	-	-	-	28
13930	Manufacture of textile floor coverings like carpets, rugs and mats, tiles etc.	4245	7758	-	-	-	-	-	4400	-	-	-	4400	3201	118	-	10	3330	28	-	-	-	28
1394	Manufacture of cordage, rope, twine and netting	1055	21345	13920	522	-	-	14442	-	-	-	-	-	158	7195	450	-	6903	-	-	-	-	-

Major Industrial Group		No. of reporting units	Total GFCF	Dwelling (residential)					Other building and structure Machinery and equipment					Machinery and equipment					Intellectual Property Products				
				Acquisition of Fixed Assets(New/ Existing)	Addition/A lteration and Major Improveme nts	Sale Proceeds from disposal of of fixed assets	Own account capital formation	GFCF	Acquisition of Fixed Assets(New/ Existing)	Addition/ Alteration and Major Improvem ents	Sale Proceeds from disposal of fixed assets	Own account capital formation	GFCF	Acquisition of Fixed Assets (New/Existi ng)	Addition/ Alteration and Major Improveme nts	Sale Proceeds from disposal of fixed assets	Own account capital formation	GFCF	Acquisition of Fixed Assets (New/ Existing)	Addition/ Alteration and Major Improveme nts	Sale Proceeds from disposal of of fixed assets	Own account capital formatio n	GFCF
PSIC Code	Description																						
1	2		4	5	6	7	8	9	10	11	12	13	14	15	16	17	18	19	20	21	22	23	24
13941	Manufacture of twine, cordage, rope and cables of textile fibres or strip or the like	445	6528	-	-	-	-	-	-	-	-	-	-	128	6400	-	-	6528	-	-	-	-	-
13942	Manufacture of knotted netting of twine, cordage or rope including products of rope or netting	610	14817	13920	522	-	-	14442	-	-	-	-	-	30	795	450	-	375	-	-	-	-	-
1399	Manufacture of other textiles n.e.c.	56882	1024165	13975	-	-	-	13975	838366	-	-	-	838366	167934	3601	772	62	170825	999	-	-	-	999
13991	Manufacture of labels, badges etc.	363	99	-	-	-	-	-	-	-	-	-	-	105	110	116	-	99	-	-	-	-	-
13992	Manufacture of tulles and other net fabrics, and of lace and embroidery/ ornamental trimmings	53692	1008145	13975	-	-	-	13975	838366	-	-	-	838366	152226	3173	656	62	154805	999	-	-	-	999
13999	Others (Manufacture of other textiles)	2827	15921	-	-	-	-	-	-	-	-	-	-	15603	318	-	-	15921	-	-	-	-	-
14	Manufacture of wearing apparel	14164	237757	5033	72	-	-	5105	98466	168	-	-	98634	129781	2819	136	1096	133561	461	-	4	-	457
141	Manufacture of wearing apparel, except fur apparel	11922	227970	5033	72	-	-	5105	89211	168	-	-	89379	129299	2786	136	1096	133045	441	-	-	-	441
1410	Manufacture of wearing apparel, except fur apparel	11922	227970	5033	72	-	-	5105	89211	168	-	-	89379	129299	2786	136	1096	133045	441	-	-	-	441
14101	Manufacture of wearing apparel made of leather or composition leather	30	829	-	-	-	-	-	-	-	-	-	-	811	18	-	-	829	-	-	-	-	-
14102	Manufacture of other outerwear/ work wear	6053	164365	5033	72	-	-	5105	30801	-	-	-	30801	125149	1904	131	1096	128018	441	-	-	-	441
14103	Manufacture of underwear and nightwear	61	-	-	-	-	-	-	-	-	-	-	-	-	-	-	-	-	-	-	-	-	-
14104	Manufacture of babies' garments, tracksuits and others etc.	150	31150	-	-	-	-	-	29400	-	-	-	29400	1750	-	-	-	1750	-	-	-	-	-
14105	Manufacture of other clothing accessories such as gloves, belts, shawls, ties, cravats, hairnets etc./ hats and caps	5494	24273	-	-	-	-	-	21760	168	-	-	21928	1486	864	5	-	2345	-	-	-	-	-
14109	Others (Manufacture of wearing apparel, except fur apparel)	134	7353	-	-	-	-	-	7250	-	-	-	7250	103	-	-	-	103	-	-	-	-	-
143	Manufacture of knitted and crocheted apparel	2242	9787	-	-	-	-	-	9255	-	-	-	9255	482	34	-	-	516	20	-	4	-	16
1430	Manufacture of knitted and crocheted apparel	2242	9787	-	-	-	-	-	9255	-	-	-	9255	482	34	-	-	516	20	-	4	-	16
14301	Manufacture of knitted or crocheted wearing apparel and other made-up articles like pullovers, cardigans, jerseys, waistcoats and similar articles	2143	9787	-	-	-	-	-	9255	-	-	-	9255	482	34	-	-	516	20	-	4	-	16
14309	Others (Manufacture of knitting and crocheted apparel)	99	-	-	-	-	-	-	-	-	-	-	-	-	-	-	-	-	-	-	-	-	-
15	Manufacture of leather and related products	5479	309943	72000	-	-	-	72000	187238	768	-	-	188006	46534	553	-	2702	49789	148	-	-	-	148

Major Industrial Group		No. of reporting units	Total GFCF	Dwelling (residential)					Other building and structure Machinery and equipment					Machinery and equipment					Intellectual Property Products				
				Acquisition of Fixed Assets(New/ Existing)	Addition/A Iteration and Major Improvements	Sale Proceeds from disposal of of fixed assets	Own account capital formation	GFCF	Acquisition of Fixed Assets(New/ Existing)	Addition/ Alteration and Major Improvements	Sale Proceeds from disposal of fixed assets	Own account capital formation	GFCF	Acquisition of Fixed Assets (New/Existing)	Addition/ Alteration and Major Improvements	Sale Proceeds from disposal of fixed assets	Own account capital formation	GFCF	Acquisition of Fixed Assets (New/ Existing)	Addition/ Alteration and Major Improvements	Sale Proceeds from disposal of of fixed assets	Own account capital formation	GFCF
PSIC Code	Description																						
1	2		4	5	6	7	8	9	10	11	12	13	14	15	16	17	18	19	20	21	22	23	24
151	Tanning and dressing of leather; manufacture of luggage, handbags, saddlery and harness; dressing and dyeing of fur	204	2582	-	-	-	-	-	-	-	-	-	-	2572	10	-	-	2582	-	-	-	-	-
1511	Tanning and dressing of leather; dressing and dyeing of fur	58	-	-	-	-	-	-	-	-	-	-	-	-	-	-	-	-	-	-	-	-	-
15112	Scraping, shearing, plucking, currying, tanning, bleaching and dyeing of fur skins and hides with the hair on	35	-	-	-	-	-	-	-	-	-	-	-	-	-	-	-	-	-	-	-	-	-
15119	Others (Tanning and dressing of leather, dressing and dying of fur)	23	-	-	-	-	-	-	-	-	-	-	-	-	-	-	-	-	-	-	-	-	-
1512	Manufacture of luggage, handbags and the like, saddlery and harness	146	2582	-	-	-	-	-	-	-	-	-	-	2572	10	-	-	2582	-	-	-	-	-
15121	Manufacture of luggage, handbags and the like, of leather, composition leather or any other material	115	2462	-	-	-	-	-	-	-	-	-	-	2462	-	-	-	2462	-	-	-	-	-
15129	Others (Manufacture of luggage, handbags and the saddlery and harness)	31	120	-	-	-	-	-	-	-	-	-	-	110	10	-	-	120	-	-	-	-	-
152	Manufacture of footwear	5275	307360	72000	-	-	-	72000	187238	768	-	-	188006	43961	543	-	2702	47206	148	-	-	-	148
1520	Manufacture of footwear	5275	307360	72000	-	-	-	72000	187238	768	-	-	188006	43961	543	-	2702	47206	148	-	-	-	148
15201	Manufacture of footwear for all purposes, of any material, by any process	3452	291202	72000	-	-	-	72000	178238	768	-	-	179006	37052	442	-	2702	40196	-	-	-	-	-
15202	Manufacture of leather parts of footwear etc.	585	14554	-	-	-	-	-	9000	-	-	-	9000	5437	77	-	-	5514	40	-	-	-	40
15209	Others (Manufacture of footwear)	1238	1604	-	-	-	-	-	-	-	-	-	-	1472	24	-	-	1496	108	-	-	-	108
16	Manufacture of wood and of products of wood and cork, except furniture, manufacture of articles of straw and plaiting materials	16751	1136955	13650	-	-	-	13650	661227	7476	-	207	668910	434164	16270	2202	5844	454075	320	-	-	-	320
161	Sawmilling and planning of wood	2917	415849	-	-	-	-	-	274137	6394	-	-	280531	126371	3486	88	5370	135138	180	-	-	-	180
1610	Sawmilling and planning of wood	2917	415849	-	-	-	-	-	274137	6394	-	-	280531	126371	3486	88	5370	135138	180	-	-	-	180
16101	Sawing, planning and machining of wood/ slicing, peeling or chipping logs	2844	412711	-	-	-	-	-	274137	6394	-	-	280531	123233	3486	88	5370	132000	180	-	-	-	180
16103	Manufacture of unassembled wooden flooring/ wood wool, wood flour, chips, particles	48	2760	-	-	-	-	-	-	-	-	-	-	2760	-	-	-	2760	-	-	-	-	-
16109	Others (Manufacture of Sawmilling and planning of wood)	25	378	-	-	-	-	-	-	-	-	-	-	378	-	-	-	378	-	-	-	-	-

Major Industrial Group		No. of reporting units	Total GFCF	Dwelling (residential)					Other building and structure Machinery and equipment					Machinery and equipment					Intellectual Property Products				
				Acquisition of Fixed Assets(New/ Existing)	Addition/A Iteration and Major Improvements	Sale Proceeds from disposal of of fixed assets	Own account capital formation	GFCF	Acquisition of Fixed Assets(New/ Existing)	Addition/ Alteration and Major Improvements	Sale Proceeds from disposal of fixed assets	Own account capital formation	GFCF	Acquisition of Fixed Assets (New/Existing)	Addition/ Alteration and Major Improvements	Sale Proceeds from disposal of fixed assets	Own account capital formation	GFCF	Acquisition of Fixed Assets (New/ Existing)	Addition/ Alteration and Major Improvements	Sale Proceeds from disposal of of fixed assets	Own account capital formation	GFCF
PSIC Code	Description																						
1	2		4	5	6	7	8	9	10	11	12	13	14	15	16	17	18	19	20	21	22	23	24
162	Manufacture of products of wood, cork, straw and plaiting materials	13834	721106	13650	-	-	-	13650	387090	1082	-	207	388379	307793	12784	2114	474	318937	140	-	-	-	140
1621	Manufacture of veneer sheets and wood-based panels	522	40391	13650	-	-	-	13650	12058	92	-	-	12150	12225	2325	-	41	14591	-	-	-	-	-
16211	Manufacture of veneer sheets	62	683	-	-	-	-	-	-	92	-	-	92	331	219	-	41	591	-	-	-	-	-
16212	Manufacture of plywood, veneer panels and similar laminated wood boards and sheets	49	501	-	-	-	-	-	-	-	-	-	-	456	45	-	-	501	-	-	-	-	-
16213	Manufacture of particle board and fibreboard/ densified wood etc.	15	180	-	-	-	-	-	-	-	-	-	-	150	30	-	-	180	-	-	-	-	-
16219	Others (Manufacture of veneer sheets and wood-based panels)	396	39028	13650	-	-	-	13650	12058	-	-	-	12058	11289	2031	-	-	13320	-	-	-	-	-
1622	Manufacture of builders' carpentry and joinery	4527	476317	-	-	-	-	-	225525	208	-	-	225733	246682	6002	2100	-	250584	-	-	-	-	-
16221	Manufacture of wooden goods intended to be used in the construction industry	2793	327205	-	-	-	-	-	225525	208	-	-	225733	97585	5987	2100	-	101472	-	-	-	-	-
16222	Manufacture of prefabricated buildings, or elements thereof, predominantly of wood/ mobile homes / wood partitions etc.	1734	149112	-	-	-	-	-	-	-	-	-	-	149097	15	-	-	149112	-	-	-	-	-
1623	Manufacture of wooden containers	922	545	-	-	-	-	-	-	-	-	-	-	18	540	14	-	545	-	-	-	-	-
16231	Manufacture of packing cases, boxes, crates, drums/ cable-drums etc. of wood	796	15	-	-	-	-	-	-	-	-	-	-	15	-	-	-	15	-	-	-	-	-
16232	Manufacture of pallets, box pallets and other load boards of wood/ manufacture of barrels, vats, tubs and other coopers' products of wood	126	530	-	-	-	-	-	-	-	-	-	-	3	540	14	-	530	-	-	-	-	-
1629	Manufacture of other products of wood; manufacture of articles of cork, straw and plaiting materials	7863	203854	-	-	-	-	-	149507	782	-	207	150496	48868	3918	-	432	53218	140	-	-	-	140
16291	Manufacture of various wood products (see detail in description)	3990	197503	-	-	-	-	-	149387	782	-	207	150376	43487	3068	-	432	46987	140	-	-	-	140
16292	Natural cork processing, manufacture of agglomerated cork / articles of cork etc.	1845	165	-	-	-	-	-	120	-	-	-	120	45	-	-	-	45	-	-	-	-	-
16299	Others(Manufacture of other products of wood, manufacture of articles of cork, straw and planting materials)	2028	6185	-	-	-	-	-	-	-	-	-	-	5336	850	-	-	6185	-	-	-	-	-
17	Manufacture of paper and paper products	483	1860	-	-	-	-	-	-	-	-	-	-	1283	552	-	25	1860	-	-	-	-	-
170	Manufacture of paper and paper products	483	1860	-	-	-	-	-	-	-	-	-	-	1283	552	-	25	1860	-	-	-	-	-

Major Industrial Group		No. of reporting units	Total GFCF	Dwelling (residential)					Other building and structure Machinery and equipment					Machinery and equipment					Intellectual Property Products				
				Acquisition of Fixed Assets(New/ Existing)	Addition/A Iteration and Major Improvements	Sale Proceeds from disposal of of fixed assets	Own account capital formation	GFCF	Acquisition of Fixed Assets(New/ Existing)	Addition/ Alteration and Major Improvements	Sale Proceeds from disposal of fixed assets	Own account capital formation	GFCF	Acquisition of Fixed Assets (New/Existing)	Addition/ Alteration and Major Improvements	Sale Proceeds from disposal of fixed assets	Own account capital formation	GFCF	Acquisition of Fixed Assets (New/ Existing)	Addition/ Alteration and Major Improvements	Sale Proceeds from disposal of of fixed assets	Own account capital formation	GFCF
PSIC Code	Description																						
1	2		4	5	6	7	8	9	10	11	12	13	14	15	16	17	18	19	20	21	22	23	24
1702	Manufacture of corrugated paper and paperboard and of containers of paper and paperboard	483	1860	-	-	-	-	-	-	-	-	-	-	1283	552	-	25	1860	-	-	-	-	-
17021	Manufacture of corrugated paper and paperboard and their container etc.	59	-	-	-	-	-	-	-	-	-	-	-	-	-	-	-	-	-	-	-	-	-
17022	Manufacture of sacks, bags, office box files and similar articles of paper	424	1860	-	-	-	-	-	-	-	-	-	-	1283	552	-	25	1860	-	-	-	-	-
18	Printing and reproduction of recorded media	1898	371561	-	-	-	-	-	116694	2400	-	-	119094	230194	8825	-	2773	241792	10627	48	-	-	10675
181	Printing and service activities related to printing	1898	371561	-	-	-	-	-	116694	2400	-	-	119094	230194	8825	-	2773	241792	10627	48	-	-	10675
1811	Printing	1385	324115	-	-	-	-	-	80994	2400	-	-	83394	221521	8790	-	2255	232567	8107	48	-	-	8155
18111	Printing of newspapers, magazines and other periodicals	20	-	-	-	-	-	-	-	-	-	-	-	-	-	-	-	-	-	-	-	-	-
18112	Printing of books and brochures, music and music manuscripts, maps, atlases, posters, advertising catalogues, prospectuses and other printed advertising,	1050	308526	-	-	-	-	-	80994	2400	-	-	83394	206769	7958	-	2250	216977	8107	48	-	-	8155
18114	Printing of diaries, calendars, business forms and other commercial printed matter, personal stationery and other printed matter by letterpress, offset, photogravure, flexographic and other printing presses, duplication machines, computer printers, emboss	70	4209	-	-	-	-	-	-	-	-	-	-	4209	-	-	-	4209	-	-	-	-	-
18115	Printing directly onto textiles, plastic, glass, metal, wood and ceramics (except silk-screen printing on textiles and wearing apparel)	125	50	-	-	-	-	-	-	-	-	-	-	45	-	-	5	50	-	-	-	-	-
18119	Other printing n.e.c.	120	11330	-	-	-	-	-	-	-	-	-	-	10498	832	-	-	11330	-	-	-	-	-
1812	Service activities related to printing	513	47445	-	-	-	-	-	35700	-	-	-	35700	8673	34	-	518	9225	2520	-	-	-	2520
18121	Binding of printed sheets	288	24460	-	-	-	-	-	21700	-	-	-	21700	2743	17	-	-	2760	-	-	-	-	-
18122	Composition, typesetting, phototypesetting, pre-press data input including scanning and optical character recognition, electronic make-up	107	21798	-	-	-	-	-	14000	-	-	-	14000	4760	-	-	518	5278	2520	-	-	-	2520
18124	Preparation of plates and dies	60	1187	-	-	-	-	-	-	-	-	-	-	1170	17	-	-	1187	-	-	-	-	-

Major Industrial Group		No. of reporting units	Total GFCF	Dwelling (residential)					Other building and structure Machinery and equipment					Machinery and equipment					Intellectual Property Products				
				Acquisition of Fixed Assets(New/ Existing)	Addition/A Iteration and Major Improvements	Sale Proceeds from disposal of fixed assets	Own account capital formation	GFCF	Acquisition of Fixed Assets(New/ Existing)	Addition/ Alteration and Major Improvements	Sale Proceeds from disposal of fixed assets	Own account capital formation	GFCF	Acquisition of Fixed Assets (New/Existing)	Addition/ Alteration and Major Improvements	Sale Proceeds from disposal of fixed assets	Own account capital formation	GFCF	Acquisition of Fixed Assets (New/ Existing)	Addition/ Alteration and Major Improvements	Sale Proceeds from disposal of fixed assets	Own account capital formation	GFCF
PSIC Code	Description																						
1	2		4	5	6	7	8	9	10	11	12	13	14	15	16	17	18	19	20	21	22	23	24
18125	Design of printing products e.g. sketches, layouts, dummies etc.	15	-	-	-	-	-	-	-	-	-	-	-	-	-	-	-	-	-	-	-	-	-
18126	Other graphic activities such as die-sinking or die-stamping, Braille copying, embossing, varnishing and laminating, collating and inseting, creasing	19	-	-	-	-	-	-	-	-	-	-	-	-	-	-	-	-	-	-	-	-	-
18129	Other (Service activities related to printing)	24	-	-	-	-	-	-	-	-	-	-	-	-	-	-	-	-	-	-	-	-	-
20	Manufacture of chemicals and chemical products	82	1110	-	-	-	-	-	-	-	-	-	-	1110	-	-	-	1110	-	-	-	-	-
202	Manufacture of other chemical products	45	-	-	-	-	-	-	-	-	-	-	-	-	-	-	-	-	-	-	-	-	-
2023	Manufacture of soap and detergents, cleaning and polishing preparations, perfumes and toilet preparations	45	-	-	-	-	-	-	-	-	-	-	-	-	-	-	-	-	-	-	-	-	-
20232	Manufacture of soap	45	-	-	-	-	-	-	-	-	-	-	-	-	-	-	-	-	-	-	-	-	-
203	Manufacture of man-made fibres	37	1110	-	-	-	-	-	-	-	-	-	-	1110	-	-	-	1110	-	-	-	-	-
2030	Manufacture of man-made fibres	37	1110	-	-	-	-	-	-	-	-	-	-	1110	-	-	-	1110	-	-	-	-	-
20309	Others (Manufacture of man-made fibres)	37	1110	-	-	-	-	-	-	-	-	-	-	1110	-	-	-	1110	-	-	-	-	-
22	Manufacture of rubber and plastics products	506	41043	-	-	-	-	-	-	-	-	-	-	40385	1382	1242	518	41043	-	-	-	-	-
221	Manufacture of rubber products	166	17470	-	-	-	-	-	-	-	-	-	-	17470	-	-	-	17470	-	-	-	-	-
2211	Manufacture of rubber tyres and tubes; retreading and rebuilding of rubber tyres	62	-	-	-	-	-	-	-	-	-	-	-	-	-	-	-	-	-	-	-	-	-
22119	Others (Manufacture of rubber tyres and tubes, retreading and rebuilding of rubber tyres)	62	-	-	-	-	-	-	-	-	-	-	-	-	-	-	-	-	-	-	-	-	-
2219	Manufacture of other rubber products	104	17470	-	-	-	-	-	-	-	-	-	-	17470	-	-	-	17470	-	-	-	-	-
22191	Manufacture of other products of natural or synthetic rubber (see description for detail)	67	17285	-	-	-	-	-	-	-	-	-	-	17285	-	-	-	17285	-	-	-	-	-
22192	Manufacture of rubber brushes, pipe stems, combs, hair pins etc.	37	185	-	-	-	-	-	-	-	-	-	-	185	-	-	-	185	-	-	-	-	-
222	Manufacture of plastics products	340	23573	-	-	-	-	-	-	-	-	-	-	22915	1382	1242	518	23573	-	-	-	-	-
2220	Manufacture of plastics products	340	23573	-	-	-	-	-	-	-	-	-	-	22915	1382	1242	518	23573	-	-	-	-	-
22201	Manufacture of semi-manufactures and finished plastic products/ plastic articles for the packing of goods	58	22050	-	-	-	-	-	-	-	-	-	-	22050	-	-	-	22050	-	-	-	-	-
22203	Manufacture of plastic tableware, kitchenware and toilet articles	15	225	-	-	-	-	-	-	-	-	-	-	225	-	-	-	225	-	-	-	-	-

Major Industrial Group		No. of reporting units	Total GFCF	Dwelling (residential)					Other building and structure Machinery and equipment					Machinery and equipment					Intellectual Property Products				
				Acquisition of Fixed Assets(New/ Existing)	Addition/A lteration and Major Improveme nts	Sale Proceeds from disposal of of fixed assets	Own account capital formation	GFCF	Acquisition of Fixed Assets(New/ Existing)	Addition/ Alteration and Major Improvem ents	Sale Proceeds from disposal of fixed assets	Own account capital formation	GFCF	Acquisition of Fixed Assets (New/Existi ng)	Addition/ Alteration and Major Improveme nts	Sale Proceeds from disposal of fixed assets	Own account capital formation	GFCF	Acquisition of Fixed Assets (New/ Existing)	Addition/ Alteration and Major Improveme nts	Sale Proceeds from disposal of of fixed assets	Own account capital formatio n	GFCF
PSIC Code	Description																						
1	2		4	5	6	7	8	9	10	11	12	13	14	15	16	17	18	19	20	21	22	23	24
22209	Manufacture of other diverse plastic products	267	1298	-	-	-	-	-	-	-	-	-	-	640	1382	1242	518	1298	-	-	-	-	-
23	Manufacture of other non-metallic mineral products	3946	985490	-	-	-	-	-	386672	1134	-	-	387806	592335	5348	16	17	597684	-	-	-	-	-
231	Manufacture of glass and glass products	24	1080	-	-	-	-	-	-	-	-	-	-	1080	-	-	-	1080	-	-	-	-	-
2310	Manufacture of glass and glass products	24	1080	-	-	-	-	-	-	-	-	-	-	1080	-	-	-	1080	-	-	-	-	-
23109	Others (Manufacture of glass and glass products)	24	1080	-	-	-	-	-	-	-	-	-	-	1080	-	-	-	1080	-	-	-	-	-
239	Manufacture of non-metallic mineral products n.e.c.	3922	984410	-	-	-	-	-	386672	1134	-	-	387806	591255	5348	16	17	596604	-	-	-	-	-
2392	Manufacture of clay building materials	1319	216430	-	-	-	-	-	3450	-	-	-	3450	209827	3153	-	-	212980	-	-	-	-	-
23921	Manufacture of non-refractory ceramic hearth or wall tiles, mosaic cubes etc.	295	1578	-	-	-	-	-	-	-	-	-	-	1578	-	-	-	1578	-	-	-	-	-
23922	Manufacture of structural non-refractory clay building materials, like ceramic bricks, roofing tiles, pipes, conduits etc./ flooring blocks in baked clay	1024	214852	-	-	-	-	-	3450	-	-	-	3450	208249	3153	-	-	211402	-	-	-	-	-
2393	Manufacture of other porcelain and ceramic products	290	6471	-	-	-	-	-	-	-	-	-	-	6375	112	16	-	6471	-	-	-	-	-
23931	Manufacture of ceramic tableware and other domestic or toilet articles etc.	193	5479	-	-	-	-	-	-	-	-	-	-	5479	-	-	-	5479	-	-	-	-	-
23939	Manufacture of other porcelain and ceramic products n.e.c.	97	992	-	-	-	-	-	-	-	-	-	-	896	112	16	-	992	-	-	-	-	-
2395	Manufacture of articles of concrete, cement and plaster	1739	393635	-	-	-	-	-	307017	1134	-	-	308151	84246	1238	-	-	85484	-	-	-	-	-
23951	Manufacture of precast concrete, cement or artificial stone articles and plaster articles for use in construction	865	238104	-	-	-	-	-	186551	390	-	-	186941	50735	428	-	-	51163	-	-	-	-	-
23952	Manufacture of prefabricated structural components for buildings or civil engineering of cement, concrete or artificial stone	197	1231	-	-	-	-	-	-	-	-	-	-	1231	-	-	-	1231	-	-	-	-	-
23953	Manufacture of articles of asbestos-cement or cellulose fibre-cement or the like (sheets, panels, tiles,, pipes, troughs, basins, sinks, furniture, frames etc.)	339	143175	-	-	-	-	-	120466	744	-	-	121210	21710	255	-	-	21965	-	-	-	-	-
23959	Manufacture of other articles of concrete, plaster, cement or artificial stone	338	11126	-	-	-	-	-	-	-	-	-	-	10571	555	-	-	11126	-	-	-	-	-

Major Industrial Group		No. of reporting units	Total GFCF	Dwelling (residential)					Other building and structure Machinery and equipment					Machinery and equipment					Intellectual Property Products				
				Acquisition of Fixed Assets(New/ Existing)	Addition/Alteration and Major Improvements	Sale Proceeds from disposal of fixed assets	Own account capital formation	GFCF	Acquisition of Fixed Assets(New/ Existing)	Addition/Alteration and Major Improvements	Sale Proceeds from disposal of fixed assets	Own account capital formation	GFCF	Acquisition of Fixed Assets (New/Existing)	Addition/Alteration and Major Improvements	Sale Proceeds from disposal of fixed assets	Own account capital formation	GFCF	Acquisition of Fixed Assets (New/ Existing)	Addition/Alteration and Major Improvements	Sale Proceeds from disposal of fixed assets	Own account capital formation	GFCF
PSIC Code	Description																						
1	2		4	5	6	7	8	9	10	11	12	13	14	15	16	17	18	19	20	21	22	23	24
2396	Cutting, shaping and finishing of stone	519	366719	-	-	-	-	-	75950	-	-	-	75950	289907	845	-	17	290769	-	-	-	-	-
23961	Cutting, shaping and finishing of stone for use in construction, in cemeteries, on roads, as roofing etc.	519	366719	-	-	-	-	-	75950	-	-	-	75950	289907	845	-	17	290769	-	-	-	-	-
2399	Manufacture of other non-metallic mineral products n.e.c.	55	1155	-	-	-	-	-	255	-	-	-	255	900	-	-	-	900	-	-	-	-	-
23991	Manufacture of millstones, sharpening or polishing stones and natural or artificial abrasive products, including abrasive products on a soft base	14	644	-	-	-	-	-	-	-	-	-	-	644	-	-	-	644	-	-	-	-	-
23992	Manufacture of friction material and unmounted articles thereof with a base of mineral substances or of cellulose	41	511	-	-	-	-	-	255	-	-	-	255	256	-	-	-	256	-	-	-	-	-
24	Manufacture of basic metals	1381	153119	-	-	-	-	-	105400	-	-	-	105400	47750	-	32	-	47719	-	-	-	-	-
243	Casting of metals	1381	153119	-	-	-	-	-	105400	-	-	-	105400	47750	-	32	-	47719	-	-	-	-	-
2431	Casting of iron and steel	1358	152130	-	-	-	-	-	105400	-	-	-	105400	46761	-	32	-	46730	-	-	-	-	-
24311	Casting of semi-finished iron products/ casting of iron castings	20	800	-	-	-	-	-	-	-	-	-	-	800	-	-	-	800	-	-	-	-	-
24319	Others (Casting of iron and steel)	1338	151330	-	-	-	-	-	105400	-	-	-	105400	45961	-	32	-	45930	-	-	-	-	-
2432	Casting of non-ferrous metals	23	989	-	-	-	-	-	-	-	-	-	-	989	-	-	-	989	-	-	-	-	-
24321	Casting of semi-finished products of aluminium, magnesium, titanium, zinc etc.	23	989	-	-	-	-	-	-	-	-	-	-	989	-	-	-	989	-	-	-	-	-
25	Manufacture of fabricated metal products, except machinery and equipment	19384	2224812	-	176	-	-	176	1367794	2015	-	-	1369809	837617	18661	3793	1861	854345	482	-	-	-	482
251	Manufacture of structural metal products, tanks, reservoirs and steam generators	12608	1797281	-	176	-	-	176	1073464	1072	-	-	1074536	707535	16959	3493	1435	722436	132	-	-	-	132
2511	Manufacture of structural metal products	12566	1797281	-	176	-	-	176	1073464	1072	-	-	1074536	707535	16959	3493	1435	722436	132	-	-	-	132
25112	Manufacture of prefabricated buildings mainly of metal, metal doors, windows and their frames, shutters and gates, room partitions etc.	12566	1797281	-	176	-	-	176	1073464	1072	-	-	1074536	707535	16959	3493	1435	722436	132	-	-	-	132
2512	Manufacture of tanks, reservoirs and containers of metal	42	-	-	-	-	-	-	-	-	-	-	-	-	-	-	-	-	-	-	-	-	-
25121	Manufacture of reservoirs, tanks and similar containers of metal, of types normally installed as fixtures for storage or manufacturing use	42	-	-	-	-	-	-	-	-	-	-	-	-	-	-	-	-	-	-	-	-	-

Major Industrial Group		No. of reporting units	Total GFCF	Dwelling (residential)					Other building and structure Machinery and equipment					Machinery and equipment					Intellectual Property Products				
				Acquisition of Fixed Assets(New/ Existing)	Addition/A lteration and Major Improveme nts	Sale Proceeds from disposal of of fixed assets	Own account capital formation	GFCF	Acquisition of Fixed Assets(New/ Existing)	Addition/ Alteration and Major Improvem ents	Sale Proceeds from disposal of fixed assets	Own account capital formation	GFCF	Acquisition of Fixed Assets (New/Existi ng)	Addition/ Alteration and Major Improveme nts	Sale Proceeds from disposal of fixed assets	Own account capital formation	GFCF	Acquisition of Fixed Assets (New/ Existing)	Addition/ Alteration and Major Improveme nts	Sale Proceeds from disposal of of fixed assets	Own account capital formatio n	GFCF
PSIC Code	Description																						
1	2		4	5	6	7	8	9	10	11	12	13	14	15	16	17	18	19	20	21	22	23	24
252	Manufacture of weapons and ammunition	34	-	-	-	-	-	-	-	-	-	-	-	-	-	-	-	-	-	-	-	-	-
2520	Manufacture of weapons and ammunition	34	-	-	-	-	-	-	-	-	-	-	-	-	-	-	-	-	-	-	-	-	-
25202	Manufacture of small arms (revolvers, shotguns, light machine guns)	34	-	-	-	-	-	-	-	-	-	-	-	-	-	-	-	-	-	-	-	-	-
259	Manufacture of other fabricated metal products; metalworking service activities	6742	427532	-	-	-	-	-	294330	943	-	-	295273	130082	1701	300	426	131909	350	-	-	-	350
2592	Treatment and coating of metals; machining	130	1813	-	-	-	-	-	-	-	-	-	-	1800	13	-	-	1813	-	-	-	-	-
25923	Boring, turning, milling, eroding, planning, lapping, broaching, levelling, sawing, grinding, sharpening, polishing, welding, splicing etc. of metalwork pieces	130	1813	-	-	-	-	-	-	-	-	-	-	1800	13	-	-	1813	-	-	-	-	-
2593	Manufacture of cutlery, hand tools and general hardware	2549	178754	-	-	-	-	-	122200	-	-	-	122200	55217	1063	300	375	56354	200	-	-	-	200
25931	Manufacture of cutlery	302	-	-	-	-	-	-	-	-	-	-	-	-	-	-	-	-	-	-	-	-	-
25932	Manufacture of knives and cutting blades, hand tools, non-power-driven agricultural hand tools, saws and saw blades for machines or for mechanical appliances	1677	22094	-	-	-	-	-	3200	-	-	-	3200	18470	49	-	375	18894	-	-	-	-	-
25933	Manufacture of padlocks, locks, keys, hinges and the like, hardware for buildings, furniture, vehicles etc.	246	16809	-	-	-	-	-	12000	-	-	-	12000	4045	864	300	-	4609	200	-	-	-	200
25934	Manufacture of other tools of such nature n.e.c.	324	139851	-	-	-	-	-	107000	-	-	-	107000	32701	150	-	-	32851	-	-	-	-	-
2599	Manufacture of other fabricated metal products n.e.c.	4063	246964	-	-	-	-	-	172130	943	-	-	173073	73065	626	-	51	73741	150	-	-	-	150
25991	Manufacture of cans, drums, buckets, boxes, tins and cans for food products, metal cable, plaited bands and similar articles,	3210	55574	-	-	-	-	-	41650	493	-	-	42143	13142	139	-	-	13281	150	-	-	-	150
25992	Manufacture of uninsulated metal cable or insulated cable not capable of being used as a conductor of electricity, articles made of wire etc.	14	17	-	-	-	-	-	-	-	-	-	-	17	-	-	-	17	-	-	-	-	-
25993	Manufacture of screw machine products, nails and pins, bolts, screws, nuts, springs, chains etc.	111	107939	-	-	-	-	-	59000	-	-	-	59000	48719	220	-	-	48939	-	-	-	-	-
25994	Manufacture of metal household articles	703	82216	-	-	-	-	-	71480	450	-	-	71930	10019	267	-	-	10286	-	-	-	-	-

Major Industrial Group		No. of reporting units	Total GFCF	Dwelling (residential)					Other building and structure Machinery and equipment					Machinery and equipment					Intellectual Property Products				
				Acquisition of Fixed Assets(New/ Existing)	Addition/A Iteration and Major Improvements	Sale Proceeds from disposal of of fixed assets	Own account capital formation	GFCF	Acquisition of Fixed Assets(New/ Existing)	Addition/ Alteration and Major Improvements	Sale Proceeds from disposal of fixed assets	Own account capital formation	GFCF	Acquisition of Fixed Assets (New/Existing)	Addition/ Alteration and Major Improvements	Sale Proceeds from disposal of fixed assets	Own account capital formation	GFCF	Acquisition of Fixed Assets (New/ Existing)	Addition/ Alteration and Major Improvements	Sale Proceeds from disposal of of fixed assets	Own account capital formation	GFCF
PSIC Code	Description																						
1	2		4	5	6	7	8	9	10	11	12	13	14	15	16	17	18	19	20	21	22	23	24
25996	Manufacture of safes, strongboxes, armoured doors etc.	17	867	-	-	-	-	-	-	-	-	-	-	816	-	-	51	867	-	-	-	-	-
25999	Manufacture of other fabricated metal products n.e.c.	8	352	-	-	-	-	-	-	-	-	-	-	352	-	-	-	352	-	-	-	-	-
27	Manufacture of electrical equipment	254	3333	-	-	-	-	-	-	-	-	-	-	3333	-	-	-	3333	-	-	-	-	-
271	Manufacture of electric motors, generators, transformers and electricity distribution and control apparatus	82	389	-	-	-	-	-	-	-	-	-	-	389	-	-	-	389	-	-	-	-	-
2710	Manufacture of electric motors, generators, transformers and electricity distribution and control apparatus	82	389	-	-	-	-	-	-	-	-	-	-	389	-	-	-	389	-	-	-	-	-
27103	Manufacture of power circuit breakers / surge suppressors / control panels for electric power distribution / electrical relays etc.	46	299	-	-	-	-	-	-	-	-	-	-	299	-	-	-	299	-	-	-	-	-
27104	Manufacture of duct for electrical switchboard apparatus / electric fuses / power switching equipment / electric power switches	36	90	-	-	-	-	-	-	-	-	-	-	90	-	-	-	90	-	-	-	-	-
274	Manufacture of electric lighting equipment	32	1056	-	-	-	-	-	-	-	-	-	-	1056	-	-	-	1056	-	-	-	-	-
2740	Manufacture of electric lighting equipment	32	1056	-	-	-	-	-	-	-	-	-	-	1056	-	-	-	1056	-	-	-	-	-
27401	Manufacture of lamps, fixtures and bulbs, ceiling lighting fixtures, chandeliers, table lamps, flashlights, electric insect lamps, lanterns, spotlights etc.	32	1056	-	-	-	-	-	-	-	-	-	-	1056	-	-	-	1056	-	-	-	-	-
275	Manufacture of domestic appliances	24	480	-	-	-	-	-	-	-	-	-	-	480	-	-	-	480	-	-	-	-	-
2750	Manufacture of domestic appliances	24	480	-	-	-	-	-	-	-	-	-	-	480	-	-	-	480	-	-	-	-	-
27501	Manufacture of domestic electric appliances (see description for detail)	24	480	-	-	-	-	-	-	-	-	-	-	480	-	-	-	480	-	-	-	-	-
279	Manufacture of other electrical equipment	116	1408	-	-	-	-	-	-	-	-	-	-	1408	-	-	-	1408	-	-	-	-	-
2790	Manufacture of other electrical equipment	116	1408	-	-	-	-	-	-	-	-	-	-	1408	-	-	-	1408	-	-	-	-	-
27901	Manufacture of battery chargers, door opening and closing devices, electrical, bells, tanning beds	54	-	-	-	-	-	-	-	-	-	-	-	-	-	-	-	-	-	-	-	-	-
27902	Manufacture of uninterruptible power supplies (UPS), power supplies	62	1408	-	-	-	-	-	-	-	-	-	-	1408	-	-	-	1408	-	-	-	-	-
28	Manufacture of machinery and equipment n.e.c.	860	145783	-	-	-	-	-	92200	18	-	-	92218	48408	400	104	-	48704	-	-	-	4860	4860

Major Industrial Group		No. of reporting units	Total GFCF	Dwelling (residential)					Other building and structure Machinery and equipment					Machinery and equipment					Intellectual Property Products				
				Acquisition of Fixed Assets(New/ Existing)	Addition/A lteration and Major Improveme nts	Sale Proceeds from disposal of of fixed assets	Own account capital formation	GFCF	Acquisition of Fixed Assets(New/ Existing)	Addition/ Alteration and Major Improvem ents	Sale Proceeds from disposal of fixed assets	Own account capital formation	GFCF	Acquisition of Fixed Assets (New/Existi ng)	Addition/ Alteration and Major Improveme nts	Sale Proceeds from disposal of fixed assets	Own account capital formation	GFCF	Acquisition of Fixed Assets (New/ Existing)	Addition/ Alteration and Major Improveme nts	Sale Proceeds from disposal of of fixed assets	Own account capital formatio n	GFCF
PSIC Code	Description																						
1	2		4	5	6	7	8	9	10	11	12	13	14	15	16	17	18	19	20	21	22	23	24
281	Manufacture of general-purpose machinery	158	105804	-	-	-	-	-	92200	-	-	-	92200	8744	-	-	-	8744	-	-	-	4860	4860
2811	Manufacture of engines and turbines, except aircraft, vehicle and cycle engines	45	4860	-	-	-	-	-	-	-	-	-	-	-	-	-	-	-	-	-	-	4860	4860
28112	Manufacture of turbines and parts thereof, boiler-turbine sets, turbine-generator sets etc.	45	4860	-	-	-	-	-	-	-	-	-	-	-	-	-	-	-	-	-	-	4860	4860
2813	Manufacture of other pumps, compressors, taps and valves	83	51144	-	-	-	-	-	43000	-	-	-	43000	8144	-	-	-	8144	-	-	-	-	-
28134	Manufacture of industrial taps and valves, including regulating valves and intake taps, sanitary taps and valves, heating taps and valves, hand pumps etc.	83	51144	-	-	-	-	-	43000	-	-	-	43000	8144	-	-	-	8144	-	-	-	-	-
2815	Manufacture of ovens, furnaces and furnace burners	30	49800	-	-	-	-	-	49200	-	-	-	49200	600	-	-	-	600	-	-	-	-	-
28151	Manufacture of electrical and other furnaces, ovens, incinerators, burners etc.	30	49800	-	-	-	-	-	49200	-	-	-	49200	600	-	-	-	600	-	-	-	-	-
282	Manufacture of special-purpose machinery	702	39979	-	-	-	-	-	-	18	-	-	18	39664	400	104	-	39960	-	-	-	-	-
2821	Manufacture of agricultural and forestry machinery	551	14380	-	-	-	-	-	-	18	-	-	18	14065	400	104	-	14361	-	-	-	-	-
28214	Manufacture of agricultural machinery for soil preparation, planting or fertilizing	504	14380	-	-	-	-	-	-	18	-	-	18	14065	400	104	-	14361	-	-	-	-	-
28215	Manufacture of harvesting or threshing machinery	43	-	-	-	-	-	-	-	-	-	-	-	-	-	-	-	-	-	-	-	-	-
28219	Manufacture of diverse agricultural machinery n.e.c.	4	-	-	-	-	-	-	-	-	-	-	-	-	-	-	-	-	-	-	-	-	-
2822	Manufacture of metal-forming machinery and machine tools	90	22113	-	-	-	-	-	-	-	-	-	-	22113	-	-	-	22113	-	-	-	-	-
28227	Manufacture of parts and accessories for the machine tools listed above	90	22113	-	-	-	-	-	-	-	-	-	-	22113	-	-	-	22113	-	-	-	-	-
2825	Manufacture of machinery for food, beverage and tobacco processing	61	3486	-	-	-	-	-	-	-	-	-	-	3486	-	-	-	3486	-	-	-	-	-
28257	Manufacture of machinery for the preparation of tobacco and for the making of cigarettes or cigars, or for pipe or chewing tobacco or snuff	61	3486	-	-	-	-	-	-	-	-	-	-	3486	-	-	-	3486	-	-	-	-	-
29	Manufacture of motor vehicles, trailers and semi-trailers	1637	74780	-	-	-	-	-	40280	-	-	-	40280	33557	967	104	80	34500	-	-	-	-	-

Major Industrial Group		No. of reporting units	Total GFCF	Dwelling (residential)					Other building and structure Machinery and equipment					Machinery and equipment					Intellectual Property Products				
				Acquisition of Fixed Assets(New/ Existing)	Addition/A Iteration and Major Improvements	Sale Proceeds from disposal of fixed assets	Own account capital formation	GFCF	Acquisition of Fixed Assets(New/ Existing)	Addition/ Alteration and Major Improvements	Sale Proceeds from disposal of fixed assets	Own account capital formation	GFCF	Acquisition of Fixed Assets (New/Existing)	Addition/ Alteration and Major Improvements	Sale Proceeds from disposal of fixed assets	Own account capital formation	GFCF	Acquisition of Fixed Assets (New/ Existing)	Addition/ Alteration and Major Improvements	Sale Proceeds from disposal of fixed assets	Own account capital formation	GFCF
PSIC Code	Description																						
1	2		4	5	6	7	8	9	10	11	12	13	14	15	16	17	18	19	20	21	22	23	24
292	Manufacture of bodies (coachwork) for motor vehicles; manufacture of trailers and semi-trailers	590	49229	-	-	-	-	-	40000	-	-	-	40000	9013	240	24	-	9229	-	-	-	-	-
2920	Manufacture of bodies (coachwork) for motor vehicles; manufacture of trailers and semi-trailers	590	49229	-	-	-	-	-	40000	-	-	-	40000	9013	240	24	-	9229	-	-	-	-	-
29201	Manufacture of bodies, including cabs for motor vehicles and outfitting of all types	379	3324	-	-	-	-	-	-	-	-	-	-	3108	240	24	-	3324	-	-	-	-	-
29202	Manufacture of trailers and semi-trailers	34	680	-	-	-	-	-	-	-	-	-	-	680	-	-	-	680	-	-	-	-	-
29203	Manufacture of containers for carriage by one or more modes of transport	177	45225	-	-	-	-	-	40000	-	-	-	40000	5225	-	-	-	5225	-	-	-	-	-
293	Manufacture of parts and accessories for motor vehicles	1047	25551	-	-	-	-	-	280	-	-	-	280	24544	727	80	80	25271	-	-	-	-	-
2930	Manufacture of parts and accessories for motor vehicles	1047	25551	-	-	-	-	-	280	-	-	-	280	24544	727	80	80	25271	-	-	-	-	-
29301	Manufacture of diverse parts and accessories for motor vehicles	86	2316	-	-	-	-	-	-	-	-	-	-	2156	160	-	-	2316	-	-	-	-	-
29302	Manufacture of parts & accessories of bodies for motor vehicles, car seats etc.	903	21789	-	-	-	-	-	280	-	-	-	280	20942	567	80	80	21509	-	-	-	-	-
29303	Manufacture of motor vehicle electrical equipment	58	1446	-	-	-	-	-	-	-	-	-	-	1446	-	-	-	1446	-	-	-	-	-
30	Manufacture of other transport equipment	719	9887	-	-	-	-	-	-	-	-	-	-	10103	-	216	-	9887	-	-	-	-	-
309	Manufacture of transport equipment n.e.c.	719	9887	-	-	-	-	-	-	-	-	-	-	10103	-	216	-	9887	-	-	-	-	-
3091	Manufacture of motorcycles	242	7722	-	-	-	-	-	-	-	-	-	-	7722	-	-	-	7722	-	-	-	-	-
30912	Manufacture of parts and accessories for motorcycles	242	7722	-	-	-	-	-	-	-	-	-	-	7722	-	-	-	7722	-	-	-	-	-
3099	Manufacture of other transport equipment n.e.c.	477	2165	-	-	-	-	-	-	-	-	-	-	2381	-	216	-	2165	-	-	-	-	-
30991	Manufacture of hand-propelled vehicles: luggage trucks, handcarts, sledges, shopping carts etc.	20	230	-	-	-	-	-	-	-	-	-	-	230	-	-	-	230	-	-	-	-	-
30992	Manufacture of vehicles drawn by animals: sulkies, donkey-carts, hearses etc.	457	1935	-	-	-	-	-	-	-	-	-	-	2151	-	216	-	1935	-	-	-	-	-
31	Manufacture of furniture	13809	1458351	2100	-	-	-	2100	1088772	14578	-	-	1103350	325983	25383	1633	2804	352537	365	-	-	-	365
310	Manufacture of furniture	13809	1458351	2100	-	-	-	2100	1088772	14578	-	-	1103350	325983	25383	1633	2804	352537	365	-	-	-	365
3100	Manufacture of furniture	13809	1458351	2100	-	-	-	2100	1088772	14578	-	-	1103350	325983	25383	1633	2804	352537	365	-	-	-	365

Major Industrial Group		No. of reporting units	Total GFCF	Dwelling (residential)					Other building and structure Machinery and equipment					Machinery and equipment					Intellectual Property Products				
				Acquisition of Fixed Assets(New/ Existing)	Addition/A Iteration and Major Improvements	Sale Proceeds from disposal of of fixed assets	Own account capital formation	GFCF	Acquisition of Fixed Assets(New/ Existing)	Addition/ Alteration and Major Improvements	Sale Proceeds from disposal of fixed assets	Own account capital formation	GFCF	Acquisition of Fixed Assets (New/Existing)	Addition/ Alteration and Major Improvements	Sale Proceeds from disposal of fixed assets	Own account capital formation	GFCF	Acquisition of Fixed Assets (New/ Existing)	Addition/ Alteration and Major Improvements	Sale Proceeds from disposal of of fixed assets	Own account capital formation	GFCF
PSIC Code	Description																						
1	2		4	5	6	7	8	9	10	11	12	13	14	15	16	17	18	19	20	21	22	23	24
31001	Manufacture of chairs and seats, sofas, sofa beds and sofa sets	11327	1024210	2100	-	-	-	2100	687308	14558	-	-	701866	296647	22104	1633	2762	319880	365	-	-	-	365
31002	Manufacture of special furniture for shops: counters, display cases, shelves etc., for churches, schools, restaurants	358	6085	-	-	-	-	-	2844	-	-	-	2844	1171	2056	-	14	3241	-	-	-	-	-
31003	Manufacture of office furniture	32	478	-	-	-	-	-	-	-	-	-	-	474	4	-	-	478	-	-	-	-	-
31004	Manufacture of kitchen furniture, furniture for bedrooms etc., cabinets	1465	417463	-	-	-	-	-	398620	-	-	-	398620	18207	608	-	28	18843	-	-	-	-	-
31005	Manufacture of laboratory benches, stools and other laboratory seating, laboratory furniture (e.g. cabinets and tables)	243	8448	-	-	-	-	-	-	20	-	-	20	7978	450	-	-	8428	-	-	-	-	-
31009	Manufacture of other furniture n.e.c.	384	1667	-	-	-	-	-	-	-	-	-	-	1506	161	-	-	1667	-	-	-	-	-
32	Other manufacturing	17993	4124950	-	-	-	-	-	3669165	-	-	139	3669304	442461	8725	805	2612	452994	2652	-	-	-	2652
321	Manufacture of jewellery, bijouterie and related articles	17075	3913888	-	-	-	-	-	3471340	-	-	-	3471340	429606	8685	805	2409	439896	2652	-	-	-	2652
3211	Manufacture of jewellery and related articles	17039	3913826	-	-	-	-	-	3471340	-	-	-	3471340	429544	8685	805	2409	439834	2652	-	-	-	2652
32111	Production of worked pearls	62	248	-	-	-	-	-	-	-	-	-	-	248	-	-	-	248	-	-	-	-	-
32112	Production of precious and semi-precious stones / diamonds in the worked state	3	-	-	-	-	-	-	-	-	-	-	-	-	-	-	-	-	-	-	-	-	-
32113	Manufacture of jewellery, goldsmiths' articles	16974	3913578	-	-	-	-	-	3471340	-	-	-	3471340	429296	8685	805	2409	439586	2652	-	-	-	2652
3212	Manufacture of imitation jewellery and related articles	36	62	-	-	-	-	-	-	-	-	-	-	62	-	-	-	62	-	-	-	-	-
32121	Manufacture of costume or imitation jewellery	36	62	-	-	-	-	-	-	-	-	-	-	62	-	-	-	62	-	-	-	-	-
322	Manufacture of musical instruments	27	-	-	-	-	-	-	-	-	-	-	-	-	-	-	-	-	-	-	-	-	-
3220	Manufacture of musical instruments	27	-	-	-	-	-	-	-	-	-	-	-	-	-	-	-	-	-	-	-	-	-
32202	Manufacture of musical instruments, the sound of which is produced electronically, musical boxes, fairground organs, calliopes etc., instrument parts and accessories	27	-	-	-	-	-	-	-	-	-	-	-	-	-	-	-	-	-	-	-	-	-
323	Manufacture of sports goods	106	-	-	-	-	-	-	-	-	-	-	-	-	-	-	-	-	-	-	-	-	-
3230	Manufacture of sports goods	106	-	-	-	-	-	-	-	-	-	-	-	-	-	-	-	-	-	-	-	-	-
32301	Manufacture of foot balls	106	-	-	-	-	-	-	-	-	-	-	-	-	-	-	-	-	-	-	-	-	-
324	Manufacture of games and toys	18	511	-	-	-	-	-	225	-	-	-	225	228	-	-	59	286	-	-	-	-	-
3240	Manufacture of games and toys	18	511	-	-	-	-	-	225	-	-	-	225	228	-	-	59	286	-	-	-	-	-
32409	Manufacture of other games and toys n.e.c.	18	511	-	-	-	-	-	225	-	-	-	225	228	-	-	59	286	-	-	-	-	-

Major Industrial Group		No. of reporting units	Total GFCF	Dwelling (residential)					Other building and structure Machinery and equipment					Machinery and equipment					Intellectual Property Products				
				Acquisition of Fixed Assets(New/ Existing)	Addition/A Iteration and Major Improvements	Sale Proceeds from disposal of of fixed assets	Own account capital formation	GFCF	Acquisition of Fixed Assets(New/ Existing)	Addition/ Alteration and Major Improvements	Sale Proceeds from disposal of fixed assets	Own account capital formation	GFCF	Acquisition of Fixed Assets (New/Existing)	Addition/ Alteration and Major Improvements	Sale Proceeds from disposal of fixed assets	Own account capital formation	GFCF	Acquisition of Fixed Assets (New/ Existing)	Addition/ Alteration and Major Improvements	Sale Proceeds from disposal of of fixed assets	Own account capital formation	GFCF
PSIC Code	Description																						
1	2		4	5	6	7	8	9	10	11	12	13	14	15	16	17	18	19	20	21	22	23	24
325	Manufacture of medical and dental instruments and supplies	478	170351	-	-	-	-	-	159600	-	-	-	159600	10724	-	-	27	10751	-	-	-	-	-
3250	Manufacture of medical and dental instruments and supplies	478	170351	-	-	-	-	-	159600	-	-	-	159600	10724	-	-	27	10751	-	-	-	-	-
32501	Manufacture of surgical drapes and sterile string and tissue	24	-	-	-	-	-	-	-	-	-	-	-	-	-	-	-	-	-	-	-	-	-
32505	Manufacture of medical, surgical, dental or veterinary furniture	240	1136	-	-	-	-	-	-	-	-	-	-	1136	-	-	-	1136	-	-	-	-	-
32506	Manufacture of dental instruments (including dentists' chairs incorporating dental equipment), orthopaedic and prosthetic devices	140	2736	-	-	-	-	-	-	-	-	-	-	2736	-	-	-	2736	-	-	-	-	-
32508	Manufacture of ophthalmic goods, eyeglasses, sunglasses, lenses ground to prescription, contact lenses, safety goggles	56	162906	-	-	-	-	-	159600	-	-	-	159600	3279	-	-	27	3306	-	-	-	-	-
32509	Manufacture of other medical and dental instruments and supplies n.e.c.	18	3573	-	-	-	-	-	-	-	-	-	-	3573	-	-	-	3573	-	-	-	-	-
329	Other manufacturing n.e.c.	289	40200	-	-	-	-	-	38000	-	-	139	38139	1903	40	-	118	2061	-	-	-	-	-
3290	Other manufacturing n.e.c.	281	40040	-	-	-	-	-	38000	-	-	139	38139	1743	40	-	118	1901	-	-	-	-	-
32901	Manufacture of protective safety equipment	49	39863	-	-	-	-	-	38000	-	-	-	38000	1743	40	-	80	1863	-	-	-	-	-
32902	Manufacture of brooms and brushes, including brushes constituting parts of machines, shoe and clothes brushes,	232	177	-	-	-	-	-	-	-	-	139	139	-	-	-	38	38	-	-	-	-	-
3299		8	160	-	-	-	-	-	-	-	-	-	-	160	-	-	-	160	-	-	-	-	-
32992		8	160	-	-	-	-	-	-	-	-	-	-	160	-	-	-	160	-	-	-	-	-
33	Repair and installation of machinery and equipment	2424	9118	-	-	-	-	-	-	-	-	-	-	8849	270	166	-	8953	165	-	-	-	165
331	Repair of fabricated metal products, machinery and equipment	2407	8795	-	-	-	-	-	-	-	-	-	-	8492	270	132	-	8630	165	-	-	-	165
3311	Repair of fabricated metal products	54	-	-	-	-	-	-	-	-	-	-	-	-	-	-	-	-	-	-	-	-	-
33119	Repair of other fabricated metal products n.e.c.	54	-	-	-	-	-	-	-	-	-	-	-	-	-	-	-	-	-	-	-	-	-
3312	Repair of machinery	1095	3609	-	-	-	-	-	-	-	-	-	-	3609	-	-	-	3609	-	-	-	-	-
33127	Repair and maintenance of miscellaneous machinery	939	3200	-	-	-	-	-	-	-	-	-	-	3200	-	-	-	3200	-	-	-	-	-
33129	Repair of other machinery n.e.c.	156	409	-	-	-	-	-	-	-	-	-	-	409	-	-	-	409	-	-	-	-	-

Major Industrial Group		No. of reporting units	Total GFCF	Dwelling (residential)					Other building and structure Machinery and equipment					Machinery and equipment					Intellectual Property Products				
				Acquisition of Fixed Assets(New/ Existing)	Addition/A Iteration and Major Improvements	Sale Proceeds from disposal of of fixed assets	Own account capital formation	GFCF	Acquisition of Fixed Assets(New/ Existing)	Addition/ Alteration and Major Improvements	Sale Proceeds from disposal of fixed assets	Own account capital formation	GFCF	Acquisition of Fixed Assets (New/Existing)	Addition/ Alteration and Major Improvements	Sale Proceeds from disposal of fixed assets	Own account capital formation	GFCF	Acquisition of Fixed Assets (New/ Existing)	Addition/ Alteration and Major Improvements	Sale Proceeds from disposal of of fixed assets	Own account capital formation	GFCF
PSIC Code	Description																						
1	2		4	5	6	7	8	9	10	11	12	13	14	15	16	17	18	19	20	21	22	23	24
3313	Repair of electronic and optical equipment	30	90	-	-	-	-	-	-	-	-	-	-	90	-	-	-	90	-	-	-	-	-
33131	Repair and maintenance of the measuring, testing, navigating and control equipment of group 265	30	90	-	-	-	-	-	-	-	-	-	-	90	-	-	-	90	-	-	-	-	-
3314	Repair of electrical equipment	803	3667	-	-	-	-	-	-	-	-	-	-	3589	104	102	-	3592	75	-	-	-	75
33141	Repair and maintenance of power, distribution, and specialty transformers	179	2938	-	-	-	-	-	-	-	-	-	-	2938	-	-	-	2938	-	-	-	-	-
33142	Repair and maintenance of electric motors, generators etc	554	504	-	-	-	-	-	-	-	-	-	-	501	104	102	-	504	-	-	-	-	-
33144	Repair and maintenance of current-carrying wiring devices and non current-carrying wiring devices for wiring electrical circuits etc.	70	225	-	-	-	-	-	-	-	-	-	-	150	-	-	-	150	75	-	-	-	75
3315	Repair of transport equipment, except motor vehicles	389	1329	-	-	-	-	-	-	-	-	-	-	1104	166	30	-	1239	90	-	-	-	90
33151	Repair and routine maintenance of ships	2	-	-	-	-	-	-	-	-	-	-	-	-	-	-	-	-	-	-	-	-	-
33153	Repair and maintenance of locomotives and railroad cars (except factory rebuilding or factory conversion)	360	671	-	-	-	-	-	-	-	-	-	-	482	130	30	-	581	90	-	-	-	90
33155	Repair of animal drawn buggies and wagons	27	658	-	-	-	-	-	-	-	-	-	-	622	36	-	-	658	-	-	-	-	-
3319	Repair of other equipment	36	101	-	-	-	-	-	-	-	-	-	-	101	-	-	-	101	-	-	-	-	-
33199	Repair of other equipment n.e.c.	36	101	-	-	-	-	-	-	-	-	-	-	101	-	-	-	101	-	-	-	-	-
332	Installation of industrial machinery and equipment	17	323	-	-	-	-	-	-	-	-	-	-	357	-	34	-	323	-	-	-	-	-
3320	Installation of industrial machinery and equipment	17	323	-	-	-	-	-	-	-	-	-	-	357	-	34	-	323	-	-	-	-	-
33202	Installation of other industrial equipment like communications equipment, mainframe and similar computers, irradiation and electro-medical equipment etc	17	323	-	-	-	-	-	-	-	-	-	-	357	-	34	-	323	-	-	-	-	-

TABLE NO. 10 VALUE ADDED STATISTICS BY MAJOR INDUSTRIAL GROUP (ALL UNITS), 2015

Value in "000" Rs.

Major Industrial Group		No. of reporting manufacturing units	Census value added (Producer value)	Other Taxes Paid	Census Value added (Basic value)	Non Industrial cost	Receipt from Non- industrial Activities	Contribution to G.D.P (Basic value)	Contribution to G.D.P (Producer value)
PSIC Code	Description								
1	2	3	4	5	6	7	8	9	10

ALL AREAS

		1242124	500767466	127046	500640420	25645200	1137281	476132501	476259547
10	Manufacture of food products	154602	115173752	36023	115137729	4264453	612767	111486042	111522066
101	Processing and preserving of meat	1322	2038505	162	2038343	37100	-	2001243	2001405
1010	Processing and preserving of meat	1322	2038505	162	2038343	37100	-	2001243	2001405
10103	Production of dried, salted or smoked meat	1131	1758825	0	1758825	29130	-	1729695	1729695
10104	Production of meat products	95	188945	0	188945	6786	-	182159	182159
10107	Processing of animal offal	71	66940	162	66778	1184	-	65594	65756
10109	Others (Processing and Preserving of meat)	25	23796	0	23796	-	-	23796	23796
103	Processing and preserving of fruit and vegetables	1300	478514	71	478444	29415	-	449028	449099
1030	Processing and preserving of fruit and vegetables	1300	478514	71	478444	29415	-	449028	449099
10301	Manufacture of food consisting chiefly of fruit or vegetables/ manufacture of perishable prepared foods of fruit and vegetables, such as: Salads, peeled or cut vegetables, tofu (bean curd)	152	78748	18	78731	3302	-	75429	75446
10302	Preserving of fruit, nuts or vegetables	443	262463	0	262463	10774	-	251689	251689
10303	Manufacture of fruit or vegetable food products	104	47362	8	47354	1658	-	45696	45704
10304	Manufacture of fruit or vegetable juices/ concentrates	146	60514	0	60514	9441	-	51073	51073
10307	Roasting of nuts/ manufacture of nut foods and pastes	55	11602	45	11557	1540	-	10017	10062
10309	Others (Processing and Preserving of fruit and vegetables)	400	17825	0	17825	2701	-	15124	15124
104	Manufacture of vegetable and animal oils and fats	2671	2156499	1181	2155318	114918	-	2040400	2041581
1040	Manufacture of vegetable and animal oils and fats	2671	2156499	1181	2155318	114918	-	2040400	2041581
10401	Manufacture of crude / refined vegetable oils and their processing	821	517190	319	516871	62229	-	454642	454961
10402	Manufacture of non-defatted flour or meal of oilseeds, oil nuts or oil kernels	528	513205	193	513012	20988	-	492024	492217
10404	Manufacture of non-edible animal oils and fats/ extraction of fish and marine mammal oils	30	42622	0	42622	-	-	42622	42622
10405	Production of cotton linters	62	4780	16	4764	216	-	4548	4564
10406	Production of oilcakes and other residual products of oil production	918	698019	438	697580	25521	-	672059	672497
10409	Others (Manufacture of vegetable and animal oils and fats)	312	380683	214	380469	5963	-	374505	374720
105	Manufacture of dairy products	10705	11595646	6295	11589351	428235	438114	11599229	11605524
1050	Manufacture of dairy products	10705	11595646	6295	11589351	428235	438114	11599229	11605524
10501	Manufacture of fresh liquid milk, pasteurized, sterilized, homogenized and/or ultra heat treated/ manufacture of milk-based drinks	380	215885	1	215884	17822	-	198062	198063
10502	Manufacture of cream from fresh liquid milk	624	493942	35	493907	36258	429552	887201	887236

Major Industrial Group		No. of reporting manufacturing units	Census value added (Producer value)	Other Taxes Paid	Census Value added (Basic value)	Non Industrial cost	Receipt from Non-industrial Activities	Contribution to G.D.P (Basic value)	Contribution to G.D.P (Producer value)
PSIC Code	Description								
1	2	3	4	5	6	7	8	9	10
10503	Manufacture of dried or concentrated milk	105	988246	0	988246	1064	-	987182	987182
10504	Manufacture of butter/ cheese etc.	1966	712667	0	712667	9658	-	703009	703009
10505	Manufacture of yoghurt	4896	4051704	63	4051641	253386	-	3798255	3798318
10506	Manufacture of ice cream and other edible ice/ Manufacture of milk or cream in solid form	1648	4324641	6057	4318584	90958	8464	4236090	4242146
10509	Others (Manufacture of dairy products)	1086	808562	140	808422	19089	98	789431	789571
106	Manufacture of grain mill products, starches and starch products	105052	31334728	19384	31315344	1531685	170678	29954338	29973722
1061	Manufacture of grain mill products	104745	31126235	19352	31106883	1522448	170678	29755113	29774465
10611	Grain milling	96513	23585409	18043	23567366	1209635	167374	22525105	22543148
10612	Rice milling	501	209007	350	208657	7433	-	201224	201574
10613	Vegetable milling	123	29580	0	29580	3229	-	26352	26352
10614	Manufacture of cereal breakfast foods	109	22823	0	22823	194	-	22629	22629
10615	Manufacture of flour mixes and prepared blended flour and dough for bread, cakes, biscuits or pancakes	6183	5062459	824	5061635	225341	3304	4839598	4840421
10619	Others (Manufacture of grain mill products).	1316	2216957	136	2216822	76616	-	2140206	2140341
1062	Manufacture of starches and starch products	307	208494	33	208461	9237	-	199224	199257
10621	Manufacture of starches from rice, potatoes, maize etc.	150	192682	0	192682	6601	-	186081	186081
10625	Manufacture of corn oil	157	15811	33	15779	2636	-	13143	13176
107	Manufacture of other food products	33552	67569860	8931	67560929	2123100	3974	65441804	65450734
1071	Manufacture of bakery products	25579	41355495	7086	41348410	1679620	1982	39670772	39677858
10711	Manufacture of bread and rolls	3792	6837691	216	6837475	231189	1404	6607690	6607907
10712	Manufacture of fresh/ preserved pastry, cakes, pies, tarts etc.	2536	4692995	1105	4691890	175684	-	4516206	4517311
10713	Manufacture of rusks, biscuits and other "dry" bakery products/ snack products	5721	9682134	2486	9679648	435222	360	9244786	9247272
10719	Others (Manufacture of bakery products)	13530	20142675	3278	20139397	837525	218	19302090	19305368
1072	Manufacture of sugar	3055	2582787	434	2582353	86739	1152	2496766	2497200
10721	Manufacture or refining of sugar and sugar substitutes from the juice of cane, beet, maple and palm etc.	3007	2576115	434	2575681	86643	1152	2490190	2490624
10722	Manufacture of sugar syrups	48	6672	0	6672	96	-	6576	6576
1073	Manufacture of cocoa, chocolate and sugar confectionery	426	594768	90	594679	12987	840	582531	582621
10731	Manufacture of cocoa, cocoa butter, cocoa fat, cocoa oil	72	150896	0	150896	1346	-	149550	149550
10732	Manufacture of chocolate & chocolate confectionery, sugar confectionery etc.	228	187325	0	187325	7838	840	180326	180326
10734	Preserving in sugar of fruit, nuts, fruit peels and other parts of plants	126	256547	90	256458	3802	-	252656	252745

Major Industrial Group		No. of reporting manufacturing units	Census value added (Producer value)	Other Taxes Paid	Census Value added (Basic value)	Non Industrial cost	Receipt from Non- industrial Activities	Contribution to G.D.P (Basic value)	Contribution to G.D.P (Producer value)
PSIC Code	Description								
1	2	3	4	5	6	7	8	9	10
1074	Manufacture of macaroni, noodles, couscous and similar farinaceous products	34	9082	0	9082	857	-	8225	8225
10741	Manufacture of pastas such as macaroni and noodles etc.	34	9082	0	9082	857	-	8225	8225
1075	Manufacture of prepared meals and dishes	2565	21698260	1251	21697009	257922	-	21439087	21440338
10751	Manufacture of meat or poultry dishes	1193	3778858	487	3778371	123366	-	3655005	3655492
10752	Manufacture of fish dishes, including fish and chips	197	875826	290	875536	31784	-	843752	844042
10753	Manufacture of prepared dishes of vegetables	112	261453	192	261261	15232	-	246029	246221
10759	Others (Manufacture of prepared meals and dishes)	1063	16782124	282	16781842	87540	-	16694302	16694583
1079	Manufacture of other food products n.e.c.	1893	1329468	71	1329397	84975	-	1244422	1244493
10792	Blending of tea and mate/ manufacture of extracts and preparations based on tea or maté	42	25137	0	25137	1092	-	24045	24045
10795	Manufacture of perishable prepared foods, such as sandwiches, fresh pizza	449	359814	0	359814	24491	-	335323	335323
10796	Manufacture of spices, sauces and condiments	192	103651	11	103640	10331	-	93309	93320
10797	Manufacture of herb infusions (mint, vervain, chamomile etc.)/ manufacture of extracts and juices of meat, fish, crustaceans or molluscs	17	1809	0	1809	-	-	1809	1809
10798	Processing of salt into food-grade salt, e.g. iodized salt	207	131891	29	131862	8738	-	123124	123153
10799	Others (Manufacture of food products)	986	707166	32	707135	40323	-	666811	666843
11	Manufacture of beverages	1103	956404	213	956191	37814	1703	920080	920293
110	Manufacture of beverages	1100	954120	213	953907	37689	1703	917920	918133
1104	Manufacture of soft drinks; production of mineral waters and other bottled waters	1100	954120	213	953907	37689	1703	917920	918133
11041	Manufacture of non-alcoholic beverages	90	43105	12	43093	2987	-	40106	40118
11042	Production of natural mineral waters and other bottled waters	51	98020	0	98020	260	-	97760	97760
11043	Manufacture of soft drinks like lemonade, orangeade, cola, fruit drinks, tonic waters etc.	959	812995	201	812794	34442	1703	780054	780255
113		3	2285	0	2285	125	-	2160	2160
1139		3	2285	0	2285	125	-	2160	2160
11399		3	2285	0	2285	125	-	2160	2160
12	Manufacture of tobacco products	12537	4403256	3769	4399488	566344	4425	3837569	3841338
120	Manufacture of tobacco products	12537	4403256	3769	4399488	566344	4425	3837569	3841338
1200	Manufacture of tobacco products	12537	4403256	3769	4399488	566344	4425	3837569	3841338
12001	Manufacture of tobacco products and products of tobacco substitutes etc.	12459	4376266	3769	4372497	563120	4425	3813802	3817571

Major Industrial Group		No. of reporting manufacturing units	Census value added (Producer value)	Other Taxes Paid	Census Value added (Basic value)	Non Industrial cost	Receipt from Non- industrial Activities	Contribution to G.D.P (Basic value)	Contribution to G.D.P (Producer value)
PSIC Code	Description								
1	2	3	4	5	6	7	8	9	10
12009	Others (Manufacture of tobacco products)	78	26991	0	26991	3224	-	23767	23767
13	Manufacture of textiles	558885	50556463	24979	50531484	3143643	88699	47476540	47501519
131	Spinning, weaving and finishing of textiles	11741	9550113	15206	9534907	557774	11586	8988719	9003925
1311	Preparation and spinning of textile fibres	2860	3731896	13131	3718764	186548	11136	3543353	3556484
13111	Preparatory operations on textile fibres	288	788582	170	788411	34121	-	754291	754461
13112	Spinning and manufacture of yarn or thread	2572	2943314	12961	2930353	152427	11136	2789062	2802023
1312	Weaving of textiles	5183	4406885	1846	4405039	250794	450	4154695	4156541
13121	Manufacture of broad woven cotton-type, woollen-type, worsted-type or silk-type fabrics	3855	3709864	1729	3708136	209158	450	3499428	3501157
13122	Manufacture of other broad woven fabrics, using flax, ramie, hemp, jute, bast fibres and special yarns	76	180016	100	179916	23146	-	156770	156870
13129	Others (Weaving of textiles)	1252	517005	17	516988	18491	-	498497	498514
1313	Finishing of textiles	3698	1411333	229	1411104	120432	-	1290671	1290900
13131	Bleaching and dyeing of textile fibres, yarns, fabrics and textile articles, including wearing apparel	2334	858523	90	858433	78929	-	779504	779594
13132	Dressing, drying, steaming, shrinking, mending, Sanforizing, mercerizing of textiles and textile articles, including wearing apparel	962	501152	7	501145	37065	-	464079	464086
13139	Others (Finishing of textiles)	402	51658	132	51526	4438	-	47088	47220
139	Manufacture of other textiles	547144	41006350	9773	40996577	2585869	77113	38487821	38497594
1391	Manufacture of knitted and crocheted fabrics	1071	972524	7065	965459	13722	-	951736	958801
13910	Manufacture and processing of knitted or crocheted fabrics etc.	1071	972524	7065	965459	13722	-	951736	958801
1392	Manufacture of made-up textile articles, except apparel	31698	4214367	427	4213940	270568	4904	3948276	3948703
13921	Manufacture, of made-up articles of any textile material	23525	2627927	269	2627658	155934	4344	2476067	2476337
13922	Manufacture of made-up furnishing articles	7282	928097	158	927939	66668	560	861831	861989
13925		17	9459	0	9459	857	-	8602	8602
13929	Others (Manufacture of made-up textile articles, except apparel)	874	648885	0	648885	47109	-	601776	601776
1393	Manufacture of carpets and rugs	56179	4760029	242	4759787	274547	494	4485734	4485976
13930	Manufacture of textile floor coverings like carpets, rugs and mats, tiles etc.	56179	4760029	242	4759787	274547	494	4485734	4485976
1394	Manufacture of cordage, rope, twine and netting	31731	1499752	80	1499672	107503	-	1392169	1392248
13941	Manufacture of twine, cordage, rope and cables of textile fibres or strip or the like	22078	646483	0	646483	36957	-	609526	609526
13942	Manufacture of knotted netting of twine, cordage or rope including products of rope or netting	9653	853269	80	853189	70546	-	782643	782723
1399	Manufacture of other textiles n.e.c.	426465	29559678	1959	29557719	1919529	71716	27709906	27711865

Major Industrial Group		No. of reporting manufacturing units	Census value added (Producer value)	Other Taxes Paid	Census Value added (Basic value)	Non Industrial cost	Receipt from Non- industrial Activities	Contribution to G.D.P (Basic value)	Contribution to G.D.P (Producer value)
PSIC Code	Description								
1	2	3	4	5	6	7	8	9	10
13991	Manufacture of labels, badges etc.	854	287138	0	287138	10083	378	277433	277433
13992	Manufacture of tulles and other net fabrics, and of lace and embroidery/ ornamental trimmings	408720	28188803	1908	28186895	1845880	70013	26411028	26412936
13999	Others (Manufacture of other textiles)	16891	1083737	51	1083685	63566	1325	1021444	1021496
14	Manufacture of wearing apparel	96994	14281810	280	14281530	1051968	56746	13286308	13286588
141	Manufacture of wearing apparel, except fur apparel	84662	12976596	242	12976354	985052	56617	12047919	12048161
1410	Manufacture of wearing apparel, except fur apparel	84662	12976596	242	12976354	985052	56617	12047919	12048161
14101	Manufacture of wearing apparel made of leather or composition leather	318	223602	0	223602	25484	-	198118	198118
14102	Manufacture of other outerwear/ work wear	32213	7929762	115	7929647	683970	45248	7290925	7291040
14103	Manufacture of underwear and nightwear	919	48645	0	48645	649	-	47997	47997
14104	Manufacture of babies' garments, tracksuits and others etc.	959	777126	0	777126	77734	180	699572	699572
14105	Manufacture of other clothing accessories such as gloves, belts, shawls, ties, cravats, hairnets etc./ hats and caps	48948	3774522	125	3774397	178013	11189	3607573	3607698
14106	Manufacture of footwear of textile material without applied soles	35	3744	0	3744	-	-	3744	3744
14109	Others (Manufacture of wearing apparel, except fur apparel)	1270	219195	2	219193	19202	-	199990	199992
142	Manufacture of articles of fur	166	124830	0	124830	5530	-	119300	119300
1420	Manufacture of articles of fur	166	124830	0	124830	5530	-	119300	119300
14200	Manufacture of articles made of fur skins	166	124830	0	124830	5530	-	119300	119300
143	Manufacture of knitted and crocheted apparel	12166	1180383	38	1180345	61386	130	1119089	1119127
1430	Manufacture of knitted and crocheted apparel	12166	1180383	38	1180345	61386	130	1119089	1119127
14301	Manufacture of knitted or crocheted wearing apparel and other made-up articles like pullovers, cardigans, jerseys, waistcoats and similar articles	9869	941686	14	941672	29842	130	911959	911973
14302	Manufacture of hosiery, including socks, tights and pantyhose	1353	94585	0	94585	15684	-	78901	78901
14309	Others (Manufacture of knitting and crocheted apparel)	944	144113	24	144089	15860	-	128229	128253
15	Manufacture of leather and related products	27859	11985018	1221	11983796	768700	5192	11220289	11221510
151	Tanning and dressing of leather; manufacture of luggage, handbags, saddlery and harness; dressing and dyeing of fur	1548	1251289	408	1250881	65101	10	1185790	1186198
1511	Tanning and dressing of leather; dressing and dyeing of fur	282	69737	0	69737	5332	-	64405	64405
15111	Tanning, dyeing and dressing of hides and skins	93	30748	0	30748	2240	-	28508	28508
15112	Scraping, shearing, plucking, currying, tanning, bleaching and dyeing of fur skins and hides with the hair on	107	14473	0	14473	1414	-	13059	13059
15119	Others (Tanning and dressing of leather, dressing and dying of fur)	82	24516	0	24516	1678	-	22838	22838
1512	Manufacture of luggage, handbags and the like, saddlery and harness	1266	1181553	408	1181145	59769	10	1121385	1121793
15121	Manufacture of luggage, handbags and the like, of leather, composition leather or any other material	908	760866	118	760748	40570	10	720188	720306

Major Industrial Group		No. of reporting manufacturing units	Census value added (Producer value)	Other Taxes Paid	Census Value added (Basic value)	Non Industrial cost	Receipt from Non- industrial Activities	Contribution to G.D.P (Basic value)	Contribution to G.D.P (Producer value)
PSIC Code	Description								
1	2	3	4	5	6	7	8	9	10
15122	Manufacture of diverse articles of leather or composition leather	132	303849	290	303559	8137	-	295422	295712
15129	Others (Manufacture of luggage, handbags and the saddlery and harness)	226	116837	0	116837	11062	-	105775	105775
152	Manufacture of footwear	26311	10733729	813	10732915	703599	5182	10034499	10035312
1520	Manufacture of footwear	26311	10733729	813	10732915	703599	5182	10034499	10035312
15201	Manufacture of footwear for all purposes, of any material, by any process	16849	8780865	521	8780344	606237	4449	8178555	8179076
15202	Manufacture of leather parts of footwear etc.	7056	1610629	275	1610354	83013	34	1527375	1527650
15209	Others (Manufacture of footwear)	2406	342235	17	342218	14348	700	328569	328587
16	Manufacture of wood and of products of wood and cork, except furniture, manufacture of articles of straw and plaiting materials	147562	46295034	9654	46285381	2527511	135602	43893472	43903126
161	Sawmilling and planning of wood	17920	17844960	6648	17838313	834759	105815	17109369	17116017
1610	Sawmilling and planning of wood	17920	17844960	6648	17838313	834759	105815	17109369	17116017
16101	Sawing, planning and machining of wood/ slicing, peeling or chipping logs	16716	17203969	6512	17197457	779422	105815	16523851	16530363
16102	Manufacture of wooden railway sleepers	35	6440	14	6426	-	-	6426	6440
16103	Manufacture of unassembled wooden flooring/ wood wool, wood flour, chips, particles	270	91847	18	91830	7771	-	84059	84076
16109	Others (Manufacture of Sawmilling and planning of wood)	899	542704	104	542599	47566	-	495033	495138
162	Manufacture of products of wood, cork, straw and plaiting materials	129642	28450074	3006	28447068	1692752	29787	26784103	26787109
1621	Manufacture of veneer sheets and wood-based panels	6106	1747212	682	1746530	177462	72	1569140	1569822
16211	Manufacture of veneer sheets	62	66866	0	66866	3731	-	63135	63135
16212	Manufacture of plywood, veneer panels and similar laminated wood boards and sheets	296	250349	35	250314	38007	-	212307	212342
16213	Manufacture of particle board and fibreboard/ densified wood etc.	79	30058	576	29482	9669	72	19885	20461
16219	Others (Manufacture of veneer sheets and wood-based panels)	5669	1399938	71	1399867	126055	-	1273812	1273883
1622	Manufacture of builders' carpentry and joinery	15099	10719665	350	10719315	596911	3706	10126109	10126459
16221	Manufacture of wooden goods intended to be used in the construction industry	12124	9929134	216	9928918	463839	3538	9468617	9468833
16222	Manufacture of prefabricated buildings, or elements thereof, predominantly of wood/ mobile homes / wood partitions etc.	2975	790530	134	790396	133072	168	657492	657626
1623	Manufacture of wooden containers	6137	1706974	37	1706937	173895	18593	1551635	1551671
16231	Manufacture of packing cases, boxes, crates, drums/ cable-drums etc. of wood	5262	1144660	37	1144623	118997	18593	1044219	1044256

Major Industrial Group		No. of reporting manufacturing units	Census value added (Producer value)	Other Taxes Paid	Census Value added (Basic value)	Non Industrial cost	Receipt from Non-industrial Activities	Contribution to G.D.P (Basic value)	Contribution to G.D.P (Producer value)
PSIC Code	Description								
1	2	3	4	5	6	7	8	9	10
16232	Manufacture of pallets, box pallets and other load boards of wood/ manufacture of barrels, vats, tubs and other coopers' products of wood	803	557418	0	557418	54899	-	502520	502520
16233	Manufacture of wooden cable-drums	72	4896	0	4896	-	-	4896	4896
1629	Manufacture of other products of wood; manufacture of articles of cork, straw and plaiting materials	102300	14276223	1937	14274286	744483	7417	13537220	13539157
16291	Manufacture of various wood products (see detail in description)	28404	9442321	1827	9440494	492360	7150	8955284	8957111
16292	Natural cork processing, manufacture of agglomerated cork / articles of cork etc.	23974	603334	35	603299	32626	76	570749	570784
16299	Others(Manufacture of other products of wood, manufacture of articles of cork, straw and planting materials)	49922	4230568	75	4230493	219497	191	4011187	4011262
17	Manufacture of paper and paper products	2281	1250567	232	1250335	103331	-	1147005	1147236
170	Manufacture of paper and paper products	2281	1250567	232	1250335	103331	-	1147005	1147236
1701	Manufacture of pulp, paper and paperboard	215	140463	0	140463	17909	-	122554	122554
17013	Manufacture of paper and paperboard/ further processing of paper and paperboard	135	110779	0	110779	12466	-	98313	98313
17014	Manufacture of newsprint and other printing or writing paper	11	10296	0	10296	3080	-	7216	7216
17019	Others (Manufacture of pulp, paper and paperboard)	69	19388	0	19388	2363	-	17025	17025
1702	Manufacture of corrugated paper and paperboard and of containers of paper and paperboard	1977	1070135	232	1069903	79298	-	990605	990836
17021	Manufacture of corrugated paper and paperboard and their container etc.	279	129790	15	129775	12211	-	117564	117579
17022	Manufacture of sacks, bags, office box files and similar articles of paper	1689	935019	217	934802	66541	-	868261	868478
17029	Others (Manufacture of corrugated paper and paperboard and containers of paper and paperboard)	9	5326	0	5326	546	-	4780	4780
1709	Manufacture of other articles of paper and paperboard	89	39969	0	39969	6124	-	33845	33845
17092	Manufacture of printing and writing paper, computer printout paper, self-copy paper etc. ready for use	17	4624	0	4624	1002	-	3622	3622
17099	Others (Manufacture of other articles of paper and paperboard)	72	35344	0	35344	5122	-	30223	30223
18	Printing and reproduction of recorded media	8579	6500753	1450	6499303	551005	101	5948398	5949849
181	Printing and service activities related to printing	8579	6500753	1450	6499303	551005	101	5948398	5949849
1811	Printing	3567	3938978	1272	3937706	343671	101	3594136	3595408
18111	Printing of newspapers, magazines and other periodicals	330	597522	0	597522	45557	-	551965	551965
18112	Printing of books and brochures, music and music manuscripts, maps, atlases, posters, advertising catalogues, prospectuses and other printed advertising,	2568	2745052	1085	2743967	242881	-	2501087	2502171

Major Industrial Group		No. of reporting manufacturing units	Census value added (Producer value)	Other Taxes Paid	Census Value added (Basic value)	Non Industrial cost	Receipt from Non-industrial Activities	Contribution to G.D.P (Basic value)	Contribution to G.D.P (Producer value)
PSIC Code	Description								
1	2	3	4	5	6	7	8	9	10
18114	Printing of diaries, calendars, business forms and other commercial printed matter, personal stationery and other printed matter by letterpress, offset, photogravure, flexographic and other printing presses, duplication machines, computer printers, emboss	70	71205	37	71167	4340	-	66828	66865
18115	Printing directly onto textiles, plastic, glass, metal, wood and ceramics (except silk-screen printing on textiles and wearing apparel)	206	126921	84	126837	8920	-	117917	118001
18119	Other printing n.e.c.	393	398278	66	398212	41973	101	356340	356406
1812	Service activities related to printing	5012	2561775	178	2561597	207334	-	2354262	2354440
18121	Binding of printed sheets	1868	1380637	53	1380585	87382	-	1293202	1293255
18122	Composition, typesetting, phototypesetting, pre-press data input including scanning and optical character recognition, electronic make-up	153	140240	14	140226	13814	-	126412	126426
18123	Plate-making services including image-setting and plate-setting	583	503312	0	503312	54184	-	449128	449128
18124	Preparation of plates and dies	146	89165	44	89122	9231	-	79890	79934
18125	Design of printing products e.g. sketches, layouts, dummies etc.	224	90941	18	90923	7528	-	83395	83413
18126	Other graphic activities such as die-sinking or die-stamping, Braille copying, embossing, varnishing and laminating, collating and inseting, creasing	133	87724	0	87724	8146	-	79578	79578
18129	Other (Service activities related to printing)	1905	269756	50	269706	27049	-	242656	242706
19	Manufacture of coke and refined petroleum products	4105	634982	137	634845	9882	-	624963	625100
191	Manufacture of coke oven products	195	52465	32	52432	4231	-	48201	48234
1910	Manufacture of coke oven products	195	52465	32	52432	4231	-	48201	48234
19101	Operation of coke ovens	16	5290	0	5290	960	-	4330	4330
19102	Production of coke and semi-coke/ production of coke oven gas	35	1484	0	1484	168	-	1316	1316
19104	Production of crude coal and lignite tars	144	45691	32	45659	3103	-	42556	42588
192	Manufacture of refined petroleum products	3910	582517	104	582413	5651	-	576762	576866
1920	Manufacture of refined petroleum products	3910	582517	104	582413	5651	-	576762	576866
19206	Manufacture of hard-coal and lignite fuel briquettes / petroleum briquettes	180	210514	104	210409	-	-	210409	210514
19207	Blending of bio fuels	3730	372004	0	372004	5651	-	366353	366353
20	Manufacture of chemicals and chemical products	1028	2500807	58	2500749	95063	-	2405686	2405744
202	Manufacture of other chemical products	719	673200	58	673141	62747	-	610394	610452
2022	Manufacture of paints, varnishes and similar coatings, printing ink and mastics	79	31281	0	31281	1011	-	30270	30270
20221	Manufacture of paints and varnishes, enamels or lacquers	68	17245	0	17245	571	-	16674	16674

Major Industrial Group		No. of reporting manufacturing units	Census value added (Producer value)	Other Taxes Paid	Census Value added (Basic value)	Non Industrial cost	Receipt from Non- industrial Activities	Contribution to G.D.P (Basic value)	Contribution to G.D.P (Producer value)
PSIC Code	Description								
1	2	3	4	5	6	7	8	9	10
20222	Manufacture of prepared pigments and dyes, opacifiers and colours	11	14036	0	14036	440	-	13596	13596
2023	Manufacture of soap and detergents, cleaning and polishing preparations, perfumes and toilet preparations	609	603800	58	603741	58614	-	545128	545186
20232	Manufacture of soap	150	122695	14	122681	15128	-	107553	107567
20234	Manufacture of surface-active preparations (washing powders and detergents, dish-washing preparations, textile softeners)	43	83673	0	83673	9647	-	74026	74026
20235	Manufacture of cleaning and polishing products	416	397431	44	397387	33839	-	363549	363593
2029	Manufacture of other chemical products n.e.c.	31	38119	0	38119	3122	-	34997	34997
20294	Manufacture of photographic plates, films, sensitized paper and other sensitized unexposed materials	15	21300	0	21300	1740	-	19560	19560
20298	Manufacture of matches	16	16819	0	16819	1382	-	15437	15437
203	Manufacture of man-made fibres	309	1827608	0	1827608	32316	-	1795292	1795292
2030	Manufacture of man-made fibres	309	1827608	0	1827608	32316	-	1795292	1795292
20302	Manufacture of synthetic or artificial staple fibres, not carded, combed or otherwise processed for spinning	67	96668	0	96668	8040	-	88628	88628
20303	Manufacture of synthetic or artificial filament yarn, including high-tenacity yarn	37	814	0	814	-	-	814	814
20309	Others (Manufacture of man-made fibres)	205	1730126	0	1730126	24276	-	1705850	1705850
21	Manufacture of basic pharmaceutical products and pharmaceutical preparations	53	110838	0	110838	3518	-	107320	107320
210	Manufacture of pharmaceuticals, medicinal chemical and botanical product	53	110838	0	110838	3518	-	107320	107320
2100	Manufacture of pharmaceuticals, medicinal chemical and botanical products	53	110838	0	110838	3518	-	107320	107320
21003	Manufacture of medicaments including homeopathic preparations	53	110838	0	110838	3518	-	107320	107320
22	Manufacture of rubber and plastics products	7305	11326612	5022	11321590	853948	17061	10484703	10489725
221	Manufacture of rubber products	545	453361	163	453198	24826	992	429364	429527
2211	Manufacture of rubber tyres and tubes; retreading and rebuilding of rubber tyres	83	18112	0	18112	9179	992	9925	9925
22113	Manufacture of interchangeable tyre treads, tyre flaps, "camelback" strips for retreading tyres etc./ tyre rebuilding and retreading	21	11416	0	11416	6947	-	4469	4469
22119	Others (Manufacture of rubber tyres and tubes, retreading and rebuilding of rubber tyres)	62	6696	0	6696	2232	992	5456	5456
2219	Manufacture of other rubber products	462	435249	163	435086	15647	-	419439	419602

Major Industrial Group		No. of reporting manufacturing units	Census value added (Producer value)	Other Taxes Paid	Census Value added (Basic value)	Non Industrial cost	Receipt from Non- industrial Activities	Contribution to G.D.P (Basic value)	Contribution to G.D.P (Producer value)
PSIC Code	Description								
1	2	3	4	5	6	7	8	9	10
22191	Manufacture of other products of natural or synthetic rubber (see description for detail)	185	74216	31	74185	4359	-	69827	69858
22192	Manufacture of rubber brushes, pipe stems, combs, hair pins etc.	231	300635	37	300598	9753	-	290845	290882
22199	Others (Manufacture of other rubber products)	46	60397	95	60303	1535	-	58768	58863
222	Manufacture of plastics products	6760	10873252	4860	10868392	829122	16069	10055338	10060198
2220	Manufacture of plastics products	6760	10873252	4860	10868392	829122	16069	10055338	10060198
22201	Manufacture of semi-manufactures and finished plastic products/ plastic articles for the packing of goods	1506	2962175	95	2962080	132104	9856	2839832	2839927
22202	Manufacture of builders' plastics ware(see note for detail)	603	594262	0	594262	81237	-	513025	513025
22203	Manufacture of plastic tableware, kitchenware and toilet articles	217	197452	7	197445	10846	-	186599	186606
22204	Manufacture of artificial stone/ plastic signs etc.	214	136362	0	136362	12056	-	124306	124306
22209	Manufacture of other diverse plastic products	4220	6983001	4758	6978243	592879	6213	6391577	6396335
23	Manufacture of other non-metallic mineral products	18511	32046493	7970	32038524	1832984	17962	30223502	30231472
231	Manufacture of glass and glass products	107	44537	18	44519	2423	-	42096	42114
2310	Manufacture of glass and glass products	107	44537	18	44519	2423	-	42096	42114
23109	Others (Manufacture of glass and glass products)	107	44537	18	44519	2423	-	42096	42114
239	Manufacture of non-metallic mineral products n.e.c.	18404	32001957	7952	31994005	1830561	17962	30181406	30189358
2392	Manufacture of clay building materials	6600	8889325	747	8888578	526257	8988	8371309	8372056
23921	Manufacture of non-refractory ceramic hearth or wall tiles, mosaic cubes etc.	1476	603275	35	603240	53450	-	549790	549825
23922	Manufacture of structural non-refractory clay building materials, like ceramic bricks, roofing tiles, pipes, conduits etc./ flooring blocks in baked clay	5124	8286049	711	8285338	472807	8988	7821519	7822231
2393	Manufacture of other porcelain and ceramic products	2001	2270834	556	2270278	23449	154	2246983	2247539
23931	Manufacture of ceramic tableware and other domestic or toilet articles etc.	1132	1995526	556	1994970	18707	70	1976333	1976889
23933	Manufacture of ceramic laboratory, chemical and industrial products etc.	35	2867	0	2867	70	-	2797	2797
23939	Manufacture of other porcelain and ceramic products n.e.c.	834	272441	0	272441	4672	84	267852	267852
2394	Manufacture of cement, lime and plaster	68	125078	0	125078	8363	-	116715	116715
23941	Manufacture of clinkers and hydraulic cements, including Portland, aluminous cement, slag cement and super phosphate cements	32	13824	0	13824	256	-	13568	13568
23942	Manufacture of quicklime, slaked lime and hydraulic lime	36	111254	0	111254	8107	-	103147	103147
2395	Manufacture of articles of concrete, cement and plaster	6643	9921275	548	9920727	381391	-	9539336	9539884
23951	Manufacture of precast concrete, cement or artificial stone articles and plaster articles for use in construction	4362	7114983	235	7114749	262679	-	6852070	6852305

Major Industrial Group		No. of reporting manufacturing units	Census value added (Producer value)	Other Taxes Paid	Census Value added (Basic value)	Non Industrial cost	Receipt from Non-industrial Activities	Contribution to G.D.P (Basic value)	Contribution to G.D.P (Producer value)
PSIC Code	Description								
1	2	3	4	5	6	7	8	9	10
23952	Manufacture of prefabricated structural components for buildings or civil engineering of cement, concrete or artificial stone	281	197967	0	197967	8246	-	189721	189721
23953	Manufacture of articles of asbestos-cement or cellulose fibre-cement or the like (sheets, panels, tiles,, pipes, troughs, basins, sinks, furniture, frames etc.)	1187	1463754	298	1463456	55768	-	1407688	1407986
23959	Manufacture of other articles of concrete, plaster, cement or artificial stone	813	1144571	15	1144556	54698	-	1089857	1089872
2396	Cutting, shaping and finishing of stone	2442	10254687	6101	10248586	813447	8820	9443960	9450060
23961	Cutting, shaping and finishing of stone for use in construction, in cemeteries, on roads, as roofing etc.	2442	10254687	6101	10248586	813447	8820	9443960	9450060
2399	Manufacture of other non-metallic mineral products n.e.c.	650	540758	0	540758	77654	-	463103	463103
23991	Manufacture of millstones, sharpening or polishing stones and natural or artificial abrasive products, including abrasive products on a soft base	342	285750	0	285750	34308	-	251442	251442
23992	Manufacture of friction material and unmounted articles thereof with a base of mineral substances or of cellulose	308	255007	0	255007	43346	-	211661	211661
24	Manufacture of basic metals	6621	3855366	530	3854836	356129	-	3498707	3499237
241	Manufacture of basic iron and steel	309	246399	10	246389	18111	-	228278	228288
2410	Manufacture of basic iron and steel	309	246399	10	246389	18111	-	228278	228288
24105	Production of semi-finished products of steel	88	99598	0	99598	-	-	99598	99598
24106	Manufacture of hot/cold-rolled flat-rolled products of steel/ hot-rolled bars and rods, open sections of steel, steel bars and solid sections of steel by cold drawing, grinding or turning/ wire of steel	103	54925	10	54914	8611	-	46304	46314
24109	Others (Manufacture of basic iron and steel)	118	91876	0	91876	9500	-	82376	82376
242	Manufacture of basic precious and other non-ferrous metals	64	51385	21	51364	11832	-	39532	39553
2420	Manufacture of basic precious and other non-ferrous metals	64	51385	21	51364	11832	-	39532	39553
24201	Production and refining of unwrought or wrought precious metals, precious metal alloys/ semi-products: gold, silver, platinum etc. from ore and scrap	22	27764	0	27764	5280	-	22484	22484
24205	Production of copper alloys/ manufacture of fuse wire or strip/ semi-manufacturing of copper	42	23621	21	23600	6552	-	17048	17069
243	Casting of metals	6248	3557582	499	3557084	326186	-	3230897	3231396
2431	Casting of iron and steel	6225	3511485	499	3510987	323426	-	3187561	3188059
24311	Casting of semi-finished iron products/ casting of iron castings	20	27920	0	27920	480	-	27440	27440

Major Industrial Group		No. of reporting manufacturing units	Census value added (Producer value)	Other Taxes Paid	Census Value added (Basic value)	Non Industrial cost	Receipt from Non- industrial Activities	Contribution to G.D.P (Basic value)	Contribution to G.D.P (Producer value)
PSIC Code	Description								
1	2	3	4	5	6	7	8	9	10
24313	Manufacture of tubes, pipes and hollow profiles and fittings of cast-iron, manufacture of seamless tubes and pipes of steel/ fittings of cast-steel	43	52064	0	52064	2424	-	49640	49640
24319	Others (Casting of iron and steel)	6162	3431501	499	3431003	320522	-	3110481	3110979
2432	Casting of non-ferrous metals	23	46097	0	46097	2760	-	43337	43337
24321	Casting of semi-finished products of aluminium, magnesium, titanium, zinc etc.	23	46097	0	46097	2760	-	43337	43337
25	Manufacture of fabricated metal products, except machinery and equipment	70188	63978047	12970	63965077	3241412	58231	60781896	60794866
251	Manufacture of structural metal products, tanks, reservoirs and steam generators	38663	46020848	7915	46012933	2330121	47702	43730515	43738430
2511	Manufacture of structural metal products	38524	45932241	7915	45924326	2323461	47702	43648568	43656483
25111	Manufacture of metal frameworks or skeletons for construction and parts thereof (towers, bridges etc.)/ Industrial frameworks in metal (frameworks for blast furnaces, lifting and handling equipment etc.)	194	129742	75	129667	15823	-	113844	113919
25112	Manufacture of prefabricated buildings mainly of metal, metal doors, windows and their frames, shutters and gates, room partitions etc.	38266	45293698	7296	45286402	2296949	47702	43037155	43044451
25119	Others (Manufacture of structural metal products)	64	508800	544	508256	10688	-	497568	498112
2512	Manufacture of tanks, reservoirs and containers of metal	139	88607	0	88607	6660	-	81947	81947
25121	Manufacture of reservoirs, tanks and similar containers of metal, of types normally installed as fixtures for storage or manufacturing use	104	87081	0	87081	6450	-	80631	80631
25122	Manufacture of metal containers for compressed or liquefied gas	35	1526	0	1526	210	-	1316	1316
252	Manufacture of weapons and ammunition	85	31496	20	31476	6451	-	25025	25045
2520	Manufacture of weapons and ammunition	85	31496	20	31476	6451	-	25025	25045
25202	Manufacture of small arms (revolvers, shotguns, light machine guns)	85	31496	20	31476	6451	-	25025	25045
259	Manufacture of other fabricated metal products; metalworking service activities	31440	17925703	5035	17920668	904840	10528	17026356	17031391
2591	Forging, pressing, stamping and roll-forming of metal; powder metallurgy	35	27517	0	27517	2842	-	24675	24675
25911	Forging, pressing, stamping and roll-forming of metal	35	27517	0	27517	2842	-	24675	24675
2592	Treatment and coating of metals; machining	1328	898592	35	898557	89107	-	809450	809485
25921	Plating, anodizing etc., heat treatment, deburring, sandblasting, tumbling, cleaning of metals	35	6042	0	6042	1470	-	4572	4572
25922	Colouring and engraving, non-metallic coating, hardening, buffing of metals	78	18342	0	18342	1608	-	16734	16734

Major Industrial Group		No. of reporting manufacturing units	Census value added (Producer value)	Other Taxes Paid	Census Value added (Basic value)	Non Industrial cost	Receipt from Non- industrial Activities	Contribution to G.D.P (Basic value)	Contribution to G.D.P (Producer value)
PSIC Code	Description								
1	2	3	4	5	6	7	8	9	10
25923	Boring, turning, milling, eroding, planning, lapping, broaching, levelling, sawing, grinding, sharpening, polishing, welding, splicing etc. of metalwork pieces	1135	737068	35	737033	82586	-	654448	654482
25924	Cutting of and writing on metals by means of laser beams	80	137139	0	137139	3443	-	133696	133696
2593	Manufacture of cutlery, hand tools and general hardware	18183	5307436	1489	5305947	307708	764	4999003	5000492
25931	Manufacture of cutlery	466	249051	168	248883	10703	-	238180	238348
25932	Manufacture of knives and cutting blades, hand tools, non-power-driven agricultural hand tools, saws and saw blades for machines or for mechanical appliances	15349	3478443	224	3478219	183357	764	3295626	3295850
25933	Manufacture of padlocks, locks, keys, hinges and the like, hardware for buildings, furniture, vehicles etc.	1059	694036	188	693849	58008	-	635841	636029
25934	Manufacture of other tools of such nature n.e.c.	1309	885906	909	884997	55641	-	829357	830266
2599	Manufacture of other fabricated metal products n.e.c.	11894	11692158	3511	11688647	505183	9764	11193228	11196739
25991	Manufacture of cans, drums, buckets, boxes, tins and cans for food products, metal cable, plaited bands and similar articles,	7958	6425201	749	6424452	321406	8828	6111874	6112624
25992	Manufacture of uninsulated metal cable or insulated cable not capable of being used as a conductor of electricity, articles made of wire etc.	157	185144	340	184804	7914	-	176890	177230
25993	Manufacture of screw machine products, nails and pins, bolts, screws, nuts, springs, chains etc.	909	894558	470	894088	36121	-	857967	858437
25994	Manufacture of metal household articles	2701	4094859	1952	4092906	132836	936	3961007	3962959
25995	Manufacture of metal goods for office use, except furniture	36	979	0	979	22	-	958	958
25996	Manufacture of safes, strongboxes, armoured doors etc.	53	80897	0	80897	3378	-	77519	77519
25997	Manufacture of various metal articles	72	8870	0	8870	3139	-	5731	5731
25999	Manufacture of other fabricated metal products n.e.c.	8	1649	0	1649	368	-	1281	1281
26	Manufacture of computer, electronic and optical products	88	35676	0	35676	4592	-	31084	31084
261	Manufacture of electronic components and boards	14	5376	0	5376	-	-	5376	5376
2610	Manufacture of electronic components and boards	14	5376	0	5376	-	-	5376	5376
26101	Manufacture of capacitors, electronic, resistors, electronic, microprocessors, bare printed circuit boards, electron tubes, electronic connectors, integrated circuits	14	5376	0	5376	-	-	5376	5376
264	Manufacture of consumer electronics	11	8404	0	8404	1408	-	6996	6996
2640	Manufacture of consumer electronics	11	8404	0	8404	1408	-	6996	6996
26404	Manufacture of radio receivers, speaker systems, amplifiers for musical instruments and public address systems	11	8404	0	8404	1408	-	6996	6996

Major Industrial Group		No. of reporting manufacturing units	Census value added (Producer value)	Other Taxes Paid	Census Value added (Basic value)	Non Industrial cost	Receipt from Non- industrial Activities	Contribution to G.D.P (Basic value)	Contribution to G.D.P (Producer value)
PSIC Code	Description								
1	2	3	4	5	6	7	8	9	10
265	Manufacture of measuring, testing, navigating and control equipment; watches and clocks	28	18872	0	18872	2386	-	16486	16486
2652	Manufacture of watches and clocks	28	18872	0	18872	2386	-	16486	16486
26521	Manufacture of watches and clocks, watch and clock cases, components for clocks and watches	28	18872	0	18872	2386	-	16486	16486
267	Manufacture of optical instruments and photographic equipment	35	3024	0	3024	798	-	2226	2226
2670	Manufacture of optical instruments and photographic equipment	35	3024	0	3024	798	-	2226	2226
26705	Manufacture of film cameras and digital cameras	35	3024	0	3024	798	-	2226	2226
27	Manufacture of electrical equipment	2553	1998223	1841	1996382	142085	-	1854297	1856138
271	Manufacture of electric motors, generators, transformers and electricity distribution and control apparatus	847	578510	360	578150	52072	-	526078	526438
2710	Manufacture of electric motors, generators, transformers and electricity distribution and control apparatus	847	578510	360	578150	52072	-	526078	526438
27101	Manufacture of distribution electric / arc-welding transformers / substation transformers for electric power distribution	11	13706	0	13706	220	-	13486	13486
27102	Manufacture of transmission and distribution voltage regulators / electric motors / power generators / prime mover generator sets / armatures etc.	54	78051	0	78051	4937	-	73114	73114
27103	Manufacture of power circuit breakers / surge suppressors / control panels for electric power distribution / electrical relays etc.	478	134893	0	134893	12958	-	121935	121935
27104	Manufacture of duct for electrical switchboard apparatus / electric fuses / power switching equipment / electric power switches	162	301768	290	301478	21984	-	279494	279784
27109	Others (Manufacture of electric motors, generators, transformers and electricity distribution and control apparatus)	142	50092	70	50022	11973	-	38049	38119
273	Manufacture of wiring and wiring devices	623	704426	1469	702957	35574	-	667383	668852
2732	Manufacture of other electronic and electric wires and cables	224	594115	1229	592886	22287	-	570599	571828
27320	Manufacture of insulated wire and cable, made of steel, copper, aluminium	224	594115	1229	592886	22287	-	570599	571828
2733	Manufacture of wiring devices	399	110311	240	110071	13287	-	96784	97024
27331	Manufacture of bus bars, electrical conductors, GFCI (ground fault circuit interrupters), lamp holders, coils, switches/ boxes for electrical wiring, electrical outlets and sockets, electrical conduit and fitting etc.	333	100667	220	100448	13167	-	87281	87501
27333	Manufacture of plastic non current-carrying wiring devices including plastic junction boxes, face plates, and similar, plastic pole line fittings etc.	66	9643	20	9623	120	-	9503	9523

Major Industrial Group		No. of reporting manufacturing units	Census value added (Producer value)	Other Taxes Paid	Census Value added (Basic value)	Non Industrial cost	Receipt from Non- industrial Activities	Contribution to G.D.P (Basic value)	Contribution to G.D.P (Producer value)
PSIC Code	Description								
1	2	3	4	5	6	7	8	9	10
274	Manufacture of electric lighting equipment	209	90116	13	90104	24369	-	65735	65747
2740	Manufacture of electric lighting equipment	209	90116	13	90104	24369	-	65735	65747
27401	Manufacture of lamps, fixtures and bulbs, ceiling lighting fixtures, chandeliers, table lamps, flashlights, electric insect lamps, lanterns, spotlights etc.	209	90116	13	90104	24369	-	65735	65747
275	Manufacture of domestic appliances	100	28386	0	28386	6973	-	21413	21413
2750	Manufacture of domestic appliances	100	28386	0	28386	6973	-	21413	21413
27501	Manufacture of domestic electric appliances (see description for detail)	84	17525	0	17525	6013	-	11512	11512
27503	Manufacture of domestic non-electric cooking and heating equipment	16	10861	0	10861	960	-	9901	9901
279	Manufacture of other electrical equipment	774	596786	0	596786	23097	-	573689	573689
2790	Manufacture of other electrical equipment	774	596786	0	596786	23097	-	573689	573689
27901	Manufacture of battery chargers, door opening and closing devices, electrical, bells, tanning beds	54	36624	0	36624	210	-	36414	36414
27902	Manufacture of uninterruptible power supplies (UPS), power supplies	618	457250	0	457250	19972	-	437278	437278
27905	Manufacture of electrical welding and soldering equipment, including hand-held soldering irons	60	63684	0	63684	2160	-	61524	61524
27909	Manufacture of other electrical equipment n.e.c.	42	39228	0	39228	756	-	38472	38472
28	Manufacture of machinery and equipment n.e.c.	5004	3038009	5226	3032783	218660	1922	2816044	2821270
281	Manufacture of general-purpose machinery	1220	605290	4631	600659	44104	-	556555	561186
2811	Manufacture of engines and turbines, except aircraft, vehicle and cycle engines	683	261504	57	261448	16735	-	244713	244769
28112	Manufacture of turbines and parts thereof, boiler-turbine sets, turbine-generator sets etc.	683	261504	57	261448	16735	-	244713	244769
2813	Manufacture of other pumps, compressors, taps and valves	201	184173	285	183889	8101	-	175788	176072
28131	Manufacture of air or vacuum pumps, air or other gas compressors	108	54407	187	54220	4457	-	49763	49950
28134	Manufacture of industrial taps and valves, including regulating valves and intake taps, sanitary taps and valves, heating taps and valves, hand pumps etc.	93	129766	97	129669	3644	-	126025	126122
2814	Manufacture of bearings, gears, gearing and driving elements	28	19264	0	19264	2128	-	17136	17136
28143	Manufacture of gears, gearing and gear boxes and other speed changers, clutches & shaft couplings, flywheels & pulleys, power transmission chain etc.	28	19264	0	19264	2128	-	17136	17136
2815	Manufacture of ovens, furnaces and furnace burners	135	50262	0	50262	10800	-	39462	39462
28151	Manufacture of electrical and other furnaces, ovens, incinerators, burners etc.	30	11580	0	11580	300	-	11280	11280

Major Industrial Group		No. of reporting manufacturing units	Census value added (Producer value)	Other Taxes Paid	Census Value added (Basic value)	Non Industrial cost	Receipt from Non- industrial Activities	Contribution to G.D.P (Basic value)	Contribution to G.D.P (Producer value)
PSIC Code	Description								
1	2	3	4	5	6	7	8	9	10
28152	Manufacture of permanent mount electric heaters, non-electric household heating equipment etc.	105	38682	0	38682	10500	-	28182	28182
2818	Manufacture of power-driven hand tools	46	3466	0	3466	274	-	3192	3192
28180	Manufacture of hand tools, with self-contained electric or non-electric motor or pneumatic drive (see note for detail)	46	3466	0	3466	274	-	3192	3192
2819	Manufacture of other general-purpose machinery	127	86621	4290	82331	6066	-	76264	80554
28191	Manufacture of industrial refrigerating or freezing equipment, air-conditioning machines, non-domestic fans etc.	28	13832	0	13832	2610	-	11222	11222
28193	Manufacture of filtering or purifying machinery and apparatus for liquids, equipment for projecting, dispersing or spraying liquids or powders	60	34456	4200	30256	2937	-	27319	31519
28199	Manufacture of other general-purpose machinery n.e.c.	39	38333	90	38243	520	-	37723	37813
282	Manufacture of special-purpose machinery	3784	2432718	595	2432123	174556	1922	2259489	2260084
2821	Manufacture of agricultural and forestry machinery	1991	1201773	86	1201687	68600	1880	1134966	1135052
28211	Manufacture of tractors used in agriculture and forestry	50	7600	0	7600	2000	-	5600	5600
28214	Manufacture of agricultural machinery for soil preparation, planting or fertilizing	1121	812093	51	812042	38955	480	773568	773619
28215	Manufacture of harvesting or threshing machinery	532	214963	35	214928	23781	1400	192547	192582
28217	Manufacture of spraying machinery for agricultural use	168	5842	0	5842	504	-	5338	5338
28219	Manufacture of diverse agricultural machinery n.e.c.	120	161274	0	161274	3361	-	157914	157914
2822	Manufacture of metal-forming machinery and machine tools	767	254408	0	254408	23144	42	231306	231306
28222	Manufacture of machine tools for turning, drilling, milling, shaping, planning, boring, grinding etc.	147	35441	0	35441	5796	-	29645	29645
28224	Manufacture of punch presses, hydraulic presses, hydraulic brakes, drop hammers, forging machines etc.	35	41356	0	41356	658	-	40698	40698
28227	Manufacture of parts and accessories for the machine tools listed above	585	177611	0	177611	16690	42	160963	160963
2823	Manufacture of machinery for metallurgy	3	3000	0	3000	77	-	2923	2923
28232	Manufacture of metal-rolling mills and rolls for such mills	3	3000	0	3000	77	-	2923	2923
2825	Manufacture of machinery for food, beverage and tobacco processing	81	37126	68	37058	2919	-	34139	34207
28256	Manufacture of machinery for the extraction or preparation of animal or vegetable fats or oils	20	23304	50	23254	880	-	22374	22424
28257	Manufacture of machinery for the preparation of tobacco and for the making of cigarettes or cigars, or for pipe or chewing tobacco or snuff	61	13822	18	13804	2039	-	11765	11783
2826	Manufacture of machinery for textile, apparel and leather production	917	921012	191	920821	79667	-	841155	841346
28262	Manufacture of auxiliary machines or equipment for textile machinery	850	893934	0	893934	78241	-	815693	815693
28264	Manufacture of machinery for fabric processing	18	14090	169	13921	583	-	13338	13507

Major Industrial Group		No. of reporting manufacturing units	Census value added (Producer value)	Other Taxes Paid	Census Value added (Basic value)	Non Industrial cost	Receipt from Non- industrial Activities	Contribution to G.D.P (Basic value)	Contribution to G.D.P (Producer value)
PSIC Code	Description								
1	2	3	4	5	6	7	8	9	10
28266	Manufacture of sewing machines	49	12988	22	12966	842	-	12124	12145
2829	Manufacture of other special-purpose machinery	25	15400	250	15150	150	-	15000	15250
28296	Manufacture of diverse special-purpose machinery and equipment	25	15400	250	15150	150	-	15000	15250
29	Manufacture of motor vehicles, trailers and semi-trailers	6631	5559809	972	5558836	362330	6664	5203170	5204143
291	Manufacture of motor vehicles	134	60099	0	60099	15410	-	44689	44689
2910	Manufacture of motor vehicles	134	60099	0	60099	15410	-	44689	44689
29103	Manufacture of other motor vehicles	134	60099	0	60099	15410	-	44689	44689
292	Manufacture of bodies (coachwork) for motor vehicles; manufacture of trailers and semi-trailers	1260	2413140	160	2412980	82353	748	2331375	2331535
2920	Manufacture of bodies (coachwork) for motor vehicles; manufacture of trailers and semi-trailers	1260	2413140	160	2412980	82353	748	2331375	2331535
29201	Manufacture of bodies, including cabs for motor vehicles and outfitting of all types	653	1421598	24	1421574	40551	-	1381023	1381047
29202	Manufacture of trailers and semi-trailers	221	401981	0	401981	15904	748	386825	386825
29203	Manufacture of containers for carriage by one or more modes of transport	386	589561	136	589425	25898	-	563527	563663
293	Manufacture of parts and accessories for motor vehicles	5147	3030890	812	3030077	259932	5316	2775461	2776274
2930	Manufacture of parts and accessories for motor vehicles	5147	3030890	812	3030077	259932	5316	2775461	2776274
29301	Manufacture of diverse parts and accessories for motor vehicles	1550	773589	374	773215	56156	4800	721859	722234
29302	Manufacture of parts & accessories of bodies for motor vehicles, car seats etc.	3475	2186033	365	2185668	199808	516	1986376	1986741
29303	Manufacture of motor vehicle electrical equipment	122	71268	73	71195	3969	-	67226	67299
299		90	55680	0	55680	4635	600	51645	51645
2991		60	30618	0	30618	4029	-	26589	26589
29913		60	30618	0	30618	4029	-	26589	26589
2992		30	25062	0	25062	606	600	25056	25056
29923		30	25062	0	25062	606	600	25056	25056
30	Manufacture of other transport equipment	2524	2010804	1124	2009679	131948	26240	1903972	1905096
309	Manufacture of transport equipment n.e.c.	2524	2010804	1124	2009679	131948	26240	1903972	1905096
3091	Manufacture of motorcycles	1389	1085499	993	1084506	71198	1144	1014452	1015445
30911	Manufacture of motorcycles, mopeds and cycles fitted with an auxiliary engine, engines for motorcycles, sidecars etc.	273	264182	160	264022	8158	-	255864	256024
30912	Manufacture of parts and accessories for motorcycles	1116	821317	833	820484	63040	1144	758588	759420
3092	Manufacture of bicycles and invalid carriages	237	191350	27	191323	14904	23800	200219	200246

Major Industrial Group		No. of reporting manufacturing units	Census value added (Producer value)	Other Taxes Paid	Census Value added (Basic value)	Non Industrial cost	Receipt from Non- industrial Activities	Contribution to G.D.P (Basic value)	Contribution to G.D.P (Producer value)
PSIC Code	Description								
1	2	3	4	5	6	7	8	9	10
30921	Manufacture of non-motorized bicycles and other cycles, parts and accessories of bicycles etc.	113	81706	27	81679	5306	-	76373	76400
30922	Manufacture of invalid carriages, their parts & accessories, baby carriages etc.	124	109644	0	109644	9598	23800	123846	123846
3099	Manufacture of other transport equipment n.e.c.	898	733954	105	733850	45845	1296	689301	689405
30991	Manufacture of hand-propelled vehicles: luggage trucks, handcarts, sledges, shopping carts etc.	270	300510	35	300475	13441	-	287034	287069
30992	Manufacture of vehicles drawn by animals: sulkies, donkey-carts, hearses etc.	628	433444	70	433375	32404	1296	402267	402337
31	Manufacture of furniture	47710	53006989	4210	53002780	2778096	20475	50245159	50249369
310	Manufacture of furniture	47710	53006989	4210	53002780	2778096	20475	50245159	50249369
3100	Manufacture of furniture	47710	53006989	4210	53002780	2778096	20475	50245159	50249369
31001	Manufacture of chairs and seats, sofas, sofa beds and sofa sets	37845	44600555	3250	44597305	2210163	17144	42404286	42407536
31002	Manufacture of special furniture for shops: counters, display cases, shelves etc., for churches, schools, restaurants	549	451386	44	451342	17248	488	434582	434626
31003	Manufacture of office furniture	159	233068	50	233018	18267	-	214751	214801
31004	Manufacture of kitchen furniture, furniture for bedrooms etc., cabinets	6447	6040210	500	6039710	407002	659	5633367	5633866
31005	Manufacture of laboratory benches, stools and other laboratory seating, laboratory furniture (e.g. cabinets and tables)	682	408912	36	408877	33272	-	375604	375640
31009	Manufacture of other furniture n.e.c.	2028	1272859	331	1272528	92143	2184	1182569	1182899
32	Other manufacturing	50246	65679599	8179	65671420	2189679	64111	63545852	63554031
321	Manufacture of jewellery, bijouterie and related articles	30747	61802329	7966	61794363	1930550	12672	59876486	59884451
3211	Manufacture of jewellery and related articles	29954	61752510	7966	61744544	1927383	12672	59829833	59837798
32111	Production of worked pearls	122	30842	10	30832	3442	-	27391	27401
32112	Production of precious and semi-precious stones / diamonds in the worked state	108	804385	0	804385	2100	-	802285	802285
32113	Manufacture of jewellery, goldsmiths' articles	29518	60506915	7956	60498959	1911303	12672	58600328	58608284
32114	Manufacture of precious metal watch bands, wristbands, watch straps and cigarette cases etc.	206	410367	0	410367	10538	-	399829	399829
3212	Manufacture of imitation jewellery and related articles	793	49819	0	49819	3166	-	46653	46653
32121	Manufacture of costume or imitation jewellery	793	49819	0	49819	3166	-	46653	46653
322	Manufacture of musical instruments	324	145492	0	145492	17821	-	127671	127671
3220	Manufacture of musical instruments	324	145492	0	145492	17821	-	127671	127671

Major Industrial Group		No. of reporting manufacturing units	Census value added (Producer value)	Other Taxes Paid	Census Value added (Basic value)	Non Industrial cost	Receipt from Non- industrial Activities	Contribution to G.D.P (Basic value)	Contribution to G.D.P (Producer value)
PSIC Code	Description								
1	2	3	4	5	6	7	8	9	10
32202	Manufacture of musical instruments, the sound of which is produced electronically, musical boxes, fairground organs, calliopes etc., instrument parts and accessories	62	32256	0	32256	2149	-	30107	30107
32209	Manufacture of other musical instruments n.e.c.	262	113236	0	113236	15672	-	97564	97564
323	Manufacture of sports goods	11835	1108447	0	1108447	38864	8400	1077983	1077983
3230	Manufacture of sports goods	11835	1108447	0	1108447	38864	8400	1077983	1077983
32301	Manufacture of foot balls	11323	796004	0	796004	26592	8400	777813	777813
32302	Manufacture of rackets, bats	125	162750	0	162750	1300	-	161450	161450
32309	Manufacture of other articles and equipment for sports, outdoor and indoor games, of any material n.e.c.	387	149692	0	149692	10972	-	138720	138720
324	Manufacture of games and toys	484	144453	102	144351	22761	-	121590	121692
3240	Manufacture of games and toys	484	144453	102	144351	22761	-	121590	121692
32401	Manufacture of dolls and doll garments, parts and accessories, action figures, toy animals, musical instruments,	241	46115	4	46111	4346	-	41766	41770
32402	Manufacture of playing cards, games, chess etc.,	3	2092	0	2092	229	-	1863	1863
32403	Manufacture of coin-operated games, billiards, special tables for games, etc.	21	10248	0	10248	1134	-	9114	9114
32409	Manufacture of other games and toys n.e.c.	219	85998	98	85900	17053	-	68848	68946
325	Manufacture of medical and dental instruments and supplies	3367	2221843	111	2221732	148011	43039	2116760	2116871
3250	Manufacture of medical and dental instruments and supplies	3367	2221843	111	2221732	148011	43039	2116760	2116871
32501	Manufacture of surgical drapes and sterile string and tissue	1782	1147531	56	1147475	62023	700	1086152	1086208
32502	Manufacture of dental fillings and cements (except denture adhesives), dental wax and other dental plaster preparations	83	58692	0	58692	5398	-	53294	53294
32505	Manufacture of medical, surgical, dental or veterinary furniture	446	191611	0	191611	11603	42339	222346	222346
32506	Manufacture of dental instruments (including dentists' chairs incorporating dental equipment), orthopaedic and prosthetic devices	745	558864	36	558827	46229	-	512598	512634
32507	Manufacture of bone plates and screws, syringes, needles, catheters, cannulae, etc., artificial teeth, bridges, etc., medical thermometers, bone reconstruction cements	26	71032	0	71032	14538	-	56494	56494
32508	Manufacture of ophthalmic goods, eyeglasses, sunglasses, lenses ground to prescription, contact lenses, safety goggles	71	60565	19	60546	3769	-	56776	56795
32509	Manufacture of other medical and dental instruments and supplies n.e.c.	214	133549	0	133549	4450	-	129100	129100
329	Other manufacturing n.e.c.	3489	257035	0	257035	31673	-	225362	225362
3290	Other manufacturing n.e.c.	3481	253214	0	253214	31452	-	221762	221762

Major Industrial Group		No. of reporting manufacturing units	Census value added (Producer value)	Other Taxes Paid	Census Value added (Basic value)	Non Industrial cost	Receipt from Non- industrial Activities	Contribution to G.D.P (Basic value)	Contribution to G.D.P (Producer value)
PSIC Code	Description								
1	2	3	4	5	6	7	8	9	10
32901	Manufacture of protective safety equipment	85	17486	0	17486	821	-	16665	16665
32902	Manufacture of brooms and brushes, including brushes constituting parts of machines, shoe and clothes brushes,	1645	198777	0	198777	29192	-	169586	169586
32903	Manufacture of pens and pencils of all kinds whether or not mechanical, pencil leads, stamps etc.	1701	35193	0	35193	1269	-	33924	33924
32909	Others manufacturing n.e.c.	50	1758	0	1758	170	-	1588	1588
3299		8	3821	0	3821	221	-	3600	3600
32992		8	3821	0	3821	221	-	3600	3600
33	Repair and installation of machinery and equipment	9155	3582155	985	3581170	410107	19380	3190443	3191428
331	Repair of fabricated metal products, machinery and equipment	8963	3517071	894	3516177	408971	19380	3126586	3127480
3311	Repair of fabricated metal products	54	11664	22	11642	3730	-	7913	7934
33119	Repair of other fabricated metal products n.e.c.	54	11664	22	11642	3730	-	7913	7934
3312	Repair of machinery	2305	765330	203	765127	143557	156	621726	621929
33127	Repair and maintenance of miscellaneous machinery	1883	603321	203	603118	107106	156	496168	496371
33128	Repair and maintenance of weighing equipment, vending machines, photocopy machines, calculators, typewriters etc.	131	84231	0	84231	17296	-	66935	66935
33129	Repair of other machinery n.e.c.	291	77778	0	77778	19154	-	58623	58623
3313	Repair of electronic and optical equipment	411	119912	0	119912	5821	-	114091	114091
33131	Repair and maintenance of the measuring, testing, navigating and control equipment of group 265	375	113604	0	113604	5273	-	108331	108331
33132	Repair and maintenance of irradiation, electro-medical and electrotherapeutic equipment of class 2660	36	6307	0	6307	547	-	5760	5760
3314	Repair of electrical equipment	4688	1946261	370	1945891	216759	960	1730092	1730462
33141	Repair and maintenance of power, distribution, and specialty transformers	325	301417	0	301417	45635	-	255782	255782
33142	Repair and maintenance of electric motors, generators etc	3654	1400453	302	1400152	148505	660	1252306	1252608
33143	Repair and maintenance of switchgear and switchboard apparatus, relays and industrial controls, electric lighting equipment, primary and storage batteries etc.	573	217119	68	217051	17383	300	199968	200036
33144	Repair and maintenance of current-carrying wiring devices and non current-carrying wiring devices for wiring electrical circuits etc.	136	27272	0	27272	5235	-	22037	22037
3315	Repair of transport equipment, except motor vehicles	938	612417	301	612117	30190	18264	600191	600491
33151	Repair and routine maintenance of ships	2	240	0	240	40	-	200	200
33153	Repair and maintenance of locomotives and railroad cars (except factory rebuilding or factory conversion)	838	578933	301	578633	27073	18264	569823	570124

Major Industrial Group		No. of reporting manufacturing units	Census value added (Producer value)	Other Taxes Paid	Census Value added (Basic value)	Non Industrial cost	Receipt from Non- industrial Activities	Contribution to G.D.P (Basic value)	Contribution to G.D.P (Producer value)
PSIC Code	Description								
1	2	3	4	5	6	7	8	9	10
33155	Repair of animal drawn buggies and wagons	98	33244	0	33244	3077	-	30167	30167
3319	Repair of other equipment	567	61488	0	61488	8915	-	52573	52573
33193	Restoring of organs and other historical musical instruments	36	5662	0	5662	2292	-	3370	3370
33199	Repair of other equipment n.e.c.	531	55826	0	55826	6622	-	49203	49203
332	Installation of industrial machinery and equipment	192	65084	91	64993	1136	-	63856	63947
3320	Installation of industrial machinery and equipment	192	65084	91	64993	1136	-	63856	63947
33201	Installation of industrial machinery in industrial plant and industrial process control equipment	175	60749	91	60658	266	-	60392	60483
33202	Installation of other industrial equipment like communications equipment, mainframe and similar computers, irradiation and electro-medical equipment etc	17	4335	0	4335	870	-	3465	3465
URBAN		1046935	356480016	92572	356387444	18731802	1030296	338685937	338778510
10	Manufacture of food products	131554	85370772	25389	85345383	3048818	581603	82878168	82903557
101	Processing and preserving of meat	1211	1881101	162	1880939	33319	-	1847620	1847782
1010	Processing and preserving of meat	1211	1881101	162	1880939	33319	-	1847620	1847782
10103	Production of dried, salted or smoked meat	1088	1727801	0	1727801	27893	-	1699908	1699908
10104	Production of meat products	52	86360	0	86360	4242	-	82118	82118
10107	Processing of animal offal	71	66940	162	66778	1184	-	65594	65756
103	Processing and preserving of fruit and vegetables	1132	389185	18	389168	20095	-	369073	369091
1030	Processing and preserving of fruit and vegetables	1132	389185	18	389168	20095	-	369073	369091
10301	Manufacture of food consisting chiefly of fruit or vegetables/ manufacture of perishable prepared foods of fruit and vegetables, such as: Salads, peeled or cut vegetables, tofu (bean curd)	117	47458	18	47441	362	-	47079	47096
10302	Preserving of fruit, nuts or vegetables	443	262463	0	262463	10774	-	251689	251689
10303	Manufacture of fruit or vegetable food products	96	45327	0	45327	1242	-	44085	44085
10304	Manufacture of fruit or vegetable juices/ concentrates	76	16112	0	16112	5016	-	11096	11096
10309	Others (Processing and Preserving of fruit and vegetables)	400	17825	0	17825	2701	-	15124	15124
104	Manufacture of vegetable and animal oils and fats	1452	990093	329	989764	45323	-	944442	944771
1040	Manufacture of vegetable and animal oils and fats	1452	990093	329	989764	45323	-	944442	944771
10401	Manufacture of crude / refined vegetable oils and their processing	405	282460	18	282442	17206	-	265236	265254
10402	Manufacture of non-defatted flour or meal of oilseeds, oil nuts or oil kernels	435	471110	193	470918	17496	-	453422	453614
10405	Production of cotton linters	36	3168	16	3152	216	-	2936	2952
10406	Production of oilcakes and other residual products of oil production	438	148475	81	148394	6704	-	141690	141771
10409	Others (Manufacture of vegetable and animal oils and fats)	138	84880	22	84858	3701	-	81157	81180

Major Industrial Group		No. of reporting manufacturing units	Census value added (Producer value)	Other Taxes Paid	Census Value added (Basic value)	Non Industrial cost	Receipt from Non- industrial Activities	Contribution to G.D.P (Basic value)	Contribution to G.D.P (Producer value)
PSIC Code	Description								
1	2	3	4	5	6	7	8	9	10
105	Manufacture of dairy products	8396	8530892	3956	8526936	309551	429552	8646937	8650894
1050	Manufacture of dairy products	8396	8530892	3956	8526936	309551	429552	8646937	8650894
10501	Manufacture of fresh liquid milk, pasteurized, sterilized, homogenized and/or ultra heat treated/ manufacture of milk-based drinks	362	202178	0	202178	16567	-	185611	185611
10502	Manufacture of cream from fresh liquid milk	549	453154	35	453119	29802	429552	852869	852904
10503	Manufacture of dried or concentrated milk	105	988246	0	988246	1064	-	987182	987182
10504	Manufacture of butter/ cheese etc.	1742	507756	0	507756	8678	-	499078	499078
10505	Manufacture of yoghurt	3868	3025340	58	3025283	210505	-	2814778	2814836
10506	Manufacture of ice cream and other edible ice/ Manufacture of milk or cream in solid form	891	2798062	3864	2794199	30460	-	2763738	2767602
10509	Others (Manufacture of dairy products)	879	556156	0	556156	12475	-	543681	543681
106	Manufacture of grain mill products, starches and starch products	94881	25860116	16740	25843376	1241059	148566	24750883	24767623
1061	Manufacture of grain mill products	94734	25839058	16719	25822339	1238714	148566	24732191	24748909
10611	Grain milling	88423	20032733	15470	20017263	1013769	145262	19148756	19164226
10612	Rice milling	358	150215	350	149865	4607	-	145258	145608
10613	Vegetable milling	108	18306	0	18306	2479	-	15828	15828
10614	Manufacture of cereal breakfast foods	80	18637	0	18637	-	-	18637	18637
10615	Manufacture of flour mixes and prepared blended flour and dough for bread, cakes, biscuits or pancakes	4802	3522891	791	3522100	151807	3304	3373597	3374388
10619	Others (Manufacture of grain mill products).	963	2096275	108	2096167	66052	-	2030114	2030222
1062	Manufacture of starches and starch products	147	21058	22	21037	2344	-	18692	18714
10621	Manufacture of starches from rice, potatoes, maize etc.	20	9840	0	9840	224	-	9616	9616
10625	Manufacture of corn oil	127	11218	22	11197	2120	-	9076	9098
107	Manufacture of other food products	24482	47719385	4184	47715201	1399473	3485	46319213	46323397
1071	Manufacture of bakery products	18442	26152180	3123	26149057	1104158	1493	25046392	25049515
10711	Manufacture of bread and rolls	2752	4092659	142	4092517	160643	1404	3933278	3933420
10712	Manufacture of fresh/ preserved pastry, cakes, pies, tarts etc.	1904	3330125	76	3330049	127089	-	3202960	3203036
10713	Manufacture of rusks, biscuits and other "dry" bakery products/ snack products	3800	6029228	256	6028972	244069	-	5784903	5785159
10719	Others (Manufacture of bakery products)	9986	12700168	2649	12697519	572357	89	12125250	12127900
1072	Manufacture of sugar	2928	2526656	434	2526222	82140	1152	2445234	2445667
10721	Manufacture or refining of sugar and sugar substitutes from the juice of cane, beet, maple and palm etc.	2892	2526656	434	2526222	82140	1152	2445234	2445667
10722	Manufacture of sugar syrups	36	-	0	-	-	-	-	-
1073	Manufacture of cocoa, chocolate and sugar confectionery	264	250370	18	250352	9563	840	241629	241647

Major Industrial Group		No. of reporting manufacturing units	Census value added (Producer value)	Other Taxes Paid	Census Value added (Basic value)	Non Industrial cost	Receipt from Non- industrial Activities	Contribution to G.D.P (Basic value)	Contribution to G.D.P (Producer value)
PSIC Code	Description								
1	2	3	4	5	6	7	8	9	10
10731	Manufacture of cocoa, cocoa butter, cocoa fat, cocoa oil	72	150896	0	150896	1346	-	149550	149550
10732	Manufacture of chocolate & chocolate confectionery, sugar confectionery etc.	105	74571	0	74571	5992	840	69419	69419
10734	Preserving in sugar of fruit, nuts, fruit peels and other parts of plants	87	24902	18	24885	2224	-	22661	22678
1075	Manufacture of prepared meals and dishes	1787	18169625	599	18169026	161492	-	18007534	18008133
10751	Manufacture of meat or poultry dishes	765	1128791	39	1128752	59158	-	1069594	1069633
10752	Manufacture of fish dishes, including fish and chips	174	776139	290	775849	26172	-	749677	749967
10759	Others (Manufacture of prepared meals and dishes)	848	16264695	270	16264425	76162	-	16188263	16188533
1079	Manufacture of other food products n.e.c.	1061	620554	11	620544	42120	-	578424	578434
10795	Manufacture of perishable prepared foods, such as sandwiches, fresh pizza	123	118810	0	118810	7124	-	111686	111686
10796	Manufacture of spices, sauces and condiments	71	24201	11	24190	887	-	23304	23314
10798	Processing of salt into food-grade salt, e.g. iodized salt	97	24677	0	24677	1631	-	23046	23046
10799	Others (Manufacture of food products)	770	452866	0	452866	32479	-	420388	420388
11	Manufacture of beverages	483	607274	62	607212	17846	350	589716	589778
110	Manufacture of beverages	480	604989	62	604927	17722	350	587556	587618
1104	Manufacture of soft drinks; production of mineral waters and other bottled waters	480	604989	62	604927	17722	350	587556	587618
11041	Manufacture of non-alcoholic beverages	70	36216	0	36216	2618	-	33598	33598
11042	Production of natural mineral waters and other bottled waters	51	98020	0	98020	260	-	97760	97760
11043	Manufacture of soft drinks like lemonade, orangeade, cola, fruit drinks, tonic waters etc.	359	470754	62	470692	14844	350	456198	456260
113		3	2285	0	2285	125	-	2160	2160
1139		3	2285	0	2285	125	-	2160	2160
11399		3	2285	0	2285	125	-	2160	2160
12	Manufacture of tobacco products	11456	3737534	2757	3734777	514130	3060	3223707	3226464
120	Manufacture of tobacco products	11456	3737534	2757	3734777	514130	3060	3223707	3226464
1200	Manufacture of tobacco products	11456	3737534	2757	3734777	514130	3060	3223707	3226464
12001	Manufacture of tobacco products and products of tobacco substitutes etc.	11378	3710543	2757	3707787	510906	3060	3199941	3202697
12009	Others (Manufacture of tobacco products)	78	26991	0	26991	3224	-	23767	23767
13	Manufacture of textiles	490215	40723586	16274	40707312	2760648	85335	38032000	38048274
131	Spinning, weaving and finishing of textiles	9923	6919311	14400	6904911	505081	11136	6410966	6425366
1311	Preparation and spinning of textile fibres	2435	3470046	13131	3456915	179616	11136	3288435	3301566
13111	Preparatory operations on textile fibres	218	676092	170	675921	29956	-	645966	646136

Major Industrial Group		No. of reporting manufacturing units	Census value added (Producer value)	Other Taxes Paid	Census Value added (Basic value)	Non Industrial cost	Receipt from Non- industrial Activities	Contribution to G.D.P (Basic value)	Contribution to G.D.P (Producer value)
PSIC Code	Description								
1	2	3	4	5	6	7	8	9	10
13112	Spinning and manufacture of yarn or thread	2217	2793954	12961	2780993	149660	11136	2642469	2655430
1312	Weaving of textiles	4298	2073039	1046	2071993	206414	-	1865579	1866625
13121	Manufacture of broad woven cotton-type, woollen-type, worsted-type or silk-type fabrics	3081	1487012	929	1486083	166148	-	1319935	1320864
13122	Manufacture of other broad woven fabrics, using flax, ramie, hemp, jute, bast fibres and special yarns	76	180016	100	179916	23146	-	156770	156870
13129	Others (Weaving of textiles)	1141	406011	17	405994	17120	-	388874	388891
1313	Finishing of textiles	3190	1376226	222	1376004	119051	-	1256953	1257175
13131	Bleaching and dyeing of textile fibres, yarns, fabrics and textile articles, including wearing apparel	1934	849413	90	849323	78479	-	770844	770934
13132	Dressing, drying, steaming, shrinking, mending, Sanforizing, mercerizing of textiles and textile articles, including wearing apparel	854	475155	0	475155	36134	-	439021	439021
13139	Others (Finishing of textiles)	402	51658	132	51526	4438	-	47088	47220
139	Manufacture of other textiles	480292	33804275	1875	33802401	2255567	74199	31621033	31622908
1391	Manufacture of knitted and crocheted fabrics	670	70301	0	70301	6998	-	63303	63303
13910	Manufacture and processing of knitted or crocheted fabrics etc.	670	70301	0	70301	6998	-	63303	63303
1392	Manufacture of made-up textile articles, except apparel	27429	3441965	236	3441729	243241	4904	3203392	3203628
13921	Manufacture, of made-up articles of any textile material	20272	2393246	78	2393168	149461	4344	2248051	2248129
13922	Manufacture of made-up furnishing articles	6354	751087	158	750929	52570	560	698919	699077
13925		17	9459	0	9459	857	-	8602	8602
13929	Others (Manufacture of made-up textile articles, except apparel)	786	288173	0	288173	40353	-	247820	247820
1393	Manufacture of carpets and rugs	51934	4150640	230	4150410	248004	494	3902900	3903130
13930	Manufacture of textile floor coverings like carpets, rugs and mats, tiles etc.	51934	4150640	230	4150410	248004	494	3902900	3903130
1394	Manufacture of cordage, rope, twine and netting	30676	1320505	66	1320439	99878	-	1220560	1220626
13941	Manufacture of twine, cordage, rope and cables of textile fibres or strip or the like	21633	533698	0	533698	34349	-	499349	499349
13942	Manufacture of knotted netting of twine, cordage or rope including products of rope or netting	9043	786806	66	786740	65529	-	721211	721277
1399	Manufacture of other textiles n.e.c.	369583	24820865	1342	24819523	1657446	68802	23230878	23232220
13991	Manufacture of labels, badges etc.	491	271731	0	271731	9232	-	262499	262499
13992	Manufacture of tulles and other net fabrics, and of lace and embroidery/ ornamental trimmings	355028	23720912	1291	23719621	1607414	67477	22179683	22180974
13999	Others (Manufacture of other textiles)	14064	828222	51	828171	40800	1325	788695	788747
14	Manufacture of wearing apparel	82830	10057461	248	10057213	794256	34506	9297464	9297712

Major Industrial Group		No. of reporting manufacturing units	Census value added (Producer value)	Other Taxes Paid	Census Value added (Basic value)	Non Industrial cost	Receipt from Non- industrial Activities	Contribution to G.D.P (Basic value)	Contribution to G.D.P (Producer value)
PSIC Code	Description								
1	2	3	4	5	6	7	8	9	10
141	Manufacture of wearing apparel, except fur apparel	72740	9022869	224	9022645	734671	34377	8322350	8322574
1410	Manufacture of wearing apparel, except fur apparel	72740	9022869	224	9022645	734671	34377	8322350	8322574
14101	Manufacture of wearing apparel made of leather or composition leather	288	206333	0	206333	22432	-	183901	183901
14102	Manufacture of other outerwear/ work wear	26160	4671178	99	4671079	474362	23008	4219725	4219824
14103	Manufacture of underwear and nightwear	858	47447	0	47447	614	-	46833	46833
14104	Manufacture of babies' garments, tracksuits and others etc.	809	632456	0	632456	50511	180	582125	582125
14105	Manufacture of other clothing accessories such as gloves, belts, shawls, ties, cravats, hairnets etc./ hats and caps	43454	3264661	125	3264536	171208	11189	3104517	3104642
14106	Manufacture of footwear of textile material without applied soles	35	3744	0	3744	-	-	3744	3744
14109	Others (Manufacture of wearing apparel, except fur apparel)	1136	197050	0	197050	15544	-	181506	181506
142	Manufacture of articles of fur	166	124830	0	124830	5530	-	119300	119300
1420	Manufacture of articles of fur	166	124830	0	124830	5530	-	119300	119300
14200	Manufacture of articles made of fur skins	166	124830	0	124830	5530	-	119300	119300
143	Manufacture of knitted and crocheted apparel	9924	909763	24	909739	54055	130	855813	855837
1430	Manufacture of knitted and crocheted apparel	9924	909763	24	909739	54055	130	855813	855837
14301	Manufacture of knitted or crocheted wearing apparel and other made-up articles like pullovers, cardigans, jerseys, waistcoats and similar articles	7726	672590	0	672590	22511	130	650208	650208
14302	Manufacture of hosiery, including socks, tights and pantyhose	1353	94585	0	94585	15684	-	78901	78901
14309	Others (Manufacture of knitting and crocheted apparel)	845	142588	24	142564	15860	-	126704	126728
15	Manufacture of leather and related products	22380	7995080	992	7994088	561815	5177	7437450	7438443
151	Tanning and dressing of leather; manufacture of luggage, handbags, saddlery and harness; dressing and dyeing of fur	1344	1219284	404	1218880	58179	-	1160700	1161104
1511	Tanning and dressing of leather; dressing and dyeing of fur	224	61684	0	61684	4908	-	56776	56776
15111	Tanning, dyeing and dressing of hides and skins	93	30748	0	30748	2240	-	28508	28508
15112	Scraping, shearing, plucking, currying, tanning, bleaching and dyeing of fur skins and hides with the hair on	72	7193	0	7193	994	-	6199	6199
15119	Others (Tanning and dressing of leather, dressing and dyeing of fur)	59	23743	0	23743	1674	-	22069	22069
1512	Manufacture of luggage, handbags and the like, saddlery and harness	1120	1157600	404	1157196	53272	-	1103924	1104328
15121	Manufacture of luggage, handbags and the like, of leather, composition leather or any other material	793	739959	114	739845	34807	-	705037	705151
15122	Manufacture of diverse articles of leather or composition leather	132	303849	290	303559	8137	-	295422	295712
15129	Others (Manufacture of luggage, handbags and the saddlery and harness)	195	113792	0	113792	10328	-	103465	103465
152	Manufacture of footwear	21036	6775797	588	6775208	503636	5177	6276750	6277338
1520	Manufacture of footwear	21036	6775797	588	6775208	503636	5177	6276750	6277338

Major Industrial Group		No. of reporting manufacturing units	Census value added (Producer value)	Other Taxes Paid	Census Value added (Basic value)	Non Industrial cost	Receipt from Non- industrial Activities	Contribution to G.D.P (Basic value)	Contribution to G.D.P (Producer value)
PSIC Code	Description								
1	2	3	4	5	6	7	8	9	10
15201	Manufacture of footwear for all purposes, of any material, by any process	13397	5271528	302	5271226	435426	4449	4840249	4840551
15202	Manufacture of leather parts of footwear etc.	6471	1334227	269	1333958	56388	29	1277599	1277868
15209	Others (Manufacture of footwear)	1168	170041	17	170024	11822	700	158902	158919
16	Manufacture of wood and of products of wood and cork, except furniture, manufacture of articles of straw and plaiting materials	130811	35486853	7780	35479074	1879160	131869	33731782	33739562
161	Sawmilling and planning of wood	15003	14653312	5404	14647908	686319	103382	14064971	14070375
1610	Sawmilling and planning of wood	15003	14653312	5404	14647908	686319	103382	14064971	14070375
16101	Sawing, planning and machining of wood/ slicing, peeling or chipping logs	13872	14052022	5268	14046754	634432	103382	13515704	13520972
16102	Manufacture of wooden railway sleepers	35	6440	14	6426	-	-	6426	6440
16103	Manufacture of unassembled wooden flooring/ wood wool, wood flour, chips, particles	222	62984	18	62967	5160	-	57807	57824
16109	Others (Manufacture of Sawmilling and planning of wood)	874	531866	104	531761	46727	-	485034	485138
162	Manufacture of products of wood, cork, straw and plaiting materials	115808	20833541	2376	20831166	1192841	28487	19666812	19669187
1621	Manufacture of veneer sheets and wood-based panels	5584	1414126	682	1413444	157923	-	1255521	1256203
16212	Manufacture of plywood, veneer panels and similar laminated wood boards and sheets	247	229766	35	229731	35919	-	193812	193847
16213	Manufacture of particle board and fibreboard/ densified wood etc.	64	27827	576	27251	9651	-	17600	18176
16219	Others (Manufacture of veneer sheets and wood-based panels)	5273	1156532	71	1156461	112352	-	1044109	1044180
1622	Manufacture of builders' carpentry and joinery	10572	8057871	169	8057702	341870	3498	7719329	7719498
16221	Manufacture of wooden goods intended to be used in the construction industry	9331	7733359	53	7733306	331517	3330	7405119	7405172
16222	Manufacture of prefabricated buildings, or elements thereof, predominantly of wood/ mobile homes / wood partitions etc.	1241	324511	116	324395	10354	168	314210	314326
1623	Manufacture of wooden containers	5215	1533022	37	1532985	161501	18593	1390077	1390114
16231	Manufacture of packing cases, boxes, crates, drums/ cable-drums etc. of wood	4466	1025026	37	1024989	108970	18593	934612	934648
16232	Manufacture of pallets, box pallets and other load boards of wood/ manufacture of barrels, vats, tubs and other coopers' products of wood	677	503100	0	503100	52531	-	450569	450569
16233	Manufacture of wooden cable-drums	72	4896	0	4896	-	-	4896	4896
1629	Manufacture of other products of wood; manufacture of articles of cork, straw and plaiting materials	94437	9828523	1488	9827035	531547	6397	9301885	9303373
16291	Manufacture of various wood products (see detail in description)	24414	6161975	1378	6160597	335241	6130	5831486	5832864

Major Industrial Group		No. of reporting manufacturing units	Census value added (Producer value)	Other Taxes Paid	Census Value added (Basic value)	Non Industrial cost	Receipt from Non- industrial Activities	Contribution to G.D.P (Basic value)	Contribution to G.D.P (Producer value)
PSIC Code	Description								
1	2	3	4	5	6	7	8	9	10
16292	Natural cork processing, manufacture of agglomerated cork / articles of cork etc.	22129	562122	35	562087	30570	76	531593	531628
16299	Others(Manufacture of other products of wood, manufacture of articles of cork, straw and planting materials)	47894	3104426	75	3104351	165736	191	2938806	2938881
17	Manufacture of paper and paper products	1798	911873	192	911682	91014	-	820668	820859
170	Manufacture of paper and paper products	1798	911873	192	911682	91014	-	820668	820859
1701	Manufacture of pulp, paper and paperboard	215	140463	0	140463	17909	-	122554	122554
17013	Manufacture of paper and paperboard/ further processing of paper and paperboard	135	110779	0	110779	12466	-	98313	98313
17014	Manufacture of newsprint and other printing or writing paper	11	10296	0	10296	3080	-	7216	7216
17019	Others (Manufacture of pulp, paper and paperboard)	69	19388	0	19388	2363	-	17025	17025
1702	Manufacture of corrugated paper and paperboard and of containers of paper and paperboard	1494	731441	192	731250	66981	-	664268	664460
17021	Manufacture of corrugated paper and paperboard and their container etc.	220	116102	15	116087	12211	-	103876	103891
17022	Manufacture of sacks, bags, office box files and similar articles of paper	1265	610014	177	609837	54225	-	555612	555789
17029	Others (Manufacture of corrugated paper and paperboard and containers of paper and paperboard)	9	5326	0	5326	546	-	4780	4780
1709	Manufacture of other articles of paper and paperboard	89	39969	0	39969	6124	-	33845	33845
17092	Manufacture of printing and writing paper, computer printout paper, self-copy paper etc. ready for use	17	4624	0	4624	1002	-	3622	3622
17099	Others (Manufacture of other articles of paper and paperboard)	72	35344	0	35344	5122	-	30223	30223
18	Printing and reproduction of recorded media	6681	4659353	963	4658390	420450	101	4238041	4239004
181	Printing and service activities related to printing	6681	4659353	963	4658390	420450	101	4238041	4239004
1811	Printing	2182	2321915	817	2321098	236819	101	2084380	2085197
18111	Printing of newspapers, magazines and other periodicals	310	573142	0	573142	44609	-	528533	528533
18112	Printing of books and brochures, music and music manuscripts, maps, atlases, posters, advertising catalogues, prospectuses and other printed advertising,	1518	1397003	751	1396252	153024	-	1243228	1243979
18115	Printing directly onto textiles, plastic, glass, metal, wood and ceramics (except silk-screen printing on textiles and wearing apparel)	81	64964	0	64964	6523	-	58441	58441
18119	Other printing n.e.c.	273	286805	66	286739	32663	101	254177	254243
1812	Service activities related to printing	4499	2337438	146	2337292	183631	-	2153661	2153807
18121	Binding of printed sheets	1580	1342546	53	1342494	83249	-	1259245	1259297

Major Industrial Group		No. of reporting manufacturing units	Census value added (Producer value)	Other Taxes Paid	Census Value added (Basic value)	Non Industrial cost	Receipt from Non- industrial Activities	Contribution to G.D.P (Basic value)	Contribution to G.D.P (Producer value)
PSIC Code	Description								
1	2	3	4	5	6	7	8	9	10
18122	Composition, typesetting, phototypesetting, pre-press data input including scanning and optical character recognition, electronic make-up	46	16647	0	16647	2775	-	13873	13873
18123	Plate-making services including image-setting and plate-setting	583	503312	0	503312	54184	-	449128	449128
18124	Preparation of plates and dies	86	56088	44	56045	5039	-	51006	51049
18125	Design of printing products e.g. sketches, layouts, dummies etc.	209	86261	0	86261	7084	-	79177	79177
18126	Other graphic activities such as die-sinking or die-stamping, Braille copying, embossing, varnishing and laminating, collating and insetting, creasing	114	71276	0	71276	4807	-	66469	66469
18129	Other (Service activities related to printing)	1881	261308	50	261258	26492	-	234765	234815
19	Manufacture of coke and refined petroleum products	4105	634982	137	634845	9882	-	624963	625100
191	Manufacture of coke oven products	195	52465	32	52432	4231	-	48201	48234
1910	Manufacture of coke oven products	195	52465	32	52432	4231	-	48201	48234
19101	Operation of coke ovens	16	5290	0	5290	960	-	4330	4330
19102	Production of coke and semi-coke/ production of coke oven gas	35	1484	0	1484	168	-	1316	1316
19104	Production of crude coal and lignite tars	144	45691	32	45659	3103	-	42556	42588
192	Manufacture of refined petroleum products	3910	582517	104	582413	5651	-	576762	576866
1920	Manufacture of refined petroleum products	3910	582517	104	582413	5651	-	576762	576866
19206	Manufacture of hard-coal and lignite fuel briquettes / petroleum briquettes	180	210514	104	210409	-	-	210409	210514
19207	Blending of bio fuels	3730	372004	0	372004	5651	-	366353	366353
20	Manufacture of chemicals and chemical products	946	1161571	58	1161513	85631	-	1075882	1075940
202	Manufacture of other chemical products	674	596700	58	596641	54647	-	541994	542052
2022	Manufacture of paints, varnishes and similar coatings, printing ink and mastics	79	31281	0	31281	1011	-	30270	30270
20221	Manufacture of paints and varnishes, enamels or lacquers	68	17245	0	17245	571	-	16674	16674
20222	Manufacture of prepared pigments and dyes, opacifiers and colours	11	14036	0	14036	440	-	13596	13596
2023	Manufacture of soap and detergents, cleaning and polishing preparations, perfumes and toilet preparations	564	527300	58	527241	50514	-	476728	476786
20232	Manufacture of soap	105	46195	14	46181	7028	-	39153	39167
20234	Manufacture of surface-active preparations (washing powders and detergents, dish-washing preparations, textile softeners)	43	83673	0	83673	9647	-	74026	74026
20235	Manufacture of cleaning and polishing products	416	397431	44	397387	33839	-	363549	363593
2029	Manufacture of other chemical products n.e.c.	31	38119	0	38119	3122	-	34997	34997

Major Industrial Group		No. of reporting manufacturing units	Census value added (Producer value)	Other Taxes Paid	Census Value added (Basic value)	Non Industrial cost	Receipt from Non- industrial Activities	Contribution to G.D.P (Basic value)	Contribution to G.D.P (Producer value)
PSIC Code	Description								
1	2	3	4	5	6	7	8	9	10
20294	Manufacture of photographic plates, films, sensitized paper and other sensitized unexposed materials	15	21300	0	21300	1740	-	19560	19560
20298	Manufacture of matches	16	16819	0	16819	1382	-	15437	15437
203	Manufacture of man-made fibres	272	564872	0	564872	30984	-	533888	533888
2030	Manufacture of man-made fibres	272	564872	0	564872	30984	-	533888	533888
20302	Manufacture of synthetic or artificial staple fibres, not carded, combed or otherwise processed for spinning	67	96668	0	96668	8040	-	88628	88628
20303	Manufacture of synthetic or artificial filament yarn, including high-tenacity yarn	37	814	0	814	-	-	814	814
20309	Others (Manufacture of man-made fibres)	168	467390	0	467390	22944	-	444446	444446
21	Manufacture of basic pharmaceutical products and pharmaceutical preparations	53	110838	0	110838	3518	-	107320	107320
210	Manufacture of pharmaceuticals, medicinal chemical and botanical product	53	110838	0	110838	3518	-	107320	107320
2100	Manufacture of pharmaceuticals, medicinal chemical and botanical products	53	110838	0	110838	3518	-	107320	107320
21003	Manufacture of medicaments including homeopathic preparations	53	110838	0	110838	3518	-	107320	107320
22	Manufacture of rubber and plastics products	6799	10884019	5022	10878997	817409	16069	10077657	10082679
221	Manufacture of rubber products	379	421137	163	420974	20886	-	400089	400251
2211	Manufacture of rubber tyres and tubes; retreading and rebuilding of rubber tyres	21	11416	0	11416	6947	-	4469	4469
22113	Manufacture of interchangeable tyre treads, tyre flaps, "camelback" strips for retreading tyres etc./ tyre rebuilding and retreading	21	11416	0	11416	6947	-	4469	4469
2219	Manufacture of other rubber products	358	409721	163	409559	13939	-	395620	395782
22191	Manufacture of other products of natural or synthetic rubber (see description for detail)	118	69557	31	69526	3539	-	65987	66018
22192	Manufacture of rubber brushes, pipe stems, combs, hair pins etc.	194	279767	37	279730	8865	-	270865	270902
22199	Others (Manufacture of other rubber products)	46	60397	95	60303	1535	-	58768	58863
222	Manufacture of plastics products	6420	10462882	4860	10458023	796523	16069	9677568	9682428
2220	Manufacture of plastics products	6420	10462882	4860	10458023	796523	16069	9677568	9682428
22201	Manufacture of semi-manufactures and finished plastic products/ plastic articles for the packing of goods	1448	2780603	95	2780508	125541	9856	2664823	2664918
22202	Manufacture of builders' plastics ware(see note for detail)	603	594262	0	594262	81237	-	513025	513025
22203	Manufacture of plastic tableware, kitchenware and toilet articles	202	157972	7	157965	9706	-	148259	148266
22204	Manufacture of artificial stone/ plastic signs etc.	214	136362	0	136362	12056	-	124306	124306

Major Industrial Group		No. of reporting manufacturing units	Census value added (Producer value)	Other Taxes Paid	Census Value added (Basic value)	Non Industrial cost	Receipt from Non- industrial Activities	Contribution to G.D.P (Basic value)	Contribution to G.D.P (Producer value)
PSIC Code	Description								
1	2	3	4	5	6	7	8	9	10
22209	Manufacture of other diverse plastic products	3953	6793684	4758	6788926	567983	6213	6227155	6231914
23	Manufacture of other non-metallic mineral products	14565	24464390	7603	24456787	1522704	17962	22952045	22959648
231	Manufacture of glass and glass products	83	40607	0	40607	1314	-	39293	39293
2310	Manufacture of glass and glass products	83	40607	0	40607	1314	-	39293	39293
23109	Others (Manufacture of glass and glass products)	83	40607	0	40607	1314	-	39293	39293
239	Manufacture of non-metallic mineral products n.e.c.	14482	24423783	7603	24416180	1521390	17962	22912752	22920355
2392	Manufacture of clay building materials	5281	6445714	746	6444967	439261	8988	6014694	6015440
23921	Manufacture of non-refractory ceramic hearth or wall tiles, mosaic cubes etc.	1181	556774	35	556739	53310	-	503429	503464
23922	Manufacture of structural non-refractory clay building materials, like ceramic bricks, roofing tiles, pipes, conduits etc./ flooring blocks in baked clay	4100	5888939	711	5888228	385952	8988	5511265	5511976
2393	Manufacture of other porcelain and ceramic products	1711	2093612	500	2093111	16053	154	2077212	2077712
23931	Manufacture of ceramic tableware and other domestic or toilet articles etc.	939	1845911	500	1845411	12220	70	1833261	1833762
23933	Manufacture of ceramic laboratory, chemical and industrial products etc.	35	2867	0	2867	70	-	2797	2797
23939	Manufacture of other porcelain and ceramic products n.e.c.	737	244833	0	244833	3763	84	241154	241154
2394	Manufacture of cement, lime and plaster	68	125078	0	125078	8363	-	116715	116715
23941	Manufacture of clinkers and hydraulic cements, including Portland, aluminous cement, slag cement and super phosphate cements	32	13824	0	13824	256	-	13568	13568
23942	Manufacture of quicklime, slaked lime and hydraulic lime	36	111254	0	111254	8107	-	103147	103147
2395	Manufacture of articles of concrete, cement and plaster	4904	8160953	256	8160698	264862	-	7895836	7896092
23951	Manufacture of precast concrete, cement or artificial stone articles and plaster articles for use in construction	3497	6302846	0	6302846	196315	-	6106531	6106531
23952	Manufacture of prefabricated structural components for buildings or civil engineering of cement, concrete or artificial stone	84	107402	0	107402	1543	-	105859	105859
23953	Manufacture of articles of asbestos-cement or cellulose fibre-cement or the like (sheets, panels, tiles,, pipes, troughs, basins, sinks, furniture, frames etc.)	848	1032438	256	1032183	32984	-	999199	999454
23959	Manufacture of other articles of concrete, plaster, cement or artificial stone	475	718268	0	718268	34020	-	684248	684248
2396	Cutting, shaping and finishing of stone	1923	7087374	6101	7081273	716490	8820	6373603	6379704
23961	Cutting, shaping and finishing of stone for use in construction, in cemeteries, on roads, as roofing etc.	1923	7087374	6101	7081273	716490	8820	6373603	6379704
2399	Manufacture of other non-metallic mineral products n.e.c.	595	511052	0	511052	76360	-	434691	434691

Major Industrial Group		No. of reporting manufacturing units	Census value added (Producer value)	Other Taxes Paid	Census Value added (Basic value)	Non Industrial cost	Receipt from Non- industrial Activities	Contribution to G.D.P (Basic value)	Contribution to G.D.P (Producer value)
PSIC Code	Description								
1	2	3	4	5	6	7	8	9	10
23991	Manufacture of millstones, sharpening or polishing stones and natural or artificial abrasive products, including abrasive products on a soft base	328	275595	0	275595	33804	-	241790	241790
23992	Manufacture of friction material and unmounted articles thereof with a base of mineral substances or of cellulose	267	235457	0	235457	42556	-	192901	192901
24	Manufacture of basic metals	5240	3098571	427	3098145	279614	-	2818530	2818957
241	Manufacture of basic iron and steel	309	246399	10	246389	18111	-	228278	228288
2410	Manufacture of basic iron and steel	309	246399	10	246389	18111	-	228278	228288
24105	Production of semi-finished products of steel	88	99598	0	99598	-	-	99598	99598
24106	Manufacture of hot/cold-rolled flat-rolled products of steel/ hot-rolled bars and rods, open sections of steel, steel bars and solid sections of steel by cold drawing, grinding or turning/ wire of steel	103	54925	10	54914	8611	-	46304	46314
24109	Others (Manufacture of basic iron and steel)	118	91876	0	91876	9500	-	82376	82376
242	Manufacture of basic precious and other non-ferrous metals	64	51385	21	51364	11832	-	39532	39553
2420	Manufacture of basic precious and other non-ferrous metals	64	51385	21	51364	11832	-	39532	39553
24201	Production and refining of unwrought or wrought precious metals, precious metal alloys/ semi-products: gold, silver, platinum etc. from ore and scrap	22	27764	0	27764	5280	-	22484	22484
24205	Production of copper alloys/ manufacture of fuse wire or strip/ semi-manufacturing of copper	42	23621	21	23600	6552	-	17048	17069
243	Casting of metals	4867	2800788	396	2800392	249672	-	2550720	2551116
2431	Casting of iron and steel	4867	2800788	396	2800392	249672	-	2550720	2551116
24313	Manufacture of tubes, pipes and hollow profiles and fittings of cast-iron, manufacture of seamless tubes and pipes of steel/ fittings of cast-steel	43	52064	0	52064	2424	-	49640	49640
24319	Others (Casting of iron and steel)	4824	2748724	396	2748328	247248	-	2501080	2501476
25	Manufacture of fabricated metal products, except machinery and equipment	50804	48177449	8716	48168733	2108709	51948	46111973	46120688
251	Manufacture of structural metal products, tanks, reservoirs and steam generators	26055	34526852	5771	34521081	1472335	44499	33093245	33099017
2511	Manufacture of structural metal products	25958	34454482	5771	34448711	1469749	44499	33023461	33029233
25111	Manufacture of metal frameworks or skeletons for construction and parts thereof (towers, bridges etc.)/ Industrial frameworks in metal (frameworks for blast furnaces, lifting and handling equipment etc.)	194	129742	75	129667	15823	-	113844	113919
25112	Manufacture of prefabricated buildings mainly of metal, metal doors, windows and their frames, shutters and gates, room partitions etc.	25700	33815940	5152	33810788	1443238	44499	32412049	32417201

Major Industrial Group		No. of reporting manufacturing units	Census value added (Producer value)	Other Taxes Paid	Census Value added (Basic value)	Non Industrial cost	Receipt from Non- industrial Activities	Contribution to G.D.P (Basic value)	Contribution to G.D.P (Producer value)
PSIC Code	Description								
1	2	3	4	5	6	7	8	9	10
25119	Others (Manufacture of structural metal products)	64	508800	544	508256	10688	-	497568	498112
2512	Manufacture of tanks, reservoirs and containers of metal	97	72370	0	72370	2586	-	69784	69784
25121	Manufacture of reservoirs, tanks and similar containers of metal, of types normally installed as fixtures for storage or manufacturing use	62	70844	0	70844	2376	-	68468	68468
25122	Manufacture of metal containers for compressed or liquefied gas	35	1526	0	1526	210	-	1316	1316
252	Manufacture of weapons and ammunition	51	20943	0	20943	6293	-	14649	14649
2520	Manufacture of weapons and ammunition	51	20943	0	20943	6293	-	14649	14649
25202	Manufacture of small arms (revolvers, shotguns, light machine guns)	51	20943	0	20943	6293	-	14649	14649
259	Manufacture of other fabricated metal products; metalworking service activities	24698	13629654	2944	13626710	630080	7448	13004078	13007022
2591	Forging, pressing, stamping and roll-forming of metal; powder metallurgy	35	27517	0	27517	2842	-	24675	24675
25911	Forging, pressing, stamping and roll-forming of metal	35	27517	0	27517	2842	-	24675	24675
2592	Treatment and coating of metals; machining	1198	738120	35	738085	59663	-	678422	678457
25921	Plating, anodizing etc., heat treatment, deburring, sandblasting, tumbling, cleaning of metals	35	6042	0	6042	1470	-	4572	4572
25922	Colouring and engraving, non-metallic coating, hardening, buffing of metals	78	18342	0	18342	1608	-	16734	16734
25923	Boring, turning, milling, eroding, planning, lapping, broaching, levelling, sawing, grinding, sharpening, polishing, welding, splicing etc. of metalwork pieces	1005	576596	35	576561	53142	-	523420	523454
25924	Cutting of and writing on metals by means of laser beams	80	137139	0	137139	3443	-	133696	133696
2593	Manufacture of cutlery, hand tools and general hardware	15634	4034394	902	4033492	207004	764	3827252	3828154
25931	Manufacture of cutlery	164	101656	18	101638	4885	-	96753	96771
25932	Manufacture of knives and cutting blades, hand tools, non-power-driven agricultural hand tools, saws and saw blades for machines or for mechanical appliances	13672	2819853	87	2819765	124721	764	2695809	2695896
25933	Manufacture of padlocks, locks, keys, hinges and the like, hardware for buildings, furniture, vehicles etc.	813	481764	63	481702	36222	-	445480	445543
25934	Manufacture of other tools of such nature n.e.c.	985	631121	735	630387	41177	-	589210	589944
2599	Manufacture of other fabricated metal products n.e.c.	7831	8829623	2007	8827616	360571	6684	8473729	8475736
25991	Manufacture of cans, drums, buckets, boxes, tins and cans for food products, metal cable, plaited bands and similar articles,	4748	4842318	558	4841761	210581	5748	4636928	4637486
25992	Manufacture of uninsulated metal cable or insulated cable not capable of being used as a conductor of electricity, articles made of wire etc.	143	183352	340	183012	7914	-	175098	175438

Major Industrial Group		No. of reporting manufacturing units	Census value added (Producer value)	Other Taxes Paid	Census Value added (Basic value)	Non Industrial cost	Receipt from Non-industrial Activities	Contribution to G.D.P (Basic value)	Contribution to G.D.P (Producer value)
PSIC Code	Description								
1	2	3	4	5	6	7	8	9	10
25993	Manufacture of screw machine products, nails and pins, bolts, screws, nuts, springs, chains etc.	798	856978	470	856508	33606	-	822902	823372
25994	Manufacture of metal household articles	1998	2866244	640	2865604	103869	936	2762671	2763311
25995	Manufacture of metal goods for office use, except furniture	36	979	0	979	22	-	958	958
25996	Manufacture of safes, strongboxes, armoured doors etc.	36	70880	0	70880	1440	-	69440	69440
25997	Manufacture of various metal articles	72	8870	0	8870	3139	-	5731	5731
26	Manufacture of computer, electronic and optical products	88	35676	0	35676	4592	-	31084	31084
261	Manufacture of electronic components and boards	14	5376	0	5376	-	-	5376	5376
2610	Manufacture of electronic components and boards	14	5376	0	5376	-	-	5376	5376
26101	Manufacture of capacitors, electronic, resistors, electronic, microprocessors, bare printed circuit boards, electron tubes, electronic connectors, integrated circuits	14	5376	0	5376	-	-	5376	5376
264	Manufacture of consumer electronics	11	8404	0	8404	1408	-	6996	6996
2640	Manufacture of consumer electronics	11	8404	0	8404	1408	-	6996	6996
26404	Manufacture of radio receivers, speaker systems, amplifiers for musical instruments and public address systems	11	8404	0	8404	1408	-	6996	6996
265	Manufacture of measuring, testing, navigating and control equipment; watches and clocks	28	18872	0	18872	2386	-	16486	16486
2652	Manufacture of watches and clocks	28	18872	0	18872	2386	-	16486	16486
26521	Manufacture of watches and clocks, watch and clock cases, components for clocks and watches	28	18872	0	18872	2386	-	16486	16486
267	Manufacture of optical instruments and photographic equipment	35	3024	0	3024	798	-	2226	2226
2670	Manufacture of optical instruments and photographic equipment	35	3024	0	3024	798	-	2226	2226
26705	Manufacture of film cameras and digital cameras	35	3024	0	3024	798	-	2226	2226
27	Manufacture of electrical equipment	2299	1800127	1841	1798286	128331	-	1669955	1671796
271	Manufacture of electric motors, generators, transformers and electricity distribution and control apparatus	765	504278	360	503918	45620	-	458298	458658
2710	Manufacture of electric motors, generators, transformers and electricity distribution and control apparatus	765	504278	360	503918	45620	-	458298	458658
27101	Manufacture of distribution electric / arc-welding transformers / substation transformers for electric power distribution	11	13706	0	13706	220	-	13486	13486
27102	Manufacture of transmission and distribution voltage regulators / electric motors / power generators / prime mover generator sets / armatures etc.	54	78051	0	78051	4937	-	73114	73114

Major Industrial Group		No. of reporting manufacturing units	Census value added (Producer value)	Other Taxes Paid	Census Value added (Basic value)	Non Industrial cost	Receipt from Non-industrial Activities	Contribution to G.D.P (Basic value)	Contribution to G.D.P (Producer value)
PSIC Code	Description								
1	2	3	4	5	6	7	8	9	10
27103	Manufacture of power circuit breakers / surge suppressors / control panels for electric power distribution / electrical relays etc.	432	69085	0	69085	8330	-	60755	60755
27104	Manufacture of duct for electrical switchboard apparatus / electric fuses / power switching equipment / electric power switches	126	293344	290	293054	20160	-	272894	273184
27109	Others (Manufacture of electric motors, generators, transformers and electricity distribution and control apparatus)	142	50092	70	50022	11973	-	38049	38119
273	Manufacture of wiring and wiring devices	623	704426	1469	702957	35574	-	667383	668852
2732	Manufacture of other electronic and electric wires and cables	224	594115	1229	592886	22287	-	570599	571828
27320	Manufacture of insulated wire and cable, made of steel, copper, aluminium	224	594115	1229	592886	22287	-	570599	571828
2733	Manufacture of wiring devices	399	110311	240	110071	13287	-	96784	97024
27331	Manufacture of bus bars, electrical conductors, GFCI (ground fault circuit interrupters), lamp holders, coils, switches/ boxes for electrical wiring, electrical outlets and sockets, electrical conduit and fitting etc.	333	100667	220	100448	13167	-	87281	87501
27333	Manufacture of plastic non current-carrying wiring devices including plastic junction boxes, face plates, and similar, plastic pole line fittings etc.	66	9643	20	9623	120	-	9503	9523
274	Manufacture of electric lighting equipment	177	74980	13	74968	21937	-	53031	53043
2740	Manufacture of electric lighting equipment	177	74980	13	74968	21937	-	53031	53043
27401	Manufacture of lamps, fixtures and bulbs, ceiling lighting fixtures, chandeliers, table lamps, flashlights, electric insect lamps, lanterns, spotlights etc.	177	74980	13	74968	21937	-	53031	53043
275	Manufacture of domestic appliances	76	25203	0	25203	6109	-	19094	19094
2750	Manufacture of domestic appliances	76	25203	0	25203	6109	-	19094	19094
27501	Manufacture of domestic electric appliances (see description for detail)	60	14343	0	14343	5149	-	9194	9194
27503	Manufacture of domestic non-electric cooking and heating equipment	16	10861	0	10861	960	-	9901	9901
279	Manufacture of other electrical equipment	658	491239	0	491239	19091	-	472149	472149
2790	Manufacture of other electrical equipment	658	491239	0	491239	19091	-	472149	472149
27902	Manufacture of uninterruptible power supplies (UPS), power supplies	556	388327	0	388327	16175	-	372153	372153
27905	Manufacture of electrical welding and soldering equipment, including hand-held soldering irons	60	63684	0	63684	2160	-	61524	61524
27909	Manufacture of other electrical equipment n.e.c.	42	39228	0	39228	756	-	38472	38472
28	Manufacture of machinery and equipment n.e.c.	4144	2300727	5038	2295689	167658	1442	2129473	2134511
281	Manufacture of general-purpose machinery	1062	528607	4512	524095	39840	-	484255	488767

Major Industrial Group		No. of reporting manufacturing units	Census value added (Producer value)	Other Taxes Paid	Census Value added (Basic value)	Non Industrial cost	Receipt from Non- industrial Activities	Contribution to G.D.P (Basic value)	Contribution to G.D.P (Producer value)
PSIC Code	Description								
1	2	3	4	5	6	7	8	9	10
2811	Manufacture of engines and turbines, except aircraft, vehicle and cycle engines	638	246752	35	246717	14575	-	232141	232176
28112	Manufacture of turbines and parts thereof, boiler-turbine sets, turbine-generator sets etc.	638	246752	35	246717	14575	-	232141	232176
2813	Manufacture of other pumps, compressors, taps and valves	118	133823	187	133636	6297	-	127339	127526
28131	Manufacture of air or vacuum pumps, air or other gas compressors	108	54407	187	54220	4457	-	49763	49950
28134	Manufacture of industrial taps and valves, including regulating valves and intake taps, sanitary taps and valves, heating taps and valves, hand pumps etc.	10	79416	0	79416	1840	-	77576	77576
2814	Manufacture of bearings, gears, gearing and driving elements	28	19264	0	19264	2128	-	17136	17136
28143	Manufacture of gears, gearing and gear boxes and other speed changers, clutches & shaft couplings, flywheels & pulleys, power transmission chain etc.	28	19264	0	19264	2128	-	17136	17136
2815	Manufacture of ovens, furnaces and furnace burners	105	38682	0	38682	10500	-	28182	28182
28152	Manufacture of permanent mount electric heaters, non-electric household heating equipment etc.	105	38682	0	38682	10500	-	28182	28182
2818	Manufacture of power-driven hand tools	46	3466	0	3466	274	-	3192	3192
28180	Manufacture of hand tools, with self-contained electric or non-electric motor or pneumatic drive (see note for detail)	46	3466	0	3466	274	-	3192	3192
2819	Manufacture of other general-purpose machinery	127	86621	4290	82331	6066	-	76264	80554
28191	Manufacture of industrial refrigerating or freezing equipment, air-conditioning machines, non-domestic fans etc.	28	13832	0	13832	2610	-	11222	11222
28193	Manufacture of filtering or purifying machinery and apparatus for liquids, equipment for projecting, dispersing or spraying liquids or powders	60	34456	4200	30256	2937	-	27319	31519
28199	Manufacture of other general-purpose machinery n.e.c.	39	38333	90	38243	520	-	37723	37813
282	Manufacture of special-purpose machinery	3082	1772120	526	1771594	127818	1442	1645218	1645744
2821	Manufacture of agricultural and forestry machinery	1440	566580	35	566545	26820	1400	541124	541159
28211	Manufacture of tractors used in agriculture and forestry	50	7600	0	7600	2000	-	5600	5600
28214	Manufacture of agricultural machinery for soil preparation, planting or fertilizing	617	212504	0	212504	11018	-	201487	201487
28215	Manufacture of harvesting or threshing machinery	489	188398	35	188363	10279	1400	179484	179519
28217	Manufacture of spraying machinery for agricultural use	168	5842	0	5842	504	-	5338	5338
28219	Manufacture of diverse agricultural machinery n.e.c.	116	152236	0	152236	3020	-	149216	149216
2822	Manufacture of metal-forming machinery and machine tools	677	242824	0	242824	20224	42	222642	222642

Major Industrial Group		No. of reporting manufacturing units	Census value added (Producer value)	Other Taxes Paid	Census Value added (Basic value)	Non Industrial cost	Receipt from Non- industrial Activities	Contribution to G.D.P (Basic value)	Contribution to G.D.P (Producer value)
PSIC Code	Description								
1	2	3	4	5	6	7	8	9	10
28222	Manufacture of machine tools for turning, drilling, milling, shaping, planning, boring, grinding etc.	147	35441	0	35441	5796	-	29645	29645
28224	Manufacture of punch presses, hydraulic presses, hydraulic brakes, drop hammers, forging machines etc.	35	41356	0	41356	658	-	40698	40698
28227	Manufacture of parts and accessories for the machine tools listed above	495	166027	0	166027	13770	42	152299	152299
2823	Manufacture of machinery for metallurgy	3	3000	0	3000	77	-	2923	2923
28232	Manufacture of metal-rolling mills and rolls for such mills	3	3000	0	3000	77	-	2923	2923
2825	Manufacture of machinery for food, beverage and tobacco processing	20	23304	50	23254	880	-	22374	22424
28256	Manufacture of machinery for the extraction or preparation of animal or vegetable fats or oils	20	23304	50	23254	880	-	22374	22424
2826	Manufacture of machinery for textile, apparel and leather production	917	921012	191	920821	79667	-	841155	841346
28262	Manufacture of auxiliary machines or equipment for textile machinery	850	893934	0	893934	78241	-	815693	815693
28264	Manufacture of machinery for fabric processing	18	14090	169	13921	583	-	13338	13507
28266	Manufacture of sewing machines	49	12988	22	12966	842	-	12124	12145
2829	Manufacture of other special-purpose machinery	25	15400	250	15150	150	-	15000	15250
28296	Manufacture of diverse special-purpose machinery and equipment	25	15400	250	15150	150	-	15000	15250
29	Manufacture of motor vehicles, trailers and semi-trailers	4994	4382025	744	4381281	271310	6148	4116119	4116863
291	Manufacture of motor vehicles	134	60099	0	60099	15410	-	44689	44689
2910	Manufacture of motor vehicles	134	60099	0	60099	15410	-	44689	44689
29103	Manufacture of other motor vehicles	134	60099	0	60099	15410	-	44689	44689
292	Manufacture of bodies (coachwork) for motor vehicles; manufacture of trailers and semi-trailers	670	2006512	160	2006352	41984	748	1965117	1965277
2920	Manufacture of bodies (coachwork) for motor vehicles; manufacture of trailers and semi-trailers	670	2006512	160	2006352	41984	748	1965117	1965277
29201	Manufacture of bodies, including cabs for motor vehicles and outfitting of all types	274	1195542	24	1195518	18802	-	1176717	1176741
29202	Manufacture of trailers and semi-trailers	187	374101	0	374101	12014	748	362834	362834
29203	Manufacture of containers for carriage by one or more modes of transport	209	436869	136	436733	11168	-	425566	425702
293	Manufacture of parts and accessories for motor vehicles	4100	2259733	584	2259150	209281	4800	2054669	2055253
2930	Manufacture of parts and accessories for motor vehicles	4100	2259733	584	2259150	209281	4800	2054669	2055253
29301	Manufacture of diverse parts and accessories for motor vehicles	1464	701674	374	701299	52848	4800	653251	653626
29302	Manufacture of parts & accessories of bodies for motor vehicles, car seats etc.	2572	1524140	165	1523975	153412	-	1370563	1370728
29303	Manufacture of motor vehicle electrical equipment	64	33920	45	33875	3021	-	30854	30899

Major Industrial Group		No. of reporting manufacturing units	Census value added (Producer value)	Other Taxes Paid	Census Value added (Basic value)	Non Industrial cost	Receipt from Non- industrial Activities	Contribution to G.D.P (Basic value)	Contribution to G.D.P (Producer value)
PSIC Code	Description								
1	2	3	4	5	6	7	8	9	10
299		90	55680	0	55680	4635	600	51645	51645
2991		60	30618	0	30618	4029	-	26589	26589
29913		60	30618	0	30618	4029	-	26589	26589
2992		30	25062	0	25062	606	600	25056	25056
29923		30	25062	0	25062	606	600	25056	25056
30	Manufacture of other transport equipment	1805	1687862	1111	1686751	96420	24944	1615275	1616386
309	Manufacture of transport equipment n.e.c.	1805	1687862	1111	1686751	96420	24944	1615275	1616386
3091	Manufacture of motorcycles	1147	992084	993	991091	62833	1144	929402	930395
30911	Manufacture of motorcycles, mopeds and cycles fitted with an auxiliary engine, engines for motorcycles, sidecars etc.	273	264182	160	264022	8158	-	255864	256024
30912	Manufacture of parts and accessories for motorcycles	874	727901	833	727069	54675	1144	673538	674371
3092	Manufacture of bicycles and invalid carriages	237	191350	27	191323	14904	23800	200219	200246
30921	Manufacture of non-motorized bicycles and other cycles, parts and accessories of bicycles etc.	113	81706	27	81679	5306	-	76373	76400
30922	Manufacture of invalid carriages, their parts & accessories, baby carriages etc.	124	109644	0	109644	9598	23800	123846	123846
3099	Manufacture of other transport equipment n.e.c.	421	504428	91	504337	18683	-	485654	485745
30991	Manufacture of hand-propelled vehicles: luggage trucks, handcarts, sledges, shopping carts etc.	250	284356	35	284321	11788	-	272533	272568
30992	Manufacture of vehicles drawn by animals: sulkies, donkey-carts, hearses etc.	171	220072	56	220016	6895	-	213121	213177
31	Manufacture of furniture	33901	34850121	2855	34847266	1869670	17243	32994839	32997694
310	Manufacture of furniture	33901	34850121	2855	34847266	1869670	17243	32994839	32997694
3100	Manufacture of furniture	33901	34850121	2855	34847266	1869670	17243	32994839	32997694
31001	Manufacture of chairs and seats, sofas, sofa beds and sofa sets	26518	28098405	2171	28096234	1449991	15059	26661301	26663473
31002	Manufacture of special furniture for shops: counters, display cases, shelves etc., for churches, schools, restaurants	191	91953	35	91918	4510	-	87407	87442
31003	Manufacture of office furniture	127	225328	50	225278	16860	-	208418	208468
31004	Manufacture of kitchen furniture, furniture for bedrooms etc., cabinets	4982	5131066	275	5130791	293527	-	4837264	4837539
31005	Manufacture of laboratory benches, stools and other laboratory seating, laboratory furniture (e.g. cabinets and tables)	439	307446	4	307442	28580	-	278863	278867
31009	Manufacture of other furniture n.e.c.	1644	995922	320	995603	76201	2184	921585	921905
32	Other manufacturing	32253	30805238	3690	30801548	1021036	51579	29832091	29835781
321	Manufacture of jewellery, bijouterie and related articles	13672	27197218	3522	27193696	778623	140	26415213	26418735
3211	Manufacture of jewellery and related articles	12915	27158625	3522	27155103	776337	140	26378906	26382427

Major Industrial Group		No. of reporting manufacturing units	Census value added (Producer value)	Other Taxes Paid	Census Value added (Basic value)	Non Industrial cost	Receipt from Non- industrial Activities	Contribution to G.D.P (Basic value)	Contribution to G.D.P (Producer value)
PSIC Code	Description								
1	2	3	4	5	6	7	8	9	10
32111	Production of worked pearls	60	18120	10	18110	2400	-	15710	15720
32112	Production of precious and semi-precious stones / diamonds in the worked state	105	803719	0	803719	1960	-	801759	801759
32113	Manufacture of jewellery, goldsmiths' articles	12544	25926418	3512	25922907	761439	140	25161608	25165120
32114	Manufacture of precious metal watch bands, wristbands, watch straps and cigarette cases etc.	206	410367	0	410367	10538	-	399829	399829
3212	Manufacture of imitation jewellery and related articles	757	38594	0	38594	2286	-	36307	36307
32121	Manufacture of costume or imitation jewellery	757	38594	0	38594	2286	-	36307	36307
322	Manufacture of musical instruments	297	137932	0	137932	17562	-	120370	120370
3220	Manufacture of musical instruments	297	137932	0	137932	17562	-	120370	120370
32202	Manufacture of musical instruments, the sound of which is produced electronically, musical boxes, fairground organs, calliopes etc., instrument parts and accessories	35	24696	0	24696	1890	-	22806	22806
32209	Manufacture of other musical instruments n.e.c.	262	113236	0	113236	15672	-	97564	97564
323	Manufacture of sports goods	11729	1099252	0	1099252	37540	8400	1070111	1070111
3230	Manufacture of sports goods	11729	1099252	0	1099252	37540	8400	1070111	1070111
32301	Manufacture of foot balls	11217	786810	0	786810	25268	8400	769941	769941
32302	Manufacture of rackets, bats	125	162750	0	162750	1300	-	161450	161450
32309	Manufacture of other articles and equipment for sports, outdoor and indoor games, of any material n.e.c.	387	149692	0	149692	10972	-	138720	138720
324	Manufacture of games and toys	466	135612	102	135510	22297	-	113213	113315
3240	Manufacture of games and toys	466	135612	102	135510	22297	-	113213	113315
32401	Manufacture of dolls and doll garments, parts and accessories, action figures, toy animals, musical instruments,	241	46115	4	46111	4346	-	41766	41770
32402	Manufacture of playing cards, games, chess etc.,	3	2092	0	2092	229	-	1863	1863
32403	Manufacture of coin-operated games, billiards, special tables for games, etc.	21	10248	0	10248	1134	-	9114	9114
32409	Manufacture of other games and toys n.e.c.	201	77156	98	77058	16588	-	60470	60568
325	Manufacture of medical and dental instruments and supplies	2889	2013631	66	2013565	137625	43039	1918979	1919045
3250	Manufacture of medical and dental instruments and supplies	2889	2013631	66	2013565	137625	43039	1918979	1919045
32501	Manufacture of surgical drapes and sterile string and tissue	1758	1137273	56	1137217	60833	700	1077084	1077140
32502	Manufacture of dental fillings and cements (except denture adhesives), dental wax and other dental plaster preparations	83	58692	0	58692	5398	-	53294	53294
32505	Manufacture of medical, surgical, dental or veterinary furniture	206	70697	0	70697	7214	42339	105822	105822

Major Industrial Group		No. of reporting manufacturing units	Census value added (Producer value)	Other Taxes Paid	Census Value added (Basic value)	Non Industrial cost	Receipt from Non- industrial Activities	Contribution to G.D.P (Basic value)	Contribution to G.D.P (Producer value)
PSIC Code	Description								
1	2	3	4	5	6	7	8	9	10
32506	Manufacture of dental instruments (including dentists' chairs incorporating dental equipment), orthopaedic and prosthetic devices	605	529700	11	529690	44432	-	485258	485268
32507	Manufacture of bone plates and screws, syringes, needles, catheters, cannulae, etc., artificial teeth, bridges, etc., medical thermometers, bone reconstruction cements	26	71032	0	71032	14538	-	56494	56494
32508	Manufacture of ophthalmic goods, eyeglasses, sunglasses, lenses ground to prescription, contact lenses, safety goggles	15	18960	0	18960	1512	-	17448	17448
32509	Manufacture of other medical and dental instruments and supplies n.e.c.	196	127276	0	127276	3697	-	123579	123579
329	Other manufacturing n.e.c.	3200	221593	0	221593	27388	-	194205	194205
3290	Other manufacturing n.e.c.	3200	221593	0	221593	27388	-	194205	194205
32901	Manufacture of protective safety equipment	36	-	0	-	-	-	-	-
32902	Manufacture of brooms and brushes, including brushes constituting parts of machines, shoe and clothes brushes,	1413	184642	0	184642	25949	-	158693	158693
32903	Manufacture of pens and pencils of all kinds whether or not mechanical, pencil leads, stamps etc.	1701	35193	0	35193	1269	-	33924	33924
32909	Others manufacturing n.e.c.	50	1758	0	1758	170	-	1588	1588
33	Repair and installation of machinery and equipment	6731	2536632	675	2535958	257183	960	2279734	2280409
331	Repair of fabricated metal products, machinery and equipment	6556	2475883	584	2475300	256917	960	2219342	2219926
3312	Repair of machinery	1210	385729	0	385729	49167	-	336561	336561
33127	Repair and maintenance of miscellaneous machinery	944	278722	0	278722	25011	-	253711	253711
33128	Repair and maintenance of weighing equipment, vending machines, photocopy machines, calculators, typewriters etc.	131	84231	0	84231	17296	-	66935	66935
33129	Repair of other machinery n.e.c.	135	22776	0	22776	6860	-	15915	15915
3313	Repair of electronic and optical equipment	381	115472	0	115472	5041	-	110431	110431
33131	Repair and maintenance of the measuring, testing, navigating and control equipment of group 265	345	109164	0	109164	4493	-	104671	104671
33132	Repair and maintenance of irradiation, electro-medical and electrotherapeutic equipment of class 2660	36	6307	0	6307	547	-	5760	5760
3314	Repair of electrical equipment	3885	1616877	370	1616508	177445	960	1440023	1440393
33141	Repair and maintenance of power, distribution, and specialty transformers	146	212699	0	212699	30106	-	182593	182593
33142	Repair and maintenance of electric motors, generators etc	3100	1177112	302	1176810	127164	660	1050306	1050608

Major Industrial Group		No. of reporting manufacturing units	Census value added (Producer value)	Other Taxes Paid	Census Value added (Basic value)	Non Industrial cost	Receipt from Non-industrial Activities	Contribution to G.D.P (Basic value)	Contribution to G.D.P (Producer value)
PSIC Code	Description								
1	2	3	4	5	6	7	8	9	10
33143	Repair and maintenance of switchgear and switchboard apparatus, relays and industrial controls, electric lighting equipment, primary and storage batteries etc.	573	217119	68	217051	17383	300	199968	200036
33144	Repair and maintenance of current-carrying wiring devices and non current-carrying wiring devices for wiring electrical circuits etc.	66	9948	0	9948	2791	-	7157	7157
3315	Repair of transport equipment, except motor vehicles	549	300681	214	300467	16869	-	283598	283812
33153	Repair and maintenance of locomotives and railroad cars (except factory rebuilding or factory conversion)	478	277045	214	276831	14781	-	262051	262265
33155	Repair of animal drawn buggies and wagons	71	23636	0	23636	2088	-	21548	21548
3319	Repair of other equipment	531	57125	0	57125	8396	-	48728	48728
33193	Restoring of organs and other historical musical instruments	36	5662	0	5662	2292	-	3370	3370
33199	Repair of other equipment n.e.c.	495	51463	0	51463	6104	-	45359	45359
332	Installation of industrial machinery and equipment	175	60749	91	60658	266	-	60392	60483
3320	Installation of industrial machinery and equipment	175	60749	91	60658	266	-	60392	60483
33201	Installation of industrial machinery in industrial plant and industrial process control equipment	175	60749	91	60658	266	-	60392	60483
RURAL		195189	144287450	34474	144252976	6913398	106985	137446563	137481037
10	Manufacture of food products	23048	29802980	10634	29792346	1215635	31164	28607875	28618509
101	Processing and preserving of meat	111	157405	0	157405	3781	-	153624	153624
1010	Processing and preserving of meat	111	157405	0	157405	3781	-	153624	153624
10103	Production of dried, salted or smoked meat	43	31024	0	31024	1237	-	29787	29787
10104	Production of meat products	43	102585	0	102585	2544	-	100041	100041
10109	Others (Processing and Preserving of meat)	25	23796	0	23796	-	-	23796	23796
103	Processing and preserving of fruit and vegetables	168	89329	53	89276	9321	-	79955	80008
1030	Processing and preserving of fruit and vegetables	168	89329	53	89276	9321	-	79955	80008
10301	Manufacture of food consisting chiefly of fruit or vegetables/ manufacture of perishable prepared foods of fruit and vegetables, such as: Salads, peeled or cut vegetables, tofu (bean curd)	35	31290	0	31290	2940	-	28350	28350
10303	Manufacture of fruit or vegetable food products	8	2035	8	2027	416	-	1611	1619
10304	Manufacture of fruit or vegetable juices/ concentrates	70	44402	0	44402	4425	-	39977	39977
10307	Roasting of nuts/ manufacture of nut foods and pastes	55	11602	45	11557	1540	-	10017	10062
104	Manufacture of vegetable and animal oils and fats	1219	1166405	852	1165554	69595	-	1095959	1096810
1040	Manufacture of vegetable and animal oils and fats	1219	1166405	852	1165554	69595	-	1095959	1096810
10401	Manufacture of crude / refined vegetable oils and their processing	416	234730	302	234429	45023	-	189406	189707

Major Industrial Group		No. of reporting manufacturing units	Census value added (Producer value)	Other Taxes Paid	Census Value added (Basic value)	Non Industrial cost	Receipt from Non- industrial Activities	Contribution to G.D.P (Basic value)	Contribution to G.D.P (Producer value)
PSIC Code	Description								
1	2	3	4	5	6	7	8	9	10
10402	Manufacture of non-defatted flour or meal of oilseeds, oil nuts or oil kernels	93	42095	0	42095	3492	-	38603	38603
10404	Manufacture of non-edible animal oils and fats/ extraction of fish and marine mammal oils	30	42622	0	42622	-	-	42622	42622
10405	Production of cotton linters	26	1612	0	1612	-	-	1612	1612
10406	Production of oilcakes and other residual products of oil production	480	549544	358	549186	18817	-	530369	530727
10409	Others (Manufacture of vegetable and animal oils and fats)	174	295803	192	295611	2263	-	293348	293540
105	Manufacture of dairy products	2309	3064753	2339	3062415	118685	8562	2952292	2954631
1050	Manufacture of dairy products	2309	3064753	2339	3062415	118685	8562	2952292	2954631
10501	Manufacture of fresh liquid milk, pasteurized, sterilized, homogenized and/or ultra heat treated/ manufacture of milk-based drinks	18	13707	1	13707	1255	-	12451	12452
10502	Manufacture of cream from fresh liquid milk	75	40788	0	40788	6456	-	34332	34332
10504	Manufacture of butter/ cheese etc.	224	204910	0	204910	980	-	203930	203930
10505	Manufacture of yoghurt	1028	1026363	5	1026358	42881	-	983478	983482
10506	Manufacture of ice cream and other edible ice/ Manufacture of milk or cream in solid form	757	1526578	2193	1524385	60498	8464	1472352	1474545
10509	Others (Manufacture of dairy products)	207	252406	140	252266	6615	98	245749	245889
106	Manufacture of grain mill products, starches and starch products	10171	5474612	2644	5471969	290626	22112	5203455	5206098
1061	Manufacture of grain mill products	10011	5287177	2633	5284544	283734	22112	5022923	5025556
10611	Grain milling	8090	3552676	2573	3550103	195866	22112	3376349	3378922
10612	Rice milling	143	58792	0	58792	2826	-	55966	55966
10613	Vegetable milling	15	11274	0	11274	750	-	10524	10524
10614	Manufacture of cereal breakfast foods	29	4186	0	4186	194	-	3992	3992
10615	Manufacture of flour mixes and prepared blended flour and dough for bread, cakes, biscuits or pancakes	1381	1539567	33	1539535	73534	-	1466001	1466033
10619	Others (Manufacture of grain mill products).	353	120683	28	120655	10564	-	110091	110119
1062	Manufacture of starches and starch products	160	187435	11	187424	6892	-	180532	180543
10621	Manufacture of starches from rice, potatoes, maize etc.	130	182842	0	182842	6377	-	176465	176465
10625	Manufacture of corn oil	30	4593	11	4582	515	-	4067	4078
107	Manufacture of other food products	9070	19850475	4747	19845728	723627	490	19122591	19127337
1071	Manufacture of bakery products	7137	15203315	3963	15199353	575462	490	14624380	14628342
10711	Manufacture of bread and rolls	1040	2745032	74	2744958	70546	-	2674412	2674486
10712	Manufacture of fresh/ preserved pastry, cakes, pies, tarts etc.	632	1362870	1029	1361841	48595	-	1313246	1314274
10713	Manufacture of rusks, biscuits and other "dry" bakery products/ snack products	1921	3652907	2231	3650676	191154	360	3459883	3462113

Major Industrial Group		No. of reporting manufacturing units	Census value added (Producer value)	Other Taxes Paid	Census Value added (Basic value)	Non Industrial cost	Receipt from Non- industrial Activities	Contribution to G.D.P (Basic value)	Contribution to G.D.P (Producer value)
PSIC Code	Description								
1	2	3	4	5	6	7	8	9	10
10719	Others (Manufacture of bakery products)	3544	7442507	629	7441878	265168	130	7176840	7177469
1072	Manufacture of sugar	127	56131	0	56131	4599	-	51533	51533
10721	Manufacture or refining of sugar and sugar substitutes from the juice of cane, beet, maple and palm etc.	115	49459	0	49459	4503	-	44957	44957
10722	Manufacture of sugar syrups	12	6672	0	6672	96	-	6576	6576
1073	Manufacture of cocoa, chocolate and sugar confectionery	162	344399	72	344327	3424	-	340902	340974
10732	Manufacture of chocolate & chocolate confectionery, sugar confectionery etc.	123	112754	0	112754	1846	-	110907	110907
10734	Preserving in sugar of fruit, nuts, fruit peels and other parts of plants	39	231645	72	231573	1578	-	229995	230067
1074	Manufacture of macaroni, noodles, couscous and similar farinaceous products	34	9082	0	9082	857	-	8225	8225
10741	Manufacture of pastas such as macaroni and noodles etc.	34	9082	0	9082	857	-	8225	8225
1075	Manufacture of prepared meals and dishes	778	3528635	652	3527983	96430	-	3431553	3432204
10751	Manufacture of meat or poultry dishes	428	2650067	448	2649619	64208	-	2585410	2585858
10752	Manufacture of fish dishes, including fish and chips	23	99687	0	99687	5612	-	94075	94075
10753	Manufacture of prepared dishes of vegetables	112	261453	192	261261	15232	-	246029	246221
10759	Others (Manufacture of prepared meals and dishes)	215	517428	12	517417	11378	-	506039	506050
1079	Manufacture of other food products n.e.c.	832	708914	61	708853	42855	-	665998	666059
10792	Blending of tea and mate/ manufacture of extracts and preparations based on tea or maté	42	25137	0	25137	1092	-	24045	24045
10795	Manufacture of perishable prepared foods, such as sandwiches, fresh pizza	326	241004	0	241004	17367	-	223637	223637
10796	Manufacture of spices, sauces and condiments	121	79450	0	79450	9444	-	70006	70006
10797	Manufacture of herb infusions (mint, vervain, chamomile etc.)/ manufacture of extracts and juices of meat, fish, crustaceans or molluscs	17	1809	0	1809	-	-	1809	1809
10798	Processing of salt into food-grade salt, e.g. iodized salt	110	107214	29	107185	7107	-	100078	100107
10799	Others (Manufacture of food products)	216	254300	32	254268	7844	-	246424	246455
11	Manufacture of beverages	620	349130	151	348979	19967	1353	330364	330516
110	Manufacture of beverages	620	349130	151	348979	19967	1353	330364	330516
1104	Manufacture of soft drinks; production of mineral waters and other bottled waters	620	349130	151	348979	19967	1353	330364	330516
11041	Manufacture of non-alcoholic beverages	20	6889	12	6877	369	-	6508	6520
11043	Manufacture of soft drinks like lemonade, orangeade, cola, fruit drinks, tonic waters etc.	600	342241	139	342102	19598	1353	323856	323996

Major Industrial Group		No. of reporting manufacturing units	Census value added (Producer value)	Other Taxes Paid	Census Value added (Basic value)	Non Industrial cost	Receipt from Non- industrial Activities	Contribution to G.D.P (Basic value)	Contribution to G.D.P (Producer value)
PSIC Code	Description								
1	2	3	4	5	6	7	8	9	10
12	Manufacture of tobacco products	1081	665722	1012	664710	52214	1365	613862	614874
120	Manufacture of tobacco products	1081	665722	1012	664710	52214	1365	613862	614874
1200	Manufacture of tobacco products	1081	665722	1012	664710	52214	1365	613862	614874
12001	Manufacture of tobacco products and products of tobacco substitutes etc.	1081	665722	1012	664710	52214	1365	613862	614874
13	Manufacture of textiles	68670	9832877	8705	9824172	382995	3364	9444540	9453245
131	Spinning, weaving and finishing of textiles	1818	2630802	807	2629996	52693	450	2577753	2578559
1311	Preparation and spinning of textile fibres	425	261850	0	261850	6932	-	254918	254918
13111	Preparatory operations on textile fibres	70	112490	0	112490	4165	-	108325	108325
13112	Spinning and manufacture of yarn or thread	355	149360	0	149360	2767	-	146593	146593
1312	Weaving of textiles	885	2333846	800	2333046	44380	450	2289117	2289916
13121	Manufacture of broad woven cotton-type, woollen-type, worsted-type or silk-type fabrics	774	2222852	800	2222053	43010	450	2179493	2180293
13129	Others (Weaving of textiles)	111	110994	0	110994	1370	-	109623	109623
1313	Finishing of textiles	508	35107	7	35100	1381	-	33719	33726
13131	Bleaching and dyeing of textile fibres, yarns, fabrics and textile articles, including wearing apparel	400	9110	0	9110	450	-	8660	8660
13132	Dressing, drying, steaming, shrinking, mending, Sanforizing, mercerizing of textiles and textile articles, including wearing apparel	108	25997	7	25990	931	-	25059	25066
139	Manufacture of other textiles	66852	7202075	7898	7194176	330303	2914	6866787	6874686
1391	Manufacture of knitted and crocheted fabrics	401	902223	7065	895158	6725	-	888433	895498
13910	Manufacture and processing of knitted or crocheted fabrics etc.	401	902223	7065	895158	6725	-	888433	895498
1392	Manufacture of made-up textile articles, except apparel	4269	772402	191	772211	27327	-	744884	745075
13921	Manufacture, of made-up articles of any textile material	3253	234681	191	234489	6473	-	228017	228208
13922	Manufacture of made-up furnishing articles	928	177010	0	177010	14098	-	162912	162912
13929	Others (Manufacture of made-up textile articles, except apparel)	88	360711	0	360711	6756	-	353955	353955
1393	Manufacture of carpets and rugs	4245	609389	11	609377	26543	-	582834	582845
13930	Manufacture of textile floor coverings like carpets, rugs and mats, tiles etc.	4245	609389	11	609377	26543	-	582834	582845
1394	Manufacture of cordage, rope, twine and netting	1055	179247	14	179233	7625	-	171609	171622
13941	Manufacture of twine, cordage, rope and cables of textile fibres or strip or the like	445	112784	0	112784	2608	-	110176	110176
13942	Manufacture of knotted netting of twine, cordage or rope including products of rope or netting	610	66463	14	66449	5017	-	61432	61446
1399	Manufacture of other textiles n.e.c.	56882	4738814	617	4738196	262082	2914	4479028	4479645

Major Industrial Group		No. of reporting manufacturing units	Census value added (Producer value)	Other Taxes Paid	Census Value added (Basic value)	Non Industrial cost	Receipt from Non-industrial Activities	Contribution to G.D.P (Basic value)	Contribution to G.D.P (Producer value)
PSIC Code	Description								
1	2	3	4	5	6	7	8	9	10
13991	Manufacture of labels, badges etc.	363	15407	0	15407	851	378	14934	14934
13992	Manufacture of tulles and other net fabrics, and of lace and embroidery/ ornamental trimmings	53692	4467892	617	4467274	238466	2536	4231345	4231962
13999	Others (Manufacture of other textiles)	2827	255515	0	255515	22766	-	232749	232749
14	Manufacture of wearing apparel	14164	4224348	32	4224316	257712	22240	3988844	3988876
141	Manufacture of wearing apparel, except fur apparel	11922	3953728	18	3953710	250381	22240	3725568	3725586
1410	Manufacture of wearing apparel, except fur apparel	11922	3953728	18	3953710	250381	22240	3725568	3725586
14101	Manufacture of wearing apparel made of leather or composition leather	30	17269	0	17269	3052	-	14217	14217
14102	Manufacture of other outerwear/ work wear	6053	3258584	16	3258568	209608	22240	3071200	3071216
14103	Manufacture of underwear and nightwear	61	1198	0	1198	34	-	1164	1164
14104	Manufacture of babies' garments, tracksuits and others etc.	150	144670	0	144670	27223	-	117447	117447
14105	Manufacture of other clothing accessories such as gloves, belts, shawls, ties, cravats, hairnets etc./ hats and caps	5494	509861	0	509861	6805	-	503056	503056
14109	Others (Manufacture of wearing apparel, except fur apparel)	134	22145	2	22142	3658	-	18484	18486
143	Manufacture of knitted and crocheted apparel	2242	270621	14	270607	7331	-	263276	263290
1430	Manufacture of knitted and crocheted apparel	2242	270621	14	270607	7331	-	263276	263290
14301	Manufacture of knitted or crocheted wearing apparel and other made-up articles like pullovers, cardigans, jerseys, waistcoats and similar articles	2143	269096	14	269082	7331	-	261751	261765
14309	Others (Manufacture of knitting and crocheted apparel)	99	1525	0	1525	-	-	1525	1525
15	Manufacture of leather and related products	5479	3989938	229	3989708	206885	15	3782839	3783068
151	Tanning and dressing of leather; manufacture of luggage, handbags, saddlery and harness; dressing and dyeing of fur	204	32006	4	32002	6922	10	25090	25094
1511	Tanning and dressing of leather; dressing and dyeing of fur	58	8053	0	8053	424	-	7629	7629
15112	Scraping, shearing, plucking, currying, tanning, bleaching and dyeing of fur skins and hides with the hair on	35	7280	0	7280	420	-	6860	6860
15119	Others (Tanning and dressing of leather, dressing and dyeing of fur)	23	773	0	773	4	-	769	769
1512	Manufacture of luggage, handbags and the like, saddlery and harness	146	23953	4	23949	6498	10	17461	17465
15121	Manufacture of luggage, handbags and the like, of leather, composition leather or any other material	115	20908	4	20904	5763	10	15151	15155
15129	Others (Manufacture of luggage, handbags and the saddlery and harness)	31	3045	0	3045	735	-	2310	2310
152	Manufacture of footwear	5275	3957932	225	3957707	199963	5	3757749	3757974
1520	Manufacture of footwear	5275	3957932	225	3957707	199963	5	3757749	3757974
15201	Manufacture of footwear for all purposes, of any material, by any process	3452	3509336	219	3509117	170812	-	3338306	3338525

Major Industrial Group		No. of reporting manufacturing units	Census value added (Producer value)	Other Taxes Paid	Census Value added (Basic value)	Non Industrial cost	Receipt from Non- industrial Activities	Contribution to G.D.P (Basic value)	Contribution to G.D.P (Producer value)
PSIC Code	Description								
1	2	3	4	5	6	7	8	9	10
15202	Manufacture of leather parts of footwear etc.	585	276401	6	276395	26625	5	249775	249781
15209	Others (Manufacture of footwear)	1238	172194	0	172194	2526	-	169668	169668
16	Manufacture of wood and of products of wood and cork, except furniture, manufacture of articles of straw and plaiting materials	16751	10808181	1874	10806307	648351	3734	10161690	10163564
161	Sawmilling and planning of wood	2917	3191648	1244	3190404	148440	2434	3044398	3045642
1610	Sawmilling and planning of wood	2917	3191648	1244	3190404	148440	2434	3044398	3045642
16101	Sawing, planning and machining of wood/ slicing, peeling or chipping logs	2844	3151947	1244	3150703	144990	2434	3008147	3009390
16103	Manufacture of unassembled wooden flooring/ wood wool, wood flour, chips, particles	48	28863	0	28863	2611	-	26252	26252
16109	Others (Manufacture of Sawmilling and planning of wood)	25	10838	0	10838	839	-	9999	9999
162	Manufacture of products of wood, cork, straw and plaiting materials	13834	7616532	630	7615902	499911	1300	7117292	7117922
1621	Manufacture of veneer sheets and wood-based panels	522	333086	0	333086	19540	72	313618	313618
16211	Manufacture of veneer sheets	62	66866	0	66866	3731	-	63135	63135
16212	Manufacture of plywood, veneer panels and similar laminated wood boards and sheets	49	20583	0	20583	2088	-	18495	18495
16213	Manufacture of particle board and fibreboard/ densified wood etc.	15	2231	0	2231	18	72	2285	2285
16219	Others (Manufacture of veneer sheets and wood-based panels)	396	243406	0	243406	13703	-	229703	229703
1622	Manufacture of builders' carpentry and joinery	4527	2661794	181	2661613	255041	208	2406780	2406961
16221	Manufacture of wooden goods intended to be used in the construction industry	2793	2195775	163	2195612	132323	208	2063498	2063660
16222	Manufacture of prefabricated buildings, or elements thereof, predominantly of wood/ mobile homes / wood partitions etc.	1734	466019	18	466001	122718	-	343283	343301
1623	Manufacture of wooden containers	922	173952	0	173952	12395	-	161558	161558
16231	Manufacture of packing cases, boxes, crates, drums/ cable-drums etc. of wood	796	119634	0	119634	10027	-	109607	109607
16232	Manufacture of pallets, box pallets and other load boards of wood/ manufacture of barrels, vats, tubs and other coopers' products of wood	126	54318	0	54318	2368	-	51950	51950
1629	Manufacture of other products of wood; manufacture of articles of cork, straw and plaiting materials	7863	4447700	449	4447251	212936	1020	4235335	4235784
16291	Manufacture of various wood products (see detail in description)	3990	3280346	449	3279897	157118	1020	3123798	3124247
16292	Natural cork processing, manufacture of agglomerated cork / articles of cork etc.	1845	41212	0	41212	2055	-	39156	39156
16299	Others(Manufacture of other products of wood, manufacture of articles of cork, straw and planting materials)	2028	1126142	0	1126142	53762	-	1072381	1072381

Major Industrial Group		No. of reporting manufacturing units	Census value added (Producer value)	Other Taxes Paid	Census Value added (Basic value)	Non Industrial cost	Receipt from Non- industrial Activities	Contribution to G.D.P (Basic value)	Contribution to G.D.P (Producer value)
PSIC Code	Description								
1	2	3	4	5	6	7	8	9	10
17	Manufacture of paper and paper products	483	338693	40	338653	12317	-	326337	326377
170	Manufacture of paper and paper products	483	338693	40	338653	12317	-	326337	326377
1702	Manufacture of corrugated paper and paperboard and of containers of paper and paperboard	483	338693	40	338653	12317	-	326337	326377
17021	Manufacture of corrugated paper and paperboard and their container etc.	59	13688	0	13688	-	-	13688	13688
17022	Manufacture of sacks, bags, office box files and similar articles of paper	424	325005	40	324965	12317	-	312649	312689
18	Printing and reproduction of recorded media	1898	1841400	487	1840913	130555	-	1710357	1710845
181	Printing and service activities related to printing	1898	1841400	487	1840913	130555	-	1710357	1710845
1811	Printing	1385	1617063	455	1616608	106852	-	1509756	1510212
18111	Printing of newspapers, magazines and other periodicals	20	24380	0	24380	948	-	23432	23432
18112	Printing of books and brochures, music and music manuscripts, maps, atlases, posters, advertising catalogues, prospectuses and other printed advertising,	1050	1348049	334	1347715	89856	-	1257859	1258193
18114	Printing of diaries, calendars, business forms and other commercial printed matter, personal stationery and other printed matter by letterpress, offset, photogravure, flexographic and other printing presses, duplication machines, computer printers, emboss	70	71205	37	71167	4340	-	66828	66865
18115	Printing directly onto textiles, plastic, glass, metal, wood and ceramics (except silk-screen printing on textiles and wearing apparel)	125	61956	84	61872	2397	-	59475	59559
18119	Other printing n.e.c.	120	111473	0	111473	9310	-	102163	102163
1812	Service activities related to printing	513	224337	32	224305	23704	-	200601	200633
18121	Binding of printed sheets	288	38091	0	38091	4133	-	33958	33958
18122	Composition, typesetting, phototypesetting, pre-press data input including scanning and optical character recognition, electronic make-up	107	123593	14	123579	11039	-	112540	112554
18124	Preparation of plates and dies	60	33077	0	33077	4192	-	28885	28885
18125	Design of printing products e.g. sketches, layouts, dummies etc.	15	4680	18	4662	444	-	4218	4236
18126	Other graphic activities such as die-sinking or die-stamping, Braille copying, embossing, varnishing and laminating, collating and inseting, creasing	19	16448	0	16448	3339	-	13110	13110
18129	Other (Service activities related to printing)	24	8448	0	8448	557	-	7891	7891
20	Manufacture of chemicals and chemical products	82	1339236	0	1339236	9432	-	1329804	1329804
202	Manufacture of other chemical products	45	76500	0	76500	8100	-	68400	68400

Major Industrial Group		No. of reporting manufacturing units	Census value added (Producer value)	Other Taxes Paid	Census Value added (Basic value)	Non Industrial cost	Receipt from Non- industrial Activities	Contribution to G.D.P (Basic value)	Contribution to G.D.P (Producer value)
PSIC Code	Description								
1	2	3	4	5	6	7	8	9	10
2023	Manufacture of soap and detergents, cleaning and polishing preparations, perfumes and toilet preparations	45	76500	0	76500	8100	-	68400	68400
20232	Manufacture of soap	45	76500	0	76500	8100	-	68400	68400
203	Manufacture of man-made fibres	37	1262736	0	1262736	1332	-	1261404	1261404
2030	Manufacture of man-made fibres	37	1262736	0	1262736	1332	-	1261404	1261404
20309	Others (Manufacture of man-made fibres)	37	1262736	0	1262736	1332	-	1261404	1261404
22	Manufacture of rubber and plastics products	506	442593	0	442593	36539	992	407046	407046
221	Manufacture of rubber products	166	32224	0	32224	3940	992	29276	29276
2211	Manufacture of rubber tyres and tubes; retreading and rebuilding of rubber tyres	62	6696	0	6696	2232	992	5456	5456
22119	Others (Manufacture of rubber tyres and tubes, retreading and rebuilding of rubber tyres)	62	6696	0	6696	2232	992	5456	5456
2219	Manufacture of other rubber products	104	25528	0	25528	1708	-	23820	23820
22191	Manufacture of other products of natural or synthetic rubber (see description for detail)	67	4660	0	4660	820	-	3840	3840
22192	Manufacture of rubber brushes, pipe stems, combs, hair pins etc.	37	20868	0	20868	888	-	19980	19980
222	Manufacture of plastics products	340	410369	0	410369	32599	-	377770	377770
2220	Manufacture of plastics products	340	410369	0	410369	32599	-	377770	377770
22201	Manufacture of semi-manufactures and finished plastic products/ plastic articles for the packing of goods	58	181572	0	181572	6563	-	175009	175009
22203	Manufacture of plastic tableware, kitchenware and toilet articles	15	39480	0	39480	1140	-	38340	38340
22209	Manufacture of other diverse plastic products	267	189317	0	189317	24896	-	164421	164421
23	Manufacture of other non-metallic mineral products	3946	7582103	367	7581737	310280	-	7271457	7271824
231	Manufacture of glass and glass products	24	3929	18	3911	1109	-	2802	2820
2310	Manufacture of glass and glass products	24	3929	18	3911	1109	-	2802	2820
23109	Others (Manufacture of glass and glass products)	24	3929	18	3911	1109	-	2802	2820
239	Manufacture of non-metallic mineral products n.e.c.	3922	7578174	349	7577825	309171	-	7268654	7269003
2392	Manufacture of clay building materials	1319	2443611	0	2443611	86995	-	2356615	2356616
23921	Manufacture of non-refractory ceramic hearth or wall tiles, mosaic cubes etc.	295	46501	0	46501	140	-	46361	46361
23922	Manufacture of structural non-refractory clay building materials, like ceramic bricks, roofing tiles, pipes, conduits etc./ flooring blocks in baked clay	1024	2397110	0	2397110	86855	-	2310255	2310255
2393	Manufacture of other porcelain and ceramic products	290	177222	56	177166	7396	-	169771	169827

Major Industrial Group		No. of reporting manufacturing units	Census value added (Producer value)	Other Taxes Paid	Census Value added (Basic value)	Non Industrial cost	Receipt from Non- industrial Activities	Contribution to G.D.P (Basic value)	Contribution to G.D.P (Producer value)
PSIC Code	Description								
1	2	3	4	5	6	7	8	9	10
23931	Manufacture of ceramic tableware and other domestic or toilet articles etc.	193	149615	56	149559	6487	-	143072	143128
23939	Manufacture of other porcelain and ceramic products n.e.c.	97	27608	0	27608	909	-	26699	26699
2395	Manufacture of articles of concrete, cement and plaster	1739	1760321	292	1760029	116529	-	1643500	1643792
23951	Manufacture of precast concrete, cement or artificial stone articles and plaster articles for use in construction	865	812137	235	811903	66364	-	745539	745774
23952	Manufacture of prefabricated structural components for buildings or civil engineering of cement, concrete or artificial stone	197	90565	0	90565	6703	-	83862	83862
23953	Manufacture of articles of asbestos-cement or cellulose fibre-cement or the like (sheets, panels, tiles,, pipes, troughs, basins, sinks, furniture, frames etc.)	339	431316	43	431273	22784	-	408489	408532
23959	Manufacture of other articles of concrete, plaster, cement or artificial stone	338	426303	15	426288	20678	-	405609	405624
2396	Cutting, shaping and finishing of stone	519	3167313	0	3167313	96957	-	3070356	3070356
23961	Cutting, shaping and finishing of stone for use in construction, in cemeteries, on roads, as roofing etc.	519	3167313	0	3167313	96957	-	3070356	3070356
2399	Manufacture of other non-metallic mineral products n.e.c.	55	29706	0	29706	1294	-	28412	28412
23991	Manufacture of millstones, sharpening or polishing stones and natural or artificial abrasive products, including abrasive products on a soft base	14	10156	0	10156	504	-	9652	9652
23992	Manufacture of friction material and unmounted articles thereof with a base of mineral substances or of cellulose	41	19550	0	19550	790	-	18761	18761
24	Manufacture of basic metals	1381	756794	103	756692	76515	-	680177	680280
243	Casting of metals	1381	756794	103	756692	76515	-	680177	680280
2431	Casting of iron and steel	1358	710698	103	710595	73755	-	636840	636943
24311	Casting of semi-finished iron products/ casting of iron castings	20	27920	0	27920	480	-	27440	27440
24319	Others (Casting of iron and steel)	1338	682778	103	682675	73275	-	609400	609503
2432	Casting of non-ferrous metals	23	46097	0	46097	2760	-	43337	43337
24321	Casting of semi-finished products of aluminium, magnesium, titanium, zinc etc.	23	46097	0	46097	2760	-	43337	43337
25	Manufacture of fabricated metal products, except machinery and equipment	19384	15800598	4255	15796343	1132703	6283	14669923	14674178
251	Manufacture of structural metal products, tanks, reservoirs and steam generators	12608	11493996	2144	11491852	857786	3203	10637269	10639413
2511	Manufacture of structural metal products	12566	11477758	2144	11475615	853712	3203	10625106	10627250

Major Industrial Group		No. of reporting manufacturing units	Census value added (Producer value)	Other Taxes Paid	Census Value added (Basic value)	Non Industrial cost	Receipt from Non- industrial Activities	Contribution to G.D.P (Basic value)	Contribution to G.D.P (Producer value)
PSIC Code	Description								
1	2	3	4	5	6	7	8	9	10
25112	Manufacture of prefabricated buildings mainly of metal, metal doors, windows and their frames, shutters and gates, room partitions etc.	12566	11477758	2144	11475615	853712	3203	10625106	10627250
2512	Manufacture of tanks, reservoirs and containers of metal	42	16237	0	16237	4074	-	12163	12163
25121	Manufacture of reservoirs, tanks and similar containers of metal, of types normally installed as fixtures for storage or manufacturing use	42	16237	0	16237	4074	-	12163	12163
252	Manufacture of weapons and ammunition	34	10554	20	10533	158	-	10375	10396
2520	Manufacture of weapons and ammunition	34	10554	20	10533	158	-	10375	10396
25202	Manufacture of small arms (revolvers, shotguns, light machine guns)	34	10554	20	10533	158	-	10375	10396
259	Manufacture of other fabricated metal products; metalworking service activities	6742	4296049	2091	4293958	274760	3080	4022278	4024369
2592	Treatment and coating of metals; machining	130	160472	0	160472	29444	-	131028	131028
25923	Boring, turning, milling, eroding, planning, lapping, broaching, levelling, sawing, grinding, sharpening, polishing, welding, splicing etc. of metalwork pieces	130	160472	0	160472	29444	-	131028	131028
2593	Manufacture of cutlery, hand tools and general hardware	2549	1273042	587	1272456	100704	-	1171751	1172338
25931	Manufacture of cutlery	302	147395	150	147245	5818	-	141427	141577
25932	Manufacture of knives and cutting blades, hand tools, non-power-driven agricultural hand tools, saws and saw blades for machines or for mechanical appliances	1677	658590	137	658453	58637	-	599817	599954
25933	Manufacture of padlocks, locks, keys, hinges and the like, hardware for buildings, furniture, vehicles etc.	246	212272	125	212147	21786	-	190361	190486
25934	Manufacture of other tools of such nature n.e.c.	324	254785	175	254610	14464	-	240147	240321
2599	Manufacture of other fabricated metal products n.e.c.	4063	2862535	1504	2861031	144612	3080	2719499	2721003
25991	Manufacture of cans, drums, buckets, boxes, tins and cans for food products, metal cable, plaited bands and similar articles,	3210	1582883	192	1582691	110825	3080	1474946	1475138
25992	Manufacture of uninsulated metal cable or insulated cable not capable of being used as a conductor of electricity, articles made of wire etc.	14	1792	0	1792	-	-	1792	1792
25993	Manufacture of screw machine products, nails and pins, bolts, screws, nuts, springs, chains etc.	111	37580	0	37580	2515	-	35065	35065
25994	Manufacture of metal household articles	703	1228614	1312	1227302	28966	-	1198336	1199648
25996	Manufacture of safes, strongboxes, armoured doors etc.	17	10016	0	10016	1938	-	8078	8078
25999	Manufacture of other fabricated metal products n.e.c.	8	1649	0	1649	368	-	1281	1281
27	Manufacture of electrical equipment	254	198096	0	198096	13754	-	184342	184342
271	Manufacture of electric motors, generators, transformers and electricity distribution and control apparatus	82	74232	0	74232	6452	-	67780	67780

Major Industrial Group		No. of reporting manufacturing units	Census value added (Producer value)	Other Taxes Paid	Census Value added (Basic value)	Non Industrial cost	Receipt from Non- industrial Activities	Contribution to G.D.P (Basic value)	Contribution to G.D.P (Producer value)
PSIC Code	Description								
1	2	3	4	5	6	7	8	9	10
2710	Manufacture of electric motors, generators, transformers and electricity distribution and control apparatus	82	74232	0	74232	6452	-	67780	67780
27103	Manufacture of power circuit breakers / surge suppressors / control panels for electric power distribution / electrical relays etc.	46	65808	0	65808	4628	-	61180	61180
27104	Manufacture of duct for electrical switchboard apparatus / electric fuses / power switching equipment / electric power switches	36	8424	0	8424	1824	-	6600	6600
274	Manufacture of electric lighting equipment	32	15136	0	15136	2432	-	12704	12704
2740	Manufacture of electric lighting equipment	32	15136	0	15136	2432	-	12704	12704
27401	Manufacture of lamps, fixtures and bulbs, ceiling lighting fixtures, chandeliers, table lamps, flashlights, electric insect lamps, lanterns, spotlights etc.	32	15136	0	15136	2432	-	12704	12704
275	Manufacture of domestic appliances	24	3182	0	3182	864	-	2318	2318
2750	Manufacture of domestic appliances	24	3182	0	3182	864	-	2318	2318
27501	Manufacture of domestic electric appliances (see description for detail)	24	3182	0	3182	864	-	2318	2318
279	Manufacture of other electrical equipment	116	105546	0	105546	4006	-	101540	101540
2790	Manufacture of other electrical equipment	116	105546	0	105546	4006	-	101540	101540
27901	Manufacture of battery chargers, door opening and closing devices, electrical, bells, tanning beds	54	36624	0	36624	210	-	36414	36414
27902	Manufacture of uninterruptible power supplies (UPS), power supplies	62	68922	0	68922	3797	-	65126	65126
28	Manufacture of machinery and equipment n.e.c.	860	737282	188	737094	51003	480	686571	686759
281	Manufacture of general-purpose machinery	158	76683	119	76564	4264	-	72300	72419
2811	Manufacture of engines and turbines, except aircraft, vehicle and cycle engines	45	14753	22	14731	2160	-	12571	12593
28112	Manufacture of turbines and parts thereof, boiler-turbine sets, turbine-generator sets etc.	45	14753	22	14731	2160	-	12571	12593
2813	Manufacture of other pumps, compressors, taps and valves	83	50350	97	50253	1804	-	48449	48546
28134	Manufacture of industrial taps and valves, including regulating valves and intake taps, sanitary taps and valves, heating taps and valves, hand pumps etc.	83	50350	97	50253	1804	-	48449	48546
2815	Manufacture of ovens, furnaces and furnace burners	30	11580	0	11580	300	-	11280	11280
28151	Manufacture of electrical and other furnaces, ovens, incinerators, burners etc.	30	11580	0	11580	300	-	11280	11280
282	Manufacture of special-purpose machinery	702	660598	69	660529	46739	480	614271	614340
2821	Manufacture of agricultural and forestry machinery	551	635193	51	635142	41780	480	593842	593893

Major Industrial Group		No. of reporting manufacturing units	Census value added (Producer value)	Other Taxes Paid	Census Value added (Basic value)	Non Industrial cost	Receipt from Non- industrial Activities	Contribution to G.D.P (Basic value)	Contribution to G.D.P (Producer value)
PSIC Code	Description								
1	2	3	4	5	6	7	8	9	10
28214	Manufacture of agricultural machinery for soil preparation, planting or fertilizing	504	599589	51	599538	27937	480	572081	572132
28215	Manufacture of harvesting or threshing machinery	43	26565	0	26565	13502	-	13063	13063
28219	Manufacture of diverse agricultural machinery n.e.c.	4	9038	0	9038	341	-	8698	8698
2822	Manufacture of metal-forming machinery and machine tools	90	11584	0	11584	2920	-	8664	8664
28227	Manufacture of parts and accessories for the machine tools listed above	90	11584	0	11584	2920	-	8664	8664
2825	Manufacture of machinery for food, beverage and tobacco processing	61	13822	18	13804	2039	-	11765	11783
28257	Manufacture of machinery for the preparation of tobacco and for the making of cigarettes or cigars, or for pipe or chewing tobacco or snuff	61	13822	18	13804	2039	-	11765	11783
29	Manufacture of motor vehicles, trailers and semi-trailers	1637	1177784	229	1177555	91020	516	1087051	1087279
292	Manufacture of bodies (coachwork) for motor vehicles; manufacture of trailers and semi-trailers	590	406627	0	406627	40369	-	366258	366258
2920	Manufacture of bodies (coachwork) for motor vehicles; manufacture of trailers and semi-trailers	590	406627	0	406627	40369	-	366258	366258
29201	Manufacture of bodies, including cabs for motor vehicles and outfitting of all types	379	226055	0	226055	21749	-	204306	204306
29202	Manufacture of trailers and semi-trailers	34	27880	0	27880	3890	-	23990	23990
29203	Manufacture of containers for carriage by one or more modes of transport	177	152692	0	152692	14730	-	137962	137962
293	Manufacture of parts and accessories for motor vehicles	1047	771156	229	770928	50651	516	720792	721021
2930	Manufacture of parts and accessories for motor vehicles	1047	771156	229	770928	50651	516	720792	721021
29301	Manufacture of diverse parts and accessories for motor vehicles	86	71916	0	71916	3308	-	68608	68608
29302	Manufacture of parts & accessories of bodies for motor vehicles, car seats etc.	903	661893	201	661692	46396	516	615812	616013
29303	Manufacture of motor vehicle electrical equipment	58	37348	28	37320	948	-	36372	36400
30	Manufacture of other transport equipment	719	322942	14	322928	35528	1296	288696	288710
309	Manufacture of transport equipment n.e.c.	719	322942	14	322928	35528	1296	288696	288710
3091	Manufacture of motorcycles	242	93415	0	93415	8366	-	85050	85050
30912	Manufacture of parts and accessories for motorcycles	242	93415	0	93415	8366	-	85050	85050
3099	Manufacture of other transport equipment n.e.c.	477	229526	14	229513	27162	1296	203647	203660
30991	Manufacture of hand-propelled vehicles: luggage trucks, handcarts, sledges, shopping carts etc.	20	16154	0	16154	1653	-	14501	14501
30992	Manufacture of vehicles drawn by animals: sulkies, donkey-carts, hearses etc.	457	213372	14	213359	25509	1296	189146	189160
31	Manufacture of furniture	13809	18156869	1355	18155513	908426	3232	17250319	17251675

Major Industrial Group		No. of reporting manufacturing units	Census value added (Producer value)	Other Taxes Paid	Census Value added (Basic value)	Non Industrial cost	Receipt from Non- industrial Activities	Contribution to G.D.P (Basic value)	Contribution to G.D.P (Producer value)
PSIC Code	Description								
1	2	3	4	5	6	7	8	9	10
310	Manufacture of furniture	13809	18156869	1355	18155513	908426	3232	17250319	17251675
3100	Manufacture of furniture	13809	18156869	1355	18155513	908426	3232	17250319	17251675
31001	Manufacture of chairs and seats, sofas, sofa beds and sofa sets	11327	16502149	1079	16501071	760171	2085	15742984	15744063
31002	Manufacture of special furniture for shops: counters, display cases, shelves etc., for churches, schools, restaurants	358	359433	9	359424	12737	488	347175	347184
31003	Manufacture of office furniture	32	7740	0	7740	1407	-	6333	6333
31004	Manufacture of kitchen furniture, furniture for bedrooms etc., cabinets	1465	909144	225	908919	113475	659	796102	796328
31005	Manufacture of laboratory benches, stools and other laboratory seating, laboratory furniture (e.g. cabinets and tables)	243	101466	32	101434	4693	-	96741	96773
31009	Manufacture of other furniture n.e.c.	384	276936	11	276925	15942	-	260983	260994
32	Other manufacturing	17993	34874361	4489	34869872	1168643	12532	33713761	33718250
321	Manufacture of jewellery, bijouterie and related articles	17075	34605111	4444	34600667	1151926	12532	33461273	33465717
3211	Manufacture of jewellery and related articles	17039	34593885	4444	34589441	1151046	12532	33450927	33455371
32111	Production of worked pearls	62	12722	0	12722	1042	-	11681	11681
32112	Production of precious and semi-precious stones / diamonds in the worked state	3	666	0	666	140	-	526	526
32113	Manufacture of jewellery, goldsmiths' articles	16974	34580497	4444	34576053	1149864	12532	33438721	33443165
3212	Manufacture of imitation jewellery and related articles	36	11226	0	11226	880	-	10346	10346
32121	Manufacture of costume or imitation jewellery	36	11226	0	11226	880	-	10346	10346
322	Manufacture of musical instruments	27	7560	0	7560	259	-	7301	7301
3220	Manufacture of musical instruments	27	7560	0	7560	259	-	7301	7301
32202	Manufacture of musical instruments, the sound of which is produced electronically, musical boxes, fairground organs, calliopes etc., instrument parts and accessories	27	7560	0	7560	259	-	7301	7301
323	Manufacture of sports goods	106	9195	0	9195	1323	-	7872	7872
3230	Manufacture of sports goods	106	9195	0	9195	1323	-	7872	7872
32301	Manufacture of foot balls	106	9195	0	9195	1323	-	7872	7872
324	Manufacture of games and toys	18	8842	0	8842	464	-	8377	8377
3240	Manufacture of games and toys	18	8842	0	8842	464	-	8377	8377
32409	Manufacture of other games and toys n.e.c.	18	8842	0	8842	464	-	8377	8377
325	Manufacture of medical and dental instruments and supplies	478	208212	45	208167	10386	-	197781	197826
3250	Manufacture of medical and dental instruments and supplies	478	208212	45	208167	10386	-	197781	197826
32501	Manufacture of surgical drapes and sterile string and tissue	24	10257	0	10257	1190	-	9068	9068
32505	Manufacture of medical, surgical, dental or veterinary furniture	240	120914	0	120914	4389	-	116524	116524

Major Industrial Group		No. of reporting manufacturing units	Census value added (Producer value)	Other Taxes Paid	Census Value added (Basic value)	Non Industrial cost	Receipt from Non-industrial Activities	Contribution to G.D.P (Basic value)	Contribution to G.D.P (Producer value)
PSIC Code	Description								
1	2	3	4	5	6	7	8	9	10
32506	Manufacture of dental instruments (including dentists' chairs incorporating dental equipment), orthopaedic and prosthetic devices	140	29163	26	29137	1797	-	27340	27366
32508	Manufacture of ophthalmic goods, eyeglasses, sunglasses, lenses ground to prescription, contact lenses, safety goggles	56	41605	19	41586	2257	-	39329	39348
32509	Manufacture of other medical and dental instruments and supplies n.e.c.	18	6273	0	6273	752	-	5520	5520
329	Other manufacturing n.e.c.	289	35442	0	35442	4284	-	31158	31158
3290	Other manufacturing n.e.c.	281	31621	0	31621	4063	-	27558	27558
32901	Manufacture of protective safety equipment	49	17486	0	17486	821	-	16665	16665
32902	Manufacture of brooms and brushes, including brushes constituting parts of machines, shoe and clothes brushes,	232	14135	0	14135	3242	-	10892	10892
3299		8	3821	0	3821	221	-	3600	3600
32992		8	3821	0	3821	221	-	3600	3600
33	Repair and installation of machinery and equipment	2424	1045523	311	1045212	152924	18420	910708	911019
331	Repair of fabricated metal products, machinery and equipment	2407	1041188	311	1040877	152053	18420	907244	907555
3311	Repair of fabricated metal products	54	11664	22	11642	3730	-	7913	7934
33119	Repair of other fabricated metal products n.e.c.	54	11664	22	11642	3730	-	7913	7934
3312	Repair of machinery	1095	379601	203	379399	94390	156	285165	285368
33127	Repair and maintenance of miscellaneous machinery	939	324599	203	324397	82096	156	242457	242660
33129	Repair of other machinery n.e.c.	156	55002	0	55002	12294	-	42708	42708
3313	Repair of electronic and optical equipment	30	4440	0	4440	780	-	3660	3660
33131	Repair and maintenance of the measuring, testing, navigating and control equipment of group 265	30	4440	0	4440	780	-	3660	3660
3314	Repair of electrical equipment	803	329383	0	329383	39314	-	290069	290069
33141	Repair and maintenance of power, distribution, and specialty transformers	179	88718	0	88718	15529	-	73189	73189
33142	Repair and maintenance of electric motors, generators etc	554	223341	0	223341	21341	-	202000	202000
33144	Repair and maintenance of current-carrying wiring devices and non current-carrying wiring devices for wiring electrical circuits etc.	70	17324	0	17324	2444	-	14880	14880
3315	Repair of transport equipment, except motor vehicles	389	311736	87	311650	13321	18264	316592	316679
33151	Repair and routine maintenance of ships	2	240	0	240	40	-	200	200
33153	Repair and maintenance of locomotives and railroad cars (except factory rebuilding or factory conversion)	360	301888	87	301801	12293	18264	307772	307859
33155	Repair of animal drawn buggies and wagons	27	9608	0	9608	989	-	8620	8620
3319	Repair of other equipment	36	4363	0	4363	518	-	3845	3845

Major Industrial Group		No. of reporting manufacturing units	Census value added (Producer value)	Other Taxes Paid	Census Value added (Basic value)	Non Industrial cost	Receipt from Non- industrial Activities	Contribution to G.D.P (Basic value)	Contribution to G.D.P (Producer value)
PSIC Code	Description								
1	2	3	4	5	6	7	8	9	10

33199	Repair of other equipment n.e.c.	36	4363	0	4363	518	-	3845	3845
332	Installation of industrial machinery and equipment	17	4335	0	4335	870	-	3465	3465
3320	Installation of industrial machinery and equipment	17	4335	0	4335	870	-	3465	3465
33202	Installation of other industrial equipment like communications equipment, mainframe and similar computers, irradiation and electro-medical equipment etc	17	4335	0	4335	870	-	3465	3465

Table No. 11 Output from other Activity (All Units) 2015

Value in "000" Rs.

Major Indsutry Major Groups		No. of reporting manufacturing units	Value of good purchased for resale during last one year	Value of sales of good spurchased for resale during last one year
PSIC Code	Description			
1	2	4	5	6

ALL AREAS		1242124	11636777	13873336
10	Manufacture of food products	154602	4899267	5709189
101	Processing and preserving of meat	1322	-	-
1010	Processing and preserving of meat	1,322	-	-
10103	Production of dried, salted or smoked meat	1,131	-	-
10104	Production of meat products	95	-	-
10107	Processing of animal offal	71	-	-
10109	Others (Processing and Preserving of meat)	25	-	-
103	Processing and preserving of fruit and vegetables	1300	-	-
1030	Processing and preserving of fruit and vegetables	1,300	-	-
10301	Manufacture of food consisting chiefly of fruit or vegetables/ manufacture of perishable prepared foods of fruit and vegetables, such as: Salads, peeled or cut vegetables, tofu (bean curd)	152	-	-
10302	Preserving of fruit, nuts or vegetables	443	-	-
10303	Manufacture of fruit or vegetable food products	104	-	-
10304	Manufacture of fruit or vegetable juices/ concentrates	146	-	-
10307	Roasting of nuts/ manufacture of nut foods and pastes	55	-	-
10309	Others (Processing and Preserving of fruit and vegetables)	400	-	-
104	Manufacture of vegetable and animal oils and fats	2671	15950	18300
1040	Manufacture of vegetable and animal oils and fats	2,671	15950	18300
10401	Manufacture of crude / refined vegetable oils and their processing	821	14800	16650
10402	Manufacture of non-defatted flour or meal of oilseeds, oil nuts or oil kernels	528	-	-
10404	Manufacture of non-edible animal oils and fats/ extraction of fish and marine mammal oils	30	-	-
10405	Production of cotton linters	62	-	-
10406	Production of oilcakes and other residual products of oil production	918	-	-
10409	Others (Manufacture of vegetable and animal oils and fats)	312	1150	1650
105	Manufacture of dairy products	10705	4004992	4576874
1050	Manufacture of dairy products	10,705	4004992	4576874
10501	Manufacture of fresh liquid milk, pasteurized, sterilized, homogenized and/or ultra heat treated/ manufacture of milk-based drinks	380	52160	59500
10502	Manufacture of cream from fresh liquid milk	624	11866	16329
10503	Manufacture of dried or concentrated milk	105	-	-
10504	Manufacture of butter/ cheese etc.	1,966	2100	2562
10505	Manufacture of yoghurt	4,896	3915214	4472972
10506	Manufacture of ice cream and other edible ice/ Manufacture of milk or cream in solid form	1,648	22632	24288
10509	Others (Manufacture of dairy products)	1,086	1020	1224

Major Indsutry Major Groups		No. of reporting manufacturing units	Value of good purchased for resale during last one year	Value of sales of good spurchased for resale during last one year
PSIC Code	Description			
1	2	4	5	6
106	Manufacture of grain mill products, starches and starch products	105052	185837	235399
1061	Manufacture of grain mill products	104,745	185717	235219
10611	Grain milling	96,513	149180	191740
10612	Rice milling	501	22124	24830
10613	Vegetable milling	123	7898	10249
10614	Manufacture of cereal breakfast foods	109	-	-
10615	Manufacture of flour mixes and prepared blended flour and dough for bread, cakes, biscuits or pancakes	6,183	3995	5600
10619	Others (Manufacture of grain mill products).	1,316	2520	2800
1062	Manufacture of starches and starch products	307	120	180
10621	Manufacture of starches from rice, potatoes, maize etc.	150	120	180
10625	Manufacture of corn oil	157	-	-
107	Manufacture of other food products	33552	692488	878616
1071	Manufacture of bakery products	25,579	658059	836161
10711	Manufacture of bread and rolls	3,792	16728	33306
10712	Manufacture of fresh/ preserved pastry, cakes, pies, tarts etc.	2,536	59150	37742
10713	Manufacture of rusks, biscuits and other "dry" bakery products/ snack products	5,721	275141	320846
10719	Others (Manufacture of bakery products)	13,530	307040	444267
1072	Manufacture of sugar	3,055	-	-
10721	Manufacture or refining of sugar and sugar substitutes from the juice of cane, beet, maple and palm etc.	3,007	-	-
10722	Manufacture of sugar syrups	48	-	-
1073	Manufacture of cocoa, chocolate and sugar confectionery	426	9300	10230
10731	Manufacture of cocoa, cocoa butter, cocoa fat, cocoa oil	72	-	-
10732	Manufacture of chocolate & chocolate confectionery, sugar confectionery etc.	228	9300	10230
10734	Preserving in sugar of fruit, nuts, fruit peels and other parts of plants	126	-	-
1074	Manufacture of macaroni, noodles, couscous and similar farinaceous products	34	-	-
10741	Manufacture of pastas such as macaroni and noodles etc.	34	-	-
1075	Manufacture of prepared meals and dishes	2,565	11365	14831
10751	Manufacture of meat or poultry dishes	1,193	5890	7771
10752	Manufacture of fish dishes, including fish and chips	197	4250	5100
10753	Manufacture of prepared dishes of vegetables	112	-	-
10759	Others (Manufacture of prepared meals and dishes)	1,063	1225	1960
1079	Manufacture of other food products n.e.c.	1,893	13764	17394
10792	Blending of tea and mate/ manufacture of extracts and preparations based on tea or maté	42	2100	2450
10795	Manufacture of perishable prepared foods, such as sandwiches, fresh pizza	449	-	-
10796	Manufacture of spices, sauces and condiments	192	2490	3570
10797	Manufacture of herb infusions (mint, vervain, chamomile etc.)/ manufacture of extracts and juices of meat, fish, crustaceans or molluscs	17	-	-

Major Indsutry Major Groups		No. of reporting manufacturing units	Value of good purchased for resale during last one year	Value of sales of good spurchased for resale during last one year
PSIC Code	Description			
1	2	4	5	6
10798	Processing of salt into food-grade salt, e.g. iodized salt	207	-	-
10799	Others (Manufacture of food products)	986	9174	11374
11	Manufacture of beverages	1103	-	-
110	Manufacture of beverages	1100	-	-
1104	Manufacture of soft drinks; production of mineral waters and other bottled waters	1,100	-	-
11041	Manufacture of non-alcoholic beverages	90	-	-
11042	Production of natural mineral waters and other bottled waters	51	-	-
11043	Manufacture of soft drinks like lemonade, orangeade, cola, fruit drinks, tonic waters etc.	959	-	-
113		3	-	-
1139		3	-	-
11399		3	-	-
12	Manufacture of tobacco products	12537	14305	18509
120	Manufacture of tobacco products	12537	14305	18509
1200	Manufacture of tobacco products	12,537	14305	18509
12001	Manufacture of tobacco products and products of tobacco substitutes etc.	12,459	14305	18509
12009	Others (Manufacture of tobacco products)	78	-	-
13	Manufacture of textiles	558885	214584	260123
131	Spinning, weaving and finishing of textiles	11741	9130	14728
1311	Preparation and spinning of textile fibres	2,860	1530	5988
13111	Preparatory operations on textile fibres	288	-	-
13112	Spinning and manufacture of yarn or thread	2,572	1530	5988
1312	Weaving of textiles	5,183	-	-
13121	Manufacture of broad woven cotton-type, woollen-type, worsted-type or silk-type fabrics	3,855	-	-
13122	Manufacture of other broad woven fabrics, using flax, ramie, hemp, jute, bast fibres and special yarns	76	-	-
13129	Others (Weaving of textiles)	1,252	-	-
1313	Finishing of textiles	3,698	7600	8740
13131	Bleaching and dyeing of textile fibres, yarns, fabrics and textile articles, including wearing apparel	2,334	-	-
13132	Dressing, drying, steaming, shrinking, mending, Sanforizing, mercerizing of textiles and textile articles, including wearing apparel	962	7600	8740
13139	Others (Finishing of textiles)	402	-	-
139	Manufacture of other textiles	547144	205454	245395
1391	Manufacture of knitted and crocheted fabrics	1,071	1600	1600
13910	Manufacture and processing of knitted or crocheted fabrics etc.	1,071	1600	1600
1392	Manufacture of made-up textile articles, except apparel	31,698	21558	29699
13921	Manufacture, of made-up articles of any textile material	23,525	378	513
13922	Manufacture of made-up furnishing articles	7,282	20760	28186
13925		17	-	-

Major Indsutry Major Groups		No. of reporting manufacturing units	Value of good purchased for resale during last one year	Value of sales of good spurchased for resale during last one year
PSIC Code	Description			
1	2	4	5	6
13929	Others (Manufacture of made-up textile articles, except apparel)	874	420	1000
1393	Manufacture of carpets and rugs	56,179	90273	99383
13930	Manufacture of textile floor coverings like carpets, rugs and mats, tiles etc.	56,179	90273	99383
1394	Manufacture of cordage, rope, twine and netting	31,731	10393	13383
13941	Manufacture of twine, cordage, rope and cables of textile fibres or strip or the like	22,078	-	-
13942	Manufacture of knotted netting of twine, cordage or rope including products of rope or netting	9,653	10393	13383
1399	Manufacture of other textiles n.e.c.	426,465	81630	101330
13991	Manufacture of labels, badges etc.	854	-	-
13992	Manufacture of tulles and other net fabrics, and of lace and embroidery/ ornamental trimmings	408,720	81447	100574
13999	Others (Manufacture of other textiles)	16,891	184	756
14	Manufacture of wearing apparel	96994	11484	15326
141	Manufacture of wearing apparel, except fur apparel	84662	11376	15194
1410	Manufacture of wearing apparel, except fur apparel	84,662	11376	15194
14101	Manufacture of wearing apparel made of leather or composition leather	318	-	-
14102	Manufacture of other outerwear/ work wear	32,213	10375	13812
14103	Manufacture of underwear and nightwear	919	-	-
14104	Manufacture of babies' garments, tracksuits and others etc.	959	-	-
14105	Manufacture of other clothing accessories such as gloves, belts, shawls, ties, cravats, hairnets etc./ hats and caps	48,948	721	932
14106	Manufacture of footwear of textile material without applied soles	35	-	-
14109	Others (Manufacture of wearing apparel, except fur apparel)	1,270	280	450
142	Manufacture of articles of fur	166	-	-
1420	Manufacture of articles of fur	166	-	-
14200	Manufacture of articles made of fur skins	166	-	-
143	Manufacture of knitted and crocheted apparel	12166	108	133
1430	Manufacture of knitted and crocheted apparel	12,166	108	133
14301	Manufacture of knitted or crocheted wearing apparel and other made-up articles like pullovers, cardigans, jerseys, waistcoats and similar articles	9,869	108	133
14302	Manufacture of hosiery, including socks, tights and pantyhose	1,353	-	-
14309	Others (Manufacture of knitting and crocheted apparel)	944	-	-
15	Manufacture of leather and related products	27859	83357	101981
151	Tanning and dressing of leather; manufacture of luggage, handbags, saddlery and harness; dressing and dyeing of fur	1548	630	770
1511	Tanning and dressing of leather; dressing and dyeing of fur	282	-	-
15111	Tanning, dyeing and dressing of hides and skins	93	-	-
15112	Scraping, shearing, plucking, currying, tanning, bleaching and dyeing of fur skins and hides with the hair on	107	-	-
15119	Others (Tanning and dressing of leather, dressing and dying of fur)	82	-	-
1512	Manufacture of luggage, handbags and the like, saddlery and harness	1,266	630	770
15121	Manufacture of luggage, handbags and the like, of leather, composition leather or any other material	908	630	770

Major Indsutry Major Groups		No. of reporting manufacturing units	Value of good purchased for resale during last one year	Value of sales of good spurchased for resale during last one year
PSIC Code	Description			
1	2	4	5	6
15122	Manufacture of diverse articles of leather or composition leather	132	-	-
15129	Others (Manufacture of luggage, handbags and the saddlery and harness)	226	-	-
152	Manufacture of footwear	26311	82727	101211
1520	Manufacture of footwear	26,311	82727	101211
15201	Manufacture of footwear for all purposes, of any material, by any process	16,849	82047	100321
15202	Manufacture of leather parts of footwear etc.	7,056	120	170
15209	Others (Manufacture of footwear)	2,406	560	720
16	Manufacture of wood and of products of wood and cork, except furniture, manufacture of articles of straw and plaiting materials	147562	2271097	2823110
161	Sawmilling and planning of wood	17920	1523534	1938601
1610	Sawmilling and planning of wood	17,920	1523534	1938601
16101	Sawing, planning and machining of wood/ slicing, peeling or chipping logs	16,716	703819	828782
16102	Manufacture of wooden railway sleepers	35	-	-
16103	Manufacture of unassembled wooden flooring/ wood wool, wood flour, chips, particles	270	-	-
16109	Others (Manufacture of Sawmilling and planning of wood)	899	819715	1109819
162	Manufacture of products of wood, cork, straw and plaiting materials	129642	747563	884509
1621	Manufacture of veneer sheets and wood-based panels	6,106	344892	390197
16211	Manufacture of veneer sheets	62	-	-
16212	Manufacture of plywood, veneer panels and similar laminated wood boards and sheets	296	344892	390197
16213	Manufacture of particle board and fibreboard/ densified wood etc.	79	-	-
16219	Others (Manufacture of veneer sheets and wood-based panels)	5,669	-	-
1622	Manufacture of builders' carpentry and joinery	15,099	10429	14003
16221	Manufacture of wooden goods intended to be used in the construction industry	12,124	9554	12778
16222	Manufacture of prefabricated buildings, or elements thereof, predominantly of wood/ mobile homes / wood partitions etc.	2,975	875	1225
1623	Manufacture of wooden containers	6,137	60535	73095
16231	Manufacture of packing cases, boxes, crates, drums/ cable-drums etc. of wood	5,262	13145	18320
16232	Manufacture of pallets, box pallets and other load boards of wood/ manufacture of barrels, vats, tubs and other coopers' products of wood	803	47390	54775
16233	Manufacture of wooden cable-drums	72	-	-
1629	Manufacture of other products of wood; manufacture of articles of cork, straw and plaiting materials	102,300	331707	407214
16291	Manufacture of various wood products (see detail in description)	28,404	310634	380264
16292	Natural cork processing, manufacture of agglomerated cork / articles of cork etc.	23,974	-	-
16299	Others(Manufacture of other products of wood, manufacture of articles of cork, straw and planting materials)	49,922	21072	26950
17	Manufacture of paper and paper products	2281	1750	1750
170	Manufacture of paper and paper products	2281	1750	1750
1701	Manufacture of pulp, paper and paperboard	215	-	-
17013	Manufacture of paper and paperboard/ further processing of paper and paperboard	135	-	-
17014	Manufacture of newsprint and other printing or writing paper	11	-	-

Major Indsutry Major Groups		No. of reporting manufacturing units	Value of good purchased for resale during last one year	Value of sales of good spurchased for resale during last one year
PSIC Code	Description			
1	2	4	5	6
17019	Others (Manufacture of pulp, paper and paperboard)	69	-	-
1702	Manufacture of corrugated paper and paperboard and of containers of paper and paperboard	1,977	-	-
17021	Manufacture of corrugated paper and paperboard and their container etc.	279	-	-
17022	Manufacture of sacks, bags, office box files and similar articles of paper	1,689	-	-
17029	Others (Manufacture of corrugated paper and paperboard and containers of paper and paperboard)	9	-	-
1709	Manufacture of other articles of paper and paperboard	89	1750	1750
17092	Manufacture of printing and writing paper, computer printout paper, self-copy paper etc. ready for use	17	-	-
17099	Others (Manufacture of other articles of paper and paperboard)	72	1750	1750
18	Printing and reproduction of recorded media	8579	61159	71337
181	Printing and service activities related to printing	8579	61159	71337
1811	Printing	3,567	39585	44878
18111	Printing of newspapers, magazines and other periodicals	330	10800	12150
18112	Printing of books and brochures, music and music manuscripts, maps, atlases, posters, advertising catalogues, prospectuses and other printed advertising,	2,568	24300	25920
18114	Printing of diaries, calendars, business forms and other commercial printed matter, personal stationery and other printed matter by letterpress, offset, photogravure, flexographic and other printing presses, duplication machines, computer printers, emboss	70	575	897
18115	Printing directly onto textiles, plastic, glass, metal, wood and ceramics (except silk-screen printing on textiles and wearing apparel)	206	-	-
18119	Other printing n.e.c.	393	3910	5911
1812	Service activities related to printing	5,012	21574	26459
18121	Binding of printed sheets	1,868	1890	2169
18122	Composition, typesetting, phototypesetting, pre-press data input including scanning and optical character recognition, electronic make-up	153	4200	4690
18123	Plate-making services including image-setting and plate-setting	583	-	-
18124	Preparation of plates and dies	146	-	-
18125	Design of printing products e.g. sketches, layouts, dummies etc.	224	-	-
18126	Other graphic activities such as die-sinking or die-stamping, Braille copying, embossing, varnishing and laminating, collating and inseting, creasing	133	-	-
18129	Other (Service activities related to printing)	1,905	15484	19600
19	Manufacture of coke and refined petroleum products	4105	27285	36593
191	Manufacture of coke oven products	195	-	-
1910	Manufacture of coke oven products	195	-	-
19101	Operation of coke ovens	16	-	-
19102	Production of coke and semi-coke/ production of coke oven gas	35	-	-
19104	Production of crude coal and lignite tars	144	-	-
192	Manufacture of refined petroleum products	3910	27285	36593
1920	Manufacture of refined petroleum products	3,910	27285	36593
19206	Manufacture of hard-coal and lignite fuel briquettes / petroleum briquettes	180	-	-
19207	Blending of bio fuels	3,730	27285	36593

Major Indsutry Major Groups		No. of reporting manufacturing units	Value of good purchased for resale during last one year	Value of sales of good spurchased for resale during last one year
PSIC Code	Description			
1	2	4	5	6
20	Manufacture of chemicals and chemical products	1028	3096	3240
202	Manufacture of other chemical products	719	3096	3240
2022	Manufacture of paints, varnishes and similar coatings, printing ink and mastics	79	-	-
20221	Manufacture of paints and varnishes, enamels or lacquers	68	-	-
20222	Manufacture of prepared pigments and dyes, opacifiers and colours	11	-	-
2023	Manufacture of soap and detergents, cleaning and polishing preparations, perfumes and toilet preparations	609	3096	3240
20232	Manufacture of soap	150	3096	3240
20234	Manufacture of surface-active preparations (washing powders and detergents, dish-washing preparations, textile softeners)	43	-	-
20235	Manufacture of cleaning and polishing products	416	-	-
2029	Manufacture of other chemical products n.e.c.	31	-	-
20294	Manufacture of photographic plates, films, sensitized paper and other sensitized unexposed materials	15	-	-
20298	Manufacture of matches	16	-	-
203	Manufacture of man-made fibres	309	-	-
2030	Manufacture of man-made fibres	309	-	-
20302	Manufacture of synthetic or artificial staple fibres, not carded, combed or otherwise processed for spinning	67	-	-
20303	Manufacture of synthetic or artificial filament yarn, including high-tenacity yarn	37	-	-
20309	Others (Manufacture of man-made fibres)	205	-	-
21	Manufacture of basic pharmaceutical products and pharmaceutical preparations	53	-	-
210	Manufacture of pharmaceuticals, medicinal chemical and botanical product	53	-	-
2100	Manufacture of pharmaceuticals, medicinal chemical and botanical products	53	-	-
21003	Manufacture of medicaments including homeopathic preparations	53	-	-
22	Manufacture of rubber and plastics products	7305	11140	14290
221	Manufacture of rubber products	545	-	-
2211	Manufacture of rubber tyres and tubes; retreading and rebuilding of rubber tyres	83	-	-
22113	Manufacture of interchangeable tyre treads, tyre flaps, "camelback" strips for retreading tyres etc./ tyre rebuilding and retreading	21	-	-
22119	Others (Manufacture of rubber tyres and tubes, retreading and rebuilding of rubber tyres)	62	-	-
2219	Manufacture of other rubber products	462	-	-
22191	Manufacture of other products of natural or synthetic rubber (see description for detail)	185	-	-
22192	Manufacture of rubber brushes, pipe stems, combs, hair pins etc.	231	-	-
22199	Others (Manufacture of other rubber products)	46	-	-
222	Manufacture of plastics products	6760	11140	14290
2220	Manufacture of plastics products	6,760	11140	14290
22201	Manufacture of semi-manufactures and finished plastic products/ plastic articles for the packing of goods	1,506	-	-
22202	Manufacture of builders' plastics ware(see note for detail)	603	-	-
22203	Manufacture of plastic tableware, kitchenware and toilet articles	217	-	-
22204	Manufacture of artificial stone/ plastic signs etc.	214	440	1200

Major Indsutry Major Groups		No. of reporting manufacturing units	Value of good purchased for resale during last one year	Value of sales of good spurchased for resale during last one year
PSIC Code	Description			
1	2	4	5	6
22209	Manufacture of other diverse plastic products	4,220	10700	13090
23	Manufacture of other non-metallic mineral products	18511	200866	252534
231	Manufacture of glass and glass products	107	-	-
2310	Manufacture of glass and glass products	107	-	-
23109	Others (Manufacture of glass and glass products)	107	-	-
239	Manufacture of non-metallic mineral products n.e.c.	18404	200866	252534
2392	Manufacture of clay building materials	6,600	58785	68335
23921	Manufacture of non-refractory ceramic hearth or wall tiles, mosaic cubes etc.	1,476	35235	39745
23922	Manufacture of structural non-refractory clay building materials, like ceramic bricks, roofing tiles, pipes, conduits etc./ flooring blocks in baked clay	5,124	23550	28590
2393	Manufacture of other porcelain and ceramic products	2,001	-	-
23931	Manufacture of ceramic tableware and other domestic or toilet articles etc.	1,132	-	-
23933	Manufacture of ceramic laboratory, chemical and industrial products etc.	35	-	-
23939	Manufacture of other porcelain and ceramic products n.e.c.	834	-	-
2394	Manufacture of cement, lime and plaster	68	-	-
23941	Manufacture of clinkers and hydraulic cements, including Portland, aluminous cement, slag cement and super phosphate cements	32	-	-
23942	Manufacture of quicklime, slaked lime and hydraulic lime	36	-	-
2395	Manufacture of articles of concrete, cement and plaster	6,643	133495	172446
23951	Manufacture of precast concrete, cement or artificial stone articles and plaster articles for use in construction	4,362	121975	157940
23952	Manufacture of prefabricated structural components for buildings or civil engineering of cement, concrete or artificial stone	281	-	-
23953	Manufacture of articles of asbestos-cement or cellulose fibre-cement or the like (sheets, panels, tiles,, pipes, troughs, basins, sinks, furniture, frames etc.)	1,187	11520	14506
23959	Manufacture of other articles of concrete, plaster, cement or artificial stone	813	-	-
2396	Cutting, shaping and finishing of stone	2,442	8586	11753
23961	Cutting, shaping and finishing of stone for use in construction, in cemeteries, on roads, as roofing etc.	2,442	8586	11753
2399	Manufacture of other non-metallic mineral products n.e.c.	650	-	-
23991	Manufacture of millstones, sharpening or polishing stones and natural or artificial abrasive products, including abrasive products on a soft base	342	-	-
23992	Manufacture of friction material and unmounted articles thereof with a base of mineral substances or of cellulose	308	-	-
24	Manufacture of basic metals	6621	33373	44140
241	Manufacture of basic iron and steel	309	-	-
2410	Manufacture of basic iron and steel	309	-	-
24105	Production of semi-finished products of steel	88	-	-
24106	Manufacture of hot/cold-rolled flat-rolled products of steel/ hot-rolled bars and rods, open sections of steel, steel bars and solid sections of steel by cold drawing, grinding or turning/ wire of steel	103	-	-
24109	Others (Manufacture of basic iron and steel)	118	-	-
242	Manufacture of basic precious and other non-ferrous metals	64	-	-
2420	Manufacture of basic precious and other non-ferrous metals	64	-	-

Major Indsutry Major Groups		No. of reporting manufacturing units	Value of good purchased for resale during last one year	Value of sales of good spurchased for resale during last one year
PSIC Code	Description			
1	2	4	5	6
24201	Production and refining of unwrought or wrought precious metals, precious metal alloys/ semi-products: gold, silver, platinum etc. from ore and scrap	22	-	-
24205	Production of copper alloys/ manufacture of fuse wire or strip/ semi-manufacturing of copper	42	-	-
243	Casting of metals	6248	33373	44140
2431	Casting of iron and steel	6,225	33373	44140
24311	Casting of semi-finished iron products/ casting of iron castings	20	-	-
24313	Manufacture of tubes, pipes and hollow profiles and fittings of cast-iron, manufacture of seamless tubes and pipes of steel/ fittings of cast-steel	43	-	-
24319	Others (Casting of iron and steel)	6,162	33373	44140
2432	Casting of non-ferrous metals	23	-	-
24321	Casting of semi-finished products of aluminium, magnesium, titanium, zinc etc.	23	-	-
25	Manufacture of fabricated metal products, except machinery and equipment	70188	504373	620041
251	Manufacture of structural metal products, tanks, reservoirs and steam generators	38663	343966	418567
2511	Manufacture of structural metal products	38,524	343966	418567
25111	Manufacture of metal frameworks or skeletons for construction and parts thereof (towers, bridges etc.)/ Industrial frameworks in metal (frameworks for blast furnaces, lifting and handling equipment etc.)	194	49800	60100
25112	Manufacture of prefabricated buildings mainly of metal, metal doors, windows and their frames, shutters and gates, room partitions etc.	38,266	294166	358467
25119	Others (Manufacture of structural metal products)	64	-	-
2512	Manufacture of tanks, reservoirs and containers of metal	139	-	-
25121	Manufacture of reservoirs, tanks and similar containers of metal, of types normally installed as fixtures for storage or manufacturing use	104	-	-
25122	Manufacture of metal containers for compressed or liquefied gas	35	-	-
252	Manufacture of weapons and ammunition	85	2040	3570
2520	Manufacture of weapons and ammunition	85	2040	3570
25202	Manufacture of small arms (revolvers, shotguns, light machine guns)	85	2040	3570
259	Manufacture of other fabricated metal products; metalworking service activities	31440	158367	197905
2591	Forging, pressing, stamping and roll-forming of metal; powder metallurgy	35	-	-
25911	Forging, pressing, stamping and roll-forming of metal	35	-	-
2592	Treatment and coating of metals; machining	1,328	-	-
25921	Plating, anodizing etc., heat treatment, deburring, sandblasting, tumbling, cleaning of metals	35	-	-
25922	Colouring and engraving, non-metallic coating, hardening, buffing of metals	78	-	-
25923	Boring, turning, milling, eroding, planning, lapping, broaching, levelling, sawing, grinding, sharpening, polishing, welding, splicing etc. of metalwork pieces	1,135	-	-
25924	Cutting of and writing on metals by means of laser beams	80	-	-
2593	Manufacture of cutlery, hand tools and general hardware	18,183	46470	57329
25931	Manufacture of cutlery	466	-	-
25932	Manufacture of knives and cutting blades, hand tools, non-power-driven agricultural hand tools, saws and saw blades for machines or for mechanical appliances	15,349	40000	49564
25933	Manufacture of padlocks, locks, keys, hinges and the like, hardware for buildings, furniture, vehicles etc.	1,059	1370	1815

Major Indsutry Major Groups		No. of reporting manufacturing units	Value of good purchased for resale during last one year	Value of sales of good spurchased for resale during last one year
PSIC Code	Description			
1	2	4	5	6
25934	Manufacture of other tools of such nature n.e.c.	1,309	5100	5950
2599	Manufacture of other fabricated metal products n.e.c.	11,894	111897	140576
25991	Manufacture of cans, drums, buckets, boxes, tins and cans for food products, metal cable, plaited bands and similar articles,	7,958	27597	38884
25992	Manufacture of uninsulated metal cable or insulated cable not capable of being used as a conductor of electricity, articles made of wire etc.	157	-	-
25993	Manufacture of screw machine products, nails and pins, bolts, screws, nuts, springs, chains etc.	909	-	-
25994	Manufacture of metal household articles	2,701	84300	101692
25995	Manufacture of metal goods for office use, except furniture	36	-	-
25996	Manufacture of safes, strongboxes, armoured doors etc.	53	-	-
25997	Manufacture of various metal articles	72	-	-
25999	Manufacture of other fabricated metal products n.e.c.	8	-	-
26	Manufacture of computer, electronic and optical products	88	-	-
261	Manufacture of electronic components and boards	14	-	-
2610	Manufacture of electronic components and boards	14	-	-
26101	Manufacture of capacitors, electronic, resistors, electronic, microprocessors, bare printed circuit boards, electron tubes, electronic connectors, integrated circuits	14	-	-
264	Manufacture of consumer electronics	11	-	-
2640	Manufacture of consumer electronics	11	-	-
26404	Manufacture of radio receivers, speaker systems, amplifiers for musical instruments and public address systems	11	-	-
265	Manufacture of measuring, testing, navigating and control equipment; watches and clocks	28	-	-
2652	Manufacture of watches and clocks	28	-	-
26521	Manufacture of watches and clocks, watch and clock cases, components for clocks and watches	28	-	-
267	Manufacture of optical instruments and photographic equipment	35	-	-
2670	Manufacture of optical instruments and photographic equipment	35	-	-
26705	Manufacture of film cameras and digital cameras	35	-	-
27	Manufacture of electrical equipment	2553	1350	1890
271	Manufacture of electric motors, generators, transformers and electricity distribution and control apparatus	847	1350	1890
2710	Manufacture of electric motors, generators, transformers and electricity distribution and control apparatus	847	1350	1890
27101	Manufacture of distribution electric / arc-welding transformers / substation transformers for electric power distribution	11	-	-
27102	Manufacture of transmission and distribution voltage regulators / electric motors / power generators / prime mover generator sets / armatures etc.	54	-	-
27103	Manufacture of power circuit breakers / surge suppressors / control panels for electric power distribution / electrical relays etc.	478	-	-
27104	Manufacture of duct for electrical switchboard apparatus / electric fuses / power switching equipment / electric power switches	162	1350	1890
27109	Others (Manufacture of electric motors, generators, transformers and electricity distribution and control apparatus)	142	-	-
273	Manufacture of wiring and wiring devices	623	-	-
2732	Manufacture of other electronic and electric wires and cables	224	-	-
27320	Manufacture of insulated wire and cable, made of steel, copper, aluminium	224	-	-
2733	Manufacture of wiring devices	399	-	-

Major Indsutry Major Groups		No. of reporting manufacturing units	Value of good purchased for resale during last one year	Value of sales of good spurchased for resale during last one year
PSIC Code	Description			
1	2	4	5	6
27331	Manufacture of bus bars, electrical conductors, GFCI (ground fault circuit interrupters), lamp holders, coils, switches/ boxes for electrical wiring, electrical outlets and sockets, electrical conduit and fitting etc.	333	-	-
27333	Manufacture of plastic non current-carrying wiring devices including plastic junction boxes, face plates, and similar, plastic pole line fittings etc.	66	-	-
274	Manufacture of electric lighting equipment	209	-	-
2740	Manufacture of electric lighting equipment	209	-	-
27401	Manufacture of lamps, fixtures and bulbs, ceiling lighting fixtures, chandeliers, table lamps, flashlights, electric insect lamps, lanterns, spotlights etc.	209	-	-
275	Manufacture of domestic appliances	100	-	-
2750	Manufacture of domestic appliances	100	-	-
27501	Manufacture of domestic electric appliances (see description for detail)	84	-	-
27503	Manufacture of domestic non-electric cooking and heating equipment	16	-	-
279	Manufacture of other electrical equipment	774	-	-
2790	Manufacture of other electrical equipment	774	-	-
27901	Manufacture of battery chargers, door opening and closing devices, electrical, bells, tanning beds	54	-	-
27902	Manufacture of uninterruptible power supplies (UPS), power supplies	618	-	-
27905	Manufacture of electrical welding and soldering equipment, including hand-held soldering irons	60	-	-
27909	Manufacture of other electrical equipment n.e.c.	42	-	-
28	Manufacture of machinery and equipment n.e.c.	5004	24877	29927
281	Manufacture of general-purpose machinery	1220	135	180
2811	Manufacture of engines and turbines, except aircraft, vehicle and cycle engines	683	-	-
28112	Manufacture of turbines and parts thereof, boiler-turbine sets, turbine-generator sets etc.	683	-	-
2813	Manufacture of other pumps, compressors, taps and valves	201	-	-
28131	Manufacture of air or vacuum pumps, air or other gas compressors	108	-	-
28134	Manufacture of industrial taps and valves, including regulating valves and intake taps, sanitary taps and valves, heating taps and valves, hand pumps etc.	93	-	-
2814	Manufacture of bearings, gears, gearing and driving elements	28	-	-
28143	Manufacture of gears, gearing and gear boxes and other speed changers, clutches & shaft couplings, flywheels & pulleys, power transmission chain etc.	28	-	-
2815	Manufacture of ovens, furnaces and furnace burners	135	-	-
28151	Manufacture of electrical and other furnaces, ovens, incinerators, burners etc.	30	-	-
28152	Manufacture of permanent mount electric heaters, non-electric household heating equipment etc.	105	-	-
2818	Manufacture of power-driven hand tools	46	135	180
28180	Manufacture of hand tools, with self-contained electric or non-electric motor or pneumatic drive (see note for detail)	46	135	180
2819	Manufacture of other general-purpose machinery	127	-	-
28191	Manufacture of industrial refrigerating or freezing equipment, air-conditioning machines, non-domestic fans etc.	28	-	-
28193	Manufacture of filtering or purifying machinery and apparatus for liquids, equipment for projecting, dispersing or spraying liquids or powders	60	-	-
28199	Manufacture of other general-purpose machinery n.e.c.	39	-	-

Major Indsutry Major Groups		No. of reporting manufacturing units	Value of good purchased for resale during last one year	Value of sales of good spurchased for resale during last one year
PSIC Code	Description			
1	2	4	5	6
282	Manufacture of special-purpose machinery	3784	24742	29747
2821	Manufacture of agricultural and forestry machinery	1,991	19680	23389
28211	Manufacture of tractors used in agriculture and forestry	50	-	-
28214	Manufacture of agricultural machinery for soil preparation, planting or fertilizing	1,121	19680	23389
28215	Manufacture of harvesting or threshing machinery	532	-	-
28217	Manufacture of spraying machinery for agricultural use	168	-	-
28219	Manufacture of diverse agricultural machinery n.e.c.	120	-	-
2822	Manufacture of metal-forming machinery and machine tools	767	1872	2385
28222	Manufacture of machine tools for turning, drilling, milling, shaping, planning, boring, grinding etc.	147	-	-
28224	Manufacture of punch presses, hydraulic presses, hydraulic brakes, drop hammers, forging machines etc.	35	-	-
28227	Manufacture of parts and accessories for the machine tools listed above	585	1872	2385
2823	Manufacture of machinery for metallurgy	3	-	-
28232	Manufacture of metal-rolling mills and rolls for such mills	3	-	-
2825	Manufacture of machinery for food, beverage and tobacco processing	81	3190	3973
28256	Manufacture of machinery for the extraction or preparation of animal or vegetable fats or oils	20	-	-
28257	Manufacture of machinery for the preparation of tobacco and for the making of cigarettes or cigars, or for pipe or chewing tobacco or snuff	61	3190	3973
2826	Manufacture of machinery for textile, apparel and leather production	917	-	-
28262	Manufacture of auxiliary machines or equipment for textile machinery	850	-	-
28264	Manufacture of machinery for fabric processing	18	-	-
28266	Manufacture of sewing machines	49	-	-
2829	Manufacture of other special-purpose machinery	25	-	-
28296	Manufacture of diverse special-purpose machinery and equipment	25	-	-
29	Manufacture of motor vehicles, trailers and semi-trailers	6631	5915	7940
291	Manufacture of motor vehicles	134	-	-
2910	Manufacture of motor vehicles	134	-	-
29103	Manufacture of other motor vehicles	134	-	-
292	Manufacture of bodies (coachwork) for motor vehicles; manufacture of trailers and semi-trailers	1260	-	-
2920	Manufacture of bodies (coachwork) for motor vehicles; manufacture of trailers and semi-trailers	1,260	-	-
29201	Manufacture of bodies, including cabs for motor vehicles and outfitting of all types	653	-	-
29202	Manufacture of trailers and semi-trailers	221	-	-
29203	Manufacture of containers for carriage by one or more modes of transport	386	-	-
293	Manufacture of parts and accessories for motor vehicles	5147	5915	7940
2930	Manufacture of parts and accessories for motor vehicles	5,147	5915	7940
29301	Manufacture of diverse parts and accessories for motor vehicles	1,550	-	-
29302	Manufacture of parts & accessories of bodies for motor vehicles, car seats etc.	3,475	5915	7940
29303	Manufacture of motor vehicle electrical equipment	122	-	-

Major Indsutry Major Groups		No. of reporting manufacturing units	Value of good purchased for resale during last one year	Value of sales of good spurchased for resale during last one year
PSIC Code	Description			
1	2	4	5	6
299		90	-	-
2991		60	-	-
29913		60	-	-
2992		30	-	-
29923		30	-	-
30	Manufacture of other transport equipment	2524	4996	7185
309	Manufacture of transport equipment n.e.c.	2524	4996	7185
3091	Manufacture of motorcycles	1,389	2760	4390
30911	Manufacture of motorcycles, mopeds and cycles fitted with an auxiliary engine, engines for motorcycles, sidecars etc.	273	-	-
30912	Manufacture of parts and accessories for motorcycles	1,116	2760	4390
3092	Manufacture of bicycles and invalid carriages	237	1120	1400
30921	Manufacture of non-motorized bicycles and other cycles, parts and accessories of bicycles etc.	113	-	-
30922	Manufacture of invalid carriages, their parts & accessories, baby carriages etc.	124	1120	1400
3099	Manufacture of other transport equipment n.e.c.	898	1116	1395
30991	Manufacture of hand-propelled vehicles: luggage trucks, handcarts, sledges, shopping carts etc.	270	-	-
30992	Manufacture of vehicles drawn by animals: sulkies, donkey-carts, hearses etc.	628	1116	1395
31	Manufacture of furniture	47710	174657	286642
310	Manufacture of furniture	47710	174657	286642
3100	Manufacture of furniture	47,710	174657	286642
31001	Manufacture of chairs and seats, sofas, sofa beds and sofa sets	37,845	121132	207376
31002	Manufacture of special furniture for shops: counters, display cases, shelves etc., for churches, schools, restaurants	549	885	1095
31003	Manufacture of office furniture	159	4350	27000
31004	Manufacture of kitchen furniture, furniture for bedrooms etc., cabinets	6,447	42165	45046
31005	Manufacture of laboratory benches, stools and other laboratory seating, laboratory furniture (e.g. cabinets and tables)	682	-	-
31009	Manufacture of other furniture n.e.c.	2,028	6125	6125
32	Other manufacturing	50246	3014789	3485852
321	Manufacture of jewellery, bijouterie and related articles	30747	3004792	3473797
3211	Manufacture of jewellery and related articles	29,954	3004792	3473797
32111	Production of worked pearls	122	-	-
32112	Production of precious and semi-precious stones / diamonds in the worked state	108	525	1050
32113	Manufacture of jewellery, goldsmiths' articles	29,518	3004267	3472747
32114	Manufacture of precious metal watch bands, wristbands, watch straps and cigarette cases etc.	206	-	-
3212	Manufacture of imitation jewellery and related articles	793	-	-
32121	Manufacture of costume or imitation jewellery	793	-	-
322	Manufacture of musical instruments	324	-	-
3220	Manufacture of musical instruments	324	-	-

Major Indsutry Major Groups		No. of reporting manufacturing units	Value of good purchased for resale during last one year	Value of sales of good spurchased for resale during last one year
PSIC Code	Description			
1	2	4	5	6
32202	Manufacture of musical instruments, the sound of which is produced electronically, musical boxes, fairground organs, calliopes etc., instrument parts and accessories	62	-	-
32209	Manufacture of other musical instruments n.e.c.	262	-	-
323	Manufacture of sports goods	11835	-	-
3230	Manufacture of sports goods	11,835	-	-
32301	Manufacture of foot balls	11,323	-	-
32302	Manufacture of rackets, bats	125	-	-
32309	Manufacture of other articles and equipment for sports, outdoor and indoor games, of any material n.e.c.	387	-	-
324	Manufacture of games and toys	484	1920	2381
3240	Manufacture of games and toys	484	1920	2381
32401	Manufacture of dolls and doll garments, parts and accessories, action figures, toy animals, musical instruments,	241	-	-
32402	Manufacture of playing cards, games, chess etc.,	3	-	-
32403	Manufacture of coin-operated games, billiards, special tables for games, etc.	21	-	-
32409	Manufacture of other games and toys n.e.c.	219	1920	2381
325	Manufacture of medical and dental instruments and supplies	3367	7677	9194
3250	Manufacture of medical and dental instruments and supplies	3,367	7677	9194
32501	Manufacture of surgical drapes and sterile string and tissue	1,782	-	-
32502	Manufacture of dental fillings and cements (except denture adhesives), dental wax and other dental plaster preparations	83	6192	7430
32505	Manufacture of medical, surgical, dental or veterinary furniture	446	-	-
32506	Manufacture of dental instruments (including dentists' chairs incorporating dental equipment), orthopaedic and prosthetic devices	745	-	-
32507	Manufacture of bone plates and screws, syringes, needles, catheters, cannulae, etc., artificial teeth, bridges, etc., medical thermometers, bone reconstruction cements	26	-	-
32508	Manufacture of ophthalmic goods, eyeglasses, sunglasses, lenses ground to prescription, contact lenses, safety goggles	71	1485	1764
32509	Manufacture of other medical and dental instruments and supplies n.e.c.	214	-	-
329	Other manufacturing n.e.c.	3489	400	480
3290	Other manufacturing n.e.c.	3,481	400	480
32901	Manufacture of protective safety equipment	85	400	480
32902	Manufacture of brooms and brushes, including brushes constituting parts of machines, shoe and clothes brushes,	1,645	-	-
32903	Manufacture of pens and pencils of all kinds whether or not mechanical, pencil leads, stamps etc.	1,701	-	-
32909	Others manufacturing n.e.c.	50	-	-
3299		8	-	-
32992		8	-	-
33	Repair and installation of machinery and equipment	9155	73058	81739
331	Repair of fabricated metal products, machinery and equipment	8963	72463	80821
3311	Repair of fabricated metal products	54	-	-
33119	Repair of other fabricated metal products n.e.c.	54	-	-

Major Indsutry Major Groups		No. of reporting manufacturing units	Value of good purchased for resale during last one year	Value of sales of good spurchased for resale during last one year
PSIC Code	Description			
1	2	4	5	6
3312	Repair of machinery	2,305	19381	12514
33127	Repair and maintenance of miscellaneous machinery	1,883	78	104
33128	Repair and maintenance of weighing equipment, vending machines, photocopy machines, calculators, typewriters etc.	131	10483	12230
33129	Repair of other machinery n.e.c.	291	8820	180
3313	Repair of electronic and optical equipment	411	15998	19685
33131	Repair and maintenance of the measuring, testing, navigating and control equipment of group 265	375	15998	19685
33132	Repair and maintenance of irradiation, electro-medical and electrotherapeutic equipment of class 2660	36	-	-
3314	Repair of electrical equipment	4,688	27868	34667
33141	Repair and maintenance of power, distribution, and specialty transformers	325	864	1026
33142	Repair and maintenance of electric motors, generators etc	3,654	17160	20783
33143	Repair and maintenance of switchgear and switchboard apparatus, relays and industrial controls, electric lighting equipment, primary and storage batteries etc.	573	8764	11418
33144	Repair and maintenance of current-carrying wiring devices and non current-carrying wiring devices for wiring electrical circuits etc.	136	1080	1440
3315	Repair of transport equipment, except motor vehicles	938	9216	13954
33151	Repair and routine maintenance of ships	2	-	-
33153	Repair and maintenance of locomotives and railroad cars (except factory rebuilding or factory conversion)	838	9216	13954
33155	Repair of animal drawn buggies and wagons	98	-	-
3319	Repair of other equipment	567	-	-
33193	Restoring of organs and other historical musical instruments	36	-	-
33199	Repair of other equipment n.e.c.	531	-	-
332	Installation of industrial machinery and equipment	192	595	918
3320	Installation of industrial machinery and equipment	192	595	918
33201	Installation of industrial machinery in industrial plant and industrial process control equipment	175	-	-
33202	Installation of other industrial equipment like communications equipment, mainframe and similar computers, irradiation and electro-medical equipment etc	17	595	918
URBAN		1046935	8312375	9933556
10	Manufacture of food products	131554	3794814	4430495
101	Processing and preserving of meat	1211	-	-
1010	Processing and preserving of meat	1,211	-	-
10103	Production of dried, salted or smoked meat	1,088	-	-
10104	Production of meat products	52	-	-
10107	Processing of animal offal	71	-	-
103	Processing and preserving of fruit and vegetables	1132	-	-
1030	Processing and preserving of fruit and vegetables	1,132	-	-
10301	Manufacture of food consisting chiefly of fruit or vegetables/ manufacture of perishable prepared foods of fruit and vegetables, such as: Salads, peeled or cut vegetables, tofu (bean curd)	117	-	-

Major Indsutry Major Groups		No. of reporting manufacturing units	Value of good purchased for resale during last one year	Value of sales of good spurchased for resale during last one year
PSIC Code	Description			
1	2	4	5	6
10302	Preserving of fruit, nuts or vegetables	443	-	-
10303	Manufacture of fruit or vegetable food products	96	-	-
10304	Manufacture of fruit or vegetable juices/ concentrates	76	-	-
10309	Others (Processing and Preserving of fruit and vegetables)	400	-	-
104	Manufacture of vegetable and animal oils and fats	1452	-	-
1040	Manufacture of vegetable and animal oils and fats	1,452	-	-
10401	Manufacture of crude / refined vegetable oils and their processing	405	-	-
10402	Manufacture of non-defatted flour or meal of oilseeds, oil nuts or oil kernels	435	-	-
10405	Production of cotton linters	36	-	-
10406	Production of oilcakes and other residual products of oil production	438	-	-
10409	Others (Manufacture of vegetable and animal oils and fats)	138	-	-
105	Manufacture of dairy products	8396	3134407	3580017
1050	Manufacture of dairy products	8,396	3134407	3580017
10501	Manufacture of fresh liquid milk, pasteurized, sterilized, homogenized and/or ultra heat treated/ manufacture of milk-based drinks	362	51200	58300
10502	Manufacture of cream from fresh liquid milk	549	11866	16329
10503	Manufacture of dried or concentrated milk	105	-	-
10504	Manufacture of butter/ cheese etc.	1,742	-	-
10505	Manufacture of yoghurt	3,868	3070321	3504164
10506	Manufacture of ice cream and other edible ice/ Manufacture of milk or cream in solid form	891	-	-
10509	Others (Manufacture of dairy products)	879	1020	1224
106	Manufacture of grain mill products, starches and starch products	94881	143197	185642
1061	Manufacture of grain mill products	94,734	143197	185642
10611	Grain milling	88,423	121660	158413
10612	Rice milling	358	7124	8580
10613	Vegetable milling	108	7898	10249
10614	Manufacture of cereal breakfast foods	80	-	-
10615	Manufacture of flour mixes and prepared blended flour and dough for bread, cakes, biscuits or pancakes	4,802	3995	5600
10619	Others (Manufacture of grain mill products).	963	2520	2800
1062	Manufacture of starches and starch products	147	-	-
10621	Manufacture of starches from rice, potatoes, maize etc.	20	-	-
10625	Manufacture of corn oil	127	-	-
107	Manufacture of other food products	24482	517210	664836
1071	Manufacture of bakery products	18,442	502855	646616
10711	Manufacture of bread and rolls	2,752	16728	33306
10712	Manufacture of fresh/ preserved pastry, cakes, pies, tarts etc.	1,904	51460	28530
10713	Manufacture of rusks, biscuits and other "dry" bakery products/ snack products	3,800	256320	298100

Major Indsutry Major Groups		No. of reporting manufacturing units	Value of good purchased for resale during last one year	Value of sales of good spurchased for resale during last one year
PSIC Code	Description			
1	2	4	5	6
10719	Others (Manufacture of bakery products)	9,986	178347	286680
1072	Manufacture of sugar	2,928	-	-
10721	Manufacture or refining of sugar and sugar substitutes from the juice of cane, beet, maple and palm etc.	2,892	-	-
10722	Manufacture of sugar syrups	36	-	-
1073	Manufacture of cocoa, chocolate and sugar confectionery	264	-	-
10731	Manufacture of cocoa, cocoa butter, cocoa fat, cocoa oil	72	-	-
10732	Manufacture of chocolate & chocolate confectionery, sugar confectionery etc.	105	-	-
10734	Preserving in sugar of fruit, nuts, fruit peels and other parts of plants	87	-	-
1075	Manufacture of prepared meals and dishes	1,787	5475	7060
10751	Manufacture of meat or poultry dishes	765	-	-
10752	Manufacture of fish dishes, including fish and chips	174	4250	5100
10759	Others (Manufacture of prepared meals and dishes)	848	1225	1960
1079	Manufacture of other food products n.e.c.	1,061	8880	11160
10795	Manufacture of perishable prepared foods, such as sandwiches, fresh pizza	123	-	-
10796	Manufacture of spices, sauces and condiments	71	-	-
10798	Processing of salt into food-grade salt, e.g. iodized salt	97	-	-
10799	Others (Manufacture of food products)	770	8880	11160
11	Manufacture of beverages	483	-	-
110	Manufacture of beverages	480	-	-
1104	Manufacture of soft drinks; production of mineral waters and other bottled waters	480	-	-
11041	Manufacture of non-alcoholic beverages	70	-	-
11042	Production of natural mineral waters and other bottled waters	51	-	-
11043	Manufacture of soft drinks like lemonade, orangeade, cola, fruit drinks, tonic waters etc.	359	-	-
113		3	-	-
1139		3	-	-
11399		3	-	-
12	Manufacture of tobacco products	11456	10740	14064
120	Manufacture of tobacco products	11456	10740	14064
1200	Manufacture of tobacco products	11,456	10740	14064
12001	Manufacture of tobacco products and products of tobacco substitutes etc.	11,378	10740	14064
12009	Others (Manufacture of tobacco products)	78	-	-
13	Manufacture of textiles	490215	162896	196541
131	Spinning, weaving and finishing of textiles	9923	7600	12790
1311	Preparation and spinning of textile fibres	2,435	-	4050
13111	Preparatory operations on textile fibres	218	-	-
13112	Spinning and manufacture of yarn or thread	2,217	-	4050

Major Indsutry Major Groups		No. of reporting manufacturing units	Value of good purchased for resale during last one year	Value of sales of good spurchased for resale during last one year
PSIC Code	Description			
1	2	4	5	6
1312	Weaving of textiles	4,298	-	-
13121	Manufacture of broad woven cotton-type, woollen-type, worsted-type or silk-type fabrics	3,081	-	-
13122	Manufacture of other broad woven fabrics, using flax, ramie, hemp, jute, bast fibres and special yarns	76	-	-
13129	Others (Weaving of textiles)	1,141	-	-
1313	Finishing of textiles	3,190	7600	8740
13131	Bleaching and dyeing of textile fibres, yarns, fabrics and textile articles, including wearing apparel	1,934	-	-
13132	Dressing, drying, steaming, shrinking, mending, Sanforizing, mercerizing of textiles and textile articles, including wearing apparel	854	7600	8740
13139	Others (Finishing of textiles)	402	-	-
139	Manufacture of other textiles	480292	155296	183751
1391	Manufacture of knitted and crocheted fabrics	670	-	-
13910	Manufacture and processing of knitted or crocheted fabrics etc.	670	-	-
1392	Manufacture of made-up textile articles, except apparel	27,429	4998	7113
13921	Manufacture, of made-up articles of any textile material	20,272	378	513
13922	Manufacture of made-up furnishing articles	6,354	4200	5600
13925		17	-	-
13929	Others (Manufacture of made-up textile articles, except apparel)	786	420	1000
1393	Manufacture of carpets and rugs	51,934	90113	99151
13930	Manufacture of textile floor coverings like carpets, rugs and mats, tiles etc.	51,934	90113	99151
1394	Manufacture of cordage, rope, twine and netting	30,676	10393	13383
13941	Manufacture of twine, cordage, rope and cables of textile fibres or strip or the like	21,633	-	-
13942	Manufacture of knotted netting of twine, cordage or rope including products of rope or netting	9,043	10393	13383
1399	Manufacture of other textiles n.e.c.	369,583	49791	64104
13991	Manufacture of labels, badges etc.	491	-	-
13992	Manufacture of tulles and other net fabrics, and of lace and embroidery/ ornamental trimmings	355,028	49607	63348
13999	Others (Manufacture of other textiles)	14,064	184	756
14	Manufacture of wearing apparel	82830	4560	7026
141	Manufacture of wearing apparel, except fur apparel	72740	4471	6932
1410	Manufacture of wearing apparel, except fur apparel	72,740	4471	6932
14101	Manufacture of wearing apparel made of leather or composition leather	288	-	-
14102	Manufacture of other outerwear/ work wear	26,160	3750	6000
14103	Manufacture of underwear and nightwear	858	-	-
14104	Manufacture of babies' garments, tracksuits and others etc.	809	-	-
14105	Manufacture of other clothing accessories such as gloves, belts, shawls, ties, cravats, hairnets etc./ hats and caps	43,454	721	932
14106	Manufacture of footwear of textile material without applied soles	35	-	-
14109	Others (Manufacture of wearing apparel, except fur apparel)	1,136	-	-
142	Manufacture of articles of fur	166	-	-

Major Indsutry Major Groups		No. of reporting manufacturing units	Value of good purchased for resale during last one year	Value of sales of good spurchased for resale during last one year
PSIC Code	Description			
1	2	4	5	6
1420	Manufacture of articles of fur	166	-	-
14200	Manufacture of articles made of fur skins	166	-	-
143	Manufacture of knitted and crocheted apparel	9924	89	95
1430	Manufacture of knitted and crocheted apparel	9,924	89	95
14301	Manufacture of knitted or crocheted wearing apparel and other made-up articles like pullovers, cardigans, jerseys, waistcoats and similar articles	7,726	89	95
14302	Manufacture of hosiery, including socks, tights and pantyhose	1,353	-	-
14309	Others (Manufacture of knitting and crocheted apparel)	845	-	-
15	Manufacture of leather and related products	22380	49780	59515
151	Tanning and dressing of leather; manufacture of luggage, handbags, saddlery and harness; dressing and dyeing of fur	1344	-	-
1511	Tanning and dressing of leather; dressing and dyeing of fur	224	-	-
15111	Tanning, dyeing and dressing of hides and skins	93	-	-
15112	Scraping, shearing, plucking, currying, tanning, bleaching and dyeing of fur skins and hides with the hair on	72	-	-
15119	Others (Tanning and dressing of leather, dressing and dying of fur)	59	-	-
1512	Manufacture of luggage, handbags and the like, saddlery and harness	1,120	-	-
15121	Manufacture of luggage, handbags and the like, of leather, composition leather or any other material	793	-	-
15122	Manufacture of diverse articles of leather or composition leather	132	-	-
15129	Others (Manufacture of luggage, handbags and the saddlery and harness)	195	-	-
152	Manufacture of footwear	21036	49780	59515
1520	Manufacture of footwear	21,036	49780	59515
15201	Manufacture of footwear for all purposes, of any material, by any process	13,397	49780	59515
15202	Manufacture of leather parts of footwear etc.	6,471	-	-
15209	Others (Manufacture of footwear)	1,168	-	-
16	Manufacture of wood and of products of wood and cork, except furniture, manufacture of articles of straw and plaiting materials	130811	2205958	2745632
161	Sawmilling and planning of wood	15003	1488454	1900455
1610	Sawmilling and planning of wood	15,003	1488454	1900455
16101	Sawing, planning and machining of wood/ slicing, peeling or chipping logs	13,872	668740	790636
16102	Manufacture of wooden railway sleepers	35	-	-
16103	Manufacture of unassembled wooden flooring/ wood wool, wood flour, chips, particles	222	-	-
16109	Others (Manufacture of Sawmilling and planning of wood)	874	819715	1109819
162	Manufacture of products of wood, cork, straw and plaiting materials	115808	717504	845177
1621	Manufacture of veneer sheets and wood-based panels	5,584	344892	390197
16212	Manufacture of plywood, veneer panels and similar laminated wood boards and sheets	247	344892	390197
16213	Manufacture of particle board and fibreboard/ densified wood etc.	64	-	-
16219	Others (Manufacture of veneer sheets and wood-based panels)	5,273	-	-
1622	Manufacture of builders' carpentry and joinery	10,572	10421	13543
16221	Manufacture of wooden goods intended to be used in the construction industry	9,331	9546	12318

Major Indsutry Major Groups		No. of reporting manufacturing units	Value of good purchased for resale during last one year	Value of sales of good spurchased for resale during last one year
PSIC Code	Description			
1	2	4	5	6
16222	Manufacture of prefabricated buildings, or elements thereof, predominantly of wood/ mobile homes / wood partitions etc.	1,241	875	1225
1623	Manufacture of wooden containers	5,215	56785	67245
16231	Manufacture of packing cases, boxes, crates, drums/ cable-drums etc. of wood	4,466	9395	12470
16232	Manufacture of pallets, box pallets and other load boards of wood/ manufacture of barrels, vats, tubs and other coopers' products of wood	677	47390	54775
16233	Manufacture of wooden cable-drums	72	-	-
1629	Manufacture of other products of wood; manufacture of articles of cork, straw and plaiting materials	94,437	305406	374192
16291	Manufacture of various wood products (see detail in description)	24,414	302999	371094
16292	Natural cork processing, manufacture of agglomerated cork / articles of cork etc.	22,129	-	-
16299	Others(Manufacture of other products of wood, manufacture of articles of cork, straw and planting materials)	47,894	2406	3098
17	Manufacture of paper and paper products	1798	1750	1750
170	Manufacture of paper and paper products	1798	1750	1750
1701	Manufacture of pulp, paper and paperboard	215	-	-
17013	Manufacture of paper and paperboard/ further processing of paper and paperboard	135	-	-
17014	Manufacture of newsprint and other printing or writing paper	11	-	-
17019	Others (Manufacture of pulp, paper and paperboard)	69	-	-
1702	Manufacture of corrugated paper and paperboard and of containers of paper and paperboard	1,494	-	-
17021	Manufacture of corrugated paper and paperboard and their container etc.	220	-	-
17022	Manufacture of sacks, bags, office box files and similar articles of paper	1,265	-	-
17029	Others (Manufacture of corrugated paper and paperboard and containers of paper and paperboard)	9	-	-
1709	Manufacture of other articles of paper and paperboard	89	1750	1750
17092	Manufacture of printing and writing paper, computer printout paper, self-copy paper etc. ready for use	17	-	-
17099	Others (Manufacture of other articles of paper and paperboard)	72	1750	1750
18	Printing and reproduction of recorded media	6681	50584	57670
181	Printing and service activities related to printing	6681	50584	57670
1811	Printing	2,182	35100	38070
18111	Printing of newspapers, magazines and other periodicals	310	10800	12150
18112	Printing of books and brochures, music and music manuscripts, maps, atlases, posters, advertising catalogues, prospectuses and other printed advertising,	1,518	24300	25920
18115	Printing directly onto textiles, plastic, glass, metal, wood and ceramics (except silk-screen printing on textiles and wearing apparel)	81	-	-
18119	Other printing n.e.c.	273	-	-
1812	Service activities related to printing	4,499	15484	19600
18121	Binding of printed sheets	1,580	-	-
18122	Composition, typesetting, phototypesetting, pre-press data input including scanning and optical character recognition, electronic make-up	46	-	-
18123	Plate-making services including image-setting and plate-setting	583	-	-
18124	Preparation of plates and dies	86	-	-
18125	Design of printing products e.g. sketches, layouts, dummies etc.	209	-	-

Major Indsutry Major Groups		No. of reporting manufacturing units	Value of good purchased for resale during last one year	Value of sales of good spurchased for resale during last one year
PSIC Code	Description			
1	2	4	5	6
18126	Other graphic activities such as die-sinking or die-stamping, Braille copying, embossing, varnishing and laminating, collating and inseting, creasing	114	-	-
18129	Other (Service activities related to printing)	1,881	15484	19600
19	Manufacture of coke and refined petroleum products	4105	27285	36593
191	Manufacture of coke oven products	195	-	-
1910	Manufacture of coke oven products	195	-	-
19101	Operation of coke ovens	16	-	-
19102	Production of coke and semi-coke/ production of coke oven gas	35	-	-
19104	Production of crude coal and lignite tars	144	-	-
192	Manufacture of refined petroleum products	3910	27285	36593
1920	Manufacture of refined petroleum products	3,910	27285	36593
19206	Manufacture of hard-coal and lignite fuel briquettes / petroleum briquettes	180	-	-
19207	Blending of bio fuels	3,730	27285	36593
20	Manufacture of chemicals and chemical products	946	3096	3240
202	Manufacture of other chemical products	674	3096	3240
2022	Manufacture of paints, varnishes and similar coatings, printing ink and mastics	79	-	-
20221	Manufacture of paints and varnishes, enamels or lacquers	68	-	-
20222	Manufacture of prepared pigments and dyes, opacifiers and colours	11	-	-
2023	Manufacture of soap and detergents, cleaning and polishing preparations, perfumes and toilet preparations	564	3096	3240
20232	Manufacture of soap	105	3096	3240
20234	Manufacture of surface-active preparations (washing powders and detergents, dish-washing preparations, textile softeners)	43	-	-
20235	Manufacture of cleaning and polishing products	416	-	-
2029	Manufacture of other chemical products n.e.c.	31	-	-
20294	Manufacture of photographic plates, films, sensitized paper and other sensitized unexposed materials	15	-	-
20298	Manufacture of matches	16	-	-
203	Manufacture of man-made fibres	272	-	-
2030	Manufacture of man-made fibres	272	-	-
20302	Manufacture of synthetic or artificial staple fibres, not carded, combed or otherwise processed for spinning	67	-	-
20303	Manufacture of synthetic or artificial filament yarn, including high-tenacity yarn	37	-	-
20309	Others (Manufacture of man-made fibres)	168	-	-
21	Manufacture of basic pharmaceutical products and pharmaceutical preparations	53	-	-
210	Manufacture of pharmaceuticals, medicinal chemical and botanical product	53	-	-
2100	Manufacture of pharmaceuticals, medicinal chemical and botanical products	53	-	-
21003	Manufacture of medicaments including homeopathic preparations	53	-	-
22	Manufacture of rubber and plastics products	6799	11140	14290
221	Manufacture of rubber products	379	-	-
2211	Manufacture of rubber tyres and tubes; retreading and rebuilding of rubber tyres	21	-	-

Major Indsutry Major Groups		No. of reporting manufacturing units	Value of good purchased for resale during last one year	Value of sales of good spurchased for resale during last one year
PSIC Code	Description			
1	2	4	5	6
22113	Manufacture of interchangeable tyre treads, tyre flaps, "camelback" strips for retreading tyres etc./ tyre rebuilding and retreading	21	-	-
2219	Manufacture of other rubber products	358	-	-
22191	Manufacture of other products of natural or synthetic rubber (see description for detail)	118	-	-
22192	Manufacture of rubber brushes, pipe stems, combs, hair pins etc.	194	-	-
22199	Others (Manufacture of other rubber products)	46	-	-
222	Manufacture of plastics products	6420	11140	14290
2220	Manufacture of plastics products	6,420	11140	14290
22201	Manufacture of semi-manufactures and finished plastic products/ plastic articles for the packing of goods	1,448	-	-
22202	Manufacture of builders' plastics ware(see note for detail)	603	-	-
22203	Manufacture of plastic tableware, kitchenware and toilet articles	202	-	-
22204	Manufacture of artificial stone/ plastic signs etc.	214	440	1200
22209	Manufacture of other diverse plastic products	3,953	10700	13090
23	Manufacture of other non-metallic mineral products	14565	189820	237375
231	Manufacture of glass and glass products	83	-	-
2310	Manufacture of glass and glass products	83	-	-
23109	Others (Manufacture of glass and glass products)	83	-	-
239	Manufacture of non-metallic mineral products n.e.c.	14482	189820	237375
2392	Manufacture of clay building materials	5,281	58050	67215
23921	Manufacture of non-refractory ceramic hearth or wall tiles, mosaic cubes etc.	1,181	34500	38625
23922	Manufacture of structural non-refractory clay building materials, like ceramic bricks, roofing tiles, pipes, conduits etc./ flooring blocks in baked clay	4,100	23550	28590
2393	Manufacture of other porcelain and ceramic products	1,711	-	-
23931	Manufacture of ceramic tableware and other domestic or toilet articles etc.	939	-	-
23933	Manufacture of ceramic laboratory, chemical and industrial products etc.	35	-	-
23939	Manufacture of other porcelain and ceramic products n.e.c.	737	-	-
2394	Manufacture of cement, lime and plaster	68	-	-
23941	Manufacture of clinkers and hydraulic cements, including Portland, aluminous cement, slag cement and super phosphate cements	32	-	-
23942	Manufacture of quicklime, slaked lime and hydraulic lime	36	-	-
2395	Manufacture of articles of concrete, cement and plaster	4,904	124840	160810
23951	Manufacture of precast concrete, cement or artificial stone articles and plaster articles for use in construction	3,497	118050	152410
23952	Manufacture of prefabricated structural components for buildings or civil engineering of cement, concrete or artificial stone	84	-	-
23953	Manufacture of articles of asbestos-cement or cellulose fibre-cement or the like (sheets, panels, tiles,, pipes, troughs, basins, sinks, furniture, frames etc.)	848	6790	8400
23959	Manufacture of other articles of concrete, plaster, cement or artificial stone	475	-	-
2396	Cutting, shaping and finishing of stone	1,923	6930	9350
23961	Cutting, shaping and finishing of stone for use in construction, in cemeteries, on roads, as roofing etc.	1,923	6930	9350
2399	Manufacture of other non-metallic mineral products n.e.c.	595	-	-

Major Indsutry Major Groups		No. of reporting manufacturing units	Value of good purchased for resale during last one year	Value of sales of good spurchased for resale during last one year
PSIC Code	Description			
1	2	4	5	6
23991	Manufacture of millstones, sharpening or polishing stones and natural or artificial abrasive products, including abrasive products on a soft base	328	-	-
23992	Manufacture of friction material and unmounted articles thereof with a base of mineral substances or of cellulose	267	-	-
24	Manufacture of basic metals	5240	26358	35281
241	Manufacture of basic iron and steel	309	-	-
2410	Manufacture of basic iron and steel	309	-	-
24105	Production of semi-finished products of steel	88	-	-
24106	Manufacture of hot/cold-rolled flat-rolled products of steel/ hot-rolled bars and rods, open sections of steel, steel bars and solid sections of steel by cold drawing, grinding or turning/ wire of steel	103	-	-
24109	Others (Manufacture of basic iron and steel)	118	-	-
242	Manufacture of basic precious and other non-ferrous metals	64	-	-
2420	Manufacture of basic precious and other non-ferrous metals	64	-	-
24201	Production and refining of unwrought or wrought precious metals, precious metal alloys/ semi-products: gold, silver, platinum etc. from ore and scrap	22	-	-
24205	Production of copper alloys/ manufacture of fuse wire or strip/ semi-manufacturing of copper	42	-	-
243	Casting of metals	4867	26358	35281
2431	Casting of iron and steel	4,867	26358	35281
24313	Manufacture of tubes, pipes and hollow profiles and fittings of cast-iron, manufacture of seamless tubes and pipes of steel/ fittings of cast-steel	43	-	-
24319	Others (Casting of iron and steel)	4,824	26358	35281
25	Manufacture of fabricated metal products, except machinery and equipment	50804	376121	455849
251	Manufacture of structural metal products, tanks, reservoirs and steam generators	26055	308337	367402
2511	Manufacture of structural metal products	25,958	308337	367402
25111	Manufacture of metal frameworks or skeletons for construction and parts thereof (towers, bridges etc.)/ Industrial frameworks in metal (frameworks for blast furnaces, lifting and handling equipment etc.)	194	49800	60100
25112	Manufacture of prefabricated buildings mainly of metal, metal doors, windows and their frames, shutters and gates, room partitions etc.	25,700	258537	307302
25119	Others (Manufacture of structural metal products)	64	-	-
2512	Manufacture of tanks, reservoirs and containers of metal	97	-	-
25121	Manufacture of reservoirs, tanks and similar containers of metal, of types normally installed as fixtures for storage or manufacturing use	62	-	-
25122	Manufacture of metal containers for compressed or liquefied gas	35	-	-
252	Manufacture of weapons and ammunition	51	2040	3570
2520	Manufacture of weapons and ammunition	51	2040	3570
25202	Manufacture of small arms (revolvers, shotguns, light machine guns)	51	2040	3570
259	Manufacture of other fabricated metal products; metalworking service activities	24698	65744	84877
2591	Forging, pressing, stamping and roll-forming of metal; powder metallurgy	35	-	-
25911	Forging, pressing, stamping and roll-forming of metal	35	-	-
2592	Treatment and coating of metals; machining	1,198	-	-
25921	Plating, anodizing etc., heat treatment, deburring, sandblasting, tumbling, cleaning of metals	35	-	-
25922	Colouring and engraving, non-metallic coating, hardening, buffing of metals	78	-	-

Major Indsutry Major Groups		No. of reporting manufacturing units	Value of good purchased for resale during last one year	Value of sales of good spurchased for resale during last one year
PSIC Code	Description			
1	2	4	5	6
25923	Boring, turning, milling, eroding, planning, lapping, broaching, levelling, sawing, grinding, sharpening, polishing, welding, splicing etc. of metalwork pieces	1,005	-	-
25924	Cutting of and writing on metals by means of laser beams	80	-	-
2593	Manufacture of cutlery, hand tools and general hardware	15,634	31146	37637
25931	Manufacture of cutlery	164	-	-
25932	Manufacture of knives and cutting blades, hand tools, non-power-driven agricultural hand tools, saws and saw blades for machines or for mechanical appliances	13,672	25276	30672
25933	Manufacture of padlocks, locks, keys, hinges and the like, hardware for buildings, furniture, vehicles etc.	813	770	1015
25934	Manufacture of other tools of such nature n.e.c.	985	5100	5950
2599	Manufacture of other fabricated metal products n.e.c.	7,831	34598	47241
25991	Manufacture of cans, drums, buckets, boxes, tins and cans for food products, metal cable, plaited bands and similar articles,	4,748	25398	35991
25992	Manufacture of uninsulated metal cable or insulated cable not capable of being used as a conductor of electricity, articles made of wire etc.	143	-	-
25993	Manufacture of screw machine products, nails and pins, bolts, screws, nuts, springs, chains etc.	798	-	-
25994	Manufacture of metal household articles	1,998	9200	11250
25995	Manufacture of metal goods for office use, except furniture	36	-	-
25996	Manufacture of safes, strongboxes, armoured doors etc.	36	-	-
25997	Manufacture of various metal articles	72	-	-
26	Manufacture of computer, electronic and optical products	88	-	-
261	Manufacture of electronic components and boards	14	-	-
2610	Manufacture of electronic components and boards	14	-	-
26101	Manufacture of capacitors, electronic, resistors, electronic, microprocessors, bare printed circuit boards, electron tubes, electronic connectors, integrated circuits	14	-	-
264	Manufacture of consumer electronics	11	-	-
2640	Manufacture of consumer electronics	11	-	-
26404	Manufacture of radio receivers, speaker systems, amplifiers for musical instruments and public address systems	11	-	-
265	Manufacture of measuring, testing, navigating and control equipment; watches and clocks	28	-	-
2652	Manufacture of watches and clocks	28	-	-
26521	Manufacture of watches and clocks, watch and clock cases, components for clocks and watches	28	-	-
267	Manufacture of optical instruments and photographic equipment	35	-	-
2670	Manufacture of optical instruments and photographic equipment	35	-	-
26705	Manufacture of film cameras and digital cameras	35	-	-
27	Manufacture of electrical equipment	2299	1350	1890
271	Manufacture of electric motors, generators, transformers and electricity distribution and control apparatus	765	1350	1890
2710	Manufacture of electric motors, generators, transformers and electricity distribution and control apparatus	765	1350	1890
27101	Manufacture of distribution electric / arc-welding transformers / substation transformers for electric power distribution	11	-	-
27102	Manufacture of transmission and distribution voltage regulators / electric motors / power generators / prime mover generator sets / armatures etc.	54	-	-

Major Indsutry Major Groups		No. of reporting manufacturing units	Value of good purchased for resale during last one year	Value of sales of good spurchased for resale during last one year
PSIC Code	Description			
1	2	4	5	6
27103	Manufacture of power circuit breakers / surge suppressors / control panels for electric power distribution / electrical relays etc.	432	-	-
27104	Manufacture of duct for electrical switchboard apparatus / electric fuses / power switching equipment / electric power switches	126	1350	1890
27109	Others (Manufacture of electric motors, generators, transformers and electricity distribution and control apparatus)	142	-	-
273	Manufacture of wiring and wiring devices	623	-	-
2732	Manufacture of other electronic and electric wires and cables	224	-	-
27320	Manufacture of insulated wire and cable, made of steel, copper, aluminium	224	-	-
2733	Manufacture of wiring devices	399	-	-
27331	Manufacture of bus bars, electrical conductors, GFCI (ground fault circuit interrupters), lamp holders, coils, switches/ boxes for electrical wiring, electrical outlets and sockets, electrical conduit and fitting etc.	333	-	-
27333	Manufacture of plastic non current-carrying wiring devices including plastic junction boxes, face plates, and similar, plastic pole line fittings etc.	66	-	-
274	Manufacture of electric lighting equipment	177	-	-
2740	Manufacture of electric lighting equipment	177	-	-
27401	Manufacture of lamps, fixtures and bulbs, ceiling lighting fixtures, chandeliers, table lamps, flashlights, electric insect lamps, lanterns, spotlights etc.	177	-	-
275	Manufacture of domestic appliances	76	-	-
2750	Manufacture of domestic appliances	76	-	-
27501	Manufacture of domestic electric appliances (see description for detail)	60	-	-
27503	Manufacture of domestic non-electric cooking and heating equipment	16	-	-
279	Manufacture of other electrical equipment	658	-	-
2790	Manufacture of other electrical equipment	658	-	-
27902	Manufacture of uninterruptible power supplies (UPS), power supplies	556	-	-
27905	Manufacture of electrical welding and soldering equipment, including hand-held soldering irons	60	-	-
27909	Manufacture of other electrical equipment n.e.c.	42	-	-
28	Manufacture of machinery and equipment n.e.c.	4144	15487	18414
281	Manufacture of general-purpose machinery	1062	135	180
2811	Manufacture of engines and turbines, except aircraft, vehicle and cycle engines	638	-	-
28112	Manufacture of turbines and parts thereof, boiler-turbine sets, turbine-generator sets etc.	638	-	-
2813	Manufacture of other pumps, compressors, taps and valves	118	-	-
28131	Manufacture of air or vacuum pumps, air or other gas compressors	108	-	-
28134	Manufacture of industrial taps and valves, including regulating valves and intake taps, sanitary taps and valves, heating taps and valves, hand pumps etc.	10	-	-
2814	Manufacture of bearings, gears, gearing and driving elements	28	-	-
28143	Manufacture of gears, gearing and gear boxes and other speed changers, clutches & shaft couplings, flywheels & pulleys, power transmission chain etc.	28	-	-
2815	Manufacture of ovens, furnaces and furnace burners	105	-	-
28152	Manufacture of permanent mount electric heaters, non-electric household heating equipment etc.	105	-	-
2818	Manufacture of power-driven hand tools	46	135	180

Major Indsutry Major Groups		No. of reporting manufacturing units	Value of good purchased for resale during last one year	Value of sales of good spurchased for resale during last one year
PSIC Code	Description			
1	2	4	5	6
28180	Manufacture of hand tools, with self-contained electric or non-electric motor or pneumatic drive (see note for detail)	46	135	180
2819	Manufacture of other general-purpose machinery	127	-	-
28191	Manufacture of industrial refrigerating or freezing equipment, air-conditioning machines, non-domestic fans etc.	28	-	-
28193	Manufacture of filtering or purifying machinery and apparatus for liquids, equipment for projecting, dispersing or spraying liquids or powders	60	-	-
28199	Manufacture of other general-purpose machinery n.e.c.	39	-	-
282	Manufacture of special-purpose machinery	3082	15352	18234
2821	Manufacture of agricultural and forestry machinery	1,440	13480	15849
28211	Manufacture of tractors used in agriculture and forestry	50	-	-
28214	Manufacture of agricultural machinery for soil preparation, planting or fertilizing	617	13480	15849
28215	Manufacture of harvesting or threshing machinery	489	-	-
28217	Manufacture of spraying machinery for agricultural use	168	-	-
28219	Manufacture of diverse agricultural machinery n.e.c.	116	-	-
2822	Manufacture of metal-forming machinery and machine tools	677	1872	2385
28222	Manufacture of machine tools for turning, drilling, milling, shaping, planning, boring, grinding etc.	147	-	-
28224	Manufacture of punch presses, hydraulic presses, hydraulic brakes, drop hammers, forging machines etc.	35	-	-
28227	Manufacture of parts and accessories for the machine tools listed above	495	1872	2385
2823	Manufacture of machinery for metallurgy	3	-	-
28232	Manufacture of metal-rolling mills and rolls for such mills	3	-	-
2825	Manufacture of machinery for food, beverage and tobacco processing	20	-	-
28256	Manufacture of machinery for the extraction or preparation of animal or vegetable fats or oils	20	-	-
2826	Manufacture of machinery for textile, apparel and leather production	917	-	-
28262	Manufacture of auxiliary machines or equipment for textile machinery	850	-	-
28264	Manufacture of machinery for fabric processing	18	-	-
28266	Manufacture of sewing machines	49	-	-
2829	Manufacture of other special-purpose machinery	25	-	-
28296	Manufacture of diverse special-purpose machinery and equipment	25	-	-
29	Manufacture of motor vehicles, trailers and semi-trailers	4994	1275	1700
291	Manufacture of motor vehicles	134	-	-
2910	Manufacture of motor vehicles	134	-	-
29103	Manufacture of other motor vehicles	134	-	-
292	Manufacture of bodies (coachwork) for motor vehicles; manufacture of trailers and semi-trailers	670	-	-
2920	Manufacture of bodies (coachwork) for motor vehicles; manufacture of trailers and semi-trailers	670	-	-
29201	Manufacture of bodies, including cabs for motor vehicles and outfitting of all types	274	-	-
29202	Manufacture of trailers and semi-trailers	187	-	-
29203	Manufacture of containers for carriage by one or more modes of transport	209	-	-
293	Manufacture of parts and accessories for motor vehicles	4100	1275	1700

Major Indsutry Major Groups		No. of reporting manufacturing units	Value of good purchased for resale during last one year	Value of sales of good spurchased for resale during last one year
PSIC Code	Description			
1	2	4	5	6
2930	Manufacture of parts and accessories for motor vehicles	4,100	1275	1700
29301	Manufacture of diverse parts and accessories for motor vehicles	1,464	-	-
29302	Manufacture of parts & accessories of bodies for motor vehicles, car seats etc.	2,572	1275	1700
29303	Manufacture of motor vehicle electrical equipment	64	-	-
299		90	-	-
2991		60	-	-
29913		60	-	-
2992		30	-	-
29923		30	-	-
30	Manufacture of other transport equipment	1805	3220	3885
309	Manufacture of transport equipment n.e.c.	1805	3220	3885
3091	Manufacture of motorcycles	1,147	1680	1960
30911	Manufacture of motorcycles, mopeds and cycles fitted with an auxiliary engine, engines for motorcycles, sidecars etc.	273	-	-
30912	Manufacture of parts and accessories for motorcycles	874	1680	1960
3092	Manufacture of bicycles and invalid carriages	237	1120	1400
30921	Manufacture of non-motorized bicycles and other cycles, parts and accessories of bicycles etc.	113	-	-
30922	Manufacture of invalid carriages, their parts & accessories, baby carriages etc.	124	1120	1400
3099	Manufacture of other transport equipment n.e.c.	421	420	525
30991	Manufacture of hand-propelled vehicles: luggage trucks, handcarts, sledges, shopping carts etc.	250	-	-
30992	Manufacture of vehicles drawn by animals: sulkies, donkey-carts, hearses etc.	171	420	525
31	Manufacture of furniture	33901	122977	173446
310	Manufacture of furniture	33901	122977	173446
3100	Manufacture of furniture	33,901	122977	173446
31001	Manufacture of chairs and seats, sofas, sofa beds and sofa sets	26,518	88577	116276
31002	Manufacture of special furniture for shops: counters, display cases, shelves etc., for churches, schools, restaurants	191	-	-
31003	Manufacture of office furniture	127	4350	27000
31004	Manufacture of kitchen furniture, furniture for bedrooms etc., cabinets	4,982	23925	24045
31005	Manufacture of laboratory benches, stools and other laboratory seating, laboratory furniture (e.g. cabinets and tables)	439	-	-
31009	Manufacture of other furniture n.e.c.	1,644	6125	6125
32	Other manufacturing	32253	1187513	1367140
321	Manufacture of jewellery, bijouterie and related articles	13672	1180931	1359129
3211	Manufacture of jewellery and related articles	12,915	1180931	1359129
32111	Production of worked pearls	60	-	-
32112	Production of precious and semi-precious stones / diamonds in the worked state	105	525	1050
32113	Manufacture of jewellery, goldsmiths' articles	12,544	1180406	1358079
32114	Manufacture of precious metal watch bands, wristbands, watch straps and cigarette cases etc.	206	-	-

Major Indsutry Major Groups		No. of reporting manufacturing units	Value of good purchased for resale during last one year	Value of sales of good spurchased for resale during last one year
PSIC Code	Description			
1	2	4	5	6
3212	Manufacture of imitation jewellery and related articles	757	-	-
32121	Manufacture of costume or imitation jewellery	757	-	-
322	Manufacture of musical instruments	297	-	-
3220	Manufacture of musical instruments	297	-	-
32202	Manufacture of musical instruments, the sound of which is produced electronically, musical boxes, fairground organs, calliopes etc., instrument parts and accessories	35	-	-
32209	Manufacture of other musical instruments n.e.c.	262	-	-
323	Manufacture of sports goods	11729	-	-
3230	Manufacture of sports goods	11,729	-	-
32301	Manufacture of foot balls	11,217	-	-
32302	Manufacture of rackets, bats	125	-	-
32309	Manufacture of other articles and equipment for sports, outdoor and indoor games, of any material n.e.c.	387	-	-
324	Manufacture of games and toys	466	390	581
3240	Manufacture of games and toys	466	390	581
32401	Manufacture of dolls and doll garments, parts and accessories, action figures, toy animals, musical instruments,	241	-	-
32402	Manufacture of playing cards, games, chess etc.,	3	-	-
32403	Manufacture of coin-operated games, billiards, special tables for games, etc.	21	-	-
32409	Manufacture of other games and toys n.e.c.	201	390	581
325	Manufacture of medical and dental instruments and supplies	2889	6192	7430
3250	Manufacture of medical and dental instruments and supplies	2,889	6192	7430
32501	Manufacture of surgical drapes and sterile string and tissue	1,758	-	-
32502	Manufacture of dental fillings and cements (except denture adhesives), dental wax and other dental plaster preparations	83	6192	7430
32505	Manufacture of medical, surgical, dental or veterinary furniture	206	-	-
32506	Manufacture of dental instruments (including dentists' chairs incorporating dental equipment), orthopaedic and prosthetic devices	605	-	-
32507	Manufacture of bone plates and screws, syringes, needles, catheters, cannulae, etc., artificial teeth, bridges, etc., medical thermometers, bone reconstruction cements	26	-	-
32508	Manufacture of ophthalmic goods, eyeglasses, sunglasses, lenses ground to prescription, contact lenses, safety goggles	15	-	-
32509	Manufacture of other medical and dental instruments and supplies n.e.c.	196	-	-
329	Other manufacturing n.e.c.	3200	-	-
3290	Other manufacturing n.e.c.	3,200	-	-
32901	Manufacture of protective safety equipment	36	-	-
32902	Manufacture of brooms and brushes, including brushes constituting parts of machines, shoe and clothes brushes,	1,413	-	-
32903	Manufacture of pens and pencils of all kinds whether or not mechanical, pencil leads, stamps etc.	1,701	-	-
32909	Others manufacturing n.e.c.	50	-	-
33	Repair and installation of machinery and equipment	6731	65651	71762
331	Repair of fabricated metal products, machinery and equipment	6556	65651	71762

Major Indsutry Major Groups		No. of reporting manufacturing units	Value of good purchased for resale during last one year	Value of sales of good spurchased for resale during last one year
PSIC Code	Description			
1	2	4	5	6
3312	Repair of machinery	1,210	19303	12410
33127	Repair and maintenance of miscellaneous machinery	944	-	-
33128	Repair and maintenance of weighing equipment, vending machines, photocopy machines, calculators, typewriters etc.	131	10483	12230
33129	Repair of other machinery n.e.c.	135	8820	180
3313	Repair of electronic and optical equipment	381	15398	18785
33131	Repair and maintenance of the measuring, testing, navigating and control equipment of group 265	345	15398	18785
33132	Repair and maintenance of irradiation, electro-medical and electrotherapeutic equipment of class 2660	36	-	-
3314	Repair of electrical equipment	3,885	25574	31772
33141	Repair and maintenance of power, distribution, and specialty transformers	146	-	-
33142	Repair and maintenance of electric motors, generators etc	3,100	16810	20354
33143	Repair and maintenance of switchgear and switchboard apparatus, relays and industrial controls, electric lighting equipment, primary and storage batteries etc.	573	8764	11418
33144	Repair and maintenance of current-carrying wiring devices and non current-carrying wiring devices for wiring electrical circuits etc.	66	-	-
3315	Repair of transport equipment, except motor vehicles	549	5376	8794
33153	Repair and maintenance of locomotives and railroad cars (except factory rebuilding or factory conversion)	478	5376	8794
33155	Repair of animal drawn buggies and wagons	71	-	-
3319	Repair of other equipment	531	-	-
33193	Restoring of organs and other historical musical instruments	36	-	-
33199	Repair of other equipment n.e.c.	495	-	-
332	Installation of industrial machinery and equipment	175	-	-
3320	Installation of industrial machinery and equipment	175	-	-
33201	Installation of industrial machinery in industrial plant and industrial process control equipment	175	-	-
RURAL		195189	3324402	3939780
10	Manufacture of food products	23048	1104452	1278694
101	Processing and preserving of meat	111	-	-
1010	Processing and preserving of meat	111	-	-
10103	Production of dried, salted or smoked meat	43	-	-
10104	Production of meat products	43	-	-
10109	Others (Processing and Preserving of meat)	25	-	-
103	Processing and preserving of fruit and vegetables	168	-	-
1030	Processing and preserving of fruit and vegetables	168	-	-
10301	Manufacture of food consisting chiefly of fruit or vegetables/ manufacture of perishable prepared foods of fruit and vegetables, such as: Salads, peeled or cut vegetables, tofu (bean curd)	35	-	-
10303	Manufacture of fruit or vegetable food products	8	-	-
10304	Manufacture of fruit or vegetable juices/ concentrates	70	-	-
10307	Roasting of nuts/ manufacture of nut foods and pastes	55	-	-

Major Indsutry Major Groups		No. of reporting manufacturing units	Value of good purchased for resale during last one year	Value of sales of good spurchased for resale during last one year
PSIC Code	Description			
1	2	4	5	6
104	Manufacture of vegetable and animal oils and fats	1219	15950	18300
1040	Manufacture of vegetable and animal oils and fats	1,219	15950	18300
10401	Manufacture of crude / refined vegetable oils and their processing	416	14800	16650
10402	Manufacture of non-defatted flour or meal of oilseeds, oil nuts or oil kernels	93	-	-
10404	Manufacture of non-edible animal oils and fats/ extraction of fish and marine mammal oils	30	-	-
10405	Production of cotton linters	26	-	-
10406	Production of oilcakes and other residual products of oil production	480	-	-
10409	Others (Manufacture of vegetable and animal oils and fats)	174	1150	1650
105	Manufacture of dairy products	2309	870585	996857
1050	Manufacture of dairy products	2,309	870585	996857
10501	Manufacture of fresh liquid milk, pasteurized, sterilized, homogenized and/or ultra heat treated/ manufacture of milk-based drinks	18	960	1200
10502	Manufacture of cream from fresh liquid milk	75	-	-
10504	Manufacture of butter/ cheese etc.	224	2100	2562
10505	Manufacture of yoghurt	1,028	844893	968807
10506	Manufacture of ice cream and other edible ice/ Manufacture of milk or cream in solid form	757	22632	24288
10509	Others (Manufacture of dairy products)	207	-	-
106	Manufacture of grain mill products, starches and starch products	10171	42640	49757
1061	Manufacture of grain mill products	10,011	42520	49577
10611	Grain milling	8,090	27520	33327
10612	Rice milling	143	15000	16250
10613	Vegetable milling	15	-	-
10614	Manufacture of cereal breakfast foods	29	-	-
10615	Manufacture of flour mixes and prepared blended flour and dough for bread, cakes, biscuits or pancakes	1,381	-	-
10619	Others (Manufacture of grain mill products).	353	-	-
1062	Manufacture of starches and starch products	160	120	180
10621	Manufacture of starches from rice, potatoes, maize etc.	130	120	180
10625	Manufacture of corn oil	30	-	-
107	Manufacture of other food products	9070	175278	213780
1071	Manufacture of bakery products	7,137	155204	189545
10711	Manufacture of bread and rolls	1,040	-	-
10712	Manufacture of fresh/ preserved pastry, cakes, pies, tarts etc.	632	7690	9212
10713	Manufacture of rusks, biscuits and other "dry" bakery products/ snack products	1,921	18821	22746
10719	Others (Manufacture of bakery products)	3,544	128693	157587
1072	Manufacture of sugar	127	-	-
10721	Manufacture or refining of sugar and sugar substitutes from the juice of cane, beet, maple and palm etc.	115	-	-
10722	Manufacture of sugar syrups	12	-	-

Major Indsutry Major Groups		No. of reporting manufacturing units	Value of good purchased for resale during last one year	Value of sales of good spurchased for resale during last one year
PSIC Code	Description			
1	2	4	5	6
1073	Manufacture of cocoa, chocolate and sugar confectionery	162	9300	10230
10732	Manufacture of chocolate & chocolate confectionery, sugar confectionery etc.	123	9300	10230
10734	Preserving in sugar of fruit, nuts, fruit peels and other parts of plants	39	-	-
1074	Manufacture of macaroni, noodles, couscous and similar farinaceous products	34	-	-
10741	Manufacture of pastas such as macaroni and noodles etc.	34	-	-
1075	Manufacture of prepared meals and dishes	778	5890	7771
10751	Manufacture of meat or poultry dishes	428	5890	7771
10752	Manufacture of fish dishes, including fish and chips	23	-	-
10753	Manufacture of prepared dishes of vegetables	112	-	-
10759	Others (Manufacture of prepared meals and dishes)	215	-	-
1079	Manufacture of other food products n.e.c.	832	4884	6234
10792	Blending of tea and mate/ manufacture of extracts and preparations based on tea or maté	42	2100	2450
10795	Manufacture of perishable prepared foods, such as sandwiches, fresh pizza	326	-	-
10796	Manufacture of spices, sauces and condiments	121	2490	3570
10797	Manufacture of herb infusions (mint, vervain, chamomile etc.)/ manufacture of extracts and juices of meat, fish, crustaceans or molluscs	17	-	-
10798	Processing of salt into food-grade salt, e.g. iodized salt	110	-	-
10799	Others (Manufacture of food products)	216	294	214
11	Manufacture of beverages	620	-	-
110	Manufacture of beverages	620	-	-
1104	Manufacture of soft drinks; production of mineral waters and other bottled waters	620	-	-
11041	Manufacture of non-alcoholic beverages	20	-	-
11043	Manufacture of soft drinks like lemonade, orangeade, cola, fruit drinks, tonic waters etc.	600	-	-
12	Manufacture of tobacco products	1081	3565	4445
120	Manufacture of tobacco products	1081	3565	4445
1200	Manufacture of tobacco products	1,081	3565	4445
12001	Manufacture of tobacco products and products of tobacco substitutes etc.	1,081	3565	4445
13	Manufacture of textiles	68670	51689	63582
131	Spinning, weaving and finishing of textiles	1818	1530	1938
1311	Preparation and spinning of textile fibres	425	1530	1938
13111	Preparatory operations on textile fibres	70	-	-
13112	Spinning and manufacture of yarn or thread	355	1530	1938
1312	Weaving of textiles	885	-	-
13121	Manufacture of broad woven cotton-type, woollen-type, worsted-type or silk-type fabrics	774	-	-
13129	Others (Weaving of textiles)	111	-	-
1313	Finishing of textiles	508	-	-
13131	Bleaching and dyeing of textile fibres, yarns, fabrics and textile articles, including wearing apparel	400	-	-

Major Indsutry Major Groups		No. of reporting manufacturing units	Value of good purchased for resale during last one year	Value of sales of good spurchased for resale during last one year
PSIC Code	Description			
1	2	4	5	6
13132	Dressing, drying, steaming, shrinking, mending, Sanforizing, mercerizing of textiles and textile articles, including wearing apparel	108	-	-
139	Manufacture of other textiles	66852	50159	61644
1391	Manufacture of knitted and crocheted fabrics	401	1600	1600
13910	Manufacture and processing of knitted or crocheted fabrics etc.	401	1600	1600
1392	Manufacture of made-up textile articles, except apparel	4,269	16560	22586
13921	Manufacture, of made-up articles of any textile material	3,253	-	-
13922	Manufacture of made-up furnishing articles	928	16560	22586
13929	Others (Manufacture of made-up textile articles, except apparel)	88	-	-
1393	Manufacture of carpets and rugs	4,245	160	232
13930	Manufacture of textile floor coverings like carpets, rugs and mats, tiles etc.	4,245	160	232
1394	Manufacture of cordage, rope, twine and netting	1,055	-	-
13941	Manufacture of twine, cordage, rope and cables of textile fibres or strip or the like	445	-	-
13942	Manufacture of knotted netting of twine, cordage or rope including products of rope or netting	610	-	-
1399	Manufacture of other textiles n.e.c.	56,882	31839	37226
13991	Manufacture of labels, badges etc.	363	-	-
13992	Manufacture of tulles and other net fabrics, and of lace and embroidery/ ornamental trimmings	53,692	31839	37226
13999	Others (Manufacture of other textiles)	2,827	-	-
14	Manufacture of wearing apparel	14164	6924	8300
141	Manufacture of wearing apparel, except fur apparel	11922	6905	8262
1410	Manufacture of wearing apparel, except fur apparel	11,922	6905	8262
14101	Manufacture of wearing apparel made of leather or composition leather	30	-	-
14102	Manufacture of other outerwear/ work wear	6,053	6625	7812
14103	Manufacture of underwear and nightwear	61	-	-
14104	Manufacture of babies' garments, tracksuits and others etc.	150	-	-
14105	Manufacture of other clothing accessories such as gloves, belts, shawls, ties, cravats, hairnets etc./ hats and caps	5,494	-	-
14109	Others (Manufacture of wearing apparel, except fur apparel)	134	280	450
143	Manufacture of knitted and crocheted apparel	2242	19	38
1430	Manufacture of knitted and crocheted apparel	2,242	19	38
14301	Manufacture of knitted or crocheted wearing apparel and other made-up articles like pullovers, cardigans, jerseys, waistcoats and similar articles	2,143	19	38
14309	Others (Manufacture of knitting and crocheted apparel)	99	-	-
15	Manufacture of leather and related products	5479	33577	42466
151	Tanning and dressing of leather; manufacture of luggage, handbags, saddlery and harness; dressing and dyeing of fur	204	630	770
1511	Tanning and dressing of leather; dressing and dyeing of fur	58	-	-
15112	Scraping, shearing, plucking, currying, tanning, bleaching and dyeing of fur skins and hides with the hair on	35	-	-
15119	Others (Tanning and dressing of leather, dressing and dying of fur)	23	-	-
1512	Manufacture of luggage, handbags and the like, saddlery and harness	146	630	770

Major Indsutry Major Groups		No. of reporting manufacturing units	Value of good purchased for resale during last one year	Value of sales of good spurchased for resale during last one year
PSIC Code	Description			
1	2	4	5	6
15121	Manufacture of luggage, handbags and the like, of leather, composition leather or any other material	115	630	770
15129	Others (Manufacture of luggage, handbags and the saddlery and harness)	31	-	-
152	Manufacture of footwear	5275	32947	41696
1520	Manufacture of footwear	5,275	32947	41696
15201	Manufacture of footwear for all purposes, of any material, by any process	3,452	32267	40806
15202	Manufacture of leather parts of footwear etc.	585	120	170
15209	Others (Manufacture of footwear)	1,238	560	720
16	Manufacture of wood and of products of wood and cork, except furniture, manufacture of articles of straw and plaiting materials	16751	65139	77478
161	Sawmilling and planning of wood	2917	35080	38146
1610	Sawmilling and planning of wood	2,917	35080	38146
16101	Sawing, planning and machining of wood/ slicing, peeling or chipping logs	2,844	35080	38146
16103	Manufacture of unassembled wooden flooring/ wood wool, wood flour, chips, particles	48	-	-
16109	Others (Manufacture of Sawmilling and planning of wood)	25	-	-
162	Manufacture of products of wood, cork, straw and plaiting materials	13834	30059	39332
1621	Manufacture of veneer sheets and wood-based panels	522	-	-
16211	Manufacture of veneer sheets	62	-	-
16212	Manufacture of plywood, veneer panels and similar laminated wood boards and sheets	49	-	-
16213	Manufacture of particle board and fibreboard/ densified wood etc.	15	-	-
16219	Others (Manufacture of veneer sheets and wood-based panels)	396	-	-
1622	Manufacture of builders' carpentry and joinery	4,527	8	460
16221	Manufacture of wooden goods intended to be used in the construction industry	2,793	8	460
16222	Manufacture of prefabricated buildings, or elements thereof, predominantly of wood/ mobile homes / wood partitions etc.	1,734	-	-
1623	Manufacture of wooden containers	922	3750	5850
16231	Manufacture of packing cases, boxes, crates, drums/ cable-drums etc. of wood	796	3750	5850
16232	Manufacture of pallets, box pallets and other load boards of wood/ manufacture of barrels, vats, tubs and other coopers' products of wood	126	-	-
1629	Manufacture of other products of wood; manufacture of articles of cork, straw and plaiting materials	7,863	26301	33022
16291	Manufacture of various wood products (see detail in description)	3,990	7635	9170
16292	Natural cork processing, manufacture of agglomerated cork / articles of cork etc.	1,845	-	-
16299	Others(Manufacture of other products of wood, manufacture of articles of cork, straw and planting materials)	2,028	18666	23852
17	Manufacture of paper and paper products	483	-	-
170	Manufacture of paper and paper products	483	-	-
1702	Manufacture of corrugated paper and paperboard and of containers of paper and paperboard	483	-	-
17021	Manufacture of corrugated paper and paperboard and their container etc.	59	-	-
17022	Manufacture of sacks, bags, office box files and similar articles of paper	424	-	-
18	Printing and reproduction of recorded media	1898	10575	13667
181	Printing and service activities related to printing	1898	10575	13667

Major Indsutry Major Groups		No. of reporting manufacturing units	Value of good purchased for resale during last one year	Value of sales of good spurchased for resale during last one year
PSIC Code	Description			
1	2	4	5	6
1811	Printing	1,385	4485	6808
18111	Printing of newspapers, magazines and other periodicals	20	-	-
18112	Printing of books and brochures, music and music manuscripts, maps, atlases, posters, advertising catalogues, prospectuses and other printed advertising,	1,050	-	-
18114	Printing of diaries, calendars, business forms and other commercial printed matter, personal stationery and other printed matter by letterpress, offset, photogravure, flexographic and other printing presses, duplication machines, computer printers, emboss	70	575	897
18115	Printing directly onto textiles, plastic, glass, metal, wood and ceramics (except silk-screen printing on textiles and wearing apparel)	125	-	-
18119	Other printing n.e.c.	120	3910	5911
1812	Service activities related to printing	513	6090	6859
18121	Binding of printed sheets	288	1890	2169
18122	Composition, typesetting, phototypesetting, pre-press data input including scanning and optical character recognition, electronic make-up	107	4200	4690
18124	Preparation of plates and dies	60	-	-
18125	Design of printing products e.g. sketches, layouts, dummies etc.	15	-	-
18126	Other graphic activities such as die-sinking or die-stamping, Braille copying, embossing, varnishing and laminating, collating and inseting, creasing	19	-	-
18129	Other (Service activities related to printing)	24	-	-
20	Manufacture of chemicals and chemical products	82	-	-
202	Manufacture of other chemical products	45	-	-
2023	Manufacture of soap and detergents, cleaning and polishing preparations, perfumes and toilet preparations	45	-	-
20232	Manufacture of soap	45	-	-
203	Manufacture of man-made fibres	37	-	-
2030	Manufacture of man-made fibres	37	-	-
20309	Others (Manufacture of man-made fibres)	37	-	-
22	Manufacture of rubber and plastics products	506	-	-
221	Manufacture of rubber products	166	-	-
2211	Manufacture of rubber tyres and tubes; retreading and rebuilding of rubber tyres	62	-	-
22119	Others (Manufacture of rubber tyres and tubes, retreading and rebuilding of rubber tyres)	62	-	-
2219	Manufacture of other rubber products	104	-	-
22191	Manufacture of other products of natural or synthetic rubber (see description for detail)	67	-	-
22192	Manufacture of rubber brushes, pipe stems, combs, hair pins etc.	37	-	-
222	Manufacture of plastics products	340	-	-
2220	Manufacture of plastics products	340	-	-
22201	Manufacture of semi-manufactures and finished plastic products/ plastic articles for the packing of goods	58	-	-
22203	Manufacture of plastic tableware, kitchenware and toilet articles	15	-	-
22209	Manufacture of other diverse plastic products	267	-	-
23	Manufacture of other non-metallic mineral products	3946	11046	15159
231	Manufacture of glass and glass products	24	-	-

Major Indsutry Major Groups		No. of reporting manufacturing units	Value of good purchased for resale during last one year	Value of sales of good spurchased for resale during last one year
PSIC Code	Description			
1	2	4	5	6
2310	Manufacture of glass and glass products	24	-	-
23109	Others (Manufacture of glass and glass products)	24	-	-
239	Manufacture of non-metallic mineral products n.e.c.	3922	11046	15159
2392	Manufacture of clay building materials	1,319	735	1120
23921	Manufacture of non-refractory ceramic hearth or wall tiles, mosaic cubes etc.	295	735	1120
23922	Manufacture of structural non-refractory clay building materials, like ceramic bricks, roofing tiles, pipes, conduits etc./ flooring blocks in baked clay	1,024	-	-
2393	Manufacture of other porcelain and ceramic products	290	-	-
23931	Manufacture of ceramic tableware and other domestic or toilet articles etc.	193	-	-
23939	Manufacture of other porcelain and ceramic products n.e.c.	97	-	-
2395	Manufacture of articles of concrete, cement and plaster	1,739	8655	11636
23951	Manufacture of precast concrete, cement or artificial stone articles and plaster articles for use in construction	865	3925	5530
23952	Manufacture of prefabricated structural components for buildings or civil engineering of cement, concrete or artificial stone	197	-	-
23953	Manufacture of articles of asbestos-cement or cellulose fibre-cement or the like (sheets, panels, tiles,, pipes, troughs, basins, sinks, furniture, frames etc.)	339	4730	6106
23959	Manufacture of other articles of concrete, plaster, cement or artificial stone	338	-	-
2396	Cutting, shaping and finishing of stone	519	1656	2403
23961	Cutting, shaping and finishing of stone for use in construction, in cemeteries, on roads, as roofing etc.	519	1656	2403
2399	Manufacture of other non-metallic mineral products n.e.c.	55	-	-
23991	Manufacture of millstones, sharpening or polishing stones and natural or artificial abrasive products, including abrasive products on a soft base	14	-	-
23992	Manufacture of friction material and unmounted articles thereof with a base of mineral substances or of cellulose	41	-	-
24	Manufacture of basic metals	1381	7015	8859
243	Casting of metals	1381	7015	8859
2431	Casting of iron and steel	1,358	7015	8859
24311	Casting of semi-finished iron products/ casting of iron castings	20	-	-
24319	Others (Casting of iron and steel)	1,338	7015	8859
2432	Casting of non-ferrous metals	23	-	-
24321	Casting of semi-finished products of aluminium, magnesium, titanium, zinc etc.	23	-	-
25	Manufacture of fabricated metal products, except machinery and equipment	19384	128252	164192
251	Manufacture of structural metal products, tanks, reservoirs and steam generators	12608	35629	51165
2511	Manufacture of structural metal products	12,566	35629	51165
25112	Manufacture of prefabricated buildings mainly of metal, metal doors, windows and their frames, shutters and gates, room partitions etc.	12,566	35629	51165
2512	Manufacture of tanks, reservoirs and containers of metal	42	-	-
25121	Manufacture of reservoirs, tanks and similar containers of metal, of types normally installed as fixtures for storage or manufacturing use	42	-	-
252	Manufacture of weapons and ammunition	34	-	-
2520	Manufacture of weapons and ammunition	34	-	-
25202	Manufacture of small arms (revolvers, shotguns, light machine guns)	34	-	-

Major Indsutry Major Groups		No. of reporting manufacturing units	Value of good purchased for resale during last one year	Value of sales of good spurchased for resale during last one year
PSIC Code	Description			
1	2	4	5	6
259	Manufacture of other fabricated metal products; metalworking service activities	6742	92623	113027
2592	Treatment and coating of metals; machining	130	-	-
25923	Boring, turning, milling, eroding, planning, lapping, broaching, levelling, sawing, grinding, sharpening, polishing, welding, splicing etc. of metalwork pieces	130	-	-
2593	Manufacture of cutlery, hand tools and general hardware	2,549	15324	19692
25931	Manufacture of cutlery	302	-	-
25932	Manufacture of knives and cutting blades, hand tools, non-power-driven agricultural hand tools, saws and saw blades for machines or for mechanical appliances	1,677	14724	18892
25933	Manufacture of padlocks, locks, keys, hinges and the like, hardware for buildings, furniture, vehicles etc.	246	600	800
25934	Manufacture of other tools of such nature n.e.c.	324	-	-
2599	Manufacture of other fabricated metal products n.e.c.	4,063	77299	93335
25991	Manufacture of cans, drums, buckets, boxes, tins and cans for food products, metal cable, plaited bands and similar articles,	3,210	2199	2893
25992	Manufacture of uninsulated metal cable or insulated cable not capable of being used as a conductor of electricity, articles made of wire etc.	14	-	-
25993	Manufacture of screw machine products, nails and pins, bolts, screws, nuts, springs, chains etc.	111	-	-
25994	Manufacture of metal household articles	703	75100	90442
25996	Manufacture of safes, strongboxes, armoured doors etc.	17	-	-
25999	Manufacture of other fabricated metal products n.e.c.	8	-	-
27	Manufacture of electrical equipment	254	-	-
271	Manufacture of electric motors, generators, transformers and electricity distribution and control apparatus	82	-	-
2710	Manufacture of electric motors, generators, transformers and electricity distribution and control apparatus	82	-	-
27103	Manufacture of power circuit breakers / surge suppressors / control panels for electric power distribution / electrical relays etc.	46	-	-
27104	Manufacture of duct for electrical switchboard apparatus / electric fuses / power switching equipment / electric power switches	36	-	-
274	Manufacture of electric lighting equipment	32	-	-
2740	Manufacture of electric lighting equipment	32	-	-
27401	Manufacture of lamps, fixtures and bulbs, ceiling lighting fixtures, chandeliers, table lamps, flashlights, electric insect lamps, lanterns, spotlights etc.	32	-	-
275	Manufacture of domestic appliances	24	-	-
2750	Manufacture of domestic appliances	24	-	-
27501	Manufacture of domestic electric appliances (see description for detail)	24	-	-
279	Manufacture of other electrical equipment	116	-	-
2790	Manufacture of other electrical equipment	116	-	-
27901	Manufacture of battery chargers, door opening and closing devices, electrical, bells, tanning beds	54	-	-
27902	Manufacture of uninterruptible power supplies (UPS), power supplies	62	-	-
28	Manufacture of machinery and equipment n.e.c.	860	9390	11513
281	Manufacture of general-purpose machinery	158	-	-
2811	Manufacture of engines and turbines, except aircraft, vehicle and cycle engines	45	-	-
28112	Manufacture of turbines and parts thereof, boiler-turbine sets, turbine-generator sets etc.	45	-	-

Major Indsutry Major Groups		No. of reporting manufacturing units	Value of good purchased for resale during last one year	Value of sales of good spurchased for resale during last one year
PSIC Code	Description			
1	2	4	5	6
2813	Manufacture of other pumps, compressors, taps and valves	83	-	-
28134	Manufacture of industrial taps and valves, including regulating valves and intake taps, sanitary taps and valves, heating taps and valves, hand pumps etc.	83	-	-
2815	Manufacture of ovens, furnaces and furnace burners	30	-	-
28151	Manufacture of electrical and other furnaces, ovens, incinerators, burners etc.	30	-	-
282	Manufacture of special-purpose machinery	702	9390	11513
2821	Manufacture of agricultural and forestry machinery	551	6200	7540
28214	Manufacture of agricultural machinery for soil preparation, planting or fertilizing	504	6200	7540
28215	Manufacture of harvesting or threshing machinery	43	-	-
28219	Manufacture of diverse agricultural machinery n.e.c.	4	-	-
2822	Manufacture of metal-forming machinery and machine tools	90	-	-
28227	Manufacture of parts and accessories for the machine tools listed above	90	-	-
2825	Manufacture of machinery for food, beverage and tobacco processing	61	3190	3973
28257	Manufacture of machinery for the preparation of tobacco and for the making of cigarettes or cigars, or for pipe or chewing tobacco or snuff	61	3190	3973
29	Manufacture of motor vehicles, trailers and semi-trailers	1637	4640	6240
292	Manufacture of bodies (coachwork) for motor vehicles; manufacture of trailers and semi-trailers	590	-	-
2920	Manufacture of bodies (coachwork) for motor vehicles; manufacture of trailers and semi-trailers	590	-	-
29201	Manufacture of bodies, including cabs for motor vehicles and outfitting of all types	379	-	-
29202	Manufacture of trailers and semi-trailers	34	-	-
29203	Manufacture of containers for carriage by one or more modes of transport	177	-	-
293	Manufacture of parts and accessories for motor vehicles	1047	4640	6240
2930	Manufacture of parts and accessories for motor vehicles	1,047	4640	6240
29301	Manufacture of diverse parts and accessories for motor vehicles	86	-	-
29302	Manufacture of parts & accessories of bodies for motor vehicles, car seats etc.	903	4640	6240
29303	Manufacture of motor vehicle electrical equipment	58	-	-
30	Manufacture of other transport equipment	719	1776	3300
309	Manufacture of transport equipment n.e.c.	719	1776	3300
3091	Manufacture of motorcycles	242	1080	2430
30912	Manufacture of parts and accessories for motorcycles	242	1080	2430
3099	Manufacture of other transport equipment n.e.c.	477	696	870
30991	Manufacture of hand-propelled vehicles: luggage trucks, handcarts, sledges, shopping carts etc.	20	-	-
30992	Manufacture of vehicles drawn by animals: sulkies, donkey-carts, hearses etc.	457	696	870
31	Manufacture of furniture	13809	51680	113197
310	Manufacture of furniture	13809	51680	113197
3100	Manufacture of furniture	13,809	51680	113197
31001	Manufacture of chairs and seats, sofas, sofa beds and sofa sets	11,327	32555	91101

Major Indsutry Major Groups		No. of reporting manufacturing units	Value of good purchased for resale during last one year	Value of sales of good spurchased for resale during last one year
PSIC Code	Description			
1	2	4	5	6
31002	Manufacture of special furniture for shops: counters, display cases, shelves etc., for churches, schools, restaurants	358	885	1095
31003	Manufacture of office furniture	32	-	-
31004	Manufacture of kitchen furniture, furniture for bedrooms etc., cabinets	1,465	18240	21001
31005	Manufacture of laboratory benches, stools and other laboratory seating, laboratory furniture (e.g. cabinets and tables)	243	-	-
31009	Manufacture of other furniture n.e.c.	384	-	-
32	Other manufacturing	17993	1827276	2118712
321	Manufacture of jewellery, bijouterie and related articles	17075	1823861	2114668
3211	Manufacture of jewellery and related articles	17,039	1823861	2114668
32111	Production of worked pearls	62	-	-
32112	Production of precious and semi-precious stones / diamonds in the worked state	3	-	-
32113	Manufacture of jewellery, goldsmiths' articles	16,974	1823861	2114668
3212	Manufacture of imitation jewellery and related articles	36	-	-
32121	Manufacture of costume or imitation jewellery	36	-	-
322	Manufacture of musical instruments	27	-	-
3220	Manufacture of musical instruments	27	-	-
32202	Manufacture of musical instruments, the sound of which is produced electronically, musical boxes, fairground organs, calliopes etc., instrument parts and accessories	27	-	-
323	Manufacture of sports goods	106	-	-
3230	Manufacture of sports goods	106	-	-
32301	Manufacture of foot balls	106	-	-
324	Manufacture of games and toys	18	1530	1800
3240	Manufacture of games and toys	18	1530	1800
32409	Manufacture of other games and toys n.e.c.	18	1530	1800
325	Manufacture of medical and dental instruments and supplies	478	1485	1764
3250	Manufacture of medical and dental instruments and supplies	478	1485	1764
32501	Manufacture of surgical drapes and sterile string and tissue	24	-	-
32505	Manufacture of medical, surgical, dental or veterinary furniture	240	-	-
32506	Manufacture of dental instruments (including dentists' chairs incorporating dental equipment), orthopaedic and prosthetic devices	140	-	-
32508	Manufacture of ophthalmic goods, eyeglasses, sunglasses, lenses ground to prescription, contact lenses, safety goggles	56	1485	1764
32509	Manufacture of other medical and dental instruments and supplies n.e.c.	18	-	-
329	Other manufacturing n.e.c.	289	400	480
3290	Other manufacturing n.e.c.	281	400	480
32901	Manufacture of protective safety equipment	49	400	480
32902	Manufacture of brooms and brushes, including brushes constituting parts of machines, shoe and clothes brushes,	232	-	-
3299		8	-	-
32992		8	-	-

Major Indsutry Major Groups		No. of reporting manufacturing units	Value of good purchased for resale during last one year	Value of sales of good spurchased for resale during last one year
PSIC Code	Description			
1	2	4	5	6
33	Repair and installation of machinery and equipment	2424	7407	9977
331	Repair of fabricated metal products, machinery and equipment	2407	6812	9059
3311	Repair of fabricated metal products	54	-	-
33119	Repair of other fabricated metal products n.e.c.	54	-	-
3312	Repair of machinery	1,095	78	104
33127	Repair and maintenance of miscellaneous machinery	939	78	104
33129	Repair of other machinery n.e.c.	156	-	-
3313	Repair of electronic and optical equipment	30	600	900
33131	Repair and maintenance of the measuring, testing, navigating and control equipment of group 265	30	600	900
3314	Repair of electrical equipment	803	2294	2895
33141	Repair and maintenance of power, distribution, and specialty transformers	179	864	1026
33142	Repair and maintenance of electric motors, generators etc	554	350	429
33144	Repair and maintenance of current-carrying wiring devices and non current-carrying wiring devices for wiring electrical circuits etc.	70	1080	1440
3315	Repair of transport equipment, except motor vehicles	389	3840	5160
33151	Repair and routine maintenance of ships	2	-	-
33153	Repair and maintenance of locomotives and railroad cars (except factory rebuilding or factory conversion)	360	3840	5160
33155	Repair of animal drawn buggies and wagons	27	-	-
3319	Repair of other equipment	36	-	-
33199	Repair of other equipment n.e.c.	36	-	-
332	Installation of industrial machinery and equipment	17	595	918
3320	Installation of industrial machinery and equipment	17	595	918
33202	Installation of other industrial equipment like communications equipment, mainframe and similar computers, irradiation and electro-medical equipment etc	17	595	918