PAKISTAN BUREAU OF STATISTICS
Government of Pakistan

MONTHLY BULLETIN OF STATISTICS

2014

July

Government of Pakistan
Statistics Division
Pakistan Bureau of Statistics

PBS-22(07/2014) Vol. 62
100

PAKISTAN BUREAU OF STATISTICS
Government of Pakistan

MONTHLY BULLETIN OF STATISTICS

2014

July

Government of Pakistan
Statistics Division
Pakistan Bureau of Statistics

Price Rs. 600.00

P R E F A C E

The Bulletin of Statistics, Monthly Publication of the Pakistan Bureau of Statistics provide important statistics in respect of social, economic and financial sectors of the economy at aggregate as well as sectoral levels. The Bulletin contains data relating to Population, National Accounts, Agriculture, Manufacturing, Prices, Balance of Payments, Public Finance, Education, Energy & Mining, Foreign Economic Assistance, Foreign Trade, Health, Insurance, Labour, Transport & Communication, Social & Culture ect. It also provides different types of indices on agriculture, manufacturing, prices, trade and labour productivity. Charts and graphs have also been provided to selected tables to make the data readily intelligible.

2. The Bulletin contains data on monthly and in some instances on annual basis. The annual data series are on fiscal year basis i.e. from July to June unless otherwise specified. Monthly data series of trade and industry are published with a time lag of 45 days required for data collection, compilation, cleaning, processing, tabulating and printing. Figures may not add up to the totals owing to rounding. Statistics that are compiled in the Pakistan Bureau of Statistics are presented without citation whereas those compiled by other agencies carry a source note below the tables.

3. Efforts have been made to produce this Bulletin as a comprehensive, informative and useful document for decision makers, researchers, planners, economists and other groups of beneficiaries. It is hoped that the users will find this Bulletin useful.

4. Suggestions for further improvement will be highly appreciated and welcomed.

ASIF BAJWA
Chief Statistician

Shahid Rashid
Secretary
Government of Pakistan
Ministry of Finance, Economic Affairs, Revenue,
Statistics & Privatization,
Statistics Division

Statistics House
21-Mauve Area,
G-9/1, Islamabad.

Tel : 051-9106500
Fax: 051-9106502
E-mail: secretary@pbs.gov.pk.

Asif Bajwa
Chief Statistician
Government of Pakistan
Pakistan Bureau of Statistics

Statistics House
21-Mauve Area,
G-9/1, Islamabad.

Tel : 051-9106514 - 051-9106515
Fax: 051-9106561
E-mail: pbs@pbs.gov.pk

PAKISTAN BUREAU OF STATISTICS
STATISTICS HOUSE, 21-MAUVE AREA
G-9/1 - ISLAMABAD
Website: www.pbs.gov.pk.

		Office	Residence
Mr. Munir Ahmed Aslam	Deputy Director General	051-9106555 Fax:051-9106556	051-4447403 051-2275892
Dr. Bahrawar Jan	Deputy Director General	051-9106550 051-2304728	051-2255105
Mr. Ayazuddin	Deputy Director General	051-9106552	051-9242232
Mr. Ismail Khan	Deputy Director General	051-9106558	051-9101009
Mr. Mumtaz-ud-Din	Director	051-9106570	051-2822630
Mr. Ghulam Muhammad	Director	051-9106554	--
Mr. Muhammad Akram Assi	Director	051-9106573	051-2101198
Mr. Shuakat Ali Khan	Director	051-9106557	--
Mr. Fazil Mehmood Baig	Director	051-9106575	0333-5159850
Mr. Atiq-ur-Rehman	Director	051-9106546	0346-9579700
Mr. Munwar Ali Ghanghro	Director	051-9106554	0333-7145366
Mrs. Rabia Awan	Director	051-9106581	051-4444696

TRAINING WING

Mr. Innocent Dilbar Feroz	Director	051-9205390 Fax:051-9205390	--

PAKISTAN BUREAU OF STATISTICS
1-B, SINDHI MUSLIM COOPERATIVE HOUSING SOCIETY
KARACHI – 74400
E-mail: khifbs@khi.comsats.net.pk

Mr. Iqbal Ahmed Bablani	Provincial Census Commissioner	Ph: 021-34523819 021-34526500 Fax:021-34523004	021-99250900
Mr. Farooq Ahmed	Joint Census Commissioner	Ph:021-34559615 Fax:021-34545031	--
Mr. Muhammad Ali Shaikh	Director	021-34384281	021-35486845
Mrs. Farhat Moosa	Director	021-34554436	021-34984687
Syed Muhammad Shafay	Director	021-34550257	--
Ms. Rana Sami	Director	--	021-36672794 0333-2826376

PAKISTAN BUREAU OF STATISTICS
USAID BUILDING GURU MANGAT ROAD
GULBERG-III, LAHORE
E-maill: lhrfbs@lhr.comsats.net.pk

Mr. Rana Iqbal	Director	042-99263267 Fax:042-99263267	--

(Regional Ofifice) LAHORE

Mr. Javed Iqbal	Chief Statistical Officer	042-99263266 Fax:042-99263266	-- --

(Regional Office) KARACHI

Mr. Khalid Rauf Shaikh	Chief Statistical Officer	021-34557933 Fax:021-34557933	0308-2768316

(Regional Office) PESHAWAR

Mr.Sher Rahman	Chief Statistical Officer	091-9213097 Fax:091-9213098	0333-9365032

(Regional Office) QUETTA

Mr. Anwar Ahmed	Statistical Officer (Incharge)	081-9239804 Fax:081-9239804	0300-2528713

(Presentation, Reproduction & Printing) KARACHI

Mr. Shakeel Qadeer	Chief System Analyst (Incharge R.P. Unit)	021-34388435	021-35836029
Mr. Muhammad Amin Ansari	Statistical Officer (Incharge P.P. Section)	021-34384296	0346-2155317

CONTENTS

**	KEY INDICATORS		III
**	EXPLANATORY NOTES		V
1.	BALANCE OF PAYMENT		
	1.1	Country wise Workers Remittances	01
	1.2	Month wise Workers Remittances	02
	1.3	Exchange Rates Pak. Rupees in Terms of one Unit of Foreign Currency	03
2.	CLIMATE		
	2.1	Temperature at Selected Stations	05
	2.2	Rainfall at Selected Stations	07
3.	ENERGY & MINING		
	3.1	Production of Crude Oil	09
	3.2	Production of Natural Gas	12
	3.3	Production of Crude Oil, Natural Gas and Electricity	15
	3.4	Mineral Production	16
4.	HEALTH		
	4.1(a)	Monthly Immunization Coverage Number of Doses Administered (0-11 month) Children	19
	4.1(b)	Monthly Immunization Coverage Number of Doses Administered (12-23 months) Children	20
	4.1(c)	Monthly Immunization Coverage Number of T.T Doses Administered to Women	22
	4.2	Monthly Report of HIV Treatment Centre	23
	4.3(a)	Registered Veterinary Medical Practitioner with PVMC	23
	4.3(b)	Registered Animal Husbandry Graduate with PVMC	23
	4.4	Tuberculosis Report (FTI)	24
5.	MANUFACTURING		
	5.1	Quantum Index Numbers of Large-scale Manufacturing Industries	25
	5.2	Production of Manufacturing Items	27
6.	MONEY & CREDIT		
	6.1	Reserve Money	41
7.	PRICE		
	7.1	Price Indices (General) with Percentage Change	43
	7.2	Combined Sensitive Price Indicator (SPI) by Quantile	44
	7.3	Combined Consumer Price Index Numbers by Commodity Groups	45
	7.4	Consumer Price Index Numbers by Major Groups and Selected Commodities	46
	7.5	Combined Consumer Price Index Numbers by Quantile and Major Commodity Groups	48
	7.6	Combined Consumer Price Index Numbers by Quantile, Major Commodity Group for Selected Cities	49
	7.7	Combined Consumer Price Index Numbers by Income Group/City and Commodity Group for all Centres Covered in CPI	52
	7.8	Index Numbers of Wholesale Prices by Commodity Groups	53
	7.9	Index Numbers of Wholesale Prices by Commodities	54
	7.10	Intercity Wholesale Prices of Selected Commodities	64
	7.11	Intercity Consumer Prices	108

Contd.

8. PUBLIC FINANCE

8.1	Customs Revenue Receipts	153

9. SOCIAL

9.1	Data on Traffic Accidents	157
9.2	Data on Telecommunication	160
9.3	Visitors at Archaeological Museums in Pakistan	161
9.4	Visitors at Heritage Sites in Pakistan	162

10. TRADE

10.1	Value of Foreign Trade	163
10.2	Exports by Commodity/Group	164
10.3	Imports by Commodity/Group	166
10.4	Exports of Selected Commodities in Dollars	167
10.5	Exports of Selected Commodities in Rupees	169
10.6	Imports of Selected Commodities in Dollars	171
10.7	Imports of Selected Commodities in Rupees	174
10.8	Exports by Economic Categories (Summary)	176
10.9	Exports by Economic Categories (Details)	177
10.10	Imports by Economic Categories (Summary)	178
10.11	Imports by Economic Categories (Details)	179
10.12	Exports by Areas and Countries/Territories	254
10.13	Re-exports by Areas and Countries/Territories	259
10.14	Imports by Areas and Countries/Territories	262
10.15	Re-imports by Areas and Countries/Territories	267
10.16	Annual and Quarterly Terms of Trade and Unit Value Indices of Exports and Imports (1990-91=100)	268
10.17	Index Numbers of Unit Value of Exports by Groups (1990-91=100)	269
10.18	Index numbers of unit value of imports by groups (1990-91=100)	270
10.19	Index Numbers of Quantum of Exports by Groups (1990-91=100)	271
10.20	Index Numbers of Quantum of Imports by Groups (1990-91=100)	272
10.21	Trade in Services (Summary)	273
10.22	Export of Services by Sector (Detail) Monthly	274
10.23	Export of Services by Sector (Detail) Cumulative	276
10.24	Import of Services by Sector (Detail) Monthly	277
10.25	Import of Services by Sector (Detail) Cumulative	279

Regional and Field Offices of Pakistan Bureau of Statistics

Symbols, Abbreviations and Conversions

Selected Publications of Pakistan Bureau of Statistics

Sale Centres where PBS Publications are available

KEY INDICATORS

YEARLY

ECONOMIC INDICATORS

(2013- 2014)

1		Inflation	8.66%
2		Balance of Trade	(-) $ 19.963 billion
3		Value of Exports	$ 25.110 billion
4		Value of Imports	$ 45.073 billion
5		Total Workers Remittances	Rs.15832.25 million
6		Reserve Money	Rs.2861256 million
7		Currency in Circulation	Rs.2177873 million
8		Consumer Price Index (CPI with Base 2007-2008)	189.58%
9		Agricultural Sector Growth	2.12%
10		Industrial Sector Growth	5.84%
11		Services Sector Growth	4.29%
12		GDP Growth Rate at Basic Prices (Economic Growth Rate)	4.14%
13		GNI Growth Rate(constnt prices)	5.78%
14		Per Capita Income	$ 1387
15		Large Scale Manufacturing Sector (LSMI) Growth	3.92%
16		Quantum Index Number (LSMI with Base 2005-2006)	121.60
17		Imports Duty	Rs.233783.87 million
18		Exports Duty	Rs.475.78 million
19		Foreign Exchange Reserves	$ 10047 million
20	*	Overall Balance of Payment Surplus/Deficit	$ -3843 million

SOCIAL INDICATORS

1	**	Population (2013)	184.35 million
		Male	95.29 million
		Female	89.06 million
2		Natural Growth Rate (PDS- 2007)	1.88%
3	**	Population Growth Rate (2013)	1.97%
4		Dependency Ratio (PDS-2007)	81.5
5	***	Mean Size of Household (2012-13)	6.3

* BOP as per BPM6 in million USD.
** Economic Survey
*** PSLM Survey

Contd.

MONTHLY

ECONOMIC INDICATORS

May, 2014

1	Value of Exports	$ 2112.850 million
2	Value of Imports	$ 3669.743 million
3	Balance of Trade	(-)$ 1556.893 million

June, 2014

1	Growth in Quantum Index Manufacturing (LSMI)	0.23%
2	Quantum Index of Manufacturing (LSMI with Base 2005-2006)	115.12
3	Imports Duty	Rs.30091.19 million
4	Consumer Price Index (CPI with Base 2007-08)	194.74
5	Wholesale Price Index (WPI with Base 2007-08)	214.60
6	Sensitive Price Indicator (SPI with Base 2007-08)	203.07
7	Growth Rate	
	A. CPI	0.61%
	B. WPI	1.37%
	C. SPI	1.11%
8	Reserve Money	Rs.2861256 million
9	Currency in Circulation	Rs.2177873 million
10	Exchange Rate of Pak Rupees in terms of one unit US Dollar	1 $ =Rs.98.4679
11	Total Workers Remittances (Including Hajj & War compensation)	$ 1499.28 million

Source: i) Pakistan Bureau of Statistics.
ii) State Bank of Pakistan.
iii) Economic Survey of Pakistan.

EXPLANATORY NOTES

1. BALANCE OF PAYMENT

1.1 Foreign exchange received from different countries remittances by the workers who are working abroad including Hajj and War compensation Table 1.1 shows country-wise remittance and Table 1.2 shows month-wise remittance.

1.2 Data on Balance of Payment are collected from State Bank of Pakistan. The table 1.3 shows the managed floating exchange rate system based on trade weighted currency, which was introduced in 1982 following the de-linking of Pakistan from U.S. Dollars. The table also contains Pak. Rupees value in terms of one unit of foreign currency.

2. CLIMATE

2.1 Temperature and rainfall data are collected from Pakistan Meteorological Department. Table 2.1 and 2.2 provides monthly data on temperature and rainfall for selected stations respectively. Mean maximum and mean minimum temperatures are the arithmetic means of daily maximum and minimum temperatures recorded during the month.

2.2 Climatically, Pakistan enjoys a considerable measure of variety. North and northwestern high mountain ranges are extremely cold in winter while the summer months from April to September are very pleasant. The vast plains of the Indus Valley are extremely hot in summer and have cold weather in winter. The coastal strip in the south has a temperate climate. There is general deficiency in the rainfall. In the plains, the annual average ranges from 13 cm. In the northern parts of the lower Indus plains to 89 cm. in the Himalayan region. Rains are moonsoonal in the origin and fall late in summer. Average rainfall is 762 millimeters per annum.

3. ENERGY & MINING

3.1 Source: Monthly mining production data are collected from (a) Provincial Directorates of Mineral Development Departments (b) Directorate General of Petroleum Concessions, Ministry of Petroleum and Natural Resources, Islamabad (Crude oil & Natural gas only). Monthly electricity generation data is collected from WAPDA, KESC, Pakistan Steel and Pakistan Atomic Energy Commission, Islamabad (Nuclear Power) and 16 IPPs (Independent Power Plants), including HUBCO, KAPCO

3.2 Scope and coverage: Mining and quarrying cover only production relating to all minerals whether solid, liquid or gas. It includes breaking, milling, washing, cleaning, grading, dehydration and purification done to minerals extracted or quarried.

3.3 Production data: Mineral data in respect of 32 selected minerals and electricity are published in table 3.3 & 3.4 of Monthly Bulletin of Statistics. Electricity generation data is given with break-up Hydel, Thermal and Nuclear are published in table 3.3 of Monthly Bulletin of Statistics.

3.4 Limitations:- Monthly returns are received from Government Departments/Agencies with a time lag of about 2 to 3 months. In some cases time-lag is even larger. Due to non-receipt of data from source agencies, some data is being estimated by this Bureau. On receipt of final data, revised figures are incorporated in the Bulletin in due course. Efforts are, however, being made to

further improve the quality, coverage and reduce time-lag of mining statistics series compiled and released by Pakistan Bureau of Statistics.

4. HEALTH

4.1 Contains data on infants under one year in table 4.1(a) and for one to two years in table 4.1(b) for immunization coverage i.e. Bacillus of Calmette & Guerin (BCG). Oral Polio Vaccine (OPV 1-3), Pentavalent (1-3) Measles (1) 4.1(c) Contains data on immunization coverage for pregnant women, Childbearing age women in administrated Tetanus Toxiod.

4.2 Monthly Report of HIV Treatment Centres.

4.3(a) Contain data on Registered Veterinary Medical Practitioners with Pakistan Veterinary Medical Council.

4.3(b) Contain data on Registered Animal Husbandry graduates with Pakistan Veterinary Medical Council.

4.4 Contain quarterly data on Tuberculosis Report, No. of New Cases, CDRSS+, Total T. B. Cases, CRD All type T.B. Cases % Treatment success data (TSR) provided by National T.B. Control Program.

5. MANUFACTURING

5.1 Currently Quantum Indices are being computed with 2005.06 as base. The index series covers 112 items contributing 70.332% of value added on the basis of 2005-06 Census of Manufacturing Industries (CMI) results.

5.2 A brief description about the scope, sources of data, weighting system, formula used for computation of the index series is given below:-

(a) Scope: The index is designed to measure changes in physical out-put for the Large Scale Manufacturing Industries.

(b) Sources of Data: The production data used for the computation of indices are received from Ministry of Industries & Production, Provincial Bureaus of Statistics. OCAC and Associations etc.

(c) Weights: The weights have been derived on the basis of 2005-06 CMI value added at factor cost (gross value of production less industrial cost less indirect taxes plus subsidies) including the results of the non-response CMI survey. In deriving the weights the total value added for Pakistan has been taken to be 100 and the weights at industry level have been taken as percentage of this total whereas weights at items level have been derived on the basis of their relative value of production in the industries to which these items belong. However, in case where only one item has been selected the whole weight of that industry has been assigned to that selected item only.

(d) Formula used: Laspeyre's formula has been used for computation of Index numbers which is given below:-

$$I_n = \frac{\sum q_n p_o}{\sum q_o p_o} \times 100 = \frac{\sum \frac{q_n}{q_o} q_o p_o}{\sum q_o p_o} \times 100 = \frac{\sum \frac{q_n}{q_o} W}{\sum W} \times 100$$

Where In = quantum index number for the current period, q_0 & p_0 represent the quantity and prices respectively of the items in the base period, q_n is the quantity in the current period, W is the weight of an item and W=100.

5.3 Production data in most of the cases are collected through voluntary co-operation of various government and non-government agencies. Production data of some items are also collected by Pakistan Bureau of Statistics directly from the factories. Since most data are collected from other sources, which need considerable time for reconciliation of the data, therefore, upto-date figures in respect of many items cannot be published although Pakistan Bureau of Statistics makes all possible efforts for timely publication. Further, the data received from other sources are sometimes revised by the sources concerned without the knowledge of Pakistan Bureau of Statistics. There is, therefore,

possibility that in some cases, the data published by Pakistan Bureau of Statistics may vary from those published by original sources.

6. MONEY & CREDIT

6.1 It is an indicator used to measure liquidity in the economy and includes currency in circulation, other deposits with State Bank of Pakistan, currency in tills of scheduled Bank's and bank deposits with State Bank of Pakistan.

7. PRICES

(a) Wholesale Price Indices

7.1 Pakistan Bureau of Statistics collects wholesale prices of the most of the items includes in the index through their own filed staff regularly. Prices are also collected from government departments and private agencies o voluntary basis. Besides, some of the quotation is also picked up from trade journals and newspapers. These prices are of different frequencies ranging from weekly to monthly. Most of the quotation relating to agriculture and livestock products are received weekly, some of received on monthly basis while others are received at less frequent intervals. The Price quotations suffer from certain limitations of which lack of gradation or specification replacement method and non-uniformity of definitions deserve attention.

7.2 The series computed with 2007-08 as base covers 112 commodities divided into 5 major Commodity Groups viz (i)Agriculture, Forestry & Fishery-23 (ii) Ores/Minerals, Elec., Gas & Water-4 (iii) Food, Beverages, Tobacco, Textiles, Leather-40 (iv) Other Transportable Goods-26 (v) Metal Product, Machinery & Equipment-19. For most of the commodities, as in old series, more than one specification and more than one market have been used to have average price movement. As a result total number of prices quotations included in the index is 2366. Agriculture Forestry 790, Other/Minerals, Gas & Electricity 27, Food, Beverages, Tobacco Textile Apparel & Leather Products 758, Other Transportable Goods 538 and Metal Product Machinery 253.

7.3 Table 7.10 provides intercity wholesale prices of selected commodities table 7.1 gives consumer and wholesale price indices (General) with percentage change and 7.8 give index numbers of Wholesale Prices by commodity groups and table 7.9 gives index number of selected commodities with base 2007-08.

(b) Consumer Price Indices

7.4 The price of each commodity has been expressed in terms of a specific unit in which its retail transaction usually takes place. However, in some cases such as ready-made and second-hand garments, furniture & furnishing etc., it is difficult to express the prices in standard units in standard units in terms of quality which can result in wide fluctuation in price quotations. Depending upon the size of each city, 1 to 13 markets have been selected from where the prices are obtained by price collectors employed by the Bureau. The prices published in this Bulletin goods & services are quoted through schedules of different periodicities. Prices for mainly basic items of consumption are collected monthly. Turnip, Radish, Cabbage, Brinjal, Pumpkin, Bottle-Gourd, Spinach, Tinda, Arvi, Cauliflower, Lady Finger, Peas, Turai, Karaila, Carrot, Malta, Kinnu, Musk-Melon, Water-Melon, Sweet-Melon, Aloocha, Grapes, Mango, Pomegrante and Guava have been considered as seasonal items and their prices have not been quoted for the period of their non-availability.

7.5 The series of consumer price index with base 2007-08 covers 487 items of consumer goods and services. The expenditure weights for the series were derived on the basis of Family Budget Survey conducted for the period of 2007-08 in 65 urban cities out of which 40 urban cities are being covered in CPI namely Islamabad, Rawalpindi, Attock, Jehlum, Lahore, Sahiwal, Gujranwala, Wazirabad, Sialkot, Faisalabad, Jhang, Multan, Muzaffargarh, D.G. Khan, Vehari, Sargodha, Mianwali, Bhawalpur, Bahawalnagar, R.Y. Khan, Karachi, Hyderabad, Nawabshah, Mirpurkhas, Mithi, Sukkur, Larkana, Dadu, Peshawar, Mardan, Abbotabad, Bannu, D.I. Khan, Mingora, Quetta, Turbat, Gawadar, Ioralai, Khuzdar and Dera Murad Jamali. The survey covered 05 quintiles/income groups i.e. upto Rs. 8000/-, Rs. 8001/- to Rs.12000/-, Rs.

12001/- to Rs.18000/-, Rs. 18001/- to 35000/- and above Rs. 35000/-. The series have twelve major commodity groups such as (1) Food & Non-alcoholic Beverages (2) Alcoholic Beverages & Tobacco (3) Clothing & Footwear (4) Housing water, Electricity Gas & Fuels (5) Furnishing & Household Equipments Maintenance (6) Health (7) Transport (8)

Communication (9) Recreation & Culture (10) Education (11) Restaurants & Hotels (12) Miscellaneous Goods & Services.

7.6 In 2007-08 as a base, house rent is calculated on the real rental value and collected on quarterly basis.

7.7 Some of the limitation of consumer prices are given below:

i) Prices are mainly collected from shops located in selected markets and genrally exclude small retailer in residential areas. Accordingly, price differentials, if any are not accounted for.
ii) Prices collected are those which are quoted by the shops-keepers and do not take into account the elements of discounts.
iii) Prices are not weighted by either quantum of sales by the number of stores in all the markets covered in a particular city.
iv) Since all food items are not graded, it is almost impossible to maintain standard list.
v) Due to frequent changes in the specification of some commodities like cloth, it occasionally becomes difficult to maintain continuity of quotations which results in data gaps.

7.8

(i) Table 7.1 provides price indices (General) with percentage (2007-08=100).

(ii) Table 7.2 provides combined sensitive price indicator (SPI) by income groups (2007-08).

(iii) Table 7.3 provides combined consumer price index number by commodity groups (all urban) (2007-08=100).

(iv) Table 7.4 provides consumer price index by major groups and selected commodity (2007-08 =100).
(v) Table 7.5 provides consumer price index by income groups and commodity groups (2007-08 =100).
(vi) Table 7.6 provides consumer price index number by income groups and selected cities (2007-08 =100).
(vii) Table 7.7 provides combined consumer price index by income groups/cities and commodity groups for all centers covered in CPI.
(viii) Table 7.8 provides index number of wholesale prices by commodity groups (2007-08 =100).
(ix) Table 7.9 provides index number of wholesale prices by commodities (2007-08 =100).
(x) Table 7.10 provides intercity wholesale prices of selected commodities.
(xi) Table 7.11 provides inter-city consumer prices.

8. PUBLIC FINANCE

8.1 The table shoes revenue receipts from customs duties on imports according to budgetary minor and sub-heads and from exports. Net Customs receipts are inclusive of share of the provinces. “Drawback” means an amount paid back from a charge previously made; especially a certain amount of excise or import duty remitted when the commodities on which it has been paid are exported.

9. SOCIAL

9.1 Table 9.1 Contains :data on Road Accidents registered with the Police authorities. Road accidents classified under the heading, “Fatal and Non-Fatal”. Railway accidents, Air crashes, Electrocutions etc. are not included. Fatal accidents refer to those where the death occurred on the spot or where the victim succumbed to injuries later on.

Non-fatal accidents refer to those in which no person was killed but in which one or more persons were seriously or slightly injured or property damaged.

9.2 Contains data on Telecommunication i.e. distribution of Cellular mobile subscribers.

9.3 Table 9.3 and 9.4 Contain data on visitors i.e. National & Foreigner who visited the Museums/Archaeological Sites during the month.

10. FOREIGN TRADE

10.1 Foreign Trade Statistics refer to the movement of goods into and out of the customs area of Pakistan includes imports, re-imports, exports and re-exports carried through sea, land and air routes. Bill of entry in case of imports and shipping bill in case of exports, which have been modified/revised as name of "Goods Declaration (GD)" is the basic document used in the compilation of Foreign Trade of Statistics. The Exporters/Importers or their agents have to submit to the customs authorities "Goods Declaration (GD)" for each consignment of imports or exports made by them alongwith copies of invoices for necessary clearance. One copy of each of these documents were being collected by the staff of PBS from each & every Sea, air and land custom stations/points in the country but after the atomization of the trade data by the PRAL and CARE System, PBS is getting the Soft copy of the data through, PRAL System who has provided the electronic connectivity of their system to PBS. Now PBS., is downloading the imports/exports data from their system on monthly basis and preparing the tables accordingly. As for as the Trade in Services is concerned, the PBS is getting the Trade in Services data from the State Bank of Pakistan since October, 2006 and preparing the tables on monthly basis.

10.2 Export statistics represent movement of goods out of Pakistan to foreign countries. Re-export statistics represent imported goods subsequently exported to foreign countries without further processing. In export statistics bunker fuels supplied to ships are included according to their colours. Exports by parcel posts are also included. Imported goods subsequently re-exported to foreign countries without further processing were included in export data upto July, 1967 but from August, 1967 onwards re-exports have been eliminated from exports and are presented separately. Exports do not include articles of baggage and personal effects of passengers, currency notes and trade-intransit through Pakistan.

10.3 Imports statistics represent the arrival of goods from foreign countries released by customs authority either directly or from bonded ware-houses and intended for home consumption or for re-exportation. Imports by foreign diplomatic missions are also included in imports. The goods salvaged or disposed off in mid-stream are included as imports from the country according to colour of the ship. Imports by parcel posts have been included since March, 1966. Exports subsequently re-imported from foreign countries without any processing were included in import data upto June, 1969 but from July, 1969 onwards re-imports have been excluded there from and shown separately. Imports figures are exclusive of imports into bond, defence stores, coins, foreign currency notes, articles of baggage and personal effects of passengers and trade-intransit through Pakistan.

10.4 Upto June, 1981 the exports and imports were compiled and published on the basis of Pakistan Trade Classification Revised (PSTC-R) based on Standard International Trade Classification Revised (SITC-R) of the United Nations. The PSTC-R was at 6 digit level and was comparable with the nomenclature of SITC-R upto 4 digit level. The United Nations further revised SITC-R due to changes in the pattern and direction of international trade and called it as SITC-R 2. Hence to maintain international comparability and better recording of trade statistics, this Bureau also revised its PSTC-R on the basis of SITC-R2 and called it PSTC-R2 which remained into force upto June, 1989. The nomenclatures upto 5 digit level of PSTC-R2 were the same as that of SITC-R2. The sixth and seventh digits were representing details to meet the requirement of the country.

10.5 There were however, a number of users who found the sub-division of CCCN and SITC Revised-2 (and thus PSTC-R2) insufficient for their need. Customs Cooperation Council undertook the responsibility of development and completion of Harmonized Commodity Description and Coding System (HS). The work resulted into revision of CCCN

and expansion of its four digit categories into six-digit heading of Harmonized System (HS). In January, 1981 the Statistical Commission had taken note of the fact that third revision of SITC would have to be made available maintaining the general character and structure of SITC-R2 and taking into account the need for its harmonization with the revision CCCN, ISIC and Central Product Classification. Employing headings of HS as building blocks, the United Nations Statistical Office produced third revision of SITC and got it approved by the Statistical Commission at its twenty third session in February, 1985 with the recommendation that member countries should report international data

on external trade according to Standard International Trade Classification Revision-3. Pakistan Standard Trade Classification has accordingly has revised and introduced from July, 1989. The revised classification (PSTC-R3) has correlation with SITC-R3, HS and PCT. It consists of about 6560 items at 7 digit level. The seven digit commodities have been assembled into 3119 5-digit basic items of SITC-R3 which are further summaried into 1033 sub-groups, 261 groups, 67 division and 10 sections

10.6. In pursuance of recommendation of UN Statistics Division for adoption of Harmonized Commodity Description and Coding System (HS) for compilation and dissemination of external trade statistics by member countries and to cater the need of users, Pakistan Bureau of Statistics in co-operation with Federal Board of Revenue, Pakistan Custom, Ministry of Commerce and Trade Development Authority of Pakistan has adopted the Harmonized commodity description and coding system since July. 2002. The same is being amended regularly as per amendments issued by the World Custom Organization from time to time in consultation with the Federal Board of Revenue and Pakistan Customs. Recent amendments issued by the W.C.O. for the year, 2012 have been incorporated in the Master File of HS/PCT Codes and 8 digit level showing 7004 codes have been prepared from July, 2012.

10.7 New series Quantum and Unit Value indices of exports and imports and the terms of trade with base year 1990-91 on quarterly and annual basis have been introduced in the Monthly Bulletin of Statistics from the month of January, 1998 in table Nos.10.16 to 10.20. The data of imports and exports used in the series cover trade by sea, land and air whether on Government, Semi-Government or private account. The series have nine groups for import and eight groups for export indices. In export 734 items covering 96.48% of the total exports and in import 1198 items covering 85.73% of the total imports have been selected. The Formula used in computation of these indices is Laspeyers in its original form. For computation of annual indices simple arithmetic average of the quarterly indices is made.

1. BALANCE OF PAYMENT

1.1 Country Wise Workers Remittances
(Including Hajj and War Compensation)

(Provisional)
(Million US Dollars)

Item	Jun, 2013	Jul, 2013	Aug, 2013	Sep, 2013	Oct, 2013	Nov, 2013	Dec, 2013	Jan, 2014	Feb, 2014	Mar, 2014	Apr, 2014	May, 2014	Jun, 2014
I. Cash	1166.19	1404.39	1232.88	1283.41	1347.67	1129.70	1384.71	1245.97	1209.54	1337.25	1311.83	1438.36	1499.28
1 USA	179.96	233.06	215.54	173.87	225.25	174.40	223.96	193.09	184.59	194.82	206.15	214.74	222.34
2 UK	171.94	221.93	197.81	190.09	197.08	155.13	177.09	169.67	156.23	166.46	166.07	181.04	200.82
3 Saudi Arabia	353.18	410.73	321.77	373.58	353.46	334.10	410.01	393.27	368.73	425.53	415.09	451.14	471.88
4 UAE	218.60	252.41	254.37	276.03	276.48	236.29	275.12	214.21	240.37	262.00	233.97	290.91	295.63
Dubai	104.33	112.92	128.40	149.25	143.37	121.02	139.92	95.14	117.39	132.08	107.00	148.90	153.31
Abu Dhabi	111.44	134.30	121.71	121.65	127.63	111.67	131.24	115.94	120.00	126.44	124.17	138.79	138.66
Sharjah	2.74	5.09	4.21	5.03	5.24	3.50	3.87	3.01	2.81	3.35	2.68	3.07	3.57
Other	0.09	0.10	0.05	0.10	0.24	0.10	0.09	0.12	0.17	0.13	0.12	0.15	0.09
5 Other GCC Countries	138.18	161.44	134.15	151.24	157.32	128.18	165.05	151.09	144.92	164.03	169.67	164.01	168.62
Bahrain	23.00	30.86	23.72	25.43	26.18	20.78	24.86	25.18	23.22	30.33	35.60	28.79	23.83
Kawait	54.16	57.04	54.39	56.76	57.99	47.89	61.72	54.54	52.40	58.95	56.57	58.02	65.12
Qatar	26.14	32.26	23.31	29.75	27.93	23.40	29.80	25.73	25.96	27.76	28.50	26.80	27.84
Oman	34.88	41.28	32.73	39.30	45.22	36.11	48.67	45.64	43.34	46.99	49.00	50.40	51.83
6 EU Countries	31.03	38.59	36.38	33.85	40.11	29.84	37.43	34.65	32.79	34.93	36.37	39.06	37.42
Germany	6.12	7.03	7.45	6.03	7.71	5.99	8.28	7.28	6.20	7.40	7.03	8.55	6.45
France	3.13	3.42	3.27	2.90	3.59	2.45	2.71	2.49	2.67	2.68	2.83	2.74	2.62
Netherland	0.37	0.43	0.34	6.83	0.40	0.34	0.27	0.39	0.28	0.40	0.42	0.33	0.31
Spain	5.33	7.71	7.50	0.29	7.51	5.51	7.09	6.58	5.80	5.60	5.74	6.60	7.36
Italy	3.21	3.80	3.79	1.65	3.25	2.06	2.85	2.22	2.48	2.57	2.66	2.83	3.08
Greece	1.13	1.36	1.27	1.29	1.56	0.98	1.08	1.03	1.04	1.17	1.27	1.37	1.46
Sweden	1.19	1.55	1.34	1.22	1.58	0.89	1.39	1.40	0.95	1.17	1.14	1.12	1.10
Denmark	2.22	2.72	2.23	2.26	2.24	1.80	1.89	1.76	1.66	1.62	1.89	1.79	1.81
Ireland	8.02	10.30	8.93	11.11	11.89	9.61	11.64	11.24	11.46	12.05	13.09	13.34	12.86
Belgium	0.31	0.27	0.26	0.27	0.38	0.23	0.23	0.26	0.25	0.27	0.30	0.39	0.37
7 Norway	2.98	2.80	2.41	2.98	3.02	2.07	2.50	2.54	2.25	2.22	2.07	2.49	3.12
8 Switzerland	2.59	3.18	2.53	2.83	2.68	2.11	2.62	2.17	2.41	1.98	2.29	2.59	1.92
9 Australia	9.88	14.15	10.53	14.09	17.22	11.64	12.54	11.77	12.39	11.47	14.18	14.66	14.84
10 Canada	12.57	19.21	14.05	14.37	16.05	12.00	12.15	12.49	11.37	10.91	11.72	12.53	12.64
11 Japan	0.34	0.52	0.26	0.40	0.44	0.36	0.53	0.79	0.61	0.75	0.65	0.74	1.02
12 Other Countries	44.94	46.37	43.08	50.08	58.56	43.58	65.71	60.23	52.88	62.15	53.60	64.45	69.03
II. Encashment and Profit in Pak. Rs. Of Foreign Exchange Bearer Certificates(FEBCs) and Foreign Currency Bearer Certificate(FCBCs)	0.00	0.00	0.00	0.00	0.00	0.00	0.00	0.00	0.00	0.00	0.00	0.00	0.00
TOTAL (I + II)	1166.19	1404.39	1232.88	1283.41	1347.67	1129.70	1384.71	1245.97	1209.54	1337.25	1311.83	1438.36	1499.28

Note: Item has been revised / extended by the State Bank of Pakistan.

Source: State Bank of Pakistan.

1.2 Month Wise Workers Remittances

(Million US $)

Monthly Cash Inflow (Including Foreign Exchange Bearer Certificates & Foreign Currency Bearer Certificates)	2012-2013	2011-2012	% Change	
			2012-13	2011-12
July,2012	1204.71	1096.31	9.89	38.57
August, 2012	1258.98	1310.47	-3.93	40.45
September, 2012	1135.42	890.42	27.52	-3.43
October, 2012	1365.10	1017.87	34.11	19.03
November, 2012	1017.83	924.92	10.05	-0.21
December, 2012	1134.66	1085.35	4.54	25.75
January, 2013	1089.64	1110.64	-1.89	34.37
February, 2013	1026.33	1156.81	-11.28	36.86
March, 2013	1119.15	1143.18	-2.10	8.57
April, 2013	1215.90	1141.02	6.56	10.73
May, 2013	1185.65	1192.11	-0.54	13.56
June, 2013	1166.19	1117.48	4.36	1.17
Monthly average for period July 2012-June2013	1159.96	1098.88	5.56	2.17

Monthly Cash Inflow (Including Foreign Exchange Bearer Certificates & Foreign Currency Bearer Certificates)	2013-2014	2012-2013	% Change	
			2013-14	2012-13
July, 2013	1404.39	1204.71	16.57	9.89
August, 2013	1240.14	1258.98	-1.50	-3.93
September, 2013	1283.41	1135.42	13.03	27.52
October, 2013	1347.67	1365.1	-1.28	34.11
November, 2013	1129.7	1017.83	10.99	10.05
December, 2013	1384.71	1134.7	22.03	4.55
January, 2014	1,245.97	1,089.64	14.35	-1.89
February, 2014	1,209.54	1,028.38	17.62	-11.10
March, 2014	1,337.25	1,119.15	19.49	-2.10
April, 2014	1311.83	1215.9	7.89	6.56
May,2014	1438.36	1185.65	21.31	-0.54
Jun,2014	1499.28	1166.19	28.56	4.36
Monthly average for period July 2013-June, 2014	1319.35	1160.14	13.72	5.57

Source: State Bank of Pakistan.

1.3 Exchange Rates Pak. Rupees in Terms of One Unit of Foreign Currency

S. No.	Country/ Organization	Currency	Jun. 2013	Jul. 2013	Aug. 2013	Sep. 2013	Oct. 2013	Nov. 2013
1	Australia	Dollar	92.9790	92.1307	92.9210	97.6648	100.9097	100.2731
2	Bahrain	Dinar	261.6293	266.7841	273.3532	279.5654	281.9690	285.4606
3	Canada	Dollar	95.6175	96.6075	98.9631	101.6134	102.4311	102.5316
4	China	Yuan	16.0734	16.3920	16.8266	17.2134	17.3915	17.6324
5	Denmark	Krone	17.4509	17.6448	18.3968	18.8494	19.4385	19.4547
6	E.M.U.	Euro	130.0301	131.4148	137.0284	140.4120	144.8968	145.0361
7	Hong Kong	Dollar	12.709	12.9641	13.2826	13.5827	13.6985	13.8688
8	I.M.F.	SDR	149.4045	151.2580	156.3878	160.644	163.6346	...
9	India	Rupee	1.6906	1.6826	1.6357	1.6558	1.7240	1.7177
10	Japan	Yen	1.0122	1.0078	1.0507	1.0605	1.0862	1.0750
11	Kuwait	Dinar	346.9050	352.5686	362.2896	370.6494	376.3454	380.1142
12	Malaysia	Ringgit	31.3295	31.4867	31.3943	32.3951	33.3907	33.5868
13	Newzeland	Dollar	77.8974	79.3245	81.418	85.5727	88.3773	88.8548
14	Norway	Krone	16.8271	16.6845	17.2691	17.6403	17.8483	17.7019
15	Oman	Riyal	256.1953	261.2460	267.6785	273.7584	276.1051	279.5254
16	Qatar	Riyal	27.0990	27.6376	28.316	28.9651	29.2071	29.5723
17	Singapore	Dollar	78.2238	79.2547	80.8194	83.3388	85.3342	86.1643
18	Sweden	Krona	14.9942	15.2056	15.7685	16.2049	16.5989	16.3547
19	Switzerland	Franc	105.591	106.3582	111.1739	113.8429	117.7568	117.7631
20	Saudi Arabia	Riyal	26.2971	26.7979	27.4538	28.0740	28.3231	28.6692
21	U.A.E.	Dirham	26.8493	27.3592	28.0255	28.6623	28.9166	29.2714
22	U.K.	Sterling (Pound)	152.6413	152.5416	159.295	166.7399	171.0463	173.0049
23	U.S.A.	Dollar	98.5796	100.4754	102.933	105.2488	106.1966	107.5054

Contd.

1.3 Exchange Rates Pak. Rupees in Terms of One Unit of Foreign Currency

S. No.	Country/ Organization	Currency	Dec. 2013	Jan. 2014	Feb 2014	March 2014	April 2014	May 2014	Jun 2014
1	Australia	Dollar	96.0729	93.2613	94.2009	90.6857	90.7979	91.7598	92.1739
2	Bahrain	Dinar	283.8701	279.7241	278.7992	265.1355	258.9241	261.7292	261.29
3	Canada	Dollar	100.5681	26.4223	95.0596	90.0225	88.6796	90.5474	90.8801
4	China	Yuan	17.612	17.4108	17.2685	16.1882	15.6531	15.7929	15.7856
5	Denmark	Krone	19.6377	19.2378	19.2317	18.5207	18.0304	18.1428	17.9406
6	E.M.U.	Euro	146.4302	143.4783	143.4432	138.1241	134.5193	145.3693	133.7878
7	Hong Kong	Dollar	13.8002	13.5863	13.5414	12.8843	12.5762	12.7174	12.6985
8	I.M.F.	SDR	…	162.0227	…	154.9027	…	…	…
9	India	Rupee	1.731	1.6999	1.6901	1.6407	1.6179	…	…
10	Japan	Yen	1.0336	1.0130	1.0286	0.9772	0.9507	0.9682	0.9645
11	Kuwait	Dinar	378.7035	373.1346	372.4646	355.1901	346.7845	350.5609	349.5088
12	Malaysia	Ringgit	32.9218	31.8574	31.7290	30.4454	29.9075	30.5113	30.5613
13	Newzeland	Dollar	87.9384	87.1359	87.0799	85.1932	83.98	84.8648	84.8537
14	Norway	Krone	17.4305	17.1153	17.1654	16.6606	16.3013	16.5906	16.308
15	Oman	Riyal	277.9719	273.9097	273.0035	259.6259	253.5559	256.305	255.8793
16	Qatar	Riyal	29.4071	28.9746	28.8794	27.4690	26.8231	27.108	27.0735
17	Singapore	Dollar	84.9709	82.7815	82.9418	78.8879	77.6694	78.7566	78.6521
18	Sweden	Krona	16.3485	16.2610	16.1716	15.6037	14.9075	15.0044	14.726
19	Switzerland	Franc	119.579	116.5401	117.4797	113.5311	110.3955	110.9855	109.8656
20	Saudi Arabia	Riyal	28.5333	28.1060	28.0151	26.6656	26.0031	26.2872	26.2470
21	U.A.E.	Dirham	29.1336	28.6979	28.6036	27.2225	26.5481	26.842	26.8017
22	U.K.	Sterling (Pound)	175.0838	173.5253	173.9179	166.1010	163.0982	166.0195	166.2752
23	U.S.A.	Dollar	106.971	105.3857	105.0605	99.9777	97.4928	98.5947	98.4679

Note: Euro, a common currency of the 11 member countries of European Economic and Monetary Union (EMU) was introduced with effect from 1st January, 1999.

Source: State Bank of Pakistan.

2. CLIMATE

2.1 Temperature at Selected Stations

(In centigrade)

Stations	Murree		Rawalpindi/Islamabad		Jhelum		Lahore		Sargodha	
Height in meters above sea level	2167		507		232		213		187	
	Max.	Min.	Max.	Min.	Max.	Min.	Max.	Min.	Max.	Min.
Month:										
Jan. 2013	9.3	0.1	18.0	2.1	18.5	4.4	16.2	5.6	18.1	5.5
Feb. 2013	N.R	N.R	18.8	6.7	21.4	8.6	N.R	N.R	N.R	N.R
Mar. 2013	15.3	6.4	25.6	10.9	28.9	13.7	28.1	14.9	28.3	14.6
Apr. 2013	18.1	8.5	29.6	14.9	33.0	17.6	34.0	19.8	32.2	19.9
May 2013	24.1	14.5	36.1	18.7	40.4	23.2	43.3	25.1	40.3	24.7
Jun. 2013	25.6	16.9	37.9	23.3	40.7	27.0	38.7	26.5	40.7	27.9
Jan. 2014	9.6	-1.0	18.8	2.0	20.6	4.1	19.2	6.2	20.4	6.2
Feb. 2014	7.6	0.9	19.3	5.7	20.9	7.7	20.3	8.0	21.1	7.2
Mar. 2014	10.6	3.1	21.9	10.5	25.5	23.5	25.2	12.5	25.4	13.9
Apr. 2014	17.0	8.6	28.5	13.9	31.4	16.9	32.1	17.9	31.4	17.4
May 2014	21.5	11.8	40.0	25.0	35.9	21.6	32.1	17.9	42.0	28.3
Jun. 2014	26.7	16.9	38.8	22.7	41.8	25.8	41.2	27.3	43.3	29.0

Stations	Faisalabad		Multan		Bahawalpur		Hyderabad		Nawabshah	
Height in meters above sea level	183		122		116		40		37	
	Max.	Min.	Max.	Min.	Max.	Min.	Max.	Min.	Max.	Min.
Month:										
Jan. 2013	17.8	4.3	19.4	5.6	20.6	5.9	24.8	10.7	24.4	6.7
Feb. 2013	20.6	8.9	N.R	N.R	22.5	10.7	26.6	13.2	26.7	11.0
Mar. 2013	28.1	13.7	28.8	15.1	30.2	14.7	33.6	18.0	34.0	15.4
Apr. 2013	34.1	19.6	34.4	20.5	35.5	20.1	37.3	21.1	38.5	21.3
May 2013	40.4	24.2	41.4	26.1	41.9	24.7	41.8	24.7	45.0	25.7
Jun. 2013	40.1	27.5	41.4	29.3	40.8	28.5	39.4	27.2	45.0	25.0
Jan. 2014	19.9	4.4	20.6	5.5	20.4	5.6	22.6	9.2	23.5	5.5
Feb. 2014	19.8	7.3	21.9	8.9	22.5	8.5	25.2	13.0	24.3	9.6
Mar. 2014	25.5	13.0	26.8	14.3	27.5	13.7	40.0	18.0	31.9	15.1
Apr. 2014	32.7	18.5	34.5	20.1	35.6	20.0	38.5	12.6	40.0	21.1
May 2014	37.1	23.6	38.3	24.7	39.0	25.0	41.0	25.5	43.0	25.0
Jun. 2014	41.8	28.1	41.8	30.3	43.2	29.5	40.8	27.7	45.4	28.9

Contd.

2.1 Temperature at Selected Stations

(In centigrade)

Stations	Jacobabad		Karachi A.P.		Peshawar		D.I.Khan		Saidu Sharif		Gilgit	
Height in meters above sea level	55		21		359		173		961		1459	
	Max.	Min.	Max.	Min.	Max.	Min.	Max.	Min.	Max.	Min.	Max.	Min.
Month:												
Jan. 2013	22.0	9.1	26.7	11.0	18.0	4.3	19.3	3.7	14.6	1.4	10.6	-4.8
Feb. 2013	23.4	12.6	28.1	15.1	18.7	7.4	20.8	8.7	N.R	N.R	13.8	1.6
Mar. 2013	30.8	16.8	33.2	19.2	25.2	13.0	29.3	15.7	21.7	9.5	21.7	6.3
Apr. 2013	36.2	22.5	34.0	24.2	29.7	16.8	32.2	18.0	25.9	12.5	25.6	10.3
May 2013	44.4	26.8	35.1	27.1	29.7	16.8	40.2	22.5	32.2	17.6	28.0	12.1
Jun. 2013	43.4	29.5	36.5	29.3	38.7	26.1	41.0	25.6	35.4	21.2	36.4	16.7
Jan. 2014	22.6	6.5	25.5	9.9	19.5	5.3	21.3	3.7	15.7	2.5	10.4	-3.4
Feb. 2014	24.1	9.5	28.0	13.1	19.4	8.0	21.9	6.6	14.9	3.8	13.7	0.3
Mar. 2014	29.7	14.8	31.7	18.9	21.6	11.2	24.8	11.1	17.8	7.5	12.1	1.0
Apr. 2014	37.9	21.5	35.1	24.4	29.1	16.3	31.9	17.2	25.0	12.8	24.2	9.3
May 2014	41.9	25.9	35.9	27.0	33.9	21.3	37.6	21.7	29.8	15.9	35.2	14.1
Jun. 2014	45.4	28.8	36.5	29.2	33.9	21.3	42.6	25.5	43.0	29.0	34.5	14.5

Stations	Quetta (Samungli)		Zhob (Fortsandeman)		Khuzdar		Punjgur		Dalbadin	
Height in meters above sea level	1600		1405		1231		980		848	
	Max.	Min.	Max.	Min.	Max.	Min.	Max.	Min.	Max.	Min.
Month:										
Jan. 2013	13.0	4.4	N.R	N.R	19.5	3.5	19.3	2.2	N.R	N.R
Feb. 2013	N.R	N.R	N.R	N.R	19.0	5.5	21.5	6.6	N.R	N.R
Mar. 2013	N.R	N.R	N.R	N.R	25.9	10.7	28.0	12.0	N.R	N.R
Apr. 2013	N.R	N.R	N.R	N.R	27.7	16.8	31.0	17.0	N.R	N.R
May 2013	31.0	11.9	N.R	N.R	35.3	23.0	37.8	21.9	N.R	N.R
Jun. 2013	N.R	N.R	37.2	21.4	38.1	24.0	40.0	26.0	N.R	N.R
Jan. 2014	12.5	4.3	14.6	2.5	15.0	2.5	10.0	2.0	18.1	2.5
Feb. 2014	7.2	-0.7	14.4	1.1	17.3	3.0	16.3	3.0	17.1	2.1
Mar. 2014	18.0	3.1	19.5	6.8	24.0	9.3	24.0	10.2	26.3	8.1
Apr. 2014	25.5	8.6	26.7	14.0	35.0	18.1	32.8	18.3	34.9	15.5
May 2014	36.0	18.6	38.0	23.3	40.0	26.4	37.1	21.7	44.0	26.8
Jun. 2014	36.0	18.6	38.0	23.3	40.0	26.4	41.0	27.1	44.0	26.8

N.R = Not received

Source: Pakistan Meteorological Department, Karachi.

2.2 Rainfall at Selected Stations

(In millimeters)

Stations	Murree	Rawalpindi/ Islamabad	Jhelum	Lahore	Sargodha	Faisal-abad	Multan	Bahawal-pur	Hyder-abad	Nawab-shah	Jaco-abad
Height in meters above sea level	2167	507	232	213	187	183	122	116	40	37	55
Year/month											
2009	1270.6	401.0	542.0	372.0	187.0	377.0	119.0	147.0	209.0	107.0	43.0
2010	1681.6	849.0	771.0	541.0	602.0	545.0	285.0	226.0	214.0	343.0	152.0
2011	1442.2	1079.0	748.0	903.0	710.0	544.0	180.0	164.0	404.1	309.0	293.3
2012	1515.0	1076.0	717.0	527.0	368.0	366.0	239.0	183.0	121.0	182.0	486.0
2013	1451.0	1732.0	924.0	1109.0	362.0	378.0	157.0	148.0	74.0	86.0	345.0
Jan. 2013	26.8	9.0	11.8	13.2	0.3	2.5	0.0	0.0	T.R	0.03	3.0
Feb. 2013	N.R	297.9	100.5	N.R	N.R	59.5	N.R	52.5	4.4	30.2	36.1
Mar. 2013	90.2	54.4	9.5	19.0	31.7	4.8	13.0	3.0	0.0	1.0	1.0
Apr. 2013	101.3	39.1	45.5	7.3	47.1	25.4	6.8	2.0	28.2	TR	12.0
May 2013	39.5	13.8	14.0	1.2	27.4	7.0	3.8	1.2	Tr.	0.0	0.0
Jun. 2013	303.2	94.0	83.0	136.0	59.8	98.6	33.3	55.5	Tr.	0.0	52.0
Jan. 2014	33.8	6.0	2.2	4.0	TR	0.0	0.6	TR	0.0	0.0	TR
Feb. 2014	104.8	50.4	27.6	22.6	7.0	16.2	22.9	7.2	0.0	0.0	3.0
Mar. 2014	280.5	282.4	148.8	50.3	37.2	38.7	32.4	4.9	0.0	7.4	8.1
Apr. 2014	46.9	11.0	84.1	64.8	62.0	29.4	0.0	3.2	7.0	15.0	2.0
May 2014	151.1	31.0	73.5	50.1	31.0	5.0	66.7	21.6	0.0	31.6	1.0
Jun. 2014	103.8	32.0	25.1	50.1	38.2	3.0	0.0	0.0	0.0	0.0	3.2

2.2 Rainfall at Selected Stations

(In millimeters)

Stations	Karachi Airport	Pesha-war	D.I. Khan	Saidu Sharif	Gilgit	Quetta (Samungli)	Zhob (Fortsande-man)	Khuzdar	Punj-goor	Dalbadin
Height in meters above sea level	21	359	173	961	1459	1600	1405	1231	980	848
Year/month										
2009	280.0	533.0	285.0	958.1	141.1	200.0	270.0	234.0	60.0	125.0
2010	373.0	839.0	756.0	1465.1	214.6`	102.0	279.0	159.0	54.0	20.0
2011	290.6	568.0	281.0	853.7	158.7	246.5	40.5	286.6	138.0	64.9
2012	152.0	480.0	450.0	803.0	110.0	410.0	47.0	167.0	33.0	160.0
2013	169.0	551.0	327.0	954.0	153.0	53.0	66.0	479.0	101.0	23.0
Jan. 2013	T.R	3.0	TR	21.7	3.1	5.0	N.R	0.0	0.0	N.R
Feb. 2013	20.0	180.8	86.1	N.R	3.6	N.R	N.R	131.0	25.0	N.R
Mar. 2013	2.8	116.0	46.1	128.0	3.2	N.R	N.R	40.0	15.0	N.R
Apr. 2013	30.0	85.0	8.1	67.0	5.6	N.R	N.R	46.7	24.0	N.R
May 2013	0.0	0.0	Tr.	38.0	50.0	2.0	N.R	0.2	0.0	N.R
Jun. 2013	Tr.	18.0	100.4	192.5	7.1	N.R	20.0	16.9	0.0	N.R
Jan. 2014	TR	3.0	TR	9.0	1.8	1.0	0.0	0.0	30.0	13.6
Feb. 2014	0.0	32.0	27.2	121.7	0.4	31.0	25.0	75.5	0.0	8.0
Mar. 2014	12.4	111.0	68.5	215.9	3.6	73.0	66.5	60.1	9.0	16.0
Apr. 2014	0.0	0.0	59.8	0.0	0.0	17.0	25.0	0.0	16.0	9.0
May 2014	1.3	20.0	8.0	95.1	40.0	0.0	0.0	0.0	0.0	44.0
Jun. 2014	Tr.	33.3	33.5	2.5	4.5	0.0	0.0	0.0	0.0	Tr.

Source: Pakistan Meteorological Department, Karachi.

N.R = Not received
Tr. = Trace (Rainfall less than 0.1 mm)
0.0 = No rainfall

3. ENERGY & MINING

3.1 Production of Crude Oil

(Barrels)

S.NO	Field	Jan,14	Feb,14	Mar,14	Apr,14	May,14	June,14	Cummulative Total from July 2013
	PUNJAB							
1	ADHI	195778	191991	209429	191630	205716	197570	2260048
2	BALKASSAR	13173	11773	13075	12636	12493	11470	149029
3	BELA	0	0	0	0	819	709	1528
4	BHALSYEDAN	298	291	383	299	312	309	3446
5	BHANGALI	0	0	0	0	0	0	0
6	CHAK NAURANG	9845	8690	9375	8970	8770	8680	114700
7	DAKHNI	32950	27950	31220	29370	31360	29090	393888
8	DHODAK	1950	1740	1920	1836	1880	1602	24940
9	DHULIAN	5236	4613	5074	4665	4642	4501	55841
10	DHURNAL	3756	3700	3856	3719	3701	3375	45520
11	Dommail	1728	1577	803	0	0	0	15295
12	FIMKASSAR	3875	3500	3785	3348	3379	3270	44157
13	HALINI	17956	14962	16500	16654	16640	10525	182387
14	JOYAMIR	526	298	0	0	0	0	4537
15	KAL	10930	10085	11028	10222	8808	8204	123332
16	KHAUR	174	158	180	159	147	145	1965
17	MEYAL	9527	8871	9611	9535	9809	9534	114960
18	MINWAL	2732	2720	2850	3144	2908	1720	32258
19	MISSAKISWAL	1916	1377	1204	1183	1178	710	27545
20	PARIWALI	18278	16379	18172	16830	16386	15311	221405
21	PINDORI	7916	6793	7934	8030	8138	8153	101484
22	RAJIAN	52240	49155	56170	64130	63205	60820	598426
23	RATANA	16717	17919	19084	19433	19842	18625	179423
24	RODHO SALSABIL	4447	3890	4133	3858	3801	3514	49542
25	SADKAL	1573	1318	1447	1393	1436	1298	17186
26	TOOT	11169	10349	11337	10600	10866	10337	130952
27	TURKWAL	872	749	825	882	969	920	11057
28	GHAURI	0	0	0	0	2144	0	2144
	TOTAL	425562	400848	439395	422526	439349	410392	4906995
	SINDH							
1	ADAM	5203	4480	5297	4656	4790	4806	54660
2	ALI	271	404	170	0	352	385	5354
3	ALI ZAUR	0	0	0	0	0	0	0
4	BALUCH	14740	11355	16050	14740	13363	12050	150108
5	BAQAR DEEP	0	0	0	0	0	0	0
6	BHATI / NAKURJI	0	0	0	0	0	79	9124
7	BHIT	10742	8975	10091	10590	9622	8503	106007
8	BIJORO	3770	3592	7424	19371	11134	11674	138346
9	BILAL 1	0	0	0	0	0	0	0
10	BILAL NORTH	0	0	0	0	0	0	0
11	BOBI	37030	32680	42020	43530	42820	37170	463240
12	BUKHARI	0	0	0	0	0	0	0
13	BUKHARI DEEP	62	52	46	65	0	0	878
14	BUZDAR UNIT	0	0	0	0	0	0	0
15	CHAK 2	11270	10190	12010	11670	8253	8675	110963
16	CHAK 7A	1779	1247	1395	1480	1170	1170	50050
17	DABHI (South)	2144	1872	1951	1848	1900	2043	21835
18	DABHI (North)	9955	6364	5663	2359	4780	4333	86449
19	DUPHRI	0	0	0	0	0	60	325
20	FATEH SHAH	0	0	0	0	0	0	0
21	FATEH SHAH DEEP	0	0	0	0	0	0	0
22	FATEH SHAH NORTH	0	0	0	0	0	0	0
23	GHARO	3047	2439	2728	2804	2758	2394	39479
24	GHUNGRO	4178	3721	4309	3246	3685	1573	45984
25	GOLARCHI	0	0	0	0	0	0	57
26	GOPANG	0	0	0	0	0	0	0
27	HALIPOTA	5536	4057	2500	2435	4152	5836	58585
28	HASEEB	0	0	0	0	0	0	0

Contd.

3.1 Production of Crude Oil

(Barrels)

S.NO	Field	Jan,14	Feb,14	Mar,14	Apr,14	May,14	June,14	Cummulative Total from July 2013
29	JABO	11663	8433	10219	10180	9341	9883	142917
30	JABO NORTH	0	0	0	0	0	0	0
31	JAGIR	4201	3552	1897	3357	2987	2786	45434
32	JALAL						0	703
33	JARAR DEEP	16352	11954	14358	17627	8300	7503	127671
34	JHABERI SOUTH	3472	2585	2440	2493	2223	2063	28343
35	JOGWANI	787	434	462	390	427	325	5016
36	KADANWARI	1362	1044	649	892	929	774	13280
37	KAKJANI	0	0	0	0	0	0	0
38	KAMAL NORTH 1	7214	6542	12557	10873	4526	5722	105457
39	KANDH KOT	845	484	677	130	221	201	5460
40	KATO	0	0	0	0	0	0	0
41	KEYHOLE G	0	0	0	0	0	0	0
42	KHASKELI	5863	5536	6139	5969	6263	6401	69041
43	KHASKELI DOWN THRO\	1551	1173	1267	1068	1008	758	18234
44	KHASKELI NORTH	0	0	0	0	0	0	13
45	KHOREWAH	2548	2311	2763	2291	2524	2776	29806
46	KHOREWAH DEEP	43	50	0	0	0	0	376
47	KOLI	3065	3693	3229	2416	6184	4659	76468
48	KUNNAR	141005	93815	107208	102020	102400	98640	1509226
49	LAGHARI	2399	2447	3155	3259	3458	3300	35521
50	LASHARI CENTRE	7785	12600	19955	19390	20140	19315	173405
51	LIARI	0	0	0	0	0	0	0
52	LIARI DEEP	0	0	0	0	0	0	64
53	LODANO	14737	2792	6724	12182	18018	4839	193364
54	LODANO DEEP	32298	28361	28798	19330	14406	23223	223301
55	MAKDUMPUR	1527	1463	1285	1288	1580	1314	14898
57	MALAH	830	383	516		1384	208	7918
58	MARI	2274	1596	2419	2055	1281	2041	24266
59	MATLI	0	0	0	0	0	0	5113
60	MAZARANI	442	473	532	582	380	341	5587
61	MAZARI	2101	5423	10031	9539	9967	9695	59158
62	MEWA	0	0	0	0	0	0	132
63	MEYUN ISMAIL DEEP	119	60	136	80	184	71	1497
64	MEYUN ISMAIL	1143	953	1144	871	936	811	12488
65	MIANO	1432	1125	585	634	900	749	10340
66	MISSAN	4410	4160	4570	4420	4570	4420	53455
67	MISSRI	2682	2897	3315	2669	3201	2868	33754
68	MOHANO	1609	1901	2335	2141	2401	2425	26386
69	MOLLAN N	2460	2200	2460	2365	2440	2380	24285
70	MUBAN	10179	9050	9617	8958	8023	8625	97143
71	MULAKI	0	0	0	0	0	0	0
72	NAIMAT BASAL	520	319	487	581	569	57	4293
73	NAIMAT WEST	8612	10276	9403	15541	10719	10347	111935
74	NOORAI JAGIR	1270	845	0	2846	0	0	12955
75	NORTH AKRI	3022	2537	3026	0	2582	1814	30722
76	NUR BAGHLA	3920	3420	3572	3085	2988	2810	43666
77	PAKHRO	0	0	0	0	0	0	0
78	PANIRO	7016	5841	6355	5437	6452	5743	79426
79	PASAKI	107430	94480	104315	101400	104010	100850	1271420
80	PASAKI N	24050	22005	24055	23650	24355	23390	284440
81	PASAKI NORTH EAST	9005	8095	8995	8720	9025	8680	122270
82	PIARO DEEP	385	260	282	170	104	166	4779
83	PIR APAN	0	0	0	0	0	0	0
84	PIR AMAN	0	0	0	0	0	0	0
85	QABUL	0	0	0	0	0	0	2062
86	QADIR PUR	24130	18955	25810	23730	23175	21470	292425
87	RAHIM NORTH	28559	18306	26998	27618	35288	39923	269241
88	RAJO	0	0	0	0	0	0	0
89	REHMAT	0	0	0	0	0	0	0
90	RIND	0		0	0	0	0	149
91	SAKHI	4388	4023	3837	3082	1563	1809	47392

Contd.

3.1 Production of Crude Oil

(Barrels)

S.NO	Field	Jan,14	Feb,14	Mar,14	Apr,14	May,14	June,14	Cummulative Total from July 2013
92	SAKHI DEEP	59	104	199	240	303	285	1578
93	SAKHI SOUTH DEEP	1095	387	936	24	237	165	3133
94	SAQIB	538	437	515	723	571	412	7376
95	SHAH DINO	0	0	0	0	0	0	0
96	SHEIKHANO	1219	933	576	8749	11581	7737	53311
97	SHEIKHANO DEEP	7205	5900	6403	5976	6210	5138	96902
98	SINJHORO	0	0	0	0	0	0	0
99	SONO	36050	30265	31590	30535	31720	30585	411860
100	SONRO	61476	51674	50235	50272	52147	45288	819101
101	SOUTH BUZDAR	675	525	539	426	476	374	6141
102	SOUTH BUZDAR DEEP	15516	12666	15583	14100	13394	11093	191073
103	SOUTH MAZARI	12410	11208	11445	10713	10947	9973	143668
104	SOUTH MAZARI DEEP	19494	19473	22746	18016	17755	16963	220792
105	SUJAWAL	2110	1809	2088	2000	1921	2378	23859
106	TAJEDI	3109	2396	3311	2858	3007	3020	43943
107	TANDO ALAM	20590	19295	21245	20630	21360	20700	235730
108	TANDO GHULAM ALI	1137	919	804	754	685	559	10826
109	TANGRI	3244	2503	3032	2539	2571	3522	43283
110	TANGRI DEEP	874	717	837	713	502	610	9588
111	THORA	15715	15965	19730	19245	20015	20575	218295
112	TURK	2376	2561	3108	2289	2965	2878	22402
113	TURK DEEP	3822	2410	2585	1986	1955	1535	25963
114	UMER	0	0	0	0	0	0	0
115	ZAMZAMA	41322	36069	38609	35347	31146	31055	508424
116	ZAUR	7181	6121	6799	5685	5359	6018	88391
117	ZAUR DEEP	0	0	0	0	0	0	282
118	ZAUR SOUTH	0	0	0	0	0	0	0
119	BACHAL	13362	7996	8166	7530	4451	3367	107261
120	SUMAR DEEP	23758	21092	8583	6755	25058	18683	181911
121	JAKHRO	7850	7220	8265	6490	6840	6910	61807
122	AASSU	17282	22746	43786	51920	89429	121114	349168
123	GAGANI	741	14	0	0			1687
124	THEBO	443	11867	16646	9983	14441	13185	66565
125	MEHAR	80124	72265	68806	55573	86501	88883	452152
126	BAKSH DEEP	0	281	5444	1117	6007	5348	18197
127	SOHRAB DEEP	0		1030		2786	3191	7007
128	KUNNAR PASAKI DEEP	0	30645	34797	33017	32680	31758	162897
129	LATIF	0	1556	1533	1193	1063	946	6291
130	LUNDALI	0	274	0		268	0	542
131	MURID	0	0	0	10680	28019	40555	79254
132	SUTIARI DEEP	0	0	0	1950	4487	6012	12449
133	NANDO	0	0	0	0	9	0	9
	TOTAL	1021209	900573	1030202	1004151	1109077	1107741	11791257
	KHYBER .P.K							
1	CHANDA	81785	64864	70670	67745	72545	65725	965496
2	MAKORI	4500	3663	3922	3566	3472	3228	52893
3	MAKORI EAST	237642	256370	390208	413185	490886	472874	3703934
4	MAMIKHEL	69113	62424	84702	63897	48803	43798	816820
5	MANZALAI	31093	28468	39474	27232	30788	27606	432906
6	MARAMZAI	109898	98123	113509	112869	114411	110543	1305534
7	MELA	71600	57655	61065	61485	60215	46955	767188
8	NASPHA	630810	571850	628280	599757	608849	582863	6812187
9	SHEKHAN	0	0	0	0	0	0	0
10	TOLANG	0	0	0	0	0	0	0
	TOTAL	1236441	1143417	1391830	1349736	1429969	1353592	6951973
	BALOCHISTAN							
1	KHOST	0	0	0	0	0	0	1792
2	SUI	3578	2409	2373	1234	829	412	17228
3	UCH	678	830	1255	1837	1676	1203	10493
	TOTAL	4256	3239	3628	3071	2505	1615	29513
	GRAND TOTAL	2687468	2448077	2865055	2779484	2980900	2873340	31584723

3.2 Production of Natural Gas (MCFT)

(MCFT))

S.NO.	Field	Jan,14	Feb,14	Mar,14	Apr,14	May,14	June,14	Cummulative Total from July 2013
	PUNJAB							
1	ADHI	1266.97	1189.55	1301.50	1212.34	1284.44	1201.36	13561.72
2	BAHU	854.83	683.62	736.14	693.98	692.80	648.51	9916.21
3	BALKASSAR	1.86	1.67	1.85	1.78	1.77	1.63	21.09
4	BELA	6.69	32.55	0.00	30.37	42.70	22.09	134.40
5	BHANGALI	0.00		0.00	0.00	0.00	0.00	0.00
6	DAKHNI	1454.96	1286.40	1399.94	1293.24	1324.42	1211.90	17076.00
7	DHODAK	130.70	114.80	127.10	123.00	127.10	123.00	1716.40
8	DHULIAN	72.88	65.79	72.85	70.50	72.85	70.50	857.86
9	DHURNAL	12.65	12.22	13.90	12.86	14.08	14.74	167.81
10	DOMAIL	24.92	23.87	10.81	0.00	0.00	0.00	215.84
11	FIMKASSAR	3.74	3.36	3.64	3.36	3.41	3.30	43.70
12	KAL	2.11	2.02	2.02	2.32	1.79	2.22	25.95
13	MEYAL	92.54	82.87	93.56	82.63	84.05	81.35	1046.87
14	MISSAKISWAL	6.11	4.74	4.86	4.51	4.34	3.77	80.18
15	NANDPUR/PANJPIR	317.81	282.16	291.33	275.89	277.50	261.26	4181.44
16	PARIWALI	214.76	190.62	212.76	210.78	227.35	222.36	2785.72
17	PINDORI	21.16	18.40	20.52	20.07	20.81	20.20	278.15
18	RAJIN	21.11	21.46	25.00	25.17	24.88	23.71	264.64
19	RATANA	303.40	304.04	320.91	317.37	317.05	297.85	3262.83
20	RODHO(SALSABIL)	600.36	529.32	563.42	524.95	534.01	507.95	6684.27
21	SADKAL	43.83	36.76	41.04	41.76	48.73	44.02	519.01
22	TOOT	22.67	20.82	23.95	22.89	25.08	24.72	292.39
23	TURKWAL	1.53	1.36	1.55	1.50	1.55	1.50	18.04
23	HALINI	0.00			15.42	16.69	9.02	41.13
	TOTAL	5477.59	4908.40	5268.65	4986.69	5147.40	4796.96	63191.65
	SINDH							
1	ADAM	365.00	312.85	368.34	327.62	322.37	338.78	3778.06
2	ALI	103.97	101.11	3.77	93.03	94.31	87.06	1152.65
3	ALI ZAUR	0.00	0.00	0.00	0.00	0.00	0.00	0.00
4	BADAR	403.14	323.81	399.73	385.47	391.33	380.28	4711.84
5	BALUCH	53.90	51.30	58.90	52.05	50.15	41.04	618.50
6	BAQAR DEEP	0.00	0.00	0.00	0.00	0.00	0.00	0.00
7	BHATTI/NAKURJI	28.34	24.32	25.74	24.40	24.40	23.98	321.64
8	BHIT&BADHRA	9997.00	8827.00	11119.00	10205.00	10407.00	9794.00	124958.00
9	BIJORO	0.00	1.53	1.27	2.14	2.71	3.28	21.55
10	BILAL	0.00	0.00	0.00	0.00	0.00	0.00	0.00
11	BILAL NORTH	0.00	0.00	0.00	0.00	0.00	0.00	0.00
12	BLOCK-22	187.94	160.41	194.89	193.09	197.52	183.84	2421.50
13	BOBI	466.70	420.30	550.40	565.31	590.40	523.41	5894.82
14	BUKHARI	0.00	0.00	0.00	0.00	0.00	0.00	0.00
15	BUKHARI DEEP	63.81	53.86	57.40	58.71	59.08	49.48	713.33
16	BUZDAR SOUTH	6.53	6.27	7.37	6.73	7.36	6.78	67.38
17	BUZDAR SOUTH DEEP	527.62	423.77	410.82	379.51	344.84	354.54	5775.75
18	BUZDAR UNIT	0.00	0.00	0.00	0.00	0.00	0.00	0.00
19	CHACHAR	120.00	99.70	69.29	29.20	125.71	21.85	1186.12
20	CHAK 2	242.35	224.00	248.00	239.30	228.51	243.47	2835.49
21	CHAK 7A	20.00	16.80	18.60	18.00	18.60	18.00	418.44
22	DABHI NORTH	1.99	1.67	3.00	2.85	2.82	2.89	32.00
23	DABHI SOUTH	36.95	25.09	22.86	11.40	19.61	6.70	541.59
24	DUPHRI	28.90	27.36	28.77	26.27	65.03	62.27	455.22
25	FATEH SHAH	0.00	0.00	0.00	0.00	0.00	0.00	0.00
26	FATEH SHAH NORTH	0.00	2.39	53.40	64.91	58.65	44.01	229.75
27	GHARO	0.75	0.79	0.80	0.92	0.83	0.78	9.24
28	GHUNGRO	3.29	2.93	3.29	3.19	3.20	1.80	37.51
29	GOLARCHI	21.46	15.77	16.49	12.59	14.95	12.44	295.23
30	GOPANG	0.00	0.00	0.00	0.00	0.00	2.00	2.00
31	HAIDER DEEP	3.51	0.00	0.20	7.72	5.06	5.44	54.17
32	HALIPOTA	19.78	15.61	14.85	16.46	20.19	17.49	374.86
33	HASEEB	341.86	314.74	347.19	335.63	347.52	342.23	4062.75
34	JABO	15.31	14.53	11.90	12.82	13.19	13.53	182.43
35	JABO NORTH	0.00	0.00	0.00	0.00			0.00
36	JAGIR	1.27	1.10	1.07	1.36	1.46	1.25	16.10
37	JALAL	12.71	0.01	0.00	0.00			614.06
38	JARAR DEEP	575.64	493.26	462.94	384.12	354.60	315.41	4344.82
39	JHABERI SOUTH	2.49	1.75	2.25	1.90	1.67	1.71	24.29

Contd.

3.2 Production of Natural Gas (MCFT)

(MCFT))

S.NO.	Field	Jan,14	Feb,14	Mar,14	Apr,14	May,14	June,14	Cummulative Total from July 2013
40	JOGWANI	66.45	50.83	56.65	51.32	50.72	51.64	836.19
41	KADANWARI	4525.00	4082.00	4800.00	4483.00	5040.00	4834.00	52472.00
42	KAMAL NORTH -1	41.25	26.32	57.77	49.12	37.20	43.85	498.50
43	KANDHKOT	5006.00	4533.26	4120.20	3497.54	3322.65	4695.78	56802.12
44	KATO	2.91	2.75	2.82	2.67	2.60	2.58	30.34
45	KAUSAR	77.57	73.40	88.19	84.98	73.75	69.07	1006.37
46	KEYHOLE G	0.00	0.00	0.00	0.00	0.00	0.00	0.00
47	KHASKHELI	7.33	6.31	6.35	6.35	6.30	6.70	100.08
48	KHASKHELI NORTH	0.00	0.00	0.00	0.00	0.00	0.00	25.27
49	KHASKHELI DOWN THI	0.89	0.63	0.75	0.77	0.65	0.58	9.76
50	KHOREWAH	154.92	134.11	180.77	173.07	221.22	214.58	2054.76
51	KHOREWAH DEEP	42.55	36.05	37.21	31.32	31.60	27.02	476.27
52	KOLI	18.67	6.92	7.92	6.56	7.04	5.48	145.19
53	KOONJ-1A	53.56	44.06	49.39	47.62	47.42	39.18	628.05
54	KUNNAR	420.12	375.91	418.96	418.23	453.88	439.17	4292.09
55	KUNNAR PASAKHI DEE	3562.22	3196.54	3620.66	3303.96	3494.19	3463.93	41356.52
56	LAGHARI	4.53	4.40	4.84	4.99	5.27	5.17	57.41
57	LATIF	3989.00	3638.00	3754.00	3253.00	3253.00	3087.00	36192.00
58	LIARI	0.00	0.00	0.00	0.00	0.00	0.00	0.00
59	LIARI DEEP	3.41	13.77	5.02	1.02	4.53	0.09	67.54
60	LODANO	79.06	19.78	54.90	66.76	52.28	51.75	1879.33
61	LODANO DEEP	124.30	102.76	92.74	46.95	64.88	47.77	2329.80
62	MAKHDUM PUR	1.41	0.87	28.09	25.88	28.81	32.41	269.39
63	MAKHDUM PUR DEEP	14.86	14.66	14.10	12.31	6.96	7.48	107.56
64	MALAH	2.34	0.91	0.70	0.48	0.06	0.07	52.22
65	MARI	18377.62	15854.83	17524.10	15498.76	16656.88	17669.86	212258.86
66	MATLI	4.48	3.72	3.60	3.61	3.10	3.78	40.30
67	MAZARI	6.83	6.30	10.60	11.38	9.22	9.39	114.80
68	MAZRANI	171.00	151.11	162.65	157.27	159.59	152.88	2087.61
69	MEVA	12.93	11.52	13.69	12.28	11.10	11.97	189.24
70	MEYUN ISMAIL	0.00	0.00	0.00	0.00	0.00	0.00	0.00
71	MEYUN ISMAIL DEEP	36.72	32.57	34.33	31.84	28.62	25.90	448.78
72	MIANO	2168.00	1987.00	1944.00	1542.00	2167.00	2063.00	23121.00
73	MISSRI	3.52	3.47	3.71	3.35	3.73	3.68	53.46
74	MOHANO	0.91	0.92	1.32	1.41	1.42	1.42	15.36
75	MUBAN	2.16	2.10	2.56	2.40	2.84	2.67	25.94
76	MULAKI	26.30	24.06	0.00	0.00	0.00	0.00	211.80
77	NAIMAT BASAL	203.63	180.46	186.36	162.11	183.49	142.72	2040.32
78	NAIMAT WEST	1616.30	1313.33	982.26	1110.82	1235.66	1256.45	13253.33
79	NANDO	0.00	0.00	0.00	0.00	4.29	3.03	7.32
80	NOORAI JAGIR	40.58	29.30	0.00	0.00	0.00	0.00	357.30
81	NORTH AKRI	1.36	1.18	1.32	1.18	1.26	1.12	15.61
82	NUR BAGHLA	239.28	213.94	235.40	198.27	190.93	179.50	2842.45
83	NURPUR DEEP	52.66	50.91	4.59	0.00	48.46	41.40	558.31
84	PAKHRO	21.00	15.26	1.16	31.68	29.47	16.27	240.38
85	PANIRO	6.28	5.66	6.24	5.76	5.73	4.90	70.49
86	PASAKHI	20.62	18.62	20.62	19.95	20.62	19.95	242.76
87	PIARO DEEP	34.16	28.87	29.47	27.91	26.88	25.03	400.90
88	PIR	0.00	0.00	0.00	0.99	0.00	0.00	2.53
89	PIR APAN	0.00	0.00	0.00	0.00	0.00	0.00	0.00
90	QABUL	0.00	0.00	0.00	0.00	0.00	0.00	0.81
91	QADIRPUR	15311.43	12755.58	15120.18	14530.40	14736.88	14034.53	180791.76
92	QASIM DEEP	210.63	190.20	220.67	193.87	180.59	129.93	3187.12
93	RAHIM NORTH	105.26	133.33	111.12	104.38	123.30	113.97	1758.08
94	RAJO	0.00	0.00	0.00	0.00	0.00	0.00	0.15
95	RAJPAN	0.00	0.00	0.00	0.00	0.00	0.00	1.43
96	REHMAN	314.92	281.01	312.91	309.04	318.24	305.42	3903.88
97	REHMAT	0.00	0.00	0.00	0.00	0.00	0.00	0.00
98	RIND	0.00	0.00	0.00	0.00	0.00	0.00	0.00
99	SAKHI	0.00	0.00	0.00	0.00	0.00	0.00	9.16
100	SAKHI DEEP	36.16	30.45	32.24	29.25	32.98	31.95	289.62
101	SAKHI SOUTH DEEP	26.99	44.53	51.89	42.31	38.36	27.83	279.66
102	SAQIB	190.36	164.68	170.47	168.97	167.25	156.79	2298.45
103	SARA/SURI	0.00	0.00	0.00	0.00	0.00	0.00	0.00
104	SARI HUNDI	66.40	61.85	58.56	60.29	61.15	58.97	766.14
105	SAWAN	4194.00	3758.00	3970.00	3715.00	3752.00	3585.00	49395.00

Contd.

3.2 Production of Natural Gas (MCFT)

(MCFT))

S.NO.	Field	Jan,14	Feb,14	Mar,14	Apr,14	May,14	June,14	Cummulative Total from July 2013
106	SHAH DINO	0.00	0.00	0.00	0.00	0.00	0.00	0.00
107	SHEIKHANO	1.25	0.87	0.77	4.93	7.25	11.14	39.54
108	SHEIKHANO DEEP	6.87	4.29	4.56	4.21	4.29	3.90	57.93
109	SINJHORO	0.00	0.00	0.00	0.00	0.00	0.00	0.00
110	SONRO	61.79	45.24	45.18	51.00	53.19	41.49	585.51
111	SOUTH MAZARI	11.32	10.13	11.47	10.34	9.18	8.94	202.34
112	SOUTH MAZARI DEEP	221.72	197.29	217.18	202.38	190.29	159.18	2619.24
113	SUJAWAL	289.92	246.13	291.27	278.87	274.59	296.83	3461.69
114	TAJEDI	0.42	0.34	0.38	0.38	0.35	1.00	5.59
115	TAJJAL	392.00	327.00	332.00	260.00	253.00	229.00	4272.00
116	TANDO GHULAM ALI	63.74	59.17	66.48	63.17	62.55	60.26	805.57
117	TANGRI	2.81	2.21	2.40	2.37	2.65	2.49	40.43
118	TANGRI DEEP	66.80	62.26	64.16	69.80	58.11	49.26	834.28
119	TURK	69.95	36.98	34.36	58.83	57.94	55.44	699.53
120	TURK DEEP	384.16	344.89	347.58	331.53	351.69	313.39	3627.26
121	UMER	0.00	0.00	0.00	0.00	0.00	0.00	0.00
122	USMAN	114.57	111.23	129.50	124.56	116.03	102.82	1469.02
123	ZAMZAMA	8913.00	7636.00	8172.00	7366.00	6479.00	6474.00	104570.00
124	ZAUR	27.25	23.74	21.96	21.27	20.83	18.31	303.09
125	ZAUR DEEP	7.97	6.79	6.88	6.36	5.73	4.40	87.71
126	ZAUR SOUTH	0.00	0.00	0.00	0.00	0.00	0.00	0.00
127	ZAUR WEST	0.00	0.00	0.00	0.00	0.00	0.00	0.00
128	SUMAR DEEP	567.40	513.83	582.82	544.97	890.05	767.21	5433.60
129	BACHAL	31.18	22.23	16.03	17.42	8.50	7.71	230.89
130	JAKHRO	153.70	140.00	153.00	131.16	149.48	141.72	1285.37
131	GAGANI	8.57	1.23	0.00	0.00	0.00	0.00	91.27
132	AASSU	1.63	2.31	3.73	5.40	10.09	12.59	36.03
133	AMDANI	1.12	0.00	0.00	0.00	0.00	0.00	3.31
134	LUNDALI	239.00	216.00	175.00	131.00	116.00	72.00	1181.79
135	HALINI	17.92	12.69	14.90	0.00	0.00	0.00	58.71
136	MARU-RETI	294.29	352.27	230.84	200.09	333.18	370.09	1780.76
137	MEHAR	699.39	653.81	557.90	517.13	854.24	933.89	4216.36
138	BAKSH DEEP	0.00	87.37	647.05	714.45	802.01	692.50	2943.38
139	SOHRAB DEEP	0.00	19.61	742.80	823.23	942.04	1055.81	3583.49
140	THEBO	0.00	95.87	103.10	103.69	138.89	134.68	576.23
141	DACHRAPUR	0.00	28.76	293.85	333.07	347.71	345.73	1349.12
142	JHOK	0.00	0.00	21.96	11.98	15.72	17.48	67.14
143	RAGNI DEEP	0.00	0.00	3.77	10.40	0.35	15.91	30.43
144	MURID	0.00	0.00	0.00	3.15	10.05	13.85	27.05
145	SUTIARI DEEP	0.00	0.00	0.00	675.74	853.35	1013.45	2542.54
	TOTAL	88002.79	76943.57	86415.46	80084.96	83597.45	83530.82	1018238.16
	KHYBER .P.K							0.00
1	CHANDA	170.25	138.48	149.82	153.19	153.37	131.00	2047.54
2	MAKORI	98.52	87.13	92.04	83.65	88.96	86.91	1206.13
3	MAKORI EAST	906.85	1086.58	1669.49	1732.57	1893.51	1850.44	14254.67
4	MAMIKHEL	1535.84	1428.73	1635.37	1133.19	1178.44	1072.97	17844.06
5	MANZALAI	3077.99	2603.66	2783.85	2411.09	2181.02	1995.08	36254.83
6	MARAMZAI	2970.22	2673.96	2990.18	2970.25	3084.04	2987.64	35278.29
7	MELA	393.76	337.32	349.00	327.25	321.18	295.43	4038.08
8	NASHPA	2244.71	2024.65	2221.24	2143.20	2194.44	2134.30	24205.39
9	SHEKHAN	0.00	0.00	0.00	0.00	0.00	0.00	0.00
10	TOLANJ X	0.00	0.00	0.00	0.00	0.00	0.00	0.00
	TOTAL	11398.14	10380.51	11890.99	10954.39	11094.96	10553.77	135128.99
	BALOCHISTAN							
1	LOTI	643.22	619.37	698.76	662.50	689.12	669.91	8187.06
2	PIRKOH	461.90	423.00	454.00	382.20	389.75	434.12	5426.49
3	SUI	13687.00	12166.60	13298.53	12656.13	12965.90	12485.31	159029.81
4	UCH	8940.50	8673.20	9935.60	11291.00	10868.80	10444.10	104484.40
	TOTAL	23732.62	21882.17	24386.89	24991.83	24913.57	24033.44	277127.76
	GRAND TOTAL	128611.14	114114.65	127961.99	121017.87	124753.38	122914.99	1493686.56

3.3 Production of Crude Oil, Natural Gas and Electricity

Electricity (Mn.Kwh)

Year / Month			Crude Oil (000 Barrels)	Natural Gas(MCFT)	Total	Hydel	Thermal	Nuclear
2009-10			23706	1482846	94222	27927	63504	2791
2010-11			24041	1471590	86873	31781	52376	2716
2011-12			24573	1558960	67272	28431	53571	5270
2012-13			27841	1505839	86190	29687	51950	4553
2013-14			31585	149368	89883	31698	53283	4902
	2013	Jun	2426	120782	7778	3379	4102	297
		Jul	2522	127699	9513	3883	5198	432
		Aug	2494	128375	9283	3912	4848	523
		Sep	2359	122440	9416	4087	4835	494
		Oct	2489	124690	8205	2924	4748	533
		Nov	2473	121995	7565	2473	4533	559
		Dec	2614	129113	6848	1885	4457	506
	2014	Jan	2687	128611	6286	867	4877	542
		Feb	2448	114115	6129	1997	3705	427
		Mar	2865	127962	6254	1589	4288	377
		Apr	2779	121018	6225	1766	4078	381
		May	2981	124753	6603	2755	3681	167
		Jun	2873	122914	5208	3346	1841	21

Source: i) Directorate General of Petroleum concession
M/O Petroleum& Natural Resources Islamabad
ii) Electricity Generating Establishment.

3.4 Mineral Production

(Thousand Tonnes)

Year / Month	Marble	Arg Clay	Silica Sand	Gypsum	Lime Stone	Ordinary Stone(MT)	Rock Salt	Coal	Copper	Copper Blister (MT)**
2009-10	1065	4304	411	854	37137	6715	1944	3536	-	18121
2010-11	1069	4484	301	885	32021	6685	1954	3292	-	15672
2011-12	1751	4562	270	1260	35016	6540	2136	3179	-	17931
2012-13	2360	4513	356	1250	38932	945	2160	2809	-	12285
2013-14	2057	4933	268	1322	36462	2695	2220	3453		8864
2013 Jun	228	398	15	126	2929	95	190	256	--	2129
July	187r	309	14	87	2709	350	189	204r	-	2210
Aug	172r	340	19	57	2583	305	124	132r	-	-
Sep	175r	410	24	103	2586	250	182	238	-	2190
Oct	124	485	19	90	3230	305	147	233	-	2133
Nov	244	432	29	135	2701	150	220	290	-	-
Dec	218	369	31	108	2896	150	208	255	-	-
2014 Jan	254	345	27	122	2902	155	206	312	-	-
Feb	108	239	20	99	2268	255	196	298	-	-
Mar	220	435	18	150	2851	260	218	312	-	-
Apr	164	487	16	117	3519	205	139	462	-	-
May	97	567	20	108	3979	260	204	447	-	-
Jun	185	517	32	145	4238	50	187	273	-	2331

**= Copper Blister for the months of July,08 to onward.

Contd.

3.4 Mineral Production

(Tonnes)

Year / Month		Iron ore	Bauxite	Barytes	Bentonite	Celestite	China Clay	Chalk	Chromite	Dolomite	Laterite
2009-10		447541	9031	57166	34596	160	22769	2939	257148	130408	181046
2010-11		329100	9033	31836	30840	-	16055	1100	148034	240111	298994
2011-12		384893	30223	48510	16520	-	21555	2749	179203	198392	293625
2012-13		408604	25288	118471	26077	-	22917	810	136443	335819	328067
2013-14		176290	31156	132379	40650		16191	1005	68094	673042	380166
2013	Jun	27336	3598	3590	2033	--	1429	--	6966	12610	15886
	July	19318r	2104	2795	1051	-	2107	137	6495	30437	12044
	Aug	6538r	1264	5394	935	-	2247	139	6887	25248	44778
	Sep	13158r	1324	11522	1468	-	2047	156	6844	32201	12216
	Oct	22557r	2110	2048	1691	-	759	135	5109	23387	113021
	Nov	11624	2218	14278	2162	-	846	123	5783	33384	31614
	Dec	21386	3537	9183	4011	-	1151	141	5475	26868	20123
2014	Jan	26534	2772	4494	2374	-	636	65	7074	33570	26454
	Feb	10979	2162	7555	4074	-	1627	-	3759	27659	18507
	Mar	11710	2765	28300	1489	-	1046	74	3125	41993	23593
	Apr	16567	4187	17063	4118	-	1178	10	5141	195146	17173
	May	7658	4588	19040	8222	-	1025	15	6830	92335	27063
	Jun	8257	2125	10707	9055	-	1522	10	5572	110814	33580

Contd.

3.4 Mineral Production

(Tonnes)

Year / Month		Feldspar	Fire Clay	Flourite	Fullers Earth	Magnesite	Magnese	Ocher	Ord Sand/Bajri Sand	Soap Stone	Sulphur
2009-10		54198	329055	290	11219	5159	1655	55352	-	53991	26641
2010-11		23254	274042	3156	4180	4908	785	36078	-	47561	27645
2011-12		53235	408187	6859	6906	5444	345	42107	-	55515	25560
2012-13		38218	454645	13344	4259	6705	290	37769	2141	93214	20610
2013-14		81858	458037	7469	6397	3725	3945	32634	3500	72234	35672
2013	Jun	4564	39907	722	372	--	--		--	703	2732
	July	4781	30908	191	470	266	90	2934	850	7911	2850
	Aug	12998	25244	223	222	265	25	2701	850	4278	2929
	Sep	13660	28968	267	484	446	510	3305	900	4654	2822
	Oct	11715	48226	316	432	450	685r	2624	250	5468	2923
	Nov	15343	40046	609	606	336	680	2677	600	10476	2750
	Dec	6448	45651	657	380	448	600	2476	50	8363	3174
2014	Jan	1660	33765	853	906	380	--	2753	--	10331	3160
	Feb	-	26862	799	938	--	--	1732	--	--	2874
	Mar	-	34414	964	606	--	--	1772	--	436	3168
	Apr	5628	44047	957	458	350	510	2089	--	8213	2968
	May	8410	52713	576	338	378	360	3025	--	8661	3103
	Jun	1215	47193	1088	457	406	560	4546	--	3043	2951

Contd.

4. HEALTH

4.1(a) Monthly Immunization Coverage
Number of doses administered (0-11 months)children during 2014

Month(s)	BCG	OPV-0	OPV-1	OPV-2	OPV-3	Pentava-lent-1	Pentava-lent-2	Pentava-lent-3	Pneumo-1	Pneumo-2	Pneumo-3	Measles-1
January	525,198	405,746	497,271	475,564	456,038	496,598	472,501	454,779	475,363	448,038	430,709	424,624
February	503,120	385,213	482,021	454,397	440,269	480,933	451,873	439,446	448,297	422,985	409,269	416,515
March	514,655	382,458	510,467	475,154	460,467	510,264	474,701	460,935	480,788	445,640	432,791	451,966
April	487,535	357,367	493,367	480,592	470,418	497,255	479,967	470,089	463,280	451,386	442,319	479,451
May	458,787	348,140	452,260	448,345	445,106	449,792	447,608	444,123	417,859	417,049	414,166	431,932
June	462,981	353,342	431,425	424,896	432,300	434,424	427,945	435,313	405,836	401,532	411,336	428,978
July												
August												
September												
October												
November												
December												
Total	2,952,276	2,232,266	2,866,811	2,758,948	2,704,598	2,869,266	2,754,595	2,704,685	2,691,423	2,586,630	2,540,590	2,633,466

Source : National Institute of Health, Islamabad.

4.1(b) Monthly Immunization Coverage
Number of doses administered (12-23 Months) children during 2014

MONTH	BCG	OPV-1	OPV-2	OPV-3	Pentava-lent-1	Pentava-lent-2	Pentavalent-3	Measles-2
January	937	1,731	1,329	2,294	1,775	1,399	1,097	343,066
February	2,463	1,713	1,233	3,196	1,712	1,233	3,191	343,434
March	2,594	2,836	2,077	1,871	2,783	2,045	1,835	370,358
April	15,914	4,597	3,817	3,485	4,592	3,813	3,459	399,776
May	2,078	1,689	1,403	1,319	1,685	1,400	1,253	339,376
June	4,393	1,314	864	3,022	3,370	1,208	1,306	343,568
July								
August								
September								
October								
November								
December								
Total	28,379	13,880	10,723	15,187	15,917	11,098	12,141	2,139,578

BCG = Bacillus of Chalmette and Guerin
OPV = Oral Polio Vaccine

Source : National Institute of Health, Islamabad.

4.1(c) Monthly Immunization Coverage
Number of TT doses administered to women during 2014

MONTH	Pregnant Women					Childbearing age women				
	TT1	TT2	TT3	TT4	TT5	TT1	TT2	TT3	TT4	TT5
January	348,508	302,479	40,183	12,529	7,776	43,448	32,770	18,221	6,293	3,011
February	358,886	296,457	39,583	12,422	7,052	46,802	34,019	18,123	8,487	3,460
March	381,528	313,968	38,741	12,567	7,206	47,167	34,609	18,031	9,089	4,040
April	406,729	328,086	40,546	11,976	6,498	46,936	32,837	17,722	5,806	3,396
May	401,078	324,784	41,523	12,600	8,195	39,794	27,087	18,009	4,880	2,782
June	371,594	325,646	33,212	10,815	6,801	34,649	24,673	13,328	4,907	2,726
July										
August										
September										
October										
November										
December										
Total	2,268,323	1,891,420	233,788	72,909	43,528	258,796	185,995	103,434	39,462	19,415

TT = Tetanus Toxiod

Source : National Institute of Health, Islamabad.

4.2 Monthly Report on HIV Treatment Centres
March, 2014

S. No	Centre Name	Male		Female		Children		Transgender		TOTAL	TOTAL on ART
		Total	On ART	Total	On ART	Total	On ART	Total	On ART		
Federal											
1	PIMS, Islamabad	1442	496	274	152	28	22	2	1	1746	671
Punjab											
2	Mayo Hospital, Lahore	339	152	54	30	6	1	7	0	406	183
3	Services Hospital, Lahore	214	130	75	53	32	8	1	1	322	192
4	Peaditric Unit, Services Hospital, Lahore	0	0	0	0	144	64	0	0	144	64
5	Shaukat Khanum Hospital, Lahore	211	198	161	137	16	1	0	0	388	336
6	Jinnah Hospital, Lahore	608	263	201	111	2	0	16	8	827	382
7	DHQ Hospital, Sargodha	333	61	34	12	5	2	0	0	372	75
8	DHQ Hospital, D.G Khan	406	241	157	105	19	6	1	1	583	353
9	Allied Hospital, Faisalabad	157	85	16	14	0	0	0	0	173	99
10	Aziz Bhatti Hospital,Gujrat	284	181	192	138	0	0	0	0	476	319
Sindh											
11	Civil Hospital, Karachi	1798	527	190	123	27	0	25	7	2040	657
12	Peaditric Unit, Civil Hospital, Karachi	0	0	0	0	30	17	0	0	30	17
13	Indus Hospital, Karachi	251	119	66	31	0	0	0	0	317	150
14	Aga Khan Hospital, Karachi	0	0	0	0	26	18	0	0	26	18
15	Chanka Medical College Hospital, Larkana	392	230	91	52	12	2	0	0	495	284
Khyber Pakhtunkhwa											
16	Hayatabad Medical Complex, Peshawar	944	652	315	221	59	22	0	0	1318	895
17	KDA Hospital, Kohat	152	110	73	54	11	8	0	0	236	172
Balochistan											
18	Bolan Medical Complex, Quetta	154	73	29	15	7	5	0	0	190	93
Total		7685	3518	1928	1248	424	176	52	18	10089	4960

Source:- National Aids Control Programme, NIH, Islamabad.

4.3(a) Register Veterinary Medical Practitioner With PVMC- 2014

S.No.	RVMP Registration for the year of 2014	Male	Female	D.V.M	M.Sc	M.Phil	Ph.D	Total
1	January	28	1	29	Nil	Nil	Nil	29
2	February	129	7	136	Nil	Nil	Nil	136
3	March	49	1	48	2	Nil	Nil	50
4	April	9	2	11	Nil	Nil	Nil	11
5	May	31	4	34	Nil	1	Nil	35
6	June	22	3	23	1	1	Nil	25
7	July							
8	August							
9	September							
10	October							
11	November							
12	December							
	Total	268	18	286	3	2	Nil	286

Total RVMP Registered since 1st January 2014 to 31st July 2014= 403 Source:- Pakistan Veterinary Medical Council, Islamabad.
Total RVMP Registered since 30th May 2000 to 31st July 2014= 8299

4.3(b) Registered Animal Husbandry Graduate With PVMC- 2014

S.No.	RVMP Registration for the year of 2014	Male	Female	B.Sc. (Hons) A.H	M.Sc.	Ph.D	Total
1	January	Nil	Nil	Nil	Nil	Nil	Nil
2	February	NIL	NIL	NIL	NIL	NIL	NIL
3	March	3	NIL	NIL	3	NIL	3
4	April	2	NIL	2	NIL	NIL	2
5	May	1	NIL	NIL	1	NIL	1
6	June	1	NIL	1	NIL	NIL	1
7	July						
8	August						
9	September						
10	October						
11	November						
12	December						
	Total	7	NIL	3	4	NIL	7

Total RAHG Registered since 1st January 2013 to 31st July 2014=09 Source:- Pakistan Veterinary Medical Council, Islamabad.
Total RAHG Registered since 30th May 2000 31st July 2014= 475

4.4 Tuberculosis Report (FTI)
(April -June, 2014)

Provinces/Regions	TB Cases NSS+	CDR SS+**	TB All Types			CDR Total	% Treatment Success Rate* (TSR)
			Male	Female	Total		
Punjab	21090	61.95	27147	27322	54469	67.96	NA
Sindh	7374	53.33	8444	7783	16227	50.71	NA
K.P.K	4148	49.71	2773	2252	5025	59.98	NA
Balochistan	914	29.63	629	932	1561	29.88	NA
F.A.T.A	307	22.04	310	381	691	33.76	NA
Gilgit Baltistan	60	13.42	194	290	484	40.03	NA
AJK	457	30.87	758	811	1569	46.53	NA
ICT	120	32.02	87	115	202	47.66	NA
Pakistan	34470	54.67	40342	39886	80228	60	NA

CDR : Case Deduction Rate

Source: National TB Control Programme NIH, Islamabad.

SS+ Sputum Smear Positive

* Available One Year Lag

** Based on revised WHO estimates.

5. MANUFACTURING

5.1 Quantum Index Numbers of Large-Scale Manufacturing Industries

Year/month	Manufacturing (Over all)	Selected Items						
		Vegetable Ghee	Tea Blended	Cigarettes	Cotton Yarn	Cotton Cloth	Jute Goods	Paper & Board
				(2005-06=100)				
2010-11	111.14	94.81	103.43	101.97	115.43	112.89	89.16	95.79
2011-12	112.44	95.76	118.91	96.60	116.03	113.23	90.03	116.64
2012-13	117.04	98.88	141.83	105.05	118.51	113.86	98.39	135.35
2013-14	121.66	102.52	160.93	100.54	120.40	114.64	97.34	150.24
2013 Jun	114.03	105.53	113.34	83.17	120.72	114.21	108.99	138.02
Jul	110.75	104.68	159.60	78.06	119.55	114.45	100.65	164.53
Aug	109.24	97.11	129.50	84.53	120.02	114.85	82.97	153.63
Sep	112.65	98.96	147.45	102.18	119.83	114.58	102.87	159.06
Oct	111.88	97.80	152.91	98.15	120.21	114.71	91.45	168.41
Nov	138.40	105.29	172.19	96.36	119.55	114.05	104.05	153.92
Dec	134.08	101.91	182.11	97.31	120.16	114.32	112.15	128.22
2014 Jan	138.47	105.64	184.55	95.59	120.35	114.98	108.86	104.73
Feb	137.26	105.92	170.89	103.05	119.81	114.18	96.57	134.62
Mar	135.35	105.64	183.64	126.27	121.20	114.85	103.91	152.84
Apr	124.13	100.71	153.53	128.44	121.15	114.45	95.46	159.52
May	118.43	104.44	147.02	134.21	121.57	115.25	87.29	165.69
Jun	115.18	102.09	148.13	62.30	121.43	114.95	81.80	157.26

* = Provisional

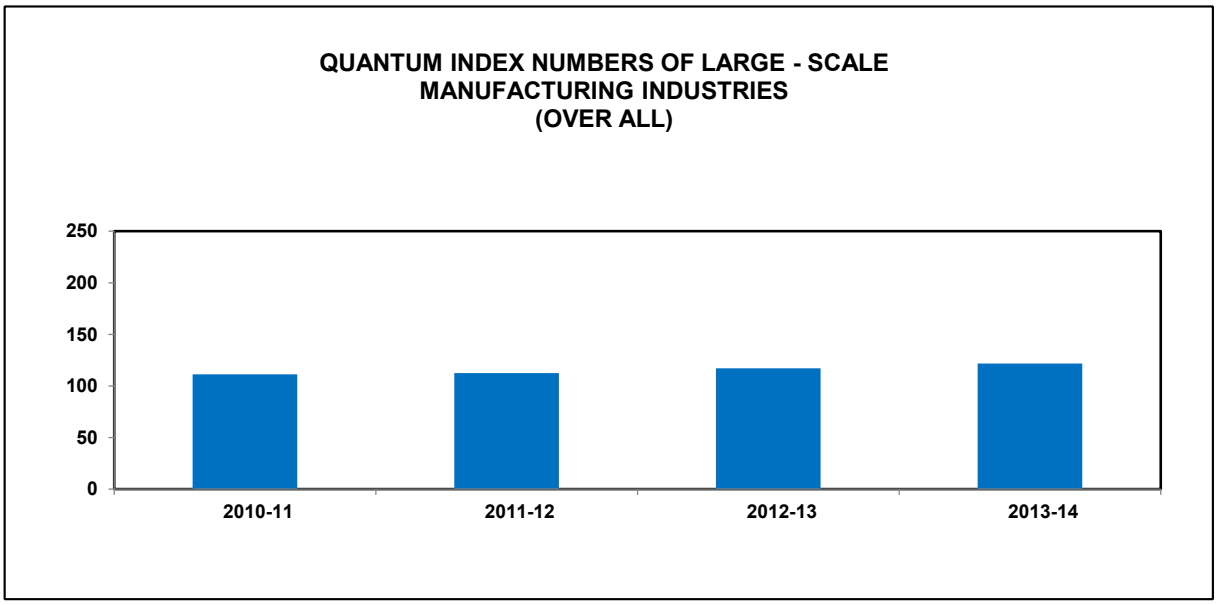

Contd.

5.1 Quantum Index Numbers of Large-Scale Manufacturing Industries

Year/month	Selected Items				
	Cement	Auto Mobile	Fertilizers		
			Nit Fertilizer	Phos Fertilizer	Total
	(2005-2006=100)				
2010-11	154.69	103.80	126.93	93.26	96.29
2011-12	159.22	107.31	121.21	93.91	96.37
2012-13	167.29	93.54	133.94	88.40	92.49
2013-14	168.62	91.15	137.52	104.81	107.75
2013 Jun	180.54	109.72	96.39	150.22	101.24
Jul	158.24	84.51	100.73	151.83	105.33
Aug	132.43	84.43	118.12	152.61	121.22
Sep	174.79	88.48	120.03	158.03	123.45
Oct	163.54	91.42	117.30	164.10	121.51
Nov	158.50	83.83	105.93	148.26	109.74
Dec	176.15	85.16	105.78	151.01	109.85
2014 Jan	161.99	96.02	101.55	36.39	95.69
Feb	158.11	90.71	91.81	74.85	90.29
Mar	190.11	104.11	101.32	168.11	107.33
Apr	183.90	96.27	97.74	136.83	101.26
May	178.09	99.76	95.53	159.01	101.25
Jun	188.49	89.15	101.84	149.22	106.10

5.2 Production of Manufacturing Items

Year/month	Vegetable Ghee (i)		Sugar (i)		Tea Blended (ii)	
	No. of reporting factories	Production (Tonnes)	No. of reporting factories	Production (Tonnes)	No. of reporting factories	Production (Tonnes)
			(2005-06=100)			
2010-11	87	1091810	78	4168721	5	65782
2011-12	87	1102861	78	4634093	5	75628
2012-13	87	1138754	78	5073501	5	90201
2013-14	87	1180619	78	5582353	5	102352
2013 Jun	87	101272	78	15761	5	6007
Jul	87	100456	78	0	5	8459
Aug	87	93192	78	0	5	6845
Sep	87	94976	78	0	5	7578
Oct	87	93859	78	0	5	7785
Nov	87	101049	78	61050	5	9126
Dec	87	97806	78	1244932	5	9652
2014 Jan	87	101386	78	1495573	5	9781
Feb	87	101649	78	1418391	5	9057
Mar	87	101386	78	904594	5	9733
Apr	87	96650	78	398546	5	8137
May	87	100232	78	27388	5	7792
Jun	87	97978	78	31879	5	7851

Contd.

5.2 Production of Manufacturing Items

Year/month	Beverages (iii) *		Cigarettes (ii)	
	No. of reporting factories	Production (000 litres)	No.of reporting factories	Production (Million Nos.)
	(2005-2006=100)			
2010-11	...	1490983	14	65403
2011-12	...	1812430	14	61954
2012-13		2077729	14	67377
2013-14		2510288	14	64482
2013 Jun	...	233195	14	4445
Jul	...	255813	14	4172
Aug	...	224446	14	4518
Sep	...	210258	14	5461
Oct	...	188662	14	5246
Nov		174745	14	5150
Dec		110677	14	5201
2014 Jan		126472	14	5109
Feb		172437	14	5508
Mar		227109	14	6749
Apr		233995	14	6865
May		262614	14	7173
Jun		252283	14	3330

*** Not available
* In the new base 2005-06 Beverages has been replaced by soft drinks, juices, syrups and squashes and liquors.

Source: (i) Ministry of Industries & Production.
(ii) Provincial Bureaus of Statistics.
(iii) Central Board of Revenue.

Contd.

5.2 Production of Manufacturing Items

Year/ month	No. of reporting factories	Cotton Textiles (Mills sector)												
		Capacity installed			Capacity worked			Spindle hours worked (Mn. No.)	Looms hours worked (Mn.No.)	Rotors hours worked (Mn.No.)	Consum-ption of Raw Cotton (Tonnes)	Total Yarn Produ-ction (Tonnes)	Surplus Yarn (Tonnes)	Total Prod-uction of Cloth(000) (Sq.m)
		No. of Spindles (000)	No. of Looms (000)	No. of Rotors (000)	No. of Spindles (000)	No. of Looms (000)	No. of Rotors (000)							
2007-08	427	11834	8	203	9960	4	124	76400	21	512	3159170	2809383	2700283	1016390
2008-09	369	10514	9	153	9406	4	71	75408	24	485	2638235	2274347	2327217	1019183
2009-10	439	11392	7	195	10632	5	140	6221	2	40	3372364	2880970	2768071	1004587
2010-11	433	11421	7	195	10757	5	143	6903	2	40	3405727	2956972	1006567	1029672
2011-12		10994	7	161	9885		100							
2012 Jan	373	10994	7	161	9963	5	103	6498	2	40	231500	201000	82283	85250
Feb	373	10994	7	161	9925	5	103	6300	2	40	230575	200500	88197	85000
Mar	373	10994	7	161	9887	5	103	6382	2	40	231380	201200	88304	85350
Apr	373	10994	7	161	9906	5	104	6400	2	41	228850	199000	89483	85050
May	373	10994	7	161	9806	5	104	6491	2	41	222080	198000	89766	84500
Jun	373	10994	7	161	9893	5	103	6401	2	40	223070	198200	88626	84200
Jul	373	10994	7	161	9906	5	104	6301	2	42	236841	217900	82358	85520
Aug	373	10994	7	161	9893	5	104	6398	2	41	236640	218263	81553	85500
Sep	373	10994	7	161	9809	5	104	6400	2	40	238548	156904	81600	85600
Oct	373	10994	7	161	9893	5	109	6491	2	41	238290	219111	85590	85750
Nov	373	10994	7	161	9886	5	111	6401	2	40	237899	218935	83431	85500
Dec	373	10995	8	171	9892	5	120	6491	2	41	238456	219669	82792	85458

Contd.

5.2 Production of Manufacturing Items

Year / month	Cotton Cloth (Mills Sector) (Thousand square metres)															Grand Total
	Fine					Medium					Coarse					
	Grey	Bleached	Dyed & Printed	Blended	Total	Grey	Bleached	Dyed & Printed	Blended	Total	Grey	Bleached	Dyed & Printed	Blended	Total	
2007-08	318397	17800	80925	41347	458469	97785	38207	212153	6803	354948	130590	18053	47859	6588	193090	1006507
2008-09	323350	20706	80446	42402	466904	101250	38695	204411	6839	351195	130882	17981	45775	6946	201584	1019683
2009-10	323595	31995	61290	44402	451282	101895	39541	204656	7839	353931	131728	18826	46620	7200	204374	1009587
2010-11	324931	23331	62626	45202	491745	103231	40877	205992	8239	351655	133064	20162	47956	7228	186272	1029672
2011-12	28205	2966	6454	4228	431006	9729	3341	14382	580	343794	19832	822	7292	686	183902	1018702
2012 Jan	--	--	--	--	40810	--	--	--	--	28843	--	--	--	--	15597	85250
Feb	--	--	--	--	40710	--	--	--	--	28768	--	--	--	--	15522	85000
Mar	--	--	--	--	10860	--	--	--	--	28868	--	--	--	--	15622	85350
Apr	--	--	--	--	40760	--	--	--	--	28768	--	--	--	--	15522	85050
May	--	--	--	--	40510	--	--	--	--	28618	--	--	--	--	15372	84500
Jun	28205	2966	6454	4228	41853	9729	3341	14382	580	28032	9916	411	3646	343	14316	84201
Jul	--	--	--	--	40920	--	--	--	--	28923	--	--	--	--	15677	85520
Aug	--	--	--	--	40710	--	--	--	--	28768	--	--	--	--	15522	85000
Sep	--	--	--	--	40895	--	--	--	--	29475	--	--	--	--	12530	85600
Oct	--	--	--	--	40926	--	--	--	--	28985	--	--	--	--	15839	85750
Nov	--	--	--	--	40910	--	--	--	--	28918	--	--	--	--	15672	85500
Dec	--	--	--	--	43110	--	--	--	--	28032	--	--	--	--	14316	85458

Source: Textile Commissioner's Organization.

Contd.

5.2 Production of Manufacturing Items

Year / month	No. of reporting factories	Jute Textiles								
		Capacity installed		Capacity worked		Production (Tonnes)				Raw Jute consumed (Bales)
		No. of Spindles	No. of Looms	No. of Spindles	No. of Looms	Total	Hessian	Sacking	Others	
					(2005-2006=100)					
2010-11	10	36076	1851	25327	1044	93174	18218	62630	12326	571874
2011-12	…	…	…	…	…	94087	15960	67138	10989	…
2012-13						102820	12748	77188	12884	
2013-14						101722	15142	71339	15241	
2013 Jun	10	36392	1755	23759	974	9492	1261	7066	1165	10218
Jul	10	36392	1755	23479	964	8765	1376	5980	1409	50939
Aug	10	36392	1755	23310	940	7226	1231	5038	957	50939
Sep	10	36392	1765	23730	991	8959	1290	6445	1224	50939
Oct	10	36392	1735	23507	969	7964	1178	5599	1187	47352
Nov		36392	1755	23354	971	9061	1354	6329	1378	21961
Dec		36392	1755	23476	1021	9767	1450	6967	1350	54772
2014 Jan						9482	1467	6644	1371	
Feb						8410	1349	5953	1108	
Mar							1421	6206	1422	
Apr							1047	6077	1189	
May							992	5225	1385	
Jun							987	4876	1261	

Contd.

5.2 Production of Manufacturing Items

Year/month	Paper		Paper Board	
	No. of reporting factories	Production (Tonnes)	No. of reporting factories	Production (Tonnes)
	(2005-2006=100)			
2010-11	19	228675	26	206065
2011-12	19	246342	26	283025
2012-13	19	232361	26	381938
2013-14	19	214298	26	467541
2013 Jun	19	21204	26	30997
Jul	19	18409	26	43934
Aug	19	17782	26	40224
Sep	19	19680	26	40608
Oct	19	24219	26	39473
Nov	19	15798	26	42416
Dec	19	15559	26	32933
2014 Jan	19	15079	26	24532
Feb	19	15616	26	35296
Mar	19	18042	26	39764
Apr	19	19918	26	40414
May	19	17600	26	45065
Jun	19	16596	26	42882

Contd.

5.2 Production of Manufacturing Items

Year / month	Chemicals (Tonnes)				
	No. of reporting factories	Soda Ash (i)	Caustic Soda (i)	Sulphuric Acid (ii)	Chlorine Gas (ii)
		(2005-2006=100)			
2010-11	12	378048	172031	114773	15157
2011-12	12	370743	179097	100403	15770
2012-13	12	366238	182869	89431	15495
2013-14	12	409148	167465	85773	14902
2013 Jun	12	32625	14765	7120	1388
Jul	12	33532	13434	5874	1410
Aug	12	31817	12557	4836	1320
Sep	12	31895	15771	7622	1350
Oct	12	32890	17952	7050	1243
Nov	12	32182	15324	7223	1256
Dec	12	34394	13758	10286	1202
2014 Jan	12	34048	11554	7153	1080
Feb	12	31205	11352	3555	1287
Mar	12	35034	14068	7868	1291
Apr	12	38225	13995	6362	1302
May	12	40138	15087	6176	1110
Jun	12	33788	13613	6171	1099

Contd.

5.2 Production of Manufacturing Items

Year/month	Chemical Fertilizers (Tonnes) (i)						Paints & Varnishes Solid(iii)		Paints & Varnishes Liquid (iii)	
	No. of reporting factories	Urea	Super Phosphate	Ammonium Nitrate	Nitro Phosphate	Dl.Amm. Phosphate	No. of reporting factories	Production (Tonnes)	No. of reporting factories	Production (000 Ltrs.)
					(2005-2006=100)					
2010-11	11	4552068	173250	275061	252335	663782	102	25673	169	48924
2011-12	11	4470662	114727	432290	337624	622649	102	23026	169	38371
2012-13	11	4215088	79304	401270	291922	729917	102	28048	169	40528
2013-14	11	4930283	87754	519104	447168	693142	102	36714	169	43908
2013 Jun	11	381652	5790	35437	30656	67768	102	2853	169	4121
Jul	11	401146	3682	34427	29625	69106	102	2373	169	4701
Aug	11	470842	7406	36157	42330	64514	102	2557	169	4166
Sep	11	458528	5940	62549	53909	63715	102	2786	169	3146
Oct	11	447093	10184	56367	55425	63623	102	3137	169	3276
Nov	11	423461	126634	40477	30840	66748	102	2899	169	3258
Dec	11	420412	4487	40345	32682	68824	102	3197	169	3359
2014 Jan	11	399378	3220	40155	33340	3332	102	3066	169	3345
Feb	11	361536	7530	36243	28658	25371	102	2933	169	3324
Mar	11	384791	9283	54016	43333	70699	102	3003	169	3449
Apr	11	382988	8557	45422	28230	60142	102	3805	169	3636
May	11	375283	8805	37416	37673	70514	102	3428	169	4124
Jun	11	404825	6006	35530	31123	66555	102	3485	169	4143

Source: (i) M/o. Industries & Production.
(ii) Provincial Bureau of Statistics.

Contd.

5.2 Production of Manufacturing Items

Year/ Month	No. of Reporting Refineries	Petroleum Products (000 Ltrs.)											
		Jet Fuel	Kerosene	Motor Spirit	High Speed Diesel	Diesel Oil N.O.S.	Furnace Oil	Lubri-cating Oil	Jute Batching Oil	Solvent-Neptha	L.P.G.	Petroleum Products N.O.S.	Total Petroleum Prodiucts
							(2005-2006=100)						
2010-11	4	1054216	143637.42	1695852	3851414	51700	2566930	221456	3356.1289	1052751	343249.6	289825.51	11274387.25
2011-12	4	890346	156876.98	1687118	3828574	30230	2282991	234177	3525.9463	923630	341610.9	264024.6	10643104.21
2012-13	4	936028.4	179870.54	2056737	4583975	40041	2777820	224823	3489.0781	898671	420457.2	272492.48	12394403.52
2013-14	4	995513.7	175698.77	2171499	5088237	60893	3041178	224608	2788.5811	1008195	380597.4	279583.59	13428792.36
2013 Jun	4	84665	11389	182729	463558	4718	249932	21416	375	90120	33202	26952	1169057
Jul	4	73969	18426	193992	435633	5495	243246	19398	209	77535	35219	23561	1112683
Aug	4	73878	17338	190194	463804	3174	259970	21692	193	84112	34241	21939	1170535
Sep	4	70037	16809	173829	384145	3595	234289	20121	232	78242	28213	25041	1034551
Oct	4	86145	15789	175327	433481	3985	257260	20552	140	75858	30824	21331	1120693
Nov	4	70876	13110	181655	422551	5665	261431	18230	331	60423	34178	23960	1092413
Dec	4	91056	13059	187469	387624	5466	254891	17784	282	70176	31413	24899	1084125
2014 Jan	4	87709	6447	168542	405360	3932	253617	17693	276	86247	31512	17646	1079062
Feb	4	91912	8094	173268	417692	6812	282719	18261	315	90241	29481	18979	1138133
Mar	4	91623	24148	18569	418888	7283	256768	18947	219	90270	33236	22323	1150274
Apr	4	85369	14765	178814	397713	3229	219221	14657	161	80408	33942	23429	1050707
May	4	89272	14103	185150	463937	5423	262438	18825	210	102845	28378	26641	1197222
Jun	4	83665	13610	176693	447409	6833	255248	18448	219	111836	30599	29835	1184394

Source: Oil companies advisory committee (OCAC)

Contd.

5.2 Production of Manufacturing Items

Year/month	Manufacture/Assembly of Automobiles (Nos.) (i)							Bicycles (ii)	
	Cars	Jeeps (4x4)	Light commercial vehicles	Trucks	Buses	Motor Cycles	Tractors	No. of reporting factories	Production (Nos.)
					(2005-2006=100)				
2010-11	133972	883	19142	2810	490	1638457	70855	5	345272
2011-12	154255	451	20929	2597	568	1649532	48152	5	262096
2012-13	120332	1475	14517	1923	522	1675071	50871		232979
2013-14	116281	1217	17477	2674	559	1728137	34524	5	205448
2013 Jun	12575	248	1609	260	12	142870	5337	5	20633
Jul	9313	123	1241	166	34	140614	1928	5	11267
Aug	9273	81	1509	118	65	133566	1902	5	13045
Sep	8959	80	1485	168	75	146485	2592	5	19505
Oct	9152	92	2047	189	92	140004	3302	5	16194
Nov	8072	87	3191	206	22	141038	3816	5	21094
Dec	7982	61	1121	217	30	138820	4850	5	19224
2014 Jan	10808	123	1429	203	54	156803	1651	5	17692
Feb	10318	71	1504	237	60	143195	1275	5	19080
Mar	11480	112	1628	303	35	156607	3401	5	16436
Apr	10726	79	1349	256	26	138110	4007	5	16018
May	10561	181	1308	253	30	155374	4025	5	18012
Jun	9637	127	1465	358	57	137521	1775	5	17881

Contd.

5.2 Production of Manufacturing Items

Year/month	Steel Products (Tonnes) (i)					
	Coke	Pig iron	Billets	H.R. sheets/ strips/plates/ coils	C.R. sheets/ strips/plates/ coils	Galvanized sheets
			(2005-2006=100)			
2010-11	301701	433104	3913	358597	87946	5440
2011-12	192876	249135	1403	180087	25910	0
2012-13	203359	201489	0	14969	2383	0
2013-14	31924	89433	0	11605	2484	0
2013 Jun	18547	17517	227	15674	1510	0
Jul	13744	15448	501	1615	229	0
Aug	11109	12283	66	18548	0	0
Sep	7071	10560	0	1474	1849	0
Oct	0	5144	0	8069	0	0
Nov	0	3904	0	0	0	0
Dec	0	4027	0	3551	0	0
2014 Jan	0	4240	0	2784	0	0
Feb	0	7755	0	8159	0	0
Mar	0	4800	0	2440	898	0
Apr	0	2176	0	0	0	0
May	0	9420	0	8388	0	0
Jun	0	9676	0	2086	1155	0

Contd.

5.2 Production of Manufacturing Items

Year/month	Cycle Tyres (i)		Cycle Tubes (i)		Motor tyres (ii)		Motor tubes (ii)		Cement (ii)	
	No. of reporting factories	Produ-ction (000 Nos.)	No. of reporting factories	Produ-ction (000 Nos.)	No. of reporting factories	Produ-ction (000 Nos.)	No. of reporting factories	Produ-ction (000 Nos.)	No. of reporting factories	Produ-ction (000 MT)
					(2005-2006=100)					
2010-11	9	2879	9	6534	4	9222	4	19108	21	28716
2011-12	9	3431	9	6846	4	7011	4	20338	21	29557
2012-13		3429	9	7746	4	7864	4	20269	21	31055
2013-14		4067	9	8033	4	8770	4	20837	21	31303
2013 Jun	9	296	9	597	4	631	4	1699	21	2793
Jul	9	314	9	610	4	724	4	1725	21	2448
Aug	9	362	9	676	4	626	4	1690	21	2047
Sep	9	314	9	692	4	726	4	1712	21	2704
Oct	9	345	9	669	4	717	4	1717	21	2530
Nov	9	349	9	709	4	765	4	1809	21	2440
Dec	9	338	9	715	4	806	4	1729	21	2711
2014 Jan	9	340	9	668	4	741	4	1736	21	2506
Feb	9	345	9	673	4	739	4	1738	21	2446
Mar	9	338	9	675	4	748	4	1739	21	2941
Apr	9	343	9	655	4	730	4	1738	21	2845
May	9	327	9	679	4	771	4	1763	21	2755
Jun	9	352	9	641	4	715	4	1755	21	2916

Source:(i) Provincial Bureaus' of Statistics.
(ii) M/o. Industries & Production.

Contd.

5.2 Production of Manufacturing Items

Year/month	No. of reporting factories	Electric Bulbs (iii) Production (000 Nos.)	No. of reporting factories	Electric Tubes (iii) Production (000 Metres)
2010-11	6	79610	2	1180
2011-12	6	78981	2	1266
2012-13	6	79743	2	0
2013-14	6	75528	2	0
2013 Jun	6	6773	2	122
Jul	6	6700	2	122
Aug	6	6881	2	0
Sep	6	6657	2	0
Oct	6	7440	2	0
Nov	6	7495	2	0
Dec	6	6670	2	0
2014 Jan	6	5661	2	0
Feb	6	5330	2	0
Mar	6	6053	2	0
Apr	6	5777	2	0
May	6	5254	2	0
Jun	6	5311	2	0

Contd.

5.2 Production of Manufacturing Items

Year/month	Sewing Machines (ii)		Electric Motors (ii)		Electric Transformers (ii)		T.V. Sets (iii)	
	No. of reporting factories	Production (Nos.)	No. of reporting factories	Production (Nos.)	No. of reporting factories	Production (Nos.)	No. of reporting factories	Production (Nos.)
				(2005-2006=100)				
2010-11	7	47026	23	10469	10	13691	14	425592
2011-12	7	39603	23	9126	10	23683	14	268801
2012-13	7	32876	23	7539	10	26411	14	462938
2013-14	7	19845	23	9891	10	11363	14	426374
2013 Jun	7	2566	23	459	10	2473	14	8208
Jul	7	1530	23	835	10	1843	14	33778
Aug	7	1699	23	740	10	1329	14	32638
Sep	7	540	23	912	10	529	14	32291
Oct	7	1211	23	945	10	155	14	34706
Nov	7	1718	23	841	10	717	14	35393
Dec	7	1685	23	747	10	822	14	35100
2014 Jan	7	1999	23	781	10	783	14	37597
Feb	7	1869	23	782	10	694	14	36951
Mar	7	1600	23	874	10	772	14	39931
Apr	7	707	23	877	10	1106	14	34491
May	7	2692	23	879	10	1247	14	34997
Jun	7	2595	23	847	10	1366	14	34718

Source: (i) M/o. Industries & Production
(ii) Provincial Bureaus of Satistics
(iii) Pakistan Electronic Manufacturer Association(PEMA)

6. MONEY & CREDIT

6.1 Reserve Money

Components	2009-10	2010-11	2011-12	2012-13	2013-14
A. Currency in Circulation	1295385	1501411	1673746	1,939,267	2177873
B. Cash in Tills	87673	104852	110055	110,867	139490
C. Other Deposits with SBP1/	6663	10145	8899	10,523	13147
D. Bank Deposits	289566	349434	396172	475,648	530746
Reserve Money (A+B+C+D)	1679287	1965842	2188872	2,536,305	2861256
Factor affecting Reserve Money (RM)					
A. Government Sector(1+2)	1224942	1222060	1727905	2235863	2432250
1. Budgetary Borrowings	1208651	1200660	1706008	2,212,823	2409794
2. Others	16291	21400	21897	23,040	22456
B. Non-Govt. Sector (1+2+3)	306625	309342	284061	295,111	494563
1. Claims on Scheduled Banks					
(a+b+c+d+e)	312680	315182	288789	300,649	500041
a. Agricultlure Sector	55483	53228	52131	52,278	51923
b. Industrial Sector	42107	41943	42336	41,057	42833
c. Export Sector	185541	190460	164768	177,756	160553
d. Housing Sector	--	--	--	- -	
e. Others	29549	29551	29554	29,557	244731
2. Claims on NBFIs	17628	18075	19187	18,537	18597
3. Special a/c debt Repayment	-23683	-23915	-23915	-24,075	-24075
C. Other Items (Net)	-231152	-179695	-211666	-128,620	-555023
D. Net Domestic Assets (A+B+C)	1300415	1351707	1800300	2,402,354	2371790
E. Net Foreign Assets	378872	614134	388572	133,951	489467
F. Reserve Money (D+E)	1679287	1965841	2188872	2,536,305	2861256

Contd.

6.1 Reserve Money

Components	2013							2014					
	Jun.	Jul.	Aug.	Sep.	Oct.	Nov.	Dec.	Jan.	Feb.	Mar.	Apr.	May	Jun.
A. Currency in Circulation	1938222	2021736	2010648	1984313	2150646	2134640	2086655	2137754	2137141	2116884	2125530	2158947	2177873
B. Cash in Tills	110867	129120	128229	132253	130325	122083	133340	117581	120244	137143	116883	119786	139490
C. Other Deposits with SBF	10523	10663	10769	10750	11052	11433	10866	10600	10661	10726	12839	13623	13147
D. Bank Deposits	475648	442706	402467	453536	455404	475335	493540	478681	480763	472541	466687	439916	530746
Reserve Money (A+B+C+D)	2535260	2604224	2552112	2580852	2747428	2743491	2724402	2744617	2748809	2737295	2721939	2732272	2861256
Factor Affecting Reserve Money (RM)													
A. Government Sector(1+2)	2235950	2636514	2805714	2613783	2818921	2690959	2696919	2667073	2421784	2300997	2189790	2298976	2432250
1. Budgetary Borrowings	2212910	2613442	2784261	2592062	2797466	2669686	2675725	2644162	2398626	2277916	2175773	2276278	2409794
2. Others	23040	23071	21453	21721	21455	21272	21194	22911	23159	23081	23017	22699	22456
B. Non-Govt. Sector (1+2+3)	442794	437420	387636	460145	472033	492666	526057	526883	516695	525673	521265	510926	494563
1. Claims on Scheduled Banks(a+b+c+d+e)	448331	443078	393363	465781	477474	498320	531811	532546	522285	531310	526799	516432	500041
a. Agricultlure Sector	52332	52235	52209	52167	52139	52161	52118	52013	52007	51977	51935	51974	51923
b. Industrial Sector	41057	39573	38844	38215	38055	39357	39715	40496	41884	44146	43802	43544	42833
c. Export Sector	177756	174084	125203	160354	172235	191756	201904	201962	190321	181190	177065	166915	160553
d. Housing Sector	-	-	-	-	-	-							
e. Others	177186	177186	177108	215045	215045	215045	238075	238075	238074	253998	253998	253998	244731
2. Claims on NBFIs	18537	18417	18348	18439	18635	18421	18320	18412	18484	18438	18541	18569	18597
3. Special a/c debt Repayment	-24075	-24075	-24075	-24075	-24075	-24075	-24075	-24075	-24075	-24075	-24075	-24075	-24075
C. Other Items (Net)	-276418	-522828	-687104	-479930	-493663	-326272	-401713	-325965	-163988	-163359	-250992	-507600	-555023
D. Net Domestic Assets (A+B+C)	2402326	2551106	2506246	2593998	2797292	2857353	2821262	2867992	2774492	2663312	2469064	2302303	2371790
E. Net Foreign Assets	132935	53118	45867	-13145	-49863	-113862	-96861	-123375	-25683	73983	252875	429969	489467
F. Reserve Money (D+E)	2535260	2604224	2552112	2580852	2747428	2743491	2724402	2744617	2748809	2737295	2721939	2732272	2861256

Note: 1) Excluding IMP A/c Nos. 1,2 & SAF A/c loan, counterpart funds and deposits of foreign, government, Central Bank, international organizations and deposit money banks
2) Source agency has made some changes in table Monetary Statistics and renamed as Reserve Money
3) P = Provisional

Source: State Bank of Pakistan.

7. PRICE

7.1 Price Indices (General) with Percentage Change

Year / month	Consumer price index (all urban)		Wholesale Price Index	
	index	Annual/monthly rate of change (%)	index	Annual/monthly rate of change (%)
	(2007-08 = 100)			
2009-10	128.85	10.10	135.40	13.85
2010-11	146.45	13.66	164.17	21.25
2011-12	162.57	11.01	181.29	10.42
2012-13	174.53	7.36	194.61	7.35
2013-14	189.58	8.62	210.48	8.15
2013 Jun	179.94	0.72	199.21	1.00
Jul	183.58	2.02	202.49	1.65
Aug	185.71	1.16	207.85	2.65
Sep	185.18	-0.29	209.33	0.71
Oct	188.82	1.97	211.70	1.13
Nov	191.21	1.27	212.22	0.25
Dec	188.68	-1.32	210.11	-0.99
2014 Jan	189.60	0.49	211.23	0.53
Feb	189.00	-0.32	210.94	-0.14
Mar	190.82	0.96	211.66	0.34
Apr	194.06	1.70	211.88	0.10
May	193.55	-0.26	211.71	-0.08
Jun	194.74	0.61	214.60	1.37

Price Indices (General)

(2007-08 = 100)

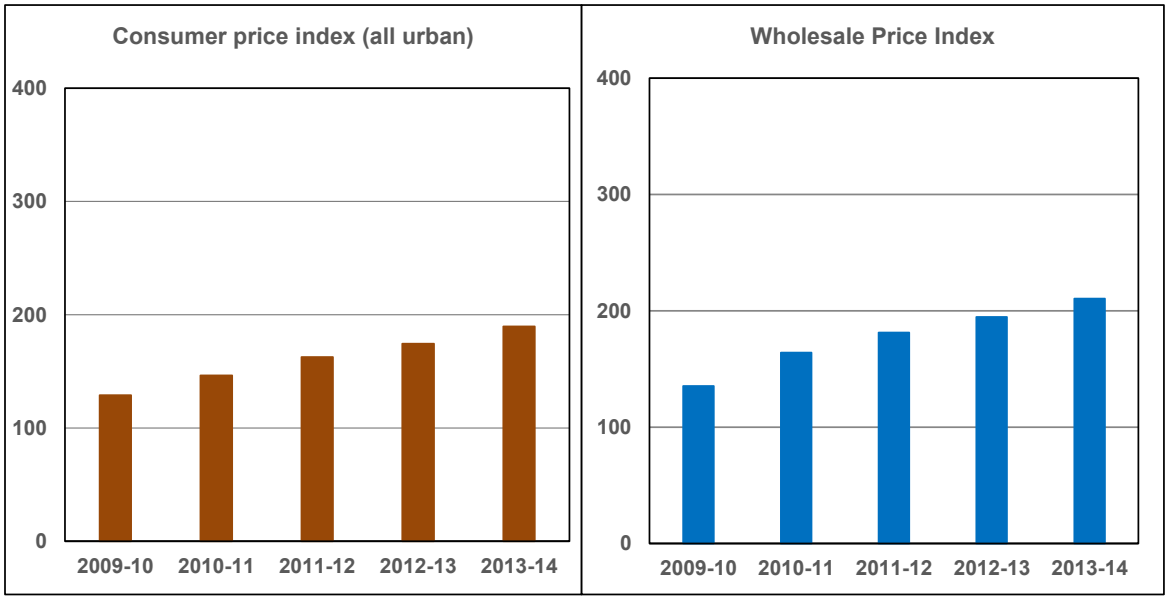

7.2 Combined Sensitive Price Indicator (SPI) by Quantile

Year/Month	Quantile					
	Q.1	Q.2	Q.3	Q.4	Q.5	Q.6
			(2007-08=100)			
2009 - 10	136.80	138.05	140.26	140.03	142.54	139.84
2010 - 11	159.47	161.21	160.54	166.27	168.82	164.03
2011 - 12	170.77	174.11	173.67	181.09	185.59	178.67
2012 - 13	184.04	190.29	189.05	190.39	190.78	189.61
2013 - 14	201.15	206.95	208.93	210.70	209.74	208.66
2013 Jun	191.15	197.59	196.33	197.73	197.73	196.75
Jul	195.49	201.80	200.49	201.84	201.59	200.80
Aug	198.48	204.55	203.12	204.34	203.86	203.29
Sep	198.61	204.40	202.80	203.93	203.65	203.05
Oct	200.93	206.51	207.95	209.53	208.61	207.69
Nov	207.40	212.58	215.92	217.42	215.13	214.76
Dec	202.14	207.70	211.31	213.30	212.02	210.78
2014 Jan	199.67	205.44	209.20	211.43	210.68	208.99
Feb	199.49	205.12	208.79	210.92	210.16	208.55
Mar	203.77	209.24	212.77	214.60	213.12	212.08
Apr	203.91	209.58	212.44	214.15	212.68	211.78
May	200.84	207.07	209.95	212.12	211.34	209.80
Jun	203.07	209.47	212.49	214.79	214.05	212.40

7.3 Combined Consumer Price Index Numbers by Commodity Groups

Year/month	General	Food & Non - Alcoholic Beverages	Alcoholic Beverages Tobacco	Clothing & Footwear	Housing water, Elec, Gas Fuels	H.hold Equip & Repair, Maintainance	Health	Transport	Communi-cation	Recreation & Culture	Education	Restau & Hotels	Miscellaneous goods & services
						(2007-08=100)							
2009-10	128.85	139.10	136.71	119.22	122.14	123.93	114.33	132.79	109.65	127.87	119.39	140.36	133.63
2010-11	146.45	164.61	151.64	133.35	135.27	135.59	123.79	149.01	122.47	134.62	128.17	164.04	152.45
2011-12	162.57	182.77	165.01	153.45	146.17	160.28	137.97	171.39	122.94	145.35	143.83	185.82	181.47
2012-13	174.53	195.05	191.02	175.58	151.34	179.87	156.56	186.43	126.16	169.07	156.69	203.63	199.49
2013-14	189.58	211.75	223.38	198.01	164.60	195.85	167.15	195.15	129.76	183.77	172.57	228.61	210.15
2013 Jun	179.94	202.11	194.66	186.46	154.65	185.82	160.93	187.25	128.73	177.84	163.54	210.64	202.39
Jul	183.58	207.61	217.46	190.42	157.54	187.23	161.45	188.83	129.62	178.48	164.25	213.87	200.91
Aug	185.71	211.91	217.51	192.38	157.59	188.99	162.32	190.63	129.65	181.28	166.03	216.32	204.07
Sep	185.18	208.29	217.85	193.59	157.75	190.99	164.23	194.54	129.66	181.87	166.49	221.68	206.86
Oct	188.82	211.99	218.25	194.51	164.17	192.39	165.15	197.06	129.68	182.19	167.91	223.77	208.36
Nov	191.21	217.89	218.24	196.25	164.33	194.16	165.73	197.04	129.71	182.66	167.91	225.76	209.61
Dec	188.68	209.87	220.96	196.57	164.44	195.84	166.84	197.03	129.79	183.14	168.34	228.16	210.34
2014 Jan	189.60	209.65	221.80	198.27	166.94	196.75	166.85	197.19	129.79	183.35	168.48	231.12	211.23
Feb	189.00	207.34	221.77	199.16	166.96	197.91	167.50	197.33	129.82	183.42	168.48	233.32	212.47
Mar	190.82	211.97	221.82	200.29	166.99	198.85	169.93	196.22	129.85	183.72	168.53	235.52	214.42
Apr	194.06	216.45	221.91	202.73	169.46	200.99	170.58	195.61	129.80	187.95	184.84	236.98	213.15
May	193.55	213.57	223.66	205.01	169.51	202.02	172.45	195.03	129.81	188.47	188.73	238.05	215.29
Jun	194.74	214.50	259.28	206.96	169.53	204.09	172.75	195.27	129.88	188.74	190.90	238.76	215.12

7.4: Consumer Price Index Numbers by Major Groups and Selected Commodities (2007-2008=100)

	Item and Specification	Weight	Index Numbers			% Change in June. 2014 over			
			June,14	May, 14	June,13	May,14		June,13	
	General	*100.0000*	*194.74*	*193.55*	*179.94*	*+*	*0.61*	*+*	*8.22*
	Food and non-alcoholic Beverages	*34.8343*	*214.50*	*213.57*	*202.11*	*+*	*0.44*	*+*	*6.13*
1	Wheat	0.3477	200.35	202.46	188.23	-	1.04	+	6.44
2	Wheat Flour	4.1648	213.46	215.86	199.73	-	1.11	+	6.87
3	Wheat Product	0.0959	215.08	216.64	189.19	-	0.72	+	13.68
4	Besan	0.1500	174.07	174.07	199.32	+	0.00	-	12.67
5	Rice	1.5821	194.10	194.11	186.75	-	0.01	+	3.94
6	Cereals	0.1563	235.80	234.92	216.83	+	0.37	+	8.75
7	Bakery & Confectionary	1.1550	203.91	203.57	183.07	+	0.17	+	11.38
8	Nimco	0.4574	230.82	229.43	206.43	+	0.61	+	11.82
9	Meat	2.4303	237.75	236.99	223.43	+	0.32	+	6.41
10	Chicken	1.3596	199.93	206.39	211.41	-	3.13	-	5.43
11	Fish	0.2970	222.36	221.27	200.15	+	0.49	+	11.10
12	Milk Fresh	6.6800	242.98	239.56	225.78	+	1.43	+	7.62
13	Milk Products	0.6338	238.58	234.87	216.57	+	1.58	+	10.16
14	Milk Powder	0.1129	221.55	216.45	190.81	+	2.36	+	16.11
15	Eggs	0.4555	167.66	164.96	153.31	+	1.64	+	9.36
16	Mustard Oil	0.0952	158.12	157.00	158.43	+	0.71	-	0.20
17	Cooking Oil	1.7538	161.96	162.67	162.54	-	0.44	-	0.36
18	Vegetable Ghee	2.0714	158.34	158.90	155.94	-	0.35	+	1.54
19	Dry Fruits	0.2543	234.85	233.21	214.95	+	0.70	+	9.26
20	Fresh Fruits	1.8649	237.43	237.01	206.05	+	0.18	+	15.23
21	Pulse Masoor	0.2712	180.68	180.78	154.35	-	0.06	+	17.06
22	Pulse Moong	0.2336	301.11	295.25	224.06	+	1.98	+	34.39
23	Pulse Mash (Washed)	0.2098	209.35	202.05	187.81	+	3.61	+	11.47
24	Pulse Gram	0.2361	168.96	168.69	189.40	+	0.16	-	10.79
25	Gram Whole	0.1616	179.88	179.36	194.98	+	0.29	-	7.74
26	Beans	0.0269	240.36	243.91	221.84	-	1.46	+	8.35
27	Potatoes	0.4699	403.63	390.89	169.11	+	3.26	+	138.68
28	Onion	0.5340	195.07	200.43	239.70	-	2.67	-	18.62
29	Tomatoes	0.4419	116.37	72.63	179.19	+	60.22	-	35.06
30	Fresh Vegetables	1.6802	202.52	212.79	205.17	-	4.83	-	1.29
31	Sugar	1.0445	195.32	188.83	194.50	+	3.44	+	0.42
32	Gur	0.0220	253.67	248.63	250.06	+	2.03	+	1.44
33	Honey	0.0446	284.59	282.11	256.65	+	0.88	+	10.89
34	SweetMeat	0.2483	226.62	225.95	210.79	+	0.30	+	7.51
35	Beverages	1.1990	205.75	200.63	184.25	+	2.55	+	11.67
36	Jam, Tomato Ketchup & Pickles	0.2454	194.91	193.93	185.63	+	0.51	+	5.00
37	Condiments	0.2656	246.44	242.66	216.64	+	1.56	+	13.76
38	Spices	0.5441	227.28	221.11	219.37	+	2.79	+	3.61
39	Tea	0.8377	207.74	211.36	248.27	-	1.71	-	16.32
	Alcoholic Beverages, Tobacco	*1.4135*	*259.28*	*223.66*	*194.66*	*+*	*15.93*	*+*	*33.20*
40	Cigarettes	1.3906	260.26	224.02	194.79	+	16.18	+	33.61
41	Betel Leaves & Nuts	0.0229	199.83	201.93	186.64	-	1.04	+	7.07
	Clothing and footwear	*7.5708*	*206.96*	*205.01*	*186.46*	*+*	*0.95*	*+*	*10.99*
42	Cotton Cloth	1.7286	201.94	197.56	176.47	+	2.22	+	14.43
43	Woolen Cloth	0.8759	227.29	224.61	206.49	+	1.19	+	10.07
44	Readymade Garments	0.9739	206.29	205.68	182.09	+	0.30	+	13.29
45	Woolen Readymade Garments	0.3964	218.34	218.34	192.45	+	0.00	+	13.45
46	Hosiery	0.5094	219.18	216.85	194.30	+	1.07	+	12.80
47	Dopatta	0.4412	225.05	223.46	203.75	+	0.71	+	10.45
48	Cleaning and Laundry	0.2110	228.30	226.92	206.24	+	0.61	+	10.70
49	Tailoring	0.8840	247.32	245.06	218.55	+	0.92	+	13.16
50	Footwear	1.5504	163.50	163.45	159.00	+	0.03	+	2.83

Contd.

7.4: Consumer Price Index Numbers by Major Groups and Selected Commodities (2007-2008=100)

	Item and Specification	Weight	Index Numbers			% Change in June. 2014 over			
			June,14	May, 14	June,13	May,14		June,13	
	Housing, water, Elec., Gas and other fuels	*29.4149*	*169.53*	*169.51*	*154.65*	*+*	*0.01*	*+*	*9.62*
51	House Rent	21.8149	157.05	157.05	144.57	+	0.00	+	8.63
52	Construction Input Items	0.5623	232.72	232.02	210.12	+	0.30	+	10.76
53	Construction Wage Rates	0.3331	199.53	198.08	181.81	+	0.73	+	9.75
54	Water Supply	0.4971	149.92	149.92	139.65	+	0.00	+	7.35
55	Electricity	4.3985	227.44	227.44	196.37	+	0.00	+	15.82
56	Gas	1.5756	143.81	143.81	143.81	+	0.00	+	0.00
57	Kerosene Oil	0.0057	278.77	277.67	267.67	+	0.40	+	4.15
58	Firewood Whole	0.2277	265.16	266.27	243.22	-	0.42	+	9.02
	Furnishing and household equipment maintenance	*4.2082*	*204.09*	*202.02*	*185.82*	*+*	*1.02*	*+*	*9.83*
59	Furniture	0.3315	194.71	194.15	174.82	+	0.29	+	11.38
60	Household Textiles	0.6489	199.85	198.83	180.81	+	0.51	+	10.53
61	Household Equipment	0.5936	170.58	170.01	162.40	+	0.34	+	5.04
62	Utensils	0.3212	205.72	204.94	184.55	+	0.38	+	11.47
63	Plastic Products	0.2547	195.76	195.15	181.60	+	0.31	+	7.80
64	Washing Soaps & Detergents	0.7893	220.60	219.42	203.46	+	0.54	+	8.42
65	Sewing Needle & Dr Cell	0.1496	180.69	178.69	166.36	+	1.12	+	8.61
66	Household Servant	1.0432	219.71	214.31	195.58	+	2.52	+	12.34
67	Marriage Hall Charges	0.0762	224.03	220.81	200.04	+	1.46	+	11.99
	Health	*2.1868*	*172.79*	*172.45*	*160.93*	*+*	*0.20*	*+*	*7.37*
68	Drugs & Medicines	1.2667	145.57	145.18	140.94	+	0.27	+	3.29
69	Medical Equipments	0.0080	219.76	217.98	205.49	+	0.82	+	6.94
70	Doctor (MBBS) Clinic Fee	0.5904	232.41	232.41	203.36	+	0.00	+	14.29
71	Medical Tests	0.3217	169.35	168.61	160.67	+	0.44	+	5.40
	Transport	*7.2023*	*195.27*	*195.03*	*187.25*	*+*	*0.12*	*+*	*4.28*
72	Motor Vehicles	0.6630	160.00	159.77	156.71	+	0.14	+	2.10
73	Motor Vehicle Accessories	0.2439	228.31	226.97	213.67	+	0.59	+	6.85
74	Motor Fuel	3.0269	186.72	186.95	179.10	-	0.12	+	4.25
75	Mechanical Service	0.4552	206.25	204.29	189.24	+	0.96	+	8.99
76	Motor Vehicle Tax	0.1099	153.74	153.74	153.74	+	0.00	+	0.00
77	Transport Services	2.7034	210.36	209.96	202.50	+	0.19	+	3.88
	Communication	*3.2198*	*129.88*	*129.81*	*128.73*	*+*	*0.05*	*+*	*0.89*
78	Postal Services	0.0662	215.89	215.89	175.16	+	0.00	+	23.25
79	Communication & Apparatus	3.1536	128.07	128.01	127.75	+	0.05	+	0.25
	Recreation and culture	*2.0227*	*188.74*	*188.47*	*177.84*	*+*	*0.14*	*+*	*6.13*
80	Recreation & Culture	0.8634	127.44	127.00	122.65	+	0.35	+	3.91
81	Text Books	0.5706	279.73	279.73	260.03	+	0.00	+	7.58
82	Newspapers	0.1934	175.42	175.42	170.49	+	0.00	+	2.89
83	Stationery	0.3953	197.77	197.36	183.35	+	0.21	+	7.86
	Education	*3.9431*	*190.90*	*188.73*	*163.54*	*+*	*1.15*	*+*	*16.73*
84	Education	3.9431	190.90	188.73	163.54	+	1.15	+	16.73
	Restaurants and hotels	*1.2286*	*238.76*	*238.05*	*210.64*	*+*	*0.30*	*+*	*13.35*
85	Readymade Food	1.2286	238.76	238.05	210.64	+	0.30	+	13.35
	Misc. goods and services	*2.7550*	*215.12*	*215.29*	*202.39*	*-*	*0.08*	*+*	*6.29*
86	Personal Care	1.4935	199.48	198.96	185.79	+	0.26	+	7.37
87	Cosmetics	0.3853	182.74	181.99	163.22	+	0.41	+	11.96
88	Blades	0.0322	184.61	183.30	176.40	+	0.71	+	4.65
89	Personal Equipments	0.8440	258.73	260.62	250.63	-	0.73	+	3.23

7.5 Combined Consumer Price Index Numbers by Quantile and Major Commodity Groups June, 2014 (2007-2008=100)

Income Quintiles	General	Food and non-alcoholic Bevera-ges	Alcoholic Beverages, Tobacco	Clothing and footwear	Housing, water, Elec., Gas and other fuels	Furnishing and household equipment maintenance	Health	Trans-port	Communi-cation	Recrea-tion and culture	Educa-tion	Restau-rants and hotels	Misc. goods and services
All Urban Combined													
Aggregate	194.74	214.50	259.28	206.96	169.53	204.09	172.79	195.27	129.88	188.74	190.90	238.76	215.12
Income Quantile 1	196.10	213.18	267.01	205.05	158.55	206.97	166.08	205.39	118.03	202.19	199.61	238.29	212.16
Income Quantile 2	197.77	214.03	266.62	205.20	168.37	205.34	168.53	203.17	118.25	199.92	197.64	239.08	211.30
Income Quantile 3	197.90	214.22	265.64	205.70	171.63	203.08	170.33	202.48	120.30	196.48	193.81	238.85	212.19
Income Quantile 4	197.56	214.53	264.73	206.49	173.59	201.28	172.88	200.04	124.67	191.33	194.02	238.65	212.63
Income Quantile 5	192.28	215.02	250.83	208.38	169.82	204.65	175.25	192.31	135.24	182.71	189.03	238.79	217.90

7.6 Combined Consumer Price Index Numbers by Quantile, Major Commodity Groups for Selected Cities June, 2014 (2007-2008=100)

Cities	General	Food and non-alcoholic Beverages	Alcoholic Beverages, Tobacco	Clothing and footwear	Housing, water, Elec., Gas and other fuels	Furnishing and household equipment maintenance	Health	Transport	Communication	Recreation and culture	Education	Restaurants and hotels	Misc. goods and services
Income Quantile 1													
Rawalpindi	201.22	216.41	281.25	218.56	172.83	214.45	192.70	225.96	103.89	216.78	246.60	234.29	213.19
Islamabad	207.36	217.36	275.37	215.67	160.76	216.08	194.70	231.82	111.29	303.06	654.24	216.56	216.30
Lahore	187.59	214.42	270.11	192.13	141.12	220.97	172.48	203.96	104.42	213.11	187.10	233.61	244.64
Gujranwala	190.09	207.70	272.76	201.74	156.46	216.05	153.20	185.99	111.41	220.52	157.33	203.94	205.93
Sialkot	185.61	207.62	286.78	163.33	154.72	173.50	137.67	199.94	115.79	301.97	157.25	201.55	191.98
Faisalabad	189.74	202.50	268.28	187.28	165.38	190.29	160.33	203.32	121.80	235.49	147.70	258.87	201.15
Multan	191.60	203.78	248.38	192.97	167.13	201.32	158.39	195.76	134.10	224.53	153.93	237.82	198.40
Sargodha	204.70	208.02	275.15	195.81	198.32	240.27	157.78	237.10	111.66	251.29	143.22	300.18	213.23
Bahawalpur	205.30	208.09	264.11	236.55	189.44	218.21	153.48	189.73	175.75	261.74	208.59	190.97	201.06
Karachi	186.75	210.51	271.72	192.14	142.44	217.93	158.37	162.22	117.30	182.80	158.88	227.34	219.96
Hyderabad	185.77	211.79	276.02	177.81	142.17	183.49	159.99	187.00	112.36	161.99	198.01	198.89	188.05
Sukkur	199.18	216.89	247.17	216.14	152.97	210.51	150.58	173.51	111.22	164.23	220.71	250.78	195.52
Larkana	208.96	217.01	282.82	203.98	194.67	211.58	258.60	183.55	125.04	177.40	162.64	257.02	242.47
Peshawar	198.91	202.46	271.53	243.98	164.16	229.77	186.86	205.66	112.69	259.93	277.57	248.12	254.94
Bannu	201.39	209.65	277.56	183.15	197.72	228.15	151.53	190.33	108.68	231.00	180.72	287.57	206.73
Quetta	191.28	210.05	229.12	171.65	164.79	179.74	163.77	217.04	124.60	176.75	243.72	235.73	195.74
Khuzdar	198.80	214.99	280.32	193.83	163.48	192.82	172.20	205.43	131.00	165.17	178.33	235.33	186.15
Income Quantile 2													
Rawalpindi	203.54	218.28	279.69	218.06	176.64	213.01	194.72	236.23	106.02	250.60	255.72	234.68	212.54
Islamabad	203.00	217.50	282.08	221.95	155.90	209.83	183.79	216.67	108.04	227.18	545.99	222.25	208.77
Lahore	187.17	215.10	274.28	191.80	142.43	225.10	168.50	199.08	104.02	212.90	192.60	235.07	239.07
Gujranwala	190.24	209.14	275.38	198.26	159.05	209.66	152.20	187.32	112.28	235.76	146.52	209.68	205.75
Sialkot	184.63	207.79	286.46	167.29	157.31	170.82	141.25	195.61	121.61	329.38	155.96	202.46	177.46
Faisalabad	188.45	202.52	270.91	188.72	167.49	196.24	159.05	197.17	117.51	228.64	138.83	248.05	200.89
Multan	191.45	205.44	248.27	192.23	169.62	197.87	154.85	192.69	128.92	230.82	151.88	232.49	196.58
Sargodha	204.47	207.92	271.37	195.00	201.37	241.58	161.33	220.49	105.15	260.11	150.81	294.08	215.22
Bahawalpur	204.41	208.67	262.88	231.41	190.97	222.85	159.59	182.58	175.12	252.88	184.62	201.58	201.52
Karachi	188.04	212.85	269.98	188.47	146.12	210.39	157.18	165.74	121.15	180.11	164.65	227.18	209.24
Hyderabad	185.81	211.89	274.98	178.20	145.42	185.89	164.42	188.45	113.66	158.52	226.74	193.46	190.13
Sukkur	197.87	216.48	241.33	216.05	156.41	205.62	153.49	176.56	109.08	166.32	216.26	248.05	193.44
Larkana	211.50	220.12	281.77	206.90	197.99	207.01	267.95	187.40	131.36	176.03	164.66	257.63	238.86
Peshawar	198.57	203.25	276.97	244.80	166.42	225.80	181.35	203.46	120.08	239.05	253.34	247.24	253.24
Bannu	198.74	208.85	270.71	182.24	194.20	222.32	151.59	188.82	114.31	217.38	190.88	277.78	213.05
Quetta	191.33	211.06	225.36	172.11	168.27	181.03	164.65	208.34	119.60	178.95	219.37	235.24	194.35
Khuzdar	198.01	215.24	273.77	190.82	156.67	204.54	179.42	199.81	134.07	175.97	173.16	237.23	183.28

Contd.

7.6 Combined Consumer Price Index Numbers by Quantile, Major Commodity Groups for Selected Cities June, 2014 (2007-2008=100)

Cities	General	Food and non-alcoholic Beverages	Alcoholic Beverages, Tobacco	Clothing and footwear	Housing, water, Elec., Gas and other fuels	Furnishing and household equipment maintenance	Health	Transport	Communication	Recreation and culture	Education	Restaurants and hotels	Misc. goods and services
Income Quantile 3													
Rawalpindi	202.75	216.55	275.28	221.31	172.48	209.46	203.57	221.29	110.06	236.54	250.95	235.91	216.16
Islamabad	203.40	218.21	262.66	216.82	149.10	208.46	177.85	215.93	112.85	215.89	704.63	218.08	223.32
Lahore	185.85	215.68	272.22	192.66	133.00	224.37	167.80	200.83	107.06	213.55	183.76	232.88	240.51
Gujranwala	188.30	209.30	274.02	201.86	148.99	204.94	151.43	182.65	116.83	211.52	146.90	204.72	205.68
Sialkot	184.98	209.40	266.80	168.99	150.51	177.23	141.16	189.75	128.70	302.98	150.38	198.92	179.87
Faisalabad	186.17	202.98	267.23	188.22	159.17	196.17	158.81	191.51	119.31	226.70	141.39	236.88	201.36
Multan	189.91	205.74	247.36	190.66	162.90	190.32	156.54	193.67	132.37	221.30	148.53	226.26	195.54
Sargodha	202.76	206.35	270.02	195.50	201.68	241.27	156.07	210.78	110.44	252.40	140.09	301.91	213.77
Bahawalpur	203.83	208.31	268.31	234.19	186.56	226.67	153.62	186.95	175.56	239.25	188.58	203.29	203.79
Karachi	187.83	213.74	271.87	186.40	137.72	205.15	155.40	168.59	123.00	179.04	170.09	229.99	207.48
Hyderabad	183.58	211.69	274.49	179.24	134.19	186.99	163.41	189.41	123.08	161.98	222.19	191.40	193.94
Sukkur	194.83	216.02	241.52	217.47	143.14	207.41	146.54	178.49	110.92	167.53	219.95	245.87	194.36
Larkana	211.26	222.41	272.57	204.39	196.83	205.04	254.71	188.81	132.76	174.57	160.79	254.08	250.15
Peshawar	196.21	202.76	267.85	244.53	158.55	226.06	178.81	205.00	118.45	220.57	265.89	249.11	253.21
Bannu	197.06	209.12	276.64	187.94	188.50	210.08	153.86	181.69	116.77	207.50	175.76	277.71	211.80
Quetta	189.39	210.77	219.44	171.98	163.32	180.87	165.16	200.53	118.98	176.01	232.66	229.31	191.44
Khuzdar	195.76	216.59	268.98	185.80	148.00	204.01	186.54	197.79	136.24	171.47	172.70	237.55	185.86
Income Quantile 4													
Rawalpindi	203.07	215.21	272.85	223.91	179.71	212.28	206.59	219.47	111.98	214.55	230.02	239.84	220.96
Islamabad	204.85	218.01	260.15	216.57	155.71	207.77	187.41	217.64	123.06	203.02	624.28	219.32	219.91
Lahore	186.17	216.32	268.95	192.05	146.91	224.15	165.75	196.21	111.74	204.34	182.06	230.62	238.49
Gujranwala	189.28	209.48	267.44	204.09	161.15	193.77	156.06	180.51	122.28	210.10	147.11	203.55	200.17
Sialkot	186.46	210.26	270.22	170.31	165.03	171.88	141.88	189.06	136.17	271.14	150.14	196.78	176.33
Faisalabad	185.98	204.10	265.85	189.01	168.82	196.56	157.34	189.08	122.71	209.74	135.27	238.80	204.75
Multan	191.33	206.86	244.13	191.71	176.74	190.62	152.26	190.17	135.38	210.26	147.84	220.00	199.48
Sargodha	203.42	207.24	266.24	197.34	205.30	246.62	156.65	205.58	116.17	279.45	135.95	300.66	215.80
Bahawalpur	203.24	208.86	261.71	232.66	194.29	220.44	156.35	180.74	175.30	232.09	190.78	195.46	207.93
Karachi	188.62	214.49	272.07	186.82	150.98	206.84	155.12	172.16	127.07	177.17	174.96	231.63	207.32
Hyderabad	185.05	212.59	272.94	179.25	149.20	184.60	164.27	188.37	129.09	162.00	221.17	192.37	197.39
Sukkur	196.76	216.95	234.69	217.86	159.98	207.17	150.08	180.44	117.64	165.13	220.53	243.54	199.52
Larkana	213.92	226.66	249.23	203.79	203.38	203.97	266.34	184.52	140.18	173.08	180.47	255.36	257.77
Peshawar	197.70	204.34	262.62	243.92	169.69	214.93	189.44	194.07	123.94	223.49	251.53	247.54	251.66
Bannu	198.45	210.96	281.62	191.07	188.79	219.64	150.25	186.34	117.42	196.71	173.75	278.69	217.73
Quetta	190.27	209.92	216.44	176.01	171.21	179.08	164.43	202.94	121.79	172.30	241.74	228.83	190.70
Khuzdar	198.34	217.58	275.58	187.38	164.93	209.98	185.47	196.93	139.02	172.23	171.27	232.69	199.62

Contd.

7.6 Combined Consumer Price Index Numbers by Quantile, Major Commodity Groups for Selected Cities June, 2014 (2007-2008=100)

Cities	General	Food and non-alcoholic Beverages	Alcoholic Beverages, Tobacco	Clothing and footwear	Housing, water, Elec., Gas and other fuels	Furnishing and household equipment maintenance	Health	Transport	Communication	Recreation and culture	Education	Restaurants and hotels	Misc. goods and services
Income Quantile 5													
Rawalpindi	201.99	217.44	250.53	224.06	180.39	206.21	197.34	210.10	124.69	199.25	235.59	235.36	246.67
Islamabad	195.29	218.26	241.17	218.61	153.62	203.29	189.04	205.78	127.70	197.73	375.49	220.38	238.16
Lahore	182.33	218.04	242.90	194.52	146.58	220.05	166.19	190.74	124.98	197.19	175.74	236.74	239.61
Gujranwala	185.81	211.61	251.97	206.43	161.39	178.13	153.51	177.51	133.76	191.12	143.38	204.34	207.47
Sialkot	183.29	211.00	247.88	173.25	163.76	171.04	147.40	190.14	137.99	248.10	146.39	199.34	183.73
Faisalabad	184.18	206.07	247.29	188.68	168.49	206.13	152.35	189.17	129.64	200.45	153.66	224.79	211.61
Multan	187.94	209.50	221.36	190.88	176.75	184.58	150.78	189.80	138.37	204.15	145.85	220.97	202.19
Sargodha	206.71	208.10	270.31	205.99	203.21	321.64	153.02	204.86	125.15	239.47	134.14	305.65	229.67
Bahawalpur	202.10	211.32	229.61	233.17	195.03	223.28	150.92	178.42	175.84	228.07	193.04	193.39	215.83
Karachi	185.29	215.96	259.09	189.83	149.31	231.78	156.11	182.61	138.34	169.92	180.12	234.78	213.11
Hyderabad	182.56	214.13	256.92	181.33	149.97	168.17	163.34	187.31	137.96	156.93	215.49	193.03	210.60
Sukkur	194.69	217.81	223.17	218.78	160.74	199.65	145.45	183.06	128.56	165.65	248.50	242.23	204.88
Larkana	212.22	225.62	237.19	203.76	205.15	199.76	278.21	181.64	143.87	164.62	234.50	254.28	250.04
Peshawar	195.31	206.90	242.92	241.48	167.62	196.78	173.18	197.57	129.50	186.14	255.05	245.03	247.53
Bannu	194.79	208.79	283.75	182.84	188.37	193.54	148.67	169.24	120.39	202.00	203.46	294.21	225.13
Quetta	189.58	210.09	199.35	176.52	173.72	165.64	159.00	198.93	129.25	169.68	242.79	234.93	197.08
Khuzdar	194.36	213.40	234.92	193.18	157.54	208.82	173.57	193.83	146.68	177.29	165.88	241.81	226.56
Aggregate													
Rawalpindi	201.83	216.80	262.48	223.41	178.11	207.46	199.66	212.71	120.52	207.38	235.88	236.29	238.03
Islamabad	195.64	218.21	245.70	218.41	152.17	203.68	188.37	206.39	126.97	199.59	388.26	220.34	236.32
Lahore	183.85	216.75	260.40	193.27	144.04	221.29	166.70	193.27	118.51	203.20	178.58	234.90	239.58
Gujranwala	188.14	209.82	265.82	203.26	159.37	191.03	153.88	179.79	124.93	207.45	146.05	204.61	205.06
Sialkot	184.36	209.98	265.58	170.49	160.85	172.21	143.61	190.20	134.92	271.31	148.99	198.95	180.83
Faisalabad	186.19	203.85	263.55	188.51	167.24	201.44	156.74	190.66	124.79	215.25	146.22	237.78	205.66
Multan	189.43	207.06	239.79	191.38	172.97	188.04	153.06	190.57	136.15	211.40	147.03	223.18	199.73
Sargodha	204.33	207.40	269.77	198.10	202.67	273.03	156.58	208.44	116.89	256.51	138.35	301.88	219.11
Bahawalpur	203.32	209.27	256.05	233.54	192.43	222.62	153.73	180.63	175.64	237.96	192.43	195.03	208.21
Karachi	185.71	214.89	265.32	188.64	146.28	225.43	155.87	179.31	134.12	173.31	178.12	233.11	211.17
Hyderabad	183.99	212.64	269.99	179.66	146.86	176.45	163.45	187.93	130.43	159.58	218.01	192.81	201.62
Sukkur	196.20	216.84	235.30	217.47	156.95	205.03	149.11	180.40	118.83	165.86	230.10	245.09	198.72
Larkana	211.76	222.19	267.35	204.62	200.56	205.02	265.49	184.66	135.77	173.05	195.09	255.61	248.48
Peshawar	196.47	204.44	264.01	243.16	166.58	207.10	178.42	198.30	125.68	208.10	255.65	246.61	250.33
Bannu	197.93	209.61	277.60	186.34	191.04	211.65	151.20	179.81	116.82	206.13	186.19	283.10	217.85
Quetta	190.15	210.34	211.37	174.51	170.66	174.82	162.78	201.14	123.95	173.32	238.43	232.03	193.74
Khuzdar	197.74	215.70	271.19	190.24	161.51	203.13	179.86	198.96	136.04	172.00	172.28	236.24	194.89

7.7 Combined Consumer Price Index Numbers by Income Groups/City and Commodity Groups for all Centers Covered in CPI June, 2014 (2007-2008=100)

Cities		General	Food and non-alcoholic Bevera-ges	Alcoholic Bevera-ges, Tobacco	Clothing and footwear	Housing, water, Elec., Gas and other fuels	Furnishing and household equipment mainte-nance	Health	Trans-port	Communi-cation	Recrea-tion and culture	Educa-tion	Restau-rants and hotels	Misc. goods and services	
Rawalpindi	01	201.83	216.80	262.48	223.41	178.11	207.46	199.66	212.71	120.52	207.38	235.88	236.29	238.03	01
Islamabad	02	195.64	218.21	245.70	218.41	152.17	203.68	188.37	206.39	126.97	199.59	388.26	220.34	236.32	02
Attock	03	189.97	208.72	255.19	209.09	150.04	198.88	160.97	194.63	118.63	187.90	204.31	240.72	259.66	03
Jhelum	04	192.80	208.90	263.58	217.42	159.62	203.37	162.75	202.82	125.61	215.75	282.78	215.11	198.38	04
Lahore	05	183.85	216.75	260.40	193.27	144.04	221.29	166.70	193.27	118.51	203.20	178.58	234.90	239.58	05
Sahiwal	06	212.83	219.76	266.78	249.24	195.74	218.75	192.46	198.58	135.48	212.26	257.34	283.66	225.07	06
Gujranwala	07	188.14	209.82	265.82	203.26	159.37	191.03	153.88	179.79	124.93	207.45	146.05	204.61	205.06	07
Wazirabad	08	195.17	214.38	273.50	198.61	174.05	192.71	146.64	188.80	128.18	215.15	145.18	198.99	201.40	08
Sialkot	09	184.36	209.98	265.58	170.49	160.85	172.21	143.61	190.20	134.92	271.31	148.99	198.95	180.83	09
Faisalabad	10	186.19	203.85	263.55	188.51	167.24	201.44	156.74	190.66	124.79	215.25	146.22	237.78	205.66	10
Jhang	11	205.45	207.78	268.96	259.34	192.72	195.90	224.64	187.46	133.43	217.73	161.32	233.22	201.83	11
Multan	12	189.43	207.06	239.79	191.38	172.97	188.04	153.06	190.57	136.15	211.40	147.03	223.18	199.73	12
Muzaffargarh	13	198.97	218.88	257.54	214.90	166.01	194.30	163.17	186.84	140.48	221.05	162.90	255.97	197.95	13
D. G. Khan	14	206.57	221.55	251.13	232.83	203.16	200.03	149.83	185.41	122.18	195.37	111.82	221.96	182.79	14
Vehari	15	186.94	203.16	252.59	175.55	170.39	196.66	126.59	180.30	131.70	210.68	167.27	217.17	206.74	15
Sargodha	16	204.33	207.40	269.77	198.10	202.67	273.03	156.58	208.44	116.89	256.51	138.35	301.88	219.11	16
Mianwali	17	212.59	225.49	281.86	188.17	218.17	207.33	156.74	194.25	108.19	256.98	137.84	217.91	237.12	17
Bahawalpur	18	203.32	209.27	256.05	233.54	192.43	222.62	153.73	180.63	175.64	237.96	192.43	195.03	208.21	18
Bahawalnagar	19	202.74	209.47	259.29	233.23	191.06	238.84	151.98	185.33	124.47	224.05	198.37	314.83	211.73	19
R. Y. Khan	20	200.38	218.09	266.78	247.84	168.80	209.36	145.27	185.44	125.99	214.94	213.65	272.47	212.19	20
Karachi	21	185.71	214.89	265.32	188.64	146.28	225.43	155.87	179.31	134.12	173.31	178.12	233.11	211.17	21
Hyderabad	22	183.99	212.64	269.99	179.66	146.86	176.45	163.45	187.93	130.43	159.58	218.01	192.81	201.62	22
Nawabshah	23	224.54	229.70	253.78	256.49	180.07	227.33	221.92	191.99	135.40	159.32	475.82	282.45	389.10	23
Mirpukhas	24	199.06	218.35	276.45	178.62	176.13	180.94	161.78	196.08	114.67	154.49	231.11	282.58	220.88	24
Mithi	25	210.85	216.42	279.93	184.74	220.85	178.75	153.47	194.17	112.59	132.28	279.07	288.05	248.19	25
Sukkur	26	196.20	216.84	235.30	217.47	156.95	205.03	149.11	180.40	118.83	165.86	230.10	245.09	198.72	26
Larkana	27	211.76	222.19	267.35	204.62	200.56	205.02	265.49	184.66	135.77	173.05	195.09	255.61	248.48	27
Dadu	28	206.16	230.98	267.68	207.04	166.43	205.89	148.02	197.69	119.98	161.63	390.09	255.06	197.48	28
Peshawar	29	196.47	204.44	264.01	243.16	166.58	207.10	178.42	198.30	125.68	208.10	255.65	246.61	250.33	29
Mardan	30	220.98	207.39	267.20	261.55	219.36	220.31	169.45	217.48	123.88	237.26	416.37	247.72	258.00	30
Abbottabad	31	194.71	203.31	217.48	212.48	163.73	271.41	151.59	209.05	148.98	218.13	192.07	274.09	213.98	31
Bannu	32	197.93	209.61	277.60	186.34	191.04	211.65	151.20	179.81	116.82	206.13	186.19	283.10	217.85	32
D. I. Khan	33	200.10	214.90	283.73	187.45	196.82	193.22	156.66	184.96	112.29	163.36	204.85	258.55	206.68	33
Mingora	34	210.40	210.76	278.20	256.08	178.35	222.42	192.17	207.64	130.34	220.55	204.79	296.94	346.28	34
Quetta	35	190.15	210.34	211.37	174.51	170.66	174.82	162.78	201.14	123.95	173.32	238.43	232.03	193.74	35
Turbat	36	201.17	208.76	228.47	188.31	202.58	214.17	165.73	187.65	118.42	146.41	174.67	214.90	204.98	36
Gawadar	37	195.97	216.12	215.21	195.19	169.38	208.69	162.09	180.36	108.46	119.08	171.07	214.56	203.32	37
Loralai	38	206.99	215.45	268.77	206.28	198.23	183.12	195.64	202.76	115.30	186.98	187.33	285.97	247.89	38
Khuzdar	39	197.74	215.70	271.19	190.24	161.51	203.13	179.86	198.96	136.04	172.00	172.28	236.24	194.89	39
D. M. Jamali	40	205.99	228.28	275.14	194.33	174.67	189.85	162.73	197.72	122.49	155.04	224.35	279.92	198.76	40

7.8 Index Numbers of Wholesale Prices by Commodity Groups

Year / month	General	Agriculture Forestry & Fishery Product	Ores &Minerals electricity gas & water	Food product Beverages & tobacco Textile Apparel & Leather Product	Other transportable Goods	Metal product Machinery & Equipment
			(2007-08=100)			
2009-10	135.40	142.02	139.76	135.02	135.41	111.10
2010-11	164.17	183.20	159.13	166.49	155.77	128.10
2011-12	181.29	185.04	182.74	176.07	194.64	152.55
2012-13	194.61	198.23	211.17	188.39	203.93	159.29
2013-14	158.88	165.52	163.62	156.11	162.99	132.02
2013 Jun	199.21	209.16	214.86	192.87	202.56	162.20
Jul	202.49	214.77	215.17	195.21	206.44	164.46
Aug	207.85	218.23	239.51	197.43	209.59	166.14
Sep	209.33	218.32	240.04	199.08	213.44	166.39
Oct	211.70	220.96	243.64	200.96	216.28	166.77
Nov	212.22	220.76	243.77	201.99	216.87	168.01
Dec	210.11	212.36	243.89	200.91	218.3	168.65
2014 Jan	211.23	216.41	243.69	201.47	217.85	168.90
Feb	210.94	214.62	243.36	201.73	218.22	169.45
Mar	211.66	217.63	243.45	201.93	217.63	169.53
Apr	211.88	221.91	243.12	202.07	213.45	170.06
May	211.71	223.55	242.36	201.29	212.29	170.11
Jun	214.60	228.53	242.45	204.31	214.75	171.26

7.9 Index Numbers of Wholesale Prices by Commodities

AGRICULTURE FORESTRY & FISHERY											
Year/month	Wheat	Maize	Rice	Sorghum/ Jowar	Millet/ Bajra	Vegetables	Fresh Fruits	Dry Fruits	Cotton Seeds	Other oil Seeds	Edible Roots Potatoes
(2007-08=100)											
2009-10	157.54	115.02	111.40	158.39	107.75	151.74	106.02	137.88	144.08	122.94	162.12
2010-11	159.53	150.61	123.39	195.10	127.61	173.43	129.19	161.97	171.48	141.73	201.45
2011-12	163.44	159.77	149.45	191.12	153.77	211.52	175.48	181.96	189.55	166.98	175.20
2012-13	188.52	174.74	165.42	211.29	177.02	216.66	216.05	181.47	168.92	177.67	162.82
2013-14	227.13	185.28	177.67	279.98	179.06	254.41	226.73	201.66	185.58	178.30	314.12
2013 Jun	198.50	189.41	174.41	259.71	191.77	241.43	227.05	194.73	164.31	170.04	149.12
Jul	206.16	193.96	177.08	270.15	193.87	273.46	253.15	192.88	165.17	169.50	188.79
Aug	215.13	194.89	177.57	265.69	190.24	297.02	245.49	191.77	165.07	173.57	217.93
Sep	221.91	193.51	178.15	266.44	187.35	314.40	220.14	188.16	165.07	175.36	231.30
Oct	222.41	182.03	174.66	263.80	185.50	333.60	221.48	192.11	168.29	175.89	308.49
Nov	231.90	178.94	176.47	263.55	179.40	367.68	194.51	197.11	168.77	178.95	472.04
Dec	244.00	175.94	176.55	248.44	175.79	220.02	183.06	201.08	168.48	182.45	296.10
2014 Jan	243.48	176.18	177.05	276.14	174.47	215.08	187.74	203.14	188.10	184.14	217.35
Feb	246.93	178.62	177.64	277.39	171.25	183.62	195.94	205.28	191.11	183.54	227.80
Mar	250.86	180.57	178.17	289.35	174.91	195.18	213.00	207.33	197.27	183.71	288.60
Apr	232.52	188.84	179.08	304.45	173.13	236.30	258.23	208.07	209.33	172.46	400.84
May	204.31	190.14	179.49	317.54	169.81	211.50	264.24	213.82	220.44	177.64	447.26
Jun	205.99	189.74	180.08	316.79	173.02	205.05	283.76	219.20	219.90	182.36	472.92

Contd.

7.9 Index Numbers of Wholesale Prices by Commodities

Year/month	AGRICULTURE FORESTRY & FISHERY											
	Stimulant & spice crops	Pulses	Sugar crops	Fibre crops	Unmanufactured tobacco	Poultry	Milk from bovine animals	Eggs	Raw animal material / wool	Hides&fur skins wool	Fuel wood in logs	Fishes fresh or chilled
	(2007-08=100)											
2009-10	159.91	144.32	208.66	162.63	142.50	156.00	135.32	153.07	88.65	99.97	129.86	137.63
2010-11	212.69	169.24	287.34	280.76	156.10	163.53	157.40	148.79	113.86	106.92	151.43	136.35
2011-12	187.89	212.28	273.92	195.07	167.72	186.89	190.29	180.67	134.34	131.07	190.47	144.71
2012-13	184.68	204.81	267.92	193.56	171.49	178.40	213.81	191.02	138.84	139.08	215.48	191.11
2013-14	316.66	186.74	267.92	217.41	186.62	202.88	225.98	200.17	155.22	145.20	238.11	247.73
2013 Jun	212.17	186.44	267.92	207.94	176.22	224.76	218.54	153.34	150.66	141.49	228.51	240.87
Jul	231.75	184.78	267.92	210.28	176.34	215.62	220.27	167.37	151.73	140.52	230.69	247.49
Aug	241.41	180.97	267.92	214.52	176.34	237.40	221.65	180.14	153.23	140.87	231.13	250.91
Sep	254.77	176.48	267.92	219.53	181.07	177.47	222.52	205.51	153.55	145.03	234.96	249.62
Oct	261.90	175.64	267.92	225.78	181.07	173.31	223.35	203.29	153.55	144.43	232.88	248.24
Nov	275.65	178.53	267.92	212.61	181.11	159.59	223.35	230.34	153.55	145.71	236.04	249.22
Dec	289.64	186.65	267.92	210.20	187.30	185.85	224.04	245.62	153.55	147.61	238.23	249.61
2014 Jan	329.72	187.07	267.92	226.32	188.70	238.28	224.04	218.04	156.85	147.80	239.54	243.95
Feb	343.03	189.21	267.92	224.80	189.53	193.61	224.56	207.17	158.40	146.68	241.73	244.62
Mar	355.25	191.54	267.92	217.76	190.00	210.42	226.49	246.39	157.45	147.11	242.82	244.62
Apr	371.86	190.93	267.92	209.71	195.81	219.86	230.05	173.18	157.45	145.57	242.38	244.31
May	372.30	198.71	267.92	217.38	196.08	215.25	230.92	158.06	156.33	145.23	243.47	249.76
Jun	472.58	200.37	267.92	220.08	196.08	207.92	240.49	166.88	157.03	145.85	243.47	250.37

Contd.

7.9 Index Numbers of Wholesale Prices by Commodities

Year/Month	ORES/MINERALS, GAS & ELECT.				FOOD, BEVERAGES, TOBACCO TEXTILE,APP.LEATHER TEXTILE					
	Coal not Aggiome ratted	Natural Gas liquified	Salt pure sodium chloride	Electrical Energy	Meat of Animals	Vegetables & fruit Juices	Dried Fruits & Nuts	Fruits & Juices	Vegetable Oil Refined	Vegetable Ghee
					(2007-08=100)					
2009-10	109.77	148.27	116.89	135.22	139.74	132.75	152.66	120.39	109.33	94.75
2010-11	120.42	157.03	125.80	166.98	174.86	148.78	170.78	133.20	127.91	118.21
2011-12	149.74	193.29	155.69	176.51	214.40	175.93	197.32	155.58	153.33	141.37
2012-13	209.81	197.43	175.78	226.10	228.80	186.93	219.33	158.67	157.94	141.75
2013-14	223.53	203.85	223.53	281.02	238.93	192.48	221.32	166.33	162.31	141.51
2013 Jun	223.53	203.09	203.88	226.10	232.03	190.57	222.76	163.81	159.65	141.61
Jul	223.53	203.74	204.73	226.10	232.94	190.74	222.76	164.49	160.21	141.00
Aug	223.53	203.57	205.80	279.61	233.93	191.31	223.20	165.05	160.13	140.30
Sep	223.53	204.58	217.04	279.61	233.93	192.05	223.21	165.08	161.04	140.69
Oct	223.53	204.63	217.04	287.44	239.95	192.05	223.95	165.10	160.07	140.53
Nov	223.53	204.91	217.04	287.44	239.95	192.59	224.54	165.29	160.83	141.61
Dec	223.53	205.11	220.90	287.44	239.95	193.79	223.51	166.02	161.60	142.45
2014 Jan	223.53	204.61	228.23	287.44	239.95	193.91	222.32	166.02	161.86	142.28
Feb	223.53	203.90	231.42	287.44	240.41	193.91	218.89	166.02	161.68	140.94
Mar	223.53	204.10	231.42	287.44	240.41	191.62	218.74	166.09	164.69	144.11
Apr	223.53	203.39	231.42	287.44	241.31	191.62	218.45	166.33	164.58	142.54
May	223.53	201.77	234.11	287.44	241.31	192.16	218.45	169.52	165.54	141.65
Jun	223.53	201.86	243.18	287.44	243.10	194.02	217.80	170.89	165.47	140.01

Contd.

7.9 Index Numbers of Wholesale Prices by Commodities

FOOD, BEVERAGES, TOBACCO TEXTILE,APP.LEATHER TEXTILE													
Year / month	Oil cakes	Processed Liquid Milk	Milk & cream in solid form	Ice cream	Dairy Product N.E.C	Wheat Flour	Other cereal Flour	Sugar Refined	Choco late	Sugar Confec tionary	Coffee & Tea	Spices	Other Food Product
(2007-08=100)													
2009-10	133.50	131.72	143.69	133.53	126.71	146.16	102.24	209.80	98.94	101.73	151.22	116.98	186.48
2010-11	150.73	154.76	190.61	139.71	141.43	146.53	135.02	251.13	99.77	101.52	165.31	162.42	244.90
2011-12	149.51	182.39	170.43	155.81	184.52	151.98	163.80	229.24	100.35	100.56	192.23	267.98	301.28
2012-13	166.19	207.70	171.54	172.43	207.02	172.24	194.72	201.93	99.19	101.34	203.24	279.84	319.16
2013-14	191.83	211.76	196.23	210.37	220.93	205.78	139.04	206.98	99.19	102.28	215.49	193.08	308.00
2013 Jun	171.55	208.15	177.58	191.15	213.25	186.66	163.97	208.83	99.19	102.28	223.78	227.90	314.63
Jul	175.62	205.54	178.39	204.00	216.21	190.04	150.06	212.01	99.19	102.28	229.54	197.26	316.68
Aug	174.89	205.54	179.40	209.53	212.59	195.91	144.64	211.85	99.19	102.28	230.71	195.67	316.68
Sep	176.21	205.54	179.40	209.53	216.63	202.67	138.44	212.34	99.19	102.28	230.54	195.85	316.68
Oct	181.08	205.54	188.09	209.79	217.26	205.40	134.55	218.48	99.19	102.28	230.00	191.28	308.23
Nov	181.80	205.54	190.96	209.79	217.26	209.15	132.04	229.71	99.19	102.28	229.47	194.28	308.23
Dec	183.79	210.94	193.72	209.79	217.26	214.45	136.20	202.31	99.19	102.28	226.18	194.39	308.23
2014 Jan	191.76	210.94	202.00	209.79	217.62	214.41	133.04	196.44	99.19	102.28	214.63	190.97	308.48
Feb	193.86	210.94	207.03	209.79	218.81	214.84	141.77	192.80	99.19	102.28	213.04	191.33	308.48
Mar	198.60	215.66	207.17	209.79	223.27	217.42	138.58	201.11	99.19	102.28	208.86	191.41	308.40
Apr	207.80	219.13	207.76	209.79	228.17	211.80	140.44	201.00	99.19	102.28	198.66	191.57	308.98
May	219.35	222.76	209.55	218.66	230.41	197.22	139.33	196.99	99.19	102.28	188.38	191.30	293.22
Jun	217.25	223.02	211.32	214.21	235.64	196.01	139.38	208.70	99.19	102.28	185.89	191.67	293.72

Contd.

7.9 Index number of wholesale prices by commodities

Year/month	FOOD, BEVERAGES, TOBACCO TEXTILE,APP.LEATHER TEXTILE									
	Mineral Water	Beverages	Tobacco Product	Cotton Yarn	Nylon Yarn	Blended Yarn	Woven Fabrics	Cotton Fabrics	Other Fabrics	Silk & Reyon Fabrics
	(2007-08=100)									
2009-10	114.20	111.17	131.16	150.86	131.65	157.00	121.53	120.46	115.78	116.19
2010-11	127.10	120.80	168.69	182.87	174.17	195.31	129.39	137.84	126.16	125.75
2011-12	163.62	133.28	175.62	196.06	190.80	194.74	163.54	167.42	154.74	139.06
2012-13	168.78	137.45	208.80	208.38	181.46	193.63	196.76	175.90	166.96	152.04
2013-14	182.07	151.87	246.42	213.03	178.22	198.57	222.82	189.15	182.16	161.87
2013 Jun	175.01	139.28	208.80	209.76	189.67	198.67	208.98	182.84	172.31	158.62
Jul	177.53	139.35	242.41	210.89	188.58	197.47	208.98	183.43	175.06	159.34
Aug	180.22	139.63	242.41	217.78	187.63	198.41	217.16	187.43	175.74	160.08
Sep	180.22	139.63	242.41	222.40	182.19	200.64	217.16	187.43	175.74	160.08
Oct	181.84	148.83	242.41	223.38	183.61	202.06	218.12	187.77	178.98	160.48
Nov	181.84	150.11	242.41	221.66	181.73	201.89	224.64	187.77	179.06	161.09
Dec	181.84	152.77	242.41	215.52	181.73	201.89	226.82	187.77	179.06	161.09
2014 Jan	181.84	152.12	242.41	217.06	180.95	201.89	226.82	187.77	179.06	161.09
Feb	181.84	152.12	242.41	218.02	179.07	201.29	226.82	187.77	179.06	161.09
Mar	183.04	155.31	242.41	207.32	177.75	199.15	226.82	189.65	179.75	161.09
Apr	184.22	161.66	242.41	201.07	167.97	193.66	226.82	193.10	192.36	165.36
May	185.23	164.58	242.41	200.83	165.10	191.86	226.82	193.10	194.43	165.85
Jun	185.23	166.38	290.52	200.42	162.34	192.59	226.82	196.81	197.56	165.85

Contd.

7.9 Index numbers of wholesale prices by commodities

Year / month	FOOD, BEVERAGES, TOBACCO TEXTILE,APP.LEATHER TEXTILE										
	Towels	Blankets	Bedsheet	Quilt	Woolen Carpets	Synthetic Carpets	Hosiery Product	Ready made Garments	Leather without Hairs	Other Leather N.E.C	Foot wears
	(2007-08=100)										
2009-10	124.68	112.40	123.12	108.77	103.57	134.23	111.76	109.52	104.89	107.27	101.48
2010-11	141.55	123.47	132.06	128.15	104.56	143.26	126.73	114.24	107.07	112.02	101.48
2011-12	181.78	150.59	165.52	144.49	105.11	147.81	155.38	125.21	109.08	120.09	110.49
2012-13	202.34	179.22	201.81	150.78	106.55	116.43	176.65	137.23	111.60	130.47	134.42
2013-14	231.49	205.36	230.69	166.21	110.96	115.50	191.70	156.73	168.48	288.58	134.22
2013 Jun	213.19	185.21	213.18	154.00	106.55	114.41	185.30	147.20	125.27	179.51	139.49
Jul	213.19	185.21	213.18	156.32	106.55	114.41	185.30	150.00	132.51	203.07	139.49
Aug	216.98	185.21	215.79	156.32	106.55	114.41	185.30	152.13	136.23	238.82	139.49
Sep	218.47	185.21	217.78	156.32	106.55	114.41	185.30	152.13	140.50	263.79	139.49
Oct	231.87	189.62	223.74	160.74	106.55	114.41	185.37	153.12	140.50	263.79	139.49
Nov	233.85	196.10	227.19	160.74	109.52	115.69	187.81	153.12	144.55	276.28	139.49
Dec	234.25	204.97	236.05	169.53	113.69	116.10	187.81	153.12	149.13	297.73	134.22
2014 Jan	234.25	219.66	236.05	172.42	113.69	116.10	195.18	153.12	161.61	341.85	134.22
Feb	234.25	219.66	236.05	172.42	113.69	116.10	195.18	153.12	167.71	370.13	134.22
Mar	234.25	219.66	236.05	172.42	113.69	116.10	195.50	153.12	209.40	339.91	134.22
Apr	242.19	219.66	242.12	172.42	113.69	116.10	196.90	169.94	203.40	314.19	134.22
May	242.19	219.66	242.12	172.42	113.69	116.10	198.64	168.50	212.68	276.72	134.22
Jun	242.19	219.66	242.12	172.42	113.69	116.10	202.13	169.33	223.51	276.72	134.22

Contd.

7.9 Index numbers of wholesale prices by commodities

Year/month	OTHER TRANSPORTABLE GOODS												
	Timber	Printing Paper	Hard Board	Coke	Motor Sprit	Diesel Oil	Kerosine Oil	Furnace Oil	Mobile Oil	Chemi cals	Dying Materials	Fertilizers	Pesticides
	(2007-08=100)												
2009-10	118.75	110.69	97.22	116.57	119.93	167.91	167.68	130.09	138.19	107.72	102.23	143.70	124.59
2010-11	127.27	106.84	110.16	139.84	126.84	194.78	196.30	154.78	150.55	123.06	106.61	174.65	135.09
2011-12	139.00	127.83	150.70	159.41	155.00	240.05	241.84	200.78	173.18	144.52	105.67	258.65	164.20
2012-13	149.51	158.66	193.63	163.45	168.70	257.74	260.42	177.08	183.78	154.14	105.42	261.38	195.99
2013-14	170.36	169.84	220.14	163.45	184.99	271.23	283.49	176.90	194.20	171.90	115.91	266.33	227.17
2013 Jun	154.65	164.54	200.00	163.45	169.03	248.72	250.79	169.52	186.56	160.39	107.23	261.32	203.99
Jul	157.52	164.45	200.00	163.45	171.92	254.92	256.74	171.62	191.04	163.56	107.23	268.23	208.72
Aug	160.48	164.45	200.00	163.45	176.54	264.12	270.07	172.70	191.04	164.53	107.23	269.62	212.36
Sep	161.45	164.84	208.33	163.45	184.38	270.32	282.64	179.02	192.70	165.49	104.26	269.45	213.45
Oct	163.35	167.02	214.58	163.45	191.35	279.68	288.36	182.48	193.09	165.70	104.26	264.71	222.93
Nov	166.37	167.02	214.58	163.45	190.50	279.46	288.01	184.52	193.09	169.65	106.46	263.88	224.99
Dec	173.24	169.75	229.17	163.45	190.50	279.46	288.01	184.93	193.09	172.77	107.55	266.56	225.48
2014 Jan	174.55	169.75	229.17	163.45	190.50	279.46	288.01	183.45	193.09	171.72	107.55	264.18	225.48
Feb	174.55	169.75	229.17	163.45	190.50	279.46	288.01	182.18	193.09	171.72	107.55	267.25	225.62
Mar	174.55	176.01	229.17	163.45	185.89	279.46	288.01	177.75	194.41	175.87	107.55	264.50	237.58
Apr	178.07	177.81	229.17	163.45	182.98	267.04	288.01	165.65	197.73	176.47	143.77	264.50	237.58
May	178.07	174.58	229.17	163.45	182.40	260.69	288.01	166.52	197.73	176.24	143.77	265.61	237.58
Jun	182.14	172.62	229.17	163.45	182.40	260.69	288.01	172.01	200.28	189.08	143.77	267.48	254.27

Contd.

7.9 Index Numbers of Wholesale Prices by Commodities

Year / month	OTHER TRANSPORTABLE GOODS												
	Insecticides	Paints & Varnishes	Medicines	Soaps & Detergent	Auto Tyers	Plastic Products	Glass Sheets	Other Glass Articles	Ceramics & Sanitary	Bricks Blocks & Tiles	Cement	Bed Foams	Matches
	(2007-08=100)												
2009-10	112.11	135.74	108.01	117.69	136.43	123.66	146.16	156.19	126.75	129.58	117.30	105.04	108.52
2010-11	125.88	151.75	115.64	130.52	147.14	135.05	152.83	175.04	129.49	140.85	140.80	113.46	111.73
2011-12	125.90	187.97	117.18	151.04	171.17	179.77	168.41	206.10	136.90	165.89	162.19	126.38	118.84
2012-13	120.85	237.85	138.59	167.01	180.56	193.02	192.56	199.82	158.32	176.20	185.77	141.29	132.57
2013-14	143.37	260.43	139.76	180.26	185.96	201.16	207.04	212.10	182.46	193.91	203.42	148.32	143.20
2013 Jun	123.90	244.12	138.71	176.21	184.54	197.98	201.02	206.09	161.77	185.87	189.49	144.33	142.72
Jul	124.43	247.56	138.83	176.55	185.57	198.15	203.49	206.09	164.06	184.78	194.83	144.33	143.20
Aug	124.43	247.56	138.85	177.56	185.57	199.06	203.49	206.09	165.08	186.85	194.84	144.33	143.20
Sep	129.93	247.70	138.77	178.79	185.57	199.06	204.55	206.09	166.88	188.17	201.55	145.33	143.20
Oct	131.09	249.49	138.77	178.79	185.57	199.24	205.47	206.09	170.85	192.69	200.39	147.67	143.20
Nov	131.04	249.49	138.77	178.85	185.73	200.86	206.90	213.87	171.02	194.89	200.84	149.33	143.20
Dec	133.78	265.56	138.77	181.19	185.73	201.76	207.75	214.09	171.05	196.76	204.86	149.67	143.20
2014 Jan	133.78	267.31	139.69	181.22	185.73	202.31	207.75	214.09	192.64	197.12	205.56	149.67	143.20
Feb	136.69	268.31	139.69	181.22	185.73	202.33	207.75	214.09	192.64	195.96	207.30	149.67	143.20
Mar	136.47	268.31	140.31	181.82	185.73	202.33	207.75	214.09	194.56	195.96	207.69	149.67	143.20
Apr	177.92	268.31	140.59	181.82	185.73	202.70	209.86	214.09	199.50	197.05	207.45	149.67	143.20
May	178.94	269.84	141.80	182.20	186.63	203.08	209.86	218.27	199.50	196.15	207.98	149.67	143.20
Jun	181.89	275.71	142.22	183.11	188.21	203.08	209.86	218.27	201.75	200.57	207.76	150.83	143.20

Contd.

7.9 Index Numbers of Wholesale Prices by Commodities

Year/month	METAL PRODUCT MACHINERY & EQUIP									
	Pig Iron	Steel Bars & Sheets	Pipe Fittings	Steel Products	Engine & Motors	Vacuum Pumps	Air Conditioners	Cultivators	Chuff Cutter	Tractors
	(2007-08=100)									
2009-10	129.91	102.51	124.35	117.63	105.29	111.45	143.04	145.95	121.31	137.08
2010-11	128.97	116.14	129.52	125.59	106.23	112.44	147.52	172.18	127.89	152.78
2011-12	128.97	133.06	140.66	152.22	109.07	115.39	165.34	184.47	131.97	177.34
2012-13	128.97	134.92	143.38	162.79	109.07	115.39	174.17	187.71	140.67	161.96
2013-14	128.97	140.15	163.38	169.47	109.07	115.39	180.79	215.46	146.36	188.81
2013 Jun	128.97	135.04	148.98	167.61	109.07	115.39	179.78	189.23	144.94	161.96
Jul	128.97	138.21	149.13	167.61	109.07	115.39	179.78	189.23	144.94	161.96
Aug	128.97	140.51	149.13	167.61	109.07	115.39	179.78	189.23	144.94	161.96
Sep	128.97	141.14	150.29	168.46	109.07	115.39	179.78	191.51	144.94	161.96
Oct	128.97	141.14	160.63	168.46	109.07	115.39	181.12	200.36	144.94	169.82
Nov	128.97	140.55	166.34	170.08	109.07	115.39	181.12	226.90	144.94	193.29
Dec	128.97	140.33	168.00	170.12	109.07	115.39	181.12	226.90	144.94	193.29
2014 Jan	128.97	140.23	168.33	170.19	109.07	115.39	181.12	226.90	144.94	193.29
Feb	128.97	139.12	168.33	170.19	109.07	115.39	181.12	226.90	144.94	193.29
Mar	128.97	138.60	168.33	170.24	109.07	115.39	181.12	226.90	149.20	193.29
Apr	128.97	138.13	168.33	170.24	109.07	115.39	181.12	226.90	149.20	214.54
May	128.97	139.53	168.33	170.24	109.07	115.39	181.12	226.90	149.20	214.54
Jun	128.97	144.30	175.34	170.24	109.07	115.39	181.12	226.90	149.20	214.54

Contd.

7.9 Index Numbers of Wholesale Prices by Commodities

METAL PRODUCT MACHINERY & EQUIP									
Year / month	Lathe Machine	Concrete Mixer	Refrige Wash & Sew mach Iron	Electrical Wires	Lighting Equipments	Radio & Television	Motor Vehicles	Motor Cycles	Bicycles
				(2007-08=100)					
2009-10	140.74	132.73	119.22	131.12	108.05	119.91	130.55	113.20	108.90
2010-11	142.43	135.46	138.87	142.63	115.71	122.93	142.13	116.77	134.71
2011-12	147.58	138.83	162.92	160.69	141.05	130.71	155.07	122.52	166.65
2012-13	147.68	138.83	167.54	160.01	147.57	127.52	170.90	125.06	177.20
2013-14	186.40	138.83	188.44	173.65	163.03	126.49	179.74	125.61	181.58
2013 Jun	147.68	138.83	177.00	160.12	151.78	126.49	173.75	124.56	178.81
Jul	147.68	138.83	179.92	167.53	159.47	126.49	173.99	124.80	178.81
Aug	147.68	138.83	179.92	168.13	162.27	126.49	173.99	124.80	180.99
Sep	148.86	138.83	180.51	168.13	162.27	126.49	174.21	124.80	180.99
Oct	155.90	138.83	181.62	168.13	162.52	126.49	174.21	124.80	180.99
Nov	174.96	138.83	186.98	169.09	163.43	126.49	181.77	125.41	180.99
Dec	208.81	138.83	191.24	169.55	162.71	126.49	181.93	125.41	180.99
2014 Jan	208.81	138.83	192.24	178.73	162.86	126.49	182.16	125.58	180.99
Feb	208.81	138.83	192.33	178.73	162.86	126.49	182.16	125.69	182.84
Mar	208.81	138.83	192.37	178.73	163.27	126.49	184.47	126.15	182.84
Apr	208.81	138.83	195.02	178.73	164.75	126.49	182.75	126.48	182.84
May	208.81	138.83	193.39	179.18	164.95	126.49	182.59	126.70	182.84
Jun	208.81	138.83	195.75	179.18	164.95	126.49	182.59	126.70	182.84

7.10 Intercity Wholesale Prices of Selected Commodities

Group/Commodity/Item Specification		Unit	City	Prices (Rs.)			% Change in June,2014 Over	
				June, 2014	May, 2014	June, 2013	May., 14	June, 13
1. Agriculture Forestry & Fishery								
001. Wheat								
0111201.	WHEAT AVG. QLTY.	100 KG.	LAH	3237.50	3237.50	3137.50	0.00	3.19
			FAS	3100.00	3000.00	3100.00	3.33	0.00
			RAW	3450.00	3450.00	3125.00	0.00	10.40
			MUL	3150.00	3075.00	3125.00	2.44	0.80
			GUJ	3132.50	3193.50	3150.00	-1.91	-0.56
			SAH	3062.50	3062.50	3000.00	0.00	2.08
			SAR	3100.00	3100.00	3187.50	0.00	-2.75
			SKT	3350.00	3055.00	3185.00	9.66	5.18
			BPR	3187.50	3012.50	3087.50	5.81	3.24
			GJT	3125.00	3093.50	3100.00	1.02	0.81
			KSR	3181.25	3181.25	3112.50	0.00	2.21
			KAR	3400.00	3600.00	3500.00	-5.56	-2.86
			HYD	3280.00	3275.00	3120.00	0.15	5.13
			SKR	3200.00	3200.00	3000.00	0.00	6.67
			LRK	3125.00	3125.00	3000.00	0.00	4.17
			MPK	3250.00	3250.00	2900.00	0.00	12.07
			NWB	3380.00	3300.00	3050.00	2.42	10.82
			PSH	3220.00	3220.00	3020.00	0.00	6.62
			BNU	3450.00	3450.00	3250.00	0.00	6.15
002. Maize								
0112201.	MAIZE AVG. QLTY.	40 KG.	LAH	1150.00	1150.00	1150.00	0.00	0.00
			FAS	1075.00	1075.00	1040.00	0.00	3.37
			RAW	1175.00	1175.00	1162.50	0.00	1.08
			SAR	1000.00	1025.00	1087.50	-2.44	-8.05
			KSR	1150.00	1150.00	1150.00	0.00	0.00
			KAR	1400.00	1400.00	1070.00	0.00	30.84
			HYD	1100.00	1100.00	1200.00	0.00	-8.33
			PSH	970.00	970.00	1200.00	0.00	-19.17
			BNU	1280.00	1280.00	1400.00	0.00	-8.57
			QTA	1390.00	1390.00	1210.00	0.00	14.88
003. Rice								
0113201.	RICE BASMATI SUP. QLTY.	40 KG.	LAH	4800.00	4800.00	5100.00	0.00	-5.88
			FAS	4250.00	4250.00	4125.00	0.00	3.03
			RAW	5050.00	5050.00	4475.00	0.00	12.85
			MUL	4750.00	4750.00	4500.00	0.00	5.56
			GUJ	4750.00	4750.00	4300.00	0.00	10.47
			SKT	4800.00	4800.00	4600.00	0.00	4.35
			KAR	5000.00	5000.00	4040.00	0.00	23.76
			HYD	4650.00	4650.00	4500.00	0.00	3.33
			MPK	4800.00	5000.00	4700.00	-4.00	2.13
			PSH	4875.00	4875.00	4400.00	0.00	10.80
			MNG	4400.00	4400.00	4450.00	0.00	-1.12
			QTA	4800.00	4800.00	4600.00	0.00	4.35
0113202.	RICE BASMATI BROKEN AVG. QLTY.	40 KG.	LAH	2875.00	2760.00	2710.00	4.17	6.09
			RAW	3262.50	3262.50	2875.00	0.00	13.48
			GUJ	2600.00	2600.00	2125.00	0.00	22.35
			SAH	2450.00	2700.00	2125.00	-9.26	15.29
			SKT	2550.00	2550.00	2480.00	0.00	2.82
			BPR	2100.00	2100.00	2200.00	0.00	-4.55
			GJT	2600.00	2600.00	2505.00	0.00	3.79
			KSR	2825.00	2725.00	2700.00	3.67	4.63
			KAR	2840.00	2840.00	2460.00	0.00	15.45
			HYD	2400.00	2400.00	2300.00	0.00	4.35
			SKR	2300.00	2300.00	2650.00	0.00	-13.21

Contd.

7.10 Intercity Wholesale Prices of Selected Commodities

Group/Commodity/Item Specification		Unit	City	Prices (Rs.)			% Change in June,2014 Over	
				June, 2014	May, 2014	June, 2013	May., 14	June, 13
			LRK	3200.00	3200.00	3000.00	0.00	6.67
			MPK	2000.00	2000.00	1800.00	0.00	11.11
			PSH	2600.00	2600.00	2450.00	0.00	6.12
			BNU	1700.00	1700.00	1875.00	0.00	-9.33
			QTA	2900.00	2900.00	2800.00	0.00	3.57
0113203.	RICE IRRI-9 PUNJAB	40 KG.	LAH	2325.00	2325.00	2325.00	0.00	0.00
			FAS	2750.00	2750.00	2475.00	0.00	11.11
			RAW	2425.00	2425.00	2225.00	0.00	8.99
			SAR	1700.00	1700.00	1475.00	0.00	15.25
			SKT	1210.00	1210.00	1210.00	0.00	0.00
			QTA	1460.00	1460.00	1425.00	0.00	2.46
0113204.	RICE IRRI-6 SINDH	40 KG.	KAR	1960.00	1960.00	1700.00	0.00	15.29
			HYD	1625.00	1650.00	1620.00	-1.52	0.31
			SKR	1520.00	1520.00	1800.00	0.00	-15.56
			LRK	1400.00	1265.00	1600.00	10.67	-12.50
			NWB	1630.00	1600.00	1600.00	1.88	1.88
			PSH	1600.00	1600.00	1635.00	0.00	-2.14
			QTA	1420.00	1420.00	1425.00	0.00	-0.35
004. Sorghum / Jowar								
0114201.	JOWAR AVG. QLTY.	40 KG.	LAH	1900.00	1900.00	1700.00	0.00	11.76
			FAS	1450.00	1450.00	1300.00	0.00	11.54
			SAR	2700.00	2650.00	2250.00	1.89	20.00
			GJT	2625.00	2725.00	1625.00	-3.67	61.54
			KAR	990.00	990.00	962.50	0.00	2.86
			HYD	1525.00	1500.00	1200.00	1.67	27.08
			PSH	1395.00	1400.00	1280.00	-0.36	8.98
005. Millet / Bajra								
0118201.	BAJRA AVG. QLTY.	40 KG.	LAH	1125.00	1125.00	1325.00	0.00	-15.09
			FAS	1075.00	1050.00	1215.00	2.38	-11.52
			SAR	1175.00	1125.00	1150.00	4.44	2.17
			GJT	1000.00	925.00	1200.00	8.11	-16.67
			KAR	1170.00	1170.00	1275.00	0.00	-8.24
			HYD	1100.00	1100.00	1200.00	0.00	-8.33
			PSH	1155.00	1160.00	1280.00	-0.43	-9.77
006. Vegetables								
0122201.	CUCUMBER (KHEERA) AVG. QLTY.	100 KG.	LAH	1450.00	1450.00	2750.00	0.00	-47.27
			FAS	2200.00	1500.00	1800.00	46.67	22.22
			RAW	2750.00	1825.00	1950.00	50.68	41.03
			MUL	1650.00	1950.00	3300.00	-15.38	-50.00
			GUJ	1450.00	1450.00	1050.00	0.00	38.10
			SAR	2250.00	1620.00	2600.00	38.89	-13.46
			SKT	2300.00	1800.00	1750.00	27.78	31.43
			KAR	1100.00	1550.00	1900.00	-29.03	-42.11
			HYD	2500.00	3500.00	3000.00	-28.57	-16.67
			SKR	2200.00	1800.00	2125.00	22.22	3.53
			PSH	2500.00	1300.00	2250.00	92.31	11.11
			BNU	2000.00	1650.00	2150.00	21.21	-6.98
			QTA	2500.00	2500.00	3750.00	0.00	-33.33
0122401.	TOMATOES AVG. QLTY.	40 KG.	LAH	500.00	450.00	1325.00	11.11	-62.26
			FAS	900.00	600.00	1400.00	50.00	-35.71
			RAW	725.00	825.00	1375.00	-12.12	-47.27
			MUL	1100.00	375.00	1700.00	193.33	-35.29
			GUJ	825.00	655.00	1250.00	25.95	-34.00
			SAH	1900.00	760.00	1300.00	150.00	46.15
			SAR	860.00	490.00	1360.00	75.51	-36.76
			SKT	700.00	800.00	1600.00	-12.50	-56.25
			BPR	1200.00	580.00	1960.00	106.90	-38.78

Contd.

7.10 Intercity Wholesale Prices of Selected Commodities

Group/Commodity/Item Specification		Unit	City	Prices (Rs.)			% Change in June,2014 Over	
				June, 2014	May, 2014	June, 2013	May., 14	June, 13
			GJT	825.00	645.00	1300.00	27.91	-36.54
			KAR	920.00	380.00	1300.00	142.11	-29.23
			HYD	1400.00	550.00	1600.00	154.55	-12.50
			SKR	800.00	320.00	2000.00	150.00	-60.00
			LRK	1600.00	400.00	3200.00	300.00	-50.00
			MPK	1400.00	350.00	1400.00	300.00	0.00
			PSH	440.00	575.00	1200.00	-23.48	-63.33
			BNU	1000.00	1050.00	1800.00	-4.76	-44.44
			MNG	625.00	1000.00	1600.00	-37.50	-60.94
			QTA	1050.00	550.00	1680.00	90.91	-37.50
0124201.	GARLIC	40 KG.	LAH	3300.00	3300.00	3675.00	0.00	-10.20
			FAS	1900.00	2050.00	2700.00	-7.32	-29.63
			RAW	2875.00	3700.00	3625.00	-22.30	-20.69
			SAR	3000.00	3300.00	4000.00	-9.09	-25.00
			SKT	4300.00	4300.00	4200.00	0.00	2.38
			GJT	3650.00	3425.00	3400.00	6.57	7.35
			KAR	2700.00	3100.00	2420.00	-12.90	11.57
			HYD	3600.00	3600.00	3500.00	0.00	2.86
			SKR	2000.00	2400.00	3000.00	-16.67	-33.33
			PSH	2500.00	2400.00	3000.00	4.17	-16.67
			MNG	3300.00	3600.00	2400.00	-8.33	37.50
			QTA	5800.00	5800.00	3490.00	0.00	66.19
0124301.	ONIONS DRY AVG. QLTY.	40 KG.	LAH	875.00	825.00	1125.00	6.06	-22.22
			FAS	775.00	900.00	1100.00	-13.89	-29.55
			RAW	1137.50	1175.00	1190.00	-3.19	-4.41
			MUL	825.00	1000.00	850.00	-17.50	-2.94
			GUJ	980.00	1150.00	1050.00	-14.78	-6.67
			SAH	1935.00	1100.00	1200.00	75.91	61.25
			SAR	840.00	1080.00	1300.00	-22.22	-35.38
			SKT	1250.00	1250.00	1600.00	0.00	-21.88
			BPR	1020.00	980.00	980.00	4.08	4.08
			GJT	965.00	1055.00	1200.00	-8.53	-19.58
			KSR	890.00	875.00	1150.00	1.71	-22.61
			KAR	840.00	620.00	840.00	35.48	0.00
			HYD	890.00	880.00	1100.00	1.14	-19.09
			SKR	900.00	750.00	1220.00	20.00	-26.23
			LRK	1000.00	1000.00	1500.00	0.00	-33.33
			MPK	800.00	900.00	1000.00	-11.11	-20.00
			NWB	1100.00	1000.00	1200.00	10.00	-8.33
			PSH	1100.00	1100.00	1150.00	0.00	-4.35
			BNU	1100.00	1150.00	1800.00	-4.35	-38.89
			MNG	975.00	1125.00	1575.00	-13.33	-38.10
			QTA	1450.00	850.00	900.00	70.59	61.11
0124902.	LADY FINGER AVG. QLTY.	100 KG.	LAH	2050.00	6550.00	4900.00	-68.70	-58.16
			FAS	1600.00	3250.00	2750.00	-50.77	-41.82
			RAW	3450.00	4900.00	4550.00	-29.59	-24.18
			MUL	3500.00	3500.00	4100.00	0.00	-14.63
			SKT	4000.00	7100.00	7250.00	-43.66	-44.83
			KAR	5750.00	2500.00	2020.00	130.00	184.65
			SKR	2000.00	3000.00	3000.00	-33.33	-33.33
			PSH	4400.00	4750.00	4900.00	-7.37	-10.20
			BNU	4250.00	4250.00	3750.00	0.00	13.33
			QTA	3200.00	4200.00	5000.00	-23.81	-36.00
0124903.	TINDA AVG. QLTY.	100 KG.	LAH	2650.00	4450.00	4300.00	-40.45	-38.37
			FAS	1800.00	3250.00	3500.00	-44.62	-48.57

Contd.

7.10 Intercity Wholesale Prices of Selected Commodities

Group/Commodity/Item Specification		Unit	City	Prices (Rs.)			% Change in June,2014 Over	
				June, 2014	May, 2014	June, 2013	May., 14	June, 13
			RAW	2650.00	3550.00	2750.00	-25.35	-3.64
			MUL	3750.00	3500.00	3600.00	7.14	4.17
			SKT	6000.00	5000.00	5500.00	20.00	9.09
			KAR	2550.00	2100.00	3250.00	21.43	-21.54
			SKR	3100.00	2500.00	2300.00	24.00	34.78
			MPK	4600.00	2000.00	2200.00	130.00	109.09
			PSH	3000.00	3000.00	3000.00	0.00	0.00
			MNG	1500.00	1500.00	2375.00	0.00	-36.84
0124904.	BRINJAL AVG. QLTY.	100 KG.	LAH	2050.00	2050.00	1900.00	0.00	7.89
			FAS	900.00	1100.00	1500.00	-18.18	-40.00
			MUL	2750.00	2750.00	2900.00	0.00	-5.17
			SAR	1650.00	1790.00	3600.00	-7.82	-54.17
			SKT	2200.00	3550.00	3900.00	-38.03	-43.59
			KAR	1450.00	1100.00	1900.00	31.82	-23.68
			SKR	1100.00	1300.00	1500.00	-15.38	-26.67
			MPK	2200.00	900.00	1500.00	144.44	46.67
			PSH	3000.00	2750.00	2750.00	9.09	9.09
			BNU	2000.00	2000.00	3500.00	0.00	-42.86
			QTA	3200.00	3200.00	3000.00	0.00	6.67
0124905.	BOTTLE GOURD (LOKI)	100 KG.	LAH	2050.00	2050.00	2150.00	0.00	-4.65
			FAS	700.00	900.00	1300.00	-22.22	-46.15
			RAW	3250.00	4050.00	3350.00	-19.75	-2.99
			KAR	1550.00	950.00	2025.00	63.16	-23.46
			HYD	2650.00	2650.00	2500.00	0.00	6.00
			SKR	1100.00	1200.00	1500.00	-8.33	-26.67
			PSH	3000.00	5000.00	2550.00	-40.00	17.65
			BNU	2550.00	2550.00	2500.00	0.00	2.00
0124906.	KARELLA	100 KG.	LAH	2850.00	4450.00	4550.00	-35.96	-37.36
			FAS	1250.00	3500.00	3750.00	-64.29	-66.67
			RAW	4050.00	5250.00	3550.00	-22.86	14.08
			SAR	1350.00	3035.00	3500.00	-55.52	-61.43
			KAR	2100.00	1300.00	2050.00	61.54	2.44
			HYD	2500.00	2500.00	3500.00	0.00	-28.57
			SKR	2500.00	1800.00	1400.00	38.89	78.57
			PSH	3000.00	3000.00	4800.00	0.00	-37.50
			BNU	3000.00	3550.00	3250.00	-15.49	-7.69
007. Fresh Fruits								
0131201.	BANANA AVG. QLTY.	DOZ.	LAH	85.00	63.00	52.50	34.92	61.90
			FAS	52.50	47.50	52.50	10.53	0.00
			RAW	142.50	157.50	71.00	-9.52	100.70
			MUL	82.50	72.50	57.50	13.79	43.48
			GUJ	110.00	82.50	72.50	33.33	51.72
			SKT	115.00	90.00	60.00	27.78	91.67
			BPR	85.00	52.50	52.50	61.90	61.90
			GJT	95.00	60.00	60.00	58.33	58.33
			KAR	52.00	41.00	27.00	26.83	92.59
			HYD	62.50	52.00	45.00	20.19	38.89
			SKR	75.00	60.00	36.00	25.00	108.33
			MPK	22.00	20.00	18.00	10.00	22.22
			PSH	70.00	55.00	57.50	27.27	21.74
			MNG	70.00	78.75	60.00	-11.11	16.67
0131601.	MANGOES SINDHRI AVG. QLTY.	40 KG.	KAR	1560.00	2300.00	1300.00	-32.17	20.00
			HYD	1850.00	0.00	1600.00	------	15.63
0131602.	MANGOES LANGRA AVG. QLTY.	40 KG.	LAH	2500.00	0.00	2300.00	------	8.70
			RAW	1875.00	1875.00	2250.00	0.00	-16.67
			GJT	1800.00	1250.00	1250.00	44.00	44.00

Contd.

7.10 Intercity Wholesale Prices of Selected Commodities

Group/Commodity/Item Specification		Unit	City	Prices (Rs.)			% Change in June,2014 Over	
				June, 2014	May, 2014	June, 2013	May., 14	June, 13
			KAR	1960.00	0.00	1300.00	------	50.77
			PSH	3000.00	2500.00	2400.00	20.00	25.00
			QTA	2800.00	3400.00	0.00	-17.65	------
0131603.	MANGOES CHONSA AVG. QLTY.	40 KG.	LAH	3600.00	0.00	2650.00	------	35.85
			FAS	2650.00	0.00	2700.00	------	-1.85
			RAW	2275.00	0.00	3500.00	------	-35.00
			MUL	3100.00	0.00	3100.00	------	0.00
			GJT	2500.00	2500.00	2000.00	0.00	25.00
			KAR	2260.00	0.00	2000.00	------	13.00
0131701.	PAPAYA (PAPETA)	40 KG.	LAH	2550.00	2550.00	2575.00	0.00	-0.97
			KAR	2100.00	2100.00	1160.00	0.00	81.03
			HYD	1700.00	1700.00	1500.00	0.00	13.33
			MPK	2000.00	2000.00	1000.00	0.00	100.00
0134401.	STRAWBURY	40 KG.	LAH	2900.00	2900.00	2100.00	0.00	38.10
			RAW	4650.00	4650.00	3425.00	0.00	35.77
			KAR	3800.00	3800.00	2900.00	0.00	31.03
			SKR	3500.00	3500.00	3200.00	0.00	9.38
0135101.	APPLE AVG. QLTY.	40 KG.	LAH	3700.00	3700.00	3150.00	0.00	17.46
			RAW	2650.00	2175.00	2475.00	21.84	7.07
			MUL	3100.00	2350.00	3100.00	31.91	0.00
			KAR	2700.00	2300.00	2440.00	17.39	10.66
			HYD	3000.00	2650.00	2200.00	13.21	36.36
			SKR	2250.00	2250.00	1515.00	0.00	48.51
			PSH	3200.00	3350.00	2350.00	-4.48	36.17
			MNG	3500.00	3500.00	2375.00	0.00	47.37
			QTA	3800.00	3200.00	4000.00	18.75	-5.00
0135102.	APPLE SUP. QLTY.	40 KG.	LAH	5350.00	5350.00	6750.00	0.00	-20.74
			RAW	5550.00	5250.00	7550.00	5.71	-26.49
			GJT	5400.00	5400.00	5500.00	0.00	-1.82
			KAR	3500.00	3100.00	3400.00	12.90	2.94
			PSH	4500.00	3600.00	3100.00	25.00	45.16
			MNG	5800.00	4575.00	3100.00	26.78	87.10
			QTA	4800.00	4200.00	5000.00	14.29	-4.00
0135501.	PEACH(AROO) AVG. QLTY.	40 KG.	LAH	2900.00	0.00	0.00	------	------
			RAW	1975.00	0.00	0.00	------	------
			KAR	2300.00	0.00	0.00	------	------
			PSH	1200.00	0.00	0.00	------	------
0136101.	WATER MELON	40 KG.	LAH	575.00	650.00	475.00	-11.54	21.05
			FAS	350.00	450.00	450.00	-22.22	-22.22
			RAW	525.00	825.00	612.50	-36.36	-14.29
			MUL	625.00	775.00	650.00	-19.35	-3.85
			KSR	525.00	725.00	475.00	-27.59	10.53
			KAR	660.00	660.00	580.00	0.00	13.79
			HYD	800.00	800.00	900.00	0.00	-11.11
			SKR	450.00	555.00	564.44	-18.92	-20.27
			PSH	480.00	650.00	720.00	-26.15	-33.33
			QTA	760.00	760.00	750.00	0.00	1.33
0136102.	MUSK MELON (SARDA/GARMA)	40 KG.	LAH	1075.00	1175.00	1125.00	-8.51	-4.44
			RAW	875.00	925.00	1112.50	-5.41	-21.35
			SKT	1100.00	1450.00	1400.00	-24.14	-21.43
			KAR	1100.00	1100.00	920.00	0.00	19.57
			PSH	1000.00	1000.00	800.00	0.00	25.00
0136103.	SWEET MELON (KHURBOZA)	40 KG.	LAH	1160.00	1550.00	1550.00	-25.16	-25.16
			RAW	2475.00	1675.00	2500.00	47.76	-1.00
			KAR	1100.00	1100.00	950.00	0.00	15.79
			HYD	2200.00	1400.00	2000.00	57.14	10.00

Contd.

7.10 Intercity Wholesale Prices of Selected Commodities

Group/Commodity/Item Specification		Unit	City	Prices (Rs.)			% Change in June,2014 Over	
				June, 2014	May, 2014	June, 2013	May., 14	June, 13
008. Dry Fruits								
0138101.	ALMOND KAGZI(IN SHELL)AVG. QLTY.	40 KG.	LAH	19000.00	19000.00	18250.00	0.00	4.11
			RAW	10900.00	10900.00	9050.00	0.00	20.44
			MUL	17000.00	17000.00	14500.00	0.00	17.24
			KAR	15300.00	15300.00	14100.00	0.00	8.51
			HYD	13650.00	13650.00	13650.00	0.00	0.00
			MPK	16000.00	16000.00	12000.00	0.00	33.33
			PSH	22000.00	22000.00	17500.00	0.00	25.71
			MNG	22400.00	22400.00	17600.00	0.00	27.27
			QTA	12600.00	12600.00	12600.00	0.00	0.00
0138401.	CHHOARA (DRY DATES) AVG. QLTY.	40 KG.	LAH	2900.00	2900.00	2900.00	0.00	0.00
			FAS	1850.00	1850.00	1900.00	0.00	-2.63
			RAW	3775.00	3775.00	3225.00	0.00	17.05
			MUL	3700.00	3700.00	3300.00	0.00	12.12
			KAR	3685.00	3685.00	3710.00	0.00	-0.67
			HYD	2950.00	2850.00	2800.00	3.51	5.36
			MPK	1800.00	1800.00	2000.00	0.00	-10.00
			PSH	2400.00	2300.00	3800.00	4.35	-36.84
			BNU	4000.00	4000.00	4200.00	0.00	-4.76
0138501.	PISTACHIO(WITHOUT SHELL)AVG. QLTY	40 KG.	LAH	67000.00	67000.00	69000.00	0.00	-2.90
			RAW	89000.00	89000.00	51250.00	0.00	73.66
			MUL	79000.00	81000.00	69000.00	-2.47	14.49
			KAR	62300.00	62300.00	59200.00	0.00	5.24
			HYD	84000.00	84000.00	60000.00	0.00	40.00
			SKR	78000.00	78000.00	68000.00	0.00	14.71
			PSH	72000.00	71000.00	48000.00	1.41	50.00
			QTA	58000.00	58000.00	58000.00	0.00	0.00
0138901.	COCONUT DRY AVG. QLTY.	40 KG.	LAH	9750.00	7900.00	5550.00	23.42	75.68
			MUL	10250.00	9900.00	5500.00	3.54	86.36
			GJT	10800.00	10400.00	5600.00	3.85	92.86
			KAR	9800.00	9000.00	7700.00	8.89	27.27
			HYD	10000.00	9550.00	6000.00	4.71	66.67
			SKR	11000.00	9200.00	6400.00	19.57	71.88
			MPK	10800.00	10800.00	6000.00	0.00	80.00
			PSH	9750.00	8200.00	4800.00	18.90	103.13
			MNG	12500.00	11000.00	6700.00	13.64	86.57
009. Cotton Seeds								
0143101.	COTTON SEEDS	40 KG.	FAS	1600.00	1625.00	950.00	-1.54	68.42
			MUL	1525.00	1525.00	925.00	0.00	64.86
			SAH	1450.00	1575.00	600.00	-7.94	141.67
			SAR	1333.00	1211.50	925.00	10.03	44.11
			SKT	1200.00	1200.00	1130.00	0.00	6.19
			KSR	1425.00	1425.00	1150.00	0.00	23.91
			KAR	1920.00	1920.00	2000.00	0.00	-4.00
			HYD	1150.00	1150.00	990.00	0.00	16.16
010. Other Oil Seeds								
0144201.	MUSTARD SEEDS	40 KG.	FAS	2500.00	2300.00	2300.00	8.70	8.70
			MUL	2550.00	2450.00	2325.00	4.08	9.68
			SAH	2500.00	2400.00	2200.00	4.17	13.64
			BPR	2675.00	2675.00	2450.00	0.00	9.18
			KSR	2750.00	2750.00	2750.00	0.00	0.00
			KAR	2465.00	2465.00	2550.00	0.00	-3.33
			HYD	2400.00	2350.00	2100.00	2.13	14.29
			MPK	2450.00	2400.00	2100.00	2.08	16.67
			NWB	2600.00	2500.00	2030.00	4.00	28.08
			PSH	2640.00	2580.00	3000.00	2.33	-12.00

Contd.

7.10 Intercity Wholesale Prices of Selected Commodities

Group/Commodity/Item Specification		Unit	City	Prices (Rs.)			% Change in June,2014 Over	
				June, 2014	May, 2014	June, 2013	May., 14	June, 13
011. Edible Roots / Potatoes								
0151001.	POTATOES WHITE AVG. QLTY.	40 KG.	KAR	1640.00	1640.00	335.00	0.00	389.55
			HYD	1725.00	1725.00	500.00	0.00	245.00
			SKR	1600.00	1600.00	590.00	0.00	171.19
			MPK	1800.00	1600.00	480.00	12.50	275.00
			QTA	2050.00	1680.00	550.00	22.02	272.73
0151002.	POTATOES RED AVG. QLTY.	40 KG.	LAH	2000.00	1960.00	900.00	2.04	122.22
			FAS	1650.00	1500.00	525.00	10.00	214.29
			RAW	1925.00	1925.00	555.00	0.00	246.85
			MUL	1900.00	1500.00	620.00	26.67	206.45
			GUJ	1850.00	1750.00	550.00	5.71	236.36
			SAH	2100.00	2100.00	1000.00	0.00	110.00
			SAR	2460.00	2460.00	900.00	0.00	173.33
			SKT	2000.00	2000.00	700.00	0.00	185.71
			BPR	1800.00	1680.00	372.50	7.14	383.22
			PSH	2000.00	1900.00	800.00	5.26	150.00
			MNG	2200.00	2200.00	960.00	0.00	129.17
012. Stimulant & Spice Crops								
0165201.	RED CHILLIES DRY(WHOLE)	40 KG.	LAH	8250.00	5900.00	4750.00	39.83	73.68
			FAS	6650.00	6350.00	4150.00	4.72	60.24
			RAW	8200.00	6150.00	6050.00	33.33	35.54
			MUL	7550.00	6700.00	4300.00	12.69	75.58
			KAR	8600.00	7800.00	3250.00	10.26	164.62
			HYD	7000.00	6350.00	4500.00	10.24	55.56
			MPK	8000.00	6000.00	4000.00	33.33	100.00
			PSH	7200.00	6400.00	4400.00	12.50	63.64
			QTA	10600.00	10600.00	8800.00	0.00	20.45
0165401.	CUMINSEED WHITE 50 G.PKT.NAT.	EACH	LAH	46.80	46.80	46.80	0.00	0.00
			FAS	48.28	48.28	44.82	0.00	7.72
			RAW	46.00	46.00	46.00	0.00	0.00
			MUL	48.67	48.67	44.82	0.00	8.59
			KAR	50.00	50.00	42.00	0.00	19.05
			HYD	52.00	50.00	50.00	4.00	4.00
			MPK	40.45	40.45	40.45	0.00	0.00
			PSH	51.00	51.00	50.00	0.00	2.00
			MNG	50.00	50.00	50.00	0.00	0.00
			QTA	46.00	46.00	46.00	0.00	0.00
0165402.	CARDAMOM LARGE	40 KG.	LAH	85500.00	83500.00	71500.00	2.40	19.58
			RAW	73100.00	72250.00	66500.00	1.18	9.92
			MUL	103000.00	103000.00	77000.00	0.00	33.77
			KAR	85000.00	85000.00	76000.00	0.00	11.84
			HYD	80000.00	78250.00	70500.00	2.24	13.48
			MPK	100000.00	94000.00	76000.00	6.38	31.58
			PSH	79000.00	77000.00	76500.00	2.60	3.27
			QTA	82000.00	82000.00	77500.00	0.00	5.81
0165403.	CARDAMOM SMALL	KG.	LAH	1090.00	1125.00	1125.00	-3.11	-3.11
			RAW	1775.00	1775.00	1625.00	0.00	9.23
			MUL	1300.00	1300.00	1300.00	0.00	0.00
			KAR	1225.00	1225.00	1190.00	0.00	2.94
			HYD	1400.00	1400.00	1400.00	0.00	0.00
			MPK	900.00	900.00	800.00	0.00	12.50
			PSH	1150.00	1150.00	1350.00	0.00	-14.81
			QTA	925.00	925.00	2750.00	0.00	-66.36
0165501.	CINNAMON	40 KG.	RAW	8100.00	6125.00	5825.00	32.24	39.06
			MUL	9700.00	8600.00	7700.00	12.79	25.97
			KAR	9000.00	9000.00	7225.00	0.00	24.57

Contd.

7.10 Intercity Wholesale Prices of Selected Commodities

Group/Commodity/Item Specification		Unit	City	Prices (Rs.)			% Change in June,2014 Over	
				June, 2014	May, 2014	June, 2013	May., 14	June, 13
			PSH	9400.00	9250.00	7700.00	1.62	22.08
			QTA	5100.00	5100.00	5100.00	0.00	0.00
0165701.	GINGER GREEN	40 KG.	LAH	11100.00	7250.00	3850.00	53.10	188.31
			FAS	9250.00	5850.00	3000.00	58.12	208.33
			RAW	11750.00	9650.00	3300.00	21.76	256.06
			SAR	10600.00	7900.00	8500.00	34.18	24.71
			SKT	14250.00	10500.00	4400.00	35.71	223.86
			KAR	10200.00	7800.00	2850.00	30.77	257.89
			HYD	12000.00	8100.00	3800.00	48.15	215.79
			SKR	11500.00	7600.00	3800.00	51.32	202.63
			PSH	7600.00	7500.00	3200.00	1.33	137.50
			MNG	12000.00	12000.00	4000.00	0.00	200.00
			QTA	5800.00	5800.00	4600.00	0.00	26.09
013. Pulses								
0170101.	KIDNEY BEANS DRY WHOLE (LOBIA)	40 KG.	LAH	5450.00	5450.00	4550.00	0.00	19.78
			RAW	4375.00	4375.00	4287.50	0.00	2.04
			MUL	4100.00	4100.00	4100.00	0.00	0.00
			KSR	5900.00	5900.00	4750.00	0.00	24.21
			KAR	4700.00	4700.00	3760.00	0.00	25.00
			HYD	3300.00	3300.00	3300.00	0.00	0.00
			PSH	4100.00	4100.00	5600.00	0.00	-26.79
			BNU	4500.00	4500.00	4000.00	0.00	12.50
			QTA	3300.00	3300.00	3300.00	0.00	0.00
0170401.	MASOOR WHOLE AVG. QLTY.	100 KG.	LAH	10750.00	11250.00	6950.00	-4.44	54.68
			FAS	8600.00	8600.00	8300.00	0.00	3.61
			RAW	10250.00	10250.00	7525.00	0.00	36.21
			MUL	9500.00	9500.00	8100.00	0.00	17.28
			SAR	9250.00	9250.00	8500.00	0.00	8.82
			SKT	10500.00	10500.00	7500.00	0.00	40.00
			BPR	9750.00	9750.00	8700.00	0.00	12.07
			GJT	9300.00	9300.00	8500.00	0.00	9.41
			KSR	11250.00	11750.00	6850.00	-4.26	64.23
			KAR	9750.00	9750.00	8950.00	0.00	8.94
			HYD	8800.00	8800.00	8000.00	0.00	10.00
			SKR	9500.00	9200.00	8500.00	3.26	11.76
			LRK	12000.00	0.00	0.00	------	------
			MPK	9500.00	9200.00	8500.00	3.26	11.76
			PSH	9450.00	9450.00	0.00	0.00	------
			QTA	13050.00	13050.00	11000.00	0.00	18.64
0170402.	MASOOR SPLIT AVG. QLTY.	100 KG.	LAH	11250.00	11750.00	7700.00	-4.26	46.10
			FAS	9350.00	9350.00	8850.00	0.00	5.65
			RAW	12350.00	11650.00	9025.00	6.01	36.84
			MUL	9900.00	9900.00	9300.00	0.00	6.45
			SAR	11750.00	12000.00	9750.00	-2.08	20.51
			SKT	11500.00	11500.00	9250.00	0.00	24.32
			BPR	11500.00	10500.00	9800.00	9.52	17.35
			GJT	11750.00	14100.00	9000.00	-16.67	30.56
			KAR	10600.00	10600.00	9200.00	0.00	15.22
			HYD	10000.00	9650.00	9000.00	3.63	11.11
			SKR	11400.00	11600.00	9750.00	-1.72	16.92
			LRK	9500.00	9500.00	11000.00	0.00	-13.64
			MPK	10500.00	9900.00	9700.00	6.06	8.25
			PSH	10900.00	9450.00	9600.00	15.34	13.54
			QTA	12950.00	12950.00	11250.00	0.00	15.11
0170901.	GRAM WHOLE YELLOW AVG. QLTY.	100 KG.	LAH	5000.00	5500.00	9250.00	-9.09	-45.95
			FAS	5450.00	5450.00	8375.00	0.00	-34.93

Contd.

7.10 Intercity Wholesale Prices of Selected Commodities

Group/Commodity/Item Specification		Unit	City	Prices (Rs.)			% Change in June,2014 Over	
				June, 2014	May, 2014	June, 2013	May., 14	June, 13
			RAW	9100.00	8750.00	9100.00	4.00	0.00
			MUL	9100.00	9400.00	8350.00	-3.19	8.98
			SAR	8750.00	8285.00	8150.00	5.61	7.36
			BPR	9750.00	9750.00	8500.00	0.00	14.71
			GJT	8500.00	8500.00	8300.00	0.00	2.41
			KAR	8650.00	8650.00	9900.00	0.00	-12.63
			HYD	9000.00	9000.00	10500.00	0.00	-14.29
			SKR	8400.00	8000.00	9000.00	5.00	-6.67
			MPK	9200.00	9200.00	8300.00	0.00	10.84
			PSH	9500.00	8800.00	8000.00	7.95	18.75
			BNU	9375.00	9375.00	9000.00	0.00	4.17
			QTA	9500.00	9500.00	14000.00	0.00	-32.14
0170902.	GRAM SPLIT AVG. QLTY.	100 KG.	LAH	5250.00	5250.00	5900.00	0.00	-11.02
			FAS	5100.00	5100.00	5450.00	0.00	-6.42
			RAW	5900.00	5650.00	6350.00	4.42	-7.09
			MUL	5550.00	5750.00	5700.00	-3.48	-2.63
			GUJ	5850.00	5850.00	5900.00	0.00	-0.85
			SAR	5437.50	5625.00	5500.00	-3.33	-1.14
			SKT	5650.00	5700.00	6750.00	-0.88	-16.30
			BPR	5800.00	5800.00	6000.00	0.00	-3.33
			GJT	5300.00	5625.00	5500.00	-5.78	-3.64
			KAR	6350.00	6350.00	9050.00	0.00	-29.83
			HYD	6000.00	6100.00	6950.00	-1.64	-13.67
			SKR	6000.00	6250.00	7250.00	-4.00	-17.24
			MPK	6300.00	6200.00	6000.00	1.61	5.00
			PSH	6350.00	6600.00	6050.00	-3.79	4.96
			BNU	6100.00	6100.00	6500.00	0.00	-6.15
			QTA	6000.00	6000.00	8700.00	0.00	-31.03
0170903.	MASH WHOLE AVG. QLTY.	100 KG.	LAH	9600.00	9100.00	8850.00	5.49	8.47
			FAS	9250.00	9250.00	9250.00	0.00	0.00
			RAW	12100.00	11350.00	9550.00	6.61	26.70
			MUL	9900.00	9900.00	9300.00	0.00	6.45
			SKT	10750.00	10750.00	11500.00	0.00	-6.52
			KSR	9350.00	8850.00	8950.00	5.65	4.47
			KAR	11250.00	11250.00	9300.00	0.00	20.97
0170904.	MASH SPLIT AVG. QLTY.	100 KG.	LAH	11750.00	11250.00	10850.00	4.44	8.29
			FAS	10675.00	10675.00	11000.00	0.00	-2.95
			RAW	14250.00	13650.00	13550.00	4.40	5.17
			MUL	12750.00	12750.00	9750.00	0.00	30.77
			SKT	12000.00	11500.00	12500.00	4.35	-4.00
			KSR	11750.00	11300.00	11250.00	3.98	4.44
			KAR	12250.00	12250.00	10350.00	0.00	18.36
			HYD	11500.00	10100.00	8950.00	13.86	28.49
			SKR	11750.00	12000.00	10750.00	-2.08	9.30
			MPK	11500.00	11600.00	9600.00	-0.86	19.79
			PSH	13250.00	11000.00	10800.00	20.45	22.69
			MNG	12500.00	12000.00	9400.00	4.17	32.98
			QTA	15000.00	15200.00	13600.00	-1.32	10.29
0170905.	MOONG WHOLE AVG. QLTY.	100 KG.	LAH	13900.00	13900.00	8250.00	0.00	68.48
			FAS	11500.00	11500.00	9100.00	0.00	26.37
			RAW	15250.00	13350.00	8650.00	14.23	76.30
			MUL	13900.00	13750.00	8100.00	1.09	71.60
			SKT	13000.00	12000.00	10500.00	8.33	23.81
			GJT	12500.00	12500.00	8800.00	0.00	42.05
			KSR	13950.00	13950.00	8250.00	0.00	69.09
			KAR	12750.00	12750.00	8850.00	0.00	44.07

Contd.

7.10 Intercity Wholesale Prices of Selected Commodities

Group/Commodity/Item Specification		Unit	City	Prices (Rs.)			% Change in June,2014 Over	
				June, 2014	May, 2014	June, 2013	May., 14	June, 13
			SKR	14250.00	13250.00	9750.00	7.55	46.15
			PSH	13150.00	13750.00	8600.00	-4.36	52.91
			MNG	11250.00	11900.00	8400.00	-5.46	33.93
			QTA	15000.00	15400.00	12600.00	-2.60	19.05
0170906.	MOONG SPLIT AVG. QLTY.	100 KG.	LAH	14250.00	14250.00	8600.00	0.00	65.70
			FAS	12500.00	12500.00	8850.00	0.00	41.24
			RAW	15750.00	14750.00	10250.00	6.78	53.66
			MUL	16300.00	16250.00	9650.00	0.31	68.91
			SKT	13750.00	13000.00	12500.00	5.77	10.00
			GJT	15250.00	15500.00	9500.00	-1.61	60.53
			KAR	13750.00	13750.00	10200.00	0.00	34.80
			HYD	15000.00	15000.00	11000.00	0.00	36.36
			SKR	15250.00	14250.00	10750.00	7.02	41.86
			MPK	16000.00	15200.00	11500.00	5.26	39.13
			PSH	13750.00	13750.00	9200.00	0.00	49.46
			MNG	12000.00	11800.00	8800.00	1.69	36.36
			QTA	14600.00	15000.00	13250.00	-2.67	10.19
014. Sugar Crops								
0180206.	SUGAR CANE (OPEN MARKET)	40 KG.	FAS	177.50	177.50	177.50	0.00	0.00
			HYD	175.00	175.00	175.00	0.00	0.00
			PSH	180.00	180.00	180.00	0.00	0.00
015. Fibre Crops								
0192101.	COTTON SPOT RATE EX-KAR.	40 KG.	KAR	7443.00	7348.75	7040.50	1.28	5.72
0192201.	JUTE BAGS LOCAL	100	LAH	12250.00	12250.00	11250.00	0.00	8.89
			FAS	9000.00	9000.00	9000.00	0.00	0.00
			KAR	9900.00	9900.00	7300.00	0.00	35.62
			PSH	9500.00	9500.00	9500.00	0.00	0.00
016. Unmanufactured Tobacco								
0197001.	TOBACCO SIND KARO	40 KG.	SAR	4500.00	4500.00	4200.00	0.00	7.14
			SKR	2200.00	2200.00	2200.00	0.00	0.00
			LRK	1990.00	1990.00	1850.00	0.00	7.57
0197002.	TOBACCO DESI(MITHA)	40 KG.	LAH	5050.00	5050.00	4375.00	0.00	15.43
			SAR	6600.00	6600.00	5850.00	0.00	12.82
			HYD	4000.00	4000.00	4000.00	0.00	0.00
			QTA	2545.00	2545.00	2545.00	0.00	0.00
0197003.	TOBACCO SUFAID PATHA	40 KG.	MUL	6900.00	6900.00	6400.00	0.00	7.81
			SAR	4500.00	4500.00	3250.00	0.00	38.46
			KAR	2690.00	2690.00	2680.00	0.00	0.37
			HYD	3250.00	3250.00	3250.00	0.00	0.00
			QTA	5415.00	5415.00	5415.00	0.00	0.00
0197004.	TOBACCO HUKKA TWISTED	40 KG.	LAH	4300.00	4300.00	3625.00	0.00	18.62
			RAW	2375.00	2375.00	2175.00	0.00	9.20
			MUL	4700.00	4700.00	4300.00	0.00	9.30
			KSR	4200.00	4200.00	3525.00	0.00	19.15
			HYD	4100.00	4100.00	4100.00	0.00	0.00
			SKR	2800.00	2800.00	2800.00	0.00	0.00
			QTA	2970.00	2970.00	2970.00	0.00	0.00
0197005.	TOBACCO HUKKA PREPARED	40 KG.	LAH	3300.00	3300.00	2875.00	0.00	14.78
			RAW	1275.00	1275.00	1125.00	0.00	13.33
			MUL	1300.00	1300.00	1000.00	0.00	30.00
			KSR	3200.00	3200.00	2525.00	0.00	26.73
			LRK	1500.00	1500.00	1400.00	0.00	7.14
			QTA	1530.00	1530.00	1530.00	0.00	0.00
017. Poultry								
0215101.	CHICKEN FARM(LIVE)	1 KG.	LAH	134.50	145.50	151.50	-7.56	-11.22
			FAS	145.00	157.00	150.00	-7.64	-3.33

Contd.

7.10 Intercity Wholesale Prices of Selected Commodities

Group/Commodity/Item Specification		Unit	City	Prices (Rs.)			% Change in June,2014 Over	
				June, 2014	May, 2014	June, 2013	May., 14	June, 13
			RAW	147.50	142.50	162.50	3.51	-9.23
			MUL	145.50	149.00	151.00	-2.35	-3.64
			GUJ	138.00	148.00	155.00	-6.76	-10.97
			SKT	147.00	163.00	158.00	-9.82	-6.96
			BPR	145.50	160.00	175.25	-9.06	-16.98
			KAR	162.50	176.50	183.00	-7.93	-11.20
			HYD	150.00	165.00	180.00	-9.09	-16.67
			SKR	157.00	160.00	172.00	-1.88	-8.72
			MPK	158.00	154.00	174.00	2.60	-9.20
			PSH	166.00	160.00	172.00	3.75	-3.49
			MNG	181.00	178.00	168.00	1.69	7.74
			QTA	180.00	175.00	180.00	2.86	0.00
018. Raw Milk from Bovine Animals								
0221101.	FRESH MILK	40 LTR.	LAH	2380.00	2020.00	1980.00	17.82	20.20
			FAS	2000.00	2000.00	2000.00	0.00	0.00
			RAW	2875.00	2675.00	2425.00	7.48	18.56
			MUL	2300.00	2300.00	2300.00	0.00	0.00
			SAH	1800.00	1650.00	1650.00	9.09	9.09
			SKT	2600.00	2200.00	2200.00	18.18	18.18
			KSR	2175.00	2000.00	1920.00	8.75	13.28
			KAR	3000.00	3000.00	2480.00	0.00	20.97
			HYD	2800.00	2800.00	2650.00	0.00	5.66
			SKR	2700.00	2700.00	2650.00	0.00	1.89
			MPK	2560.00	2560.00	2560.00	0.00	0.00
			PSH	2200.00	2200.00	2000.00	0.00	10.00
			BNU	2600.00	2500.00	2000.00	4.00	30.00
			QTA	2800.00	2800.00	2800.00	0.00	0.00
019. Eggs								
0231001.	EGGS FARM CRATE OF 30 DOZ.	EACH	LAH	2220.00	2130.00	2100.00	4.23	5.71
			FAS	2220.00	2160.00	2100.00	2.78	5.71
			RAW	2185.00	2155.00	2100.00	1.39	4.05
			MUL	2150.00	2050.00	1900.00	4.88	13.16
			GUJ	2240.00	2190.00	2100.00	2.28	6.67
			SKT	2050.00	1600.00	2225.00	28.13	-7.87
			BPR	2190.00	2190.00	2220.00	0.00	-1.35
			KAR	2235.00	2235.00	1805.00	0.00	23.82
			HYD	2430.00	2430.00	1950.00	0.00	24.62
			SKR	2100.00	2150.00	1860.00	-2.33	12.90
			MPK	2340.00	1590.00	1680.00	47.17	39.29
			PSH	2100.00	1975.00	1980.00	6.33	6.06
			MNG	2225.00	1975.00	2175.00	12.66	2.30
			QTA	2600.00	2800.00	2550.00	-7.14	1.96
020. Raw Animal Materials / Wool								
0294201.	WOOL PAK. SUPERIOR WHITE	40 KG.	LAH	775.00	775.00	775.00	0.00	0.00
			MUL	2550.00	2550.00	2300.00	0.00	10.87
			KAR	2820.00	2820.00	2780.00	0.00	1.44
			BNU	2500.00	2500.00	2400.00	0.00	4.17
0294202.	WOOL PAK. SUPERIOR YELLOW	40 KG.	LAH	862.50	862.50	862.50	0.00	0.00
			MUL	2100.00	2100.00	2100.00	0.00	0.00
			KAR	2820.00	2820.00	2750.00	0.00	2.55
			BNU	2250.00	2250.00	2200.00	0.00	2.27
0294203.	WOOL PAK MEDIUM WHITE	40 KG.	LAH	740.00	740.00	740.00	0.00	0.00
			MUL	2250.00	2100.00	2100.00	7.14	7.14
			KAR	2410.00	2410.00	2350.00	0.00	2.55
			BNU	2100.00	2100.00	1800.00	0.00	16.67

Contd.

7.10 Intercity Wholesale Prices of Selected Commodities

Group/Commodity/Item Specification		Unit	City	Prices (Rs.)			% Change in June,2014 Over	
				June, 2014	May, 2014	June, 2013	May., 14	June, 13
0294204.	WOOL PAK.MEDIUM YELLOW	40 KG.	LAH	640.00	640.00	640.00	0.00	0.00
			MUL	1900.00	1850.00	1500.00	2.70	26.67
			KAR	2270.00	2270.00	2230.00	0.00	1.79
			BNU	1850.00	1850.00	1700.00	0.00	8.82
0294205.	WOOL COLOURED LIGHT	40 KG.	LAH	825.00	825.00	825.00	0.00	0.00
			MUL	1100.00	1100.00	950.00	0.00	15.79
			KAR	1900.00	1900.00	1870.00	0.00	1.60
			BNU	1450.00	1450.00	1400.00	0.00	3.57
0294206.	WOOL COLOURED DARK	40 KG.	LAH	800.00	800.00	800.00	0.00	0.00
			MUL	900.00	900.00	1100.00	0.00	-18.18
			KAR	1835.00	1835.00	1760.00	0.00	4.26
			BNU	1450.00	1450.00	1400.00	0.00	3.57
021. Hides & Fur Skins, Raw								
0295101.	HIDES WET SALTED COW MEDIUM	EACH	LAH	1975.00	1975.00	1850.00	0.00	6.76
			RAW	1975.00	1975.00	1975.00	0.00	0.00
			MUL	2700.00	2700.00	2900.00	0.00	-6.90
			SKT	2950.00	2950.00	2800.00	0.00	5.36
			KSR	1925.00	1925.00	1825.00	0.00	5.48
			KAR	3900.00	3900.00	3900.00	0.00	0.00
			HYD	2000.00	2000.00	1850.00	0.00	8.11
			BNU	1450.00	1450.00	1450.00	0.00	0.00
			QTA	3000.00	3000.00	3000.00	0.00	0.00
0295102.	HIDES WET SALTED BUFFALO MEDIUM	EACH	LAH	1675.00	1675.00	1550.00	0.00	8.06
			RAW	1975.00	1975.00	1975.00	0.00	0.00
			MUL	3300.00	3250.00	3200.00	1.54	3.13
			SKT	2950.00	2950.00	3100.00	0.00	-4.84
			KSR	1625.00	1625.00	1525.00	0.00	6.56
			KAR	2650.00	2650.00	2100.00	0.00	26.19
			HYD	1850.00	1850.00	1750.00	0.00	5.71
			BNU	1825.00	1825.00	1650.00	0.00	10.61
			QTA	2400.00	2400.00	2400.00	0.00	0.00
0295103.	HIDES WET SALTED CALF MEDIUM	EACH	LAH	1225.00	1225.00	1050.00	0.00	16.67
			RAW	1075.00	1075.00	1075.00	0.00	0.00
			MUL	1300.00	1150.00	1200.00	13.04	8.33
			SKT	650.00	500.00	650.00	30.00	0.00
			KSR	975.00	975.00	825.00	0.00	18.18
			KAR	1700.00	1700.00	1550.00	0.00	9.68
			HYD	2050.00	2050.00	2050.00	0.00	0.00
			BNU	750.00	750.00	750.00	0.00	0.00
			QTA	2300.00	2300.00	2300.00	0.00	0.00
0295301.	SHEEP SKIN MEDIUM	100	RAW	23500.00	23500.00	23500.00	0.00	0.00
			MUL	31000.00	31000.00	45000.00	0.00	-31.11
			KSR	22000.00	22000.00	21000.00	0.00	4.76
			KAR	48750.00	48750.00	47340.00	0.00	2.98
			HYD	20500.00	20500.00	20500.00	0.00	0.00
			PSH	35000.00	35000.00	30000.00	0.00	16.67
			QTA	50000.00	50000.00	50000.00	0.00	0.00
0295302.	SHEEP SKIN LARGE	100	LAH	39000.00	39000.00	36250.00	0.00	7.59
			RAW	29500.00	29500.00	29500.00	0.00	0.00
			MUL	42500.00	47500.00	57500.00	-10.53	-26.09
			KSR	30500.00	30500.00	29000.00	0.00	5.17
			KAR	63750.00	63750.00	60250.00	0.00	5.81
			HYD	31500.00	31500.00	31500.00	0.00	0.00
			PSH	52000.00	52000.00	50000.00	0.00	4.00
			QTA	60000.00	60000.00	60000.00	0.00	0.00

Contd.

7.10 Intercity Wholesale Prices of Selected Commodities

Group/Commodity/Item Specification		Unit	City	Prices (Rs.)			% Change in June,2014 Over	
				June, 2014	May, 2014	June, 2013	May., 14	June, 13
0295401.	GOAT SKIN LARGE	100	LAH	31000.00	31000.00	28000.00	0.00	10.71
			RAW	28250.00	28250.00	28250.00	0.00	0.00
			KSR	27500.00	27500.00	25500.00	0.00	7.84
			KAR	52750.00	52750.00	52750.00	0.00	0.00
			HYD	36500.00	36500.00	36500.00	0.00	0.00
			PSH	32000.00	32000.00	27500.00	0.00	16.36
			QTA	46500.00	46500.00	46500.00	0.00	0.00
0295402.	GOAT SKIN EXTRA LARGE	100	LAH	41000.00	41000.00	33500.00	0.00	22.39
			RAW	29750.00	29750.00	29750.00	0.00	0.00
			MUL	57500.00	57500.00	52500.00	0.00	9.52
			KSR	39500.00	39500.00	32500.00	0.00	21.54
			KAR	64500.00	64500.00	64500.00	0.00	0.00
			HYD	36750.00	36750.00	36750.00	0.00	0.00
			PSH	35000.00	35000.00	33500.00	0.00	4.48
			QTA	52500.00	52500.00	52500.00	0.00	0.00
0295403.	GOAT SKIN MEDIUM	100	LAH	29000.00	29000.00	25000.00	0.00	16.00
			RAW	24750.00	24750.00	24750.00	0.00	0.00
			MUL	31000.00	33500.00	40000.00	-7.46	-22.50
			SKT	42500.00	42500.00	40000.00	0.00	6.25
			KSR	24500.00	24500.00	20500.00	0.00	19.51
			KAR	46000.00	46000.00	46000.00	0.00	0.00
			PSH	25000.00	25000.00	22000.00	0.00	13.64
			QTA	37500.00	37500.00	37500.00	0.00	0.00
0295404.	GOAT SKIN SMALL	100	LAH	21000.00	21000.00	19000.00	0.00	10.53
			RAW	23750.00	23750.00	23750.00	0.00	0.00
			SKT	15000.00	15000.00	15000.00	0.00	0.00
			KSR	18500.00	18500.00	15500.00	0.00	19.35
			KAR	33875.00	33875.00	33875.00	0.00	0.00
			PSH	18000.00	18000.00	16000.00	0.00	12.50
			QTA	27000.00	27000.00	27000.00	0.00	0.00
022. Fuel Wood in Logs								
0313001.	FIRE WOOD MIXED DRY	40 KG.	LAH	590.00	590.00	540.00	0.00	9.26
			FAS	380.00	380.00	380.00	0.00	0.00
			RAW	537.50	537.50	490.00	0.00	9.69
			MUL	450.00	450.00	350.00	0.00	28.57
			GJT	470.00	470.00	470.00	0.00	0.00
			KAR	455.00	455.00	390.00	0.00	16.67
			HYD	350.00	350.00	320.00	0.00	9.38
			SKR	375.00	375.00	350.00	0.00	7.14
			LRK	390.00	390.00	400.00	0.00	-2.50
			PSH	610.00	610.00	575.00	0.00	6.09
			MNG	500.00	500.00	500.00	0.00	0.00
			QTA	465.00	465.00	465.00	0.00	0.00
023. Fish Live Fresh or Chilled								
0411901.	FISH RAHU RIVER	40 KG.	LAH	9100.00	9100.00	9100.00	0.00	0.00
			RAW	6125.00	6125.00	6050.00	0.00	1.24
			MUL	10800.00	10300.00	8300.00	4.85	30.12
			HYD	8000.00	8000.00	7100.00	0.00	12.68
			SKR	10500.00	11000.00	6200.00	-4.55	69.35
			PSH	9500.00	9000.00	7500.00	5.56	26.67
0411902.	FISH RAHU SEA	40 KG.	KAR	3100.00	3100.00	3740.00	0.00	-17.11
0411903.	FISH SURMAI (SEA)	40 KG.	KAR	7600.00	7600.00	7200.00	0.00	5.56
2. Ores/Minerals, Elec., Gas & Water								
024. Coal not Agglomerated								
1101001.	COAL	MT.	LAH	14250.00	14250.00	14250.00	0.00	0.00

Contd.

7.10 Intercity Wholesale Prices of Selected Commodities

Group/Commodity/Item Specification		Unit	City	Prices (Rs.)			% Change in June,2014 Over	
				June, 2014	May, 2014	June, 2013	May., 14	June, 13
025. Natural Gas Liquified								
1202001.	SUI GAS GENERAL INDUSRIAL USE	MMBTU	KAR	571.23	571.23	571.23	0.00	0.00
1202002.	LPG	KG.	LAH	100.00	95.00	108.00	5.26	-7.41
			RAW	105.00	106.00	122.00	-0.94	-13.93
			KAR	92.50	92.50	115.00	0.00	-19.57
			PSH	130.00	130.00	140.00	0.00	-7.14
			QTA	125.00	125.00	120.00	0.00	4.17
1202003.	CNG	KG.	KAR	70.20	70.20	69.86	0.00	0.49
026. Salt & Pure Sodium Chloride								
1620001.	SALT CRUSHED LAHORI	40 KG.	LAH	195.00	195.00	147.50	0.00	32.20
			RAW	345.00	345.00	282.50	0.00	22.12
			MUL	280.00	280.00	280.00	0.00	0.00
			GJT	260.00	125.00	125.00	108.00	108.00
			KAR	325.00	325.00	270.00	0.00	20.37
			SKR	275.00	275.00	200.00	0.00	37.50
			PSH	200.00	200.00	155.00	0.00	29.03
1620002.	SEA SALT	40 KG.	LAH	195.00	195.00	132.50	0.00	47.17
			FAS	400.00	400.00	400.00	0.00	0.00
			KAR	122.50	122.50	91.00	0.00	34.62
			HYD	130.00	130.00	130.00	0.00	0.00
			NWB	250.00	250.00	240.00	0.00	4.17
027. Electrical Energy								
1710011.	ELECTRICITY TARRIF B1	KWH.	KAR	14.75	14.75	10.71	0.00	37.72
1710012.	ELECTRICITY TARRIF B2	KWH.	KAR	14.77	14.77	9.97	0.00	48.14
1710013.	ELECTRICITY TARRIF B3	KWH.	KAR	15.15	15.15	10.05	0.00	50.75
1710014.	ELECTRICITY TARRIF B4	KWH.	KAR	14.96	14.96	9.71	0.00	54.07
1710021.	ELECTRICITY TARIFF-D1	KWH.	KAR	10.66	10.66	10.00	0.00	6.60
1710022.	ELECTRICITY TARIFF-D2	KWH.	KAR	11.89	11.89	11.00	0.00	8.09
3. Food,Beverages,Tobacco,Textiles,Leather								
3a) Food Products, Beverages & Tobacco								
028. Meat of Animals								
2111101.	BEEF	40 KG.	LAH	10900.00	10700.00	10200.00	1.87	6.86
			FAS	8500.00	8500.00	8500.00	0.00	0.00
			RAW	8550.00	8550.00	8450.00	0.00	1.18
			MUL	8800.00	8800.00	8800.00	0.00	0.00
			SAR	10000.00	10000.00	9400.00	0.00	6.38
			GJT	10000.00	10000.00	9200.00	0.00	8.70
			KAR	8300.00	8300.00	8200.00	0.00	1.22
			HYD	9550.00	9550.00	9450.00	0.00	1.06
			PSH	9950.00	9950.00	9900.00	0.00	0.51
			MNG	10000.00	10000.00	10000.00	0.00	0.00
			QTA	11500.00	11500.00	10800.00	0.00	6.48
2111601.	MUTTON	40 KG.	LAH	23800.00	23600.00	21100.00	0.85	12.80
			FAS	18000.00	18000.00	18000.00	0.00	0.00
			RAW	24250.00	23950.00	22250.00	1.25	8.99
			MUL	20200.00	20200.00	19400.00	0.00	4.12
			KAR	19200.00	16800.00	16000.00	14.29	20.00
			HYD	19600.00	19250.00	18250.00	1.82	7.40
			PSH	22500.00	22500.00	19500.00	0.00	15.38
			MNG	16000.00	16000.00	16000.00	0.00	0.00
			QTA	21200.00	21200.00	20400.00	0.00	3.92
029. Vegetables & Fruit Juice								
2133101.	TOMATO KETCHUP 300 GM.	DOZ.	LAH	815.00	815.00	815.00	0.00	0.00
			FAS	892.20	892.20	785.00	0.00	13.66
			RAW	915.00	862.50	862.50	6.09	6.09

Contd.

7.10 Intercity Wholesale Prices of Selected Commodities

Group/Commodity/Item Specification		Unit	City	Prices (Rs.)			% Change in June,2014 Over	
				June, 2014	May, 2014	June, 2013	May., 14	June, 13
			MUL	919.00	876.00	924.00	4.91	-0.54
			GJT	900.00	900.00	780.00	0.00	15.38
			KAR	780.00	780.00	780.00	0.00	0.00
			HYD	724.00	724.00	724.00	0.00	0.00
			SKR	936.72	936.72	1052.90	0.00	-11.03
			MPK	772.00	772.00	772.00	0.00	0.00
			PSH	888.00	888.00	780.00	0.00	13.85
			MNG	920.00	816.00	816.00	12.75	12.75
			QTA	828.00	828.00	828.00	0.00	0.00
2133901.	CHILLES & LIME PKL.IN OIL 340 G.	DOZ.	LAH	1017.00	1017.00	1017.00	0.00	0.00
			RAW	1137.50	1137.50	1137.50	0.00	0.00
			KAR	960.00	960.00	960.00	0.00	0.00
			MPK	992.76	992.76	992.76	0.00	0.00
			PSH	1080.00	1080.00	1080.00	0.00	0.00
			QTA	938.00	938.00	938.00	0.00	0.00
030. Dried Fruits & Nuts								
2141101.	KISHMISH(RAISIN) AVG. QLTY.	40 KG.	LAH	9000.00	9000.00	9000.00	0.00	0.00
			RAW	8100.00	8100.00	7100.00	0.00	14.08
			MUL	9650.00	8100.00	8100.00	19.14	19.14
			KAR	9000.00	9000.00	8950.00	0.00	0.56
			HYD	8550.00	8500.00	8400.00	0.59	1.79
			MPK	11500.00	11500.00	11500.00	0.00	0.00
			PSH	7200.00	7200.00	7100.00	0.00	1.41
			BNU	8650.00	8650.00	7500.00	0.00	15.33
			QTA	5100.00	5100.00	5100.00	0.00	0.00
2141301.	GROUND NUT WITH SHELL AVG. QLTY.	40 KG.	LAH	4450.00	4750.00	4550.00	-6.32	-2.20
			RAW	3975.00	3975.00	4975.00	0.00	-20.10
			MUL	4100.00	4100.00	5100.00	0.00	-19.61
			KAR	6875.00	6875.00	6500.00	0.00	5.77
			HYD	4500.00	4500.00	5000.00	0.00	-10.00
			MPK	3000.00	3000.00	3500.00	0.00	-14.29
			PSH	4900.00	5600.00	5800.00	-12.50	-15.52
			QTA	3850.00	3850.00	3850.00	0.00	0.00
031. Fruit Juices								
2142901.	ROOHAFZA(SHARBAT)	DOZ.	LAH	1512.00	1512.00	1480.00	0.00	2.16
			FAS	1560.00	1540.00	1500.00	1.30	4.00
			RAW	1575.00	1562.50	1412.50	0.80	11.50
			MUL	1540.00	1520.00	1500.00	1.32	2.67
			GUJ	1560.00	1530.00	1520.00	1.96	2.63
			BPR	1560.00	1560.00	1500.00	0.00	4.00
			GJT	1560.00	1520.00	1520.00	2.63	2.63
			KAR	1560.00	1560.00	1380.00	0.00	13.04
			HYD	1560.00	1560.00	1480.00	0.00	5.41
			SKR	1570.00	1570.00	1480.00	0.00	6.08
			LRK	1550.00	1550.00	1460.00	0.00	6.16
			PSH	1535.00	1520.00	1450.00	0.99	5.86
			BNU	1470.00	1470.00	1470.00	0.00	0.00
			MNG	1560.00	1520.00	1450.00	2.63	7.59
			QTA	1596.00	1596.00	1596.00	0.00	0.00
2142902.	JAM-E-SHREEN	DOZ.	LAH	1550.00	1550.00	1440.00	0.00	7.64
			FAS	1550.00	1530.00	1500.00	1.31	3.33
			RAW	1610.00	1610.00	1595.00	0.00	0.94
			MUL	1545.00	1520.00	1480.00	1.64	4.39
			GUJ	1550.00	1500.00	1480.00	3.33	4.73
			BPR	1550.00	1540.00	1520.00	0.65	1.97
			KAR	1560.00	1560.00	1500.00	0.00	4.00

Contd.

7.10 Intercity Wholesale Prices of Selected Commodities

Group/Commodity/Item Specification		Unit	City	Prices (Rs.)			% Change in June,2014 Over	
				June, 2014	May, 2014	June, 2013	May., 14	June, 13
			HYD	1560.00	1560.00	1460.00	0.00	6.85
			SKR	1570.00	1570.00	1470.00	0.00	6.80
			PSH	1535.00	1520.00	1460.00	0.99	5.14
			BNU	1470.00	1470.00	1470.00	0.00	0.00
			MNG	1560.00	1520.00	1450.00	2.63	7.59
2142903.	FRUIT JUICE TETRA PACK	DOZ.	LAH	190.00	190.00	138.00	0.00	37.68
			FAS	155.00	155.00	142.00	0.00	9.15
			RAW	157.50	137.50	137.50	14.55	14.55
			MUL	135.00	135.00	135.00	0.00	0.00
			KAR	136.00	136.00	136.00	0.00	0.00
			HYD	130.00	130.00	130.00	0.00	0.00
			SKR	180.00	180.00	180.00	0.00	0.00
			PSH	129.00	129.00	129.50	0.00	-0.39
			QTA	110.00	110.00	110.00	0.00	0.00
2142904.	LEMON/ORANGE SQUASH MITCHELS(730ML)	DOZ.	LAH	1540.00	1540.00	1540.00	0.00	0.00
			FAS	1560.00	1560.00	1440.00	0.00	8.33
			RAW	1615.00	1615.00	1615.00	0.00	0.00
			MUL	1612.00	1612.00	1612.00	0.00	0.00
			KAR	1400.00	1400.00	1400.00	0.00	0.00
			HYD	1620.00	1620.00	1620.00	0.00	0.00
			PSH	1410.00	1410.00	1400.00	0.00	0.71
2142905.	MUREEY BREWERY (TOPS)	DOZ.	LAH	495.00	495.00	495.00	0.00	0.00
			RAW	1055.00	1055.00	1055.00	0.00	0.00
			KSR	435.00	435.00	435.00	0.00	0.00
2149201.	APL/MNG/ORG/MIX. FRUIT JAM 450 G.	DOZ.	LAH	1455.00	1455.00	1248.00	0.00	16.59
			RAW	1337.50	1337.50	1312.50	0.00	1.90
			KAR	1184.00	1184.00	1184.00	0.00	0.00
			MPK	1183.00	1183.00	1183.00	0.00	0.00
			PSH	1390.00	1390.00	1308.00	0.00	6.27
			QTA	1320.00	1320.00	1320.00	0.00	0.00
2149202.	MANGO/MIXED PICKLE IN OIL 340 G.	DOZ.	LAH	1080.00	1080.00	1015.00	0.00	6.40
			RAW	1137.50	1137.50	1137.50	0.00	0.00
			KAR	960.00	960.00	960.00	0.00	0.00
			MPK	992.76	992.76	992.76	0.00	0.00
			PSH	1080.00	1080.00	1080.00	0.00	0.00
			QTA	936.00	936.00	936.00	0.00	0.00
032. Vegetable Oils Refined								
2154101.	SOYABEAN COOKING OIL TIN	5 LTR.	LAH	940.00	940.00	940.00	0.00	0.00
			FAS	940.00	960.00	960.00	-2.08	-2.08
			RAW	982.50	982.50	995.00	0.00	-1.26
			MUL	1024.00	1024.00	982.00	0.00	4.28
			KAR	985.00	985.00	985.00	0.00	0.00
			HYD	1024.00	1024.00	1024.00	0.00	0.00
			SKR	980.00	980.00	970.00	0.00	1.03
			MPK	970.00	970.00	970.00	0.00	0.00
			PSH	975.00	975.00	975.00	0.00	0.00
			BNU	1000.00	1000.00	960.00	0.00	4.17
			QTA	915.00	915.00	915.00	0.00	0.00
2154301.	SUN FLOWER COOKING OIL	5 LTR.	LAH	940.00	940.00	940.00	0.00	0.00
			FAS	870.00	900.00	860.00	-3.33	1.16
			RAW	982.50	982.50	995.00	0.00	-1.26
			MUL	1045.00	1045.00	1045.00	0.00	0.00
			GJT	1045.00	1045.00	1045.00	0.00	0.00
			KAR	985.00	985.00	985.00	0.00	0.00
			HYD	880.00	880.00	880.00	0.00	0.00
			SKR	880.00	880.00	880.00	0.00	0.00

Contd.

7.10 Intercity Wholesale Prices of Selected Commodities

Group/Commodity/Item Specification		Unit	City	Prices (Rs.)			% Change in June,2014 Over	
				June, 2014	May, 2014	June, 2013	May., 14	June, 13
			PSH	1060.00	1050.00	1050.00	0.95	0.95
			MNG	930.00	910.00	865.00	2.20	7.51
			QTA	900.00	900.00	900.00	0.00	0.00
2154401.	MUSTARD & RAPE SEED OIL.	40 KG.	LAH	5850.00	5850.00	5350.00	0.00	9.35
			RAW	7275.00	7275.00	7275.00	0.00	0.00
			MUL	5350.00	5750.00	5475.00	-6.96	-2.28
			KSR	5750.00	5750.00	5250.00	0.00	9.52
			KAR	6500.00	6500.00	6500.00	0.00	0.00
			HYD	5500.00	5500.00	5500.00	0.00	0.00
			MPK	5200.00	5100.00	5200.00	1.96	0.00
			PSH	7250.00	7250.00	7250.00	0.00	0.00
			BNU	6200.00	6200.00	6500.00	0.00	-4.62
			QTA	6000.00	6000.00	5800.00	0.00	3.45
2154801.	COTTON SEED OIL	40 KG.	LAH	5625.00	5625.00	5250.00	0.00	7.14
			MUL	5450.00	5450.00	5225.00	0.00	4.31
			GUJ	6750.00	7000.00	7000.00	-3.57	-3.57
			SAR	5350.00	5250.00	5081.00	1.90	5.29
			KAR	5850.00	5850.00	5850.00	0.00	0.00
			HYD	5250.00	5150.00	4800.00	1.94	9.38
			SKR	5610.00	5610.00	4520.00	0.00	24.12
			NWB	6000.00	6000.00	6500.00	0.00	-7.69
			PSH	6150.00	6150.00	5800.00	0.00	6.03
2154901.	RAFHAN CORN OIL	2.00 LT	LAH	650.00	650.00	525.00	0.00	23.81
			FAS	710.00	710.00	610.00	0.00	16.39
			RAW	537.50	537.50	537.50	0.00	0.00
			MUL	606.00	606.00	606.00	0.00	0.00
			KAR	547.50	547.50	525.00	0.00	4.29
			HYD	686.40	686.40	630.00	0.00	8.95
			MPK	630.00	630.00	510.00	0.00	23.53
			PSH	690.00	680.00	610.00	1.47	13.11
			MNG	630.00	630.00	590.00	0.00	6.78
			QTA	535.00	535.00	535.00	0.00	0.00
033. Vegetable Ghee								
2159001.	VEGETABLE GHEE(16 KG TIN)	EACH	LAH	2450.00	2450.00	2350.00	0.00	4.26
			RAW	2475.00	2475.00	2432.50	0.00	1.75
			MUL	2500.00	2550.00	2485.00	-1.96	0.60
			SKT	2570.00	2570.00	2320.00	0.00	10.78
			KAR	2455.00	2455.00	2580.00	0.00	-4.84
			SKR	2375.00	2375.00	2300.00	0.00	3.26
			MPK	2000.00	2240.00	2200.00	-10.71	-9.09
			PSH	2560.00	2600.00	2580.00	-1.54	-0.78
			MNG	2530.00	2560.00	2535.00	-1.17	-0.20
			QTA	2765.00	2765.00	2775.00	0.00	-0.36
2159002.	VEGETABLE GHEE(DALDA/TULO/HABIB/SHA	05 KG.	LAH	995.00	995.00	995.00	0.00	0.00
			FAS	902.50	965.00	925.00	-6.48	-2.43
			RAW	992.50	992.50	995.00	0.00	-0.25
			MUL	976.00	976.00	995.00	0.00	-1.91
			SAR	952.00	980.00	1200.00	-2.86	-20.67
			GJT	970.00	970.00	970.00	0.00	0.00
			KAR	982.50	982.50	982.50	0.00	0.00
			HYD	966.00	966.00	966.00	0.00	0.00
			SKR	970.00	970.00	970.00	0.00	0.00
			PSH	970.00	970.00	970.00	0.00	0.00
			QTA	1010.00	1015.00	1015.00	-0.49	-0.49

Contd.

7.10 Intercity Wholesale Prices of Selected Commodities

Group/Commodity/Item Specification		Unit	City	Prices (Rs.)			% Change in June,2014 Over	
				June, 2014	May, 2014	June, 2013	May., 14	June, 13
034. Oil Cakes								
2171001.	COTTON SEED OIL CAKES	40 KG.	LAH	1350.00	1350.00	1125.00	0.00	20.00
			FAS	1300.00	1350.00	1050.00	-3.70	23.81
			MUL	1525.00	1525.00	990.00	0.00	54.04
			SAR	1642.00	1512.50	1075.00	8.56	52.74
			BPR	1825.00	1675.00	1150.00	8.96	58.70
			HYD	1350.00	1350.00	1000.00	0.00	35.00
			SKR	1315.50	1315.50	947.37	0.00	38.86
			MPK	1450.00	1450.00	900.00	0.00	61.11
			PSH	1150.00	1150.00	1050.00	0.00	9.52
			QTA	925.00	925.00	925.00	0.00	0.00
2171002.	MUSTARD & RAPSEED OIL CAKES	40 KG.	LAH	1250.00	1250.00	1075.00	0.00	16.28
			FAS	1565.00	1550.00	1150.00	0.97	36.09
			MUL	1425.00	1575.00	1140.00	-9.52	25.00
			SAR	1596.00	1592.00	1150.00	0.25	38.78
			BPR	1475.00	1575.00	1225.00	-6.35	20.41
			HYD	1400.00	1400.00	1150.00	0.00	21.74
			SKR	1400.00	1400.00	1179.49	0.00	18.70
			MPK	1200.00	1400.00	1050.00	-14.29	14.29
			PSH	1200.00	1200.00	1200.00	0.00	0.00
			QTA	950.00	950.00	900.00	0.00	5.56
035. Processed Liquid Milk								
2211002.	MILK PAK/HALEEB/NESTLE (LITRE)	DOZ.	LAH	1105.00	1105.00	1019.00	0.00	8.44
			FAS	1125.00	1115.00	1000.00	0.90	12.50
			RAW	1075.00	1075.00	1019.00	0.00	5.50
			KAR	1080.00	1080.00	1080.00	0.00	0.00
			HYD	1125.00	1125.00	1020.00	0.00	10.29
			SKR	1080.00	1080.00	985.00	0.00	9.64
			PSH	1075.00	1075.00	1019.00	0.00	5.50
			MNG	1080.00	1080.00	1020.00	0.00	5.88
036. Milk & Cream in Solid Form								
2221101.	POWD.MILK EVERYDAY(NESTLE)1KG.	EACH	LAH	620.00	620.00	500.00	0.00	24.00
			RAW	620.00	620.00	500.00	0.00	24.00
			MUL	620.00	620.00	518.50	0.00	19.58
			KAR	620.00	620.00	512.50	0.00	20.98
			HYD	621.00	621.00	500.00	0.00	24.20
			SKR	620.00	620.00	540.00	0.00	14.81
			PSH	620.00	620.00	525.00	0.00	18.10
			BNU	600.00	600.00	500.00	0.00	20.00
			QTA	465.00	465.00	465.00	0.00	0.00
2221201.	POWDERED MILK(SKIMMED)/BAG 25 KG.	EACH	LAH	11200.00	11200.00	8325.00	0.00	34.53
			RAW	11637.50	11450.00	9900.00	1.64	17.55
			MUL	10900.00	10600.00	10750.00	2.83	1.40
			KAR	15900.00	15900.00	10315.00	0.00	54.14
			PSH	13500.00	14000.00	12000.00	-3.57	12.50
			QTA	7000.00	7000.00	7500.00	0.00	-6.67
2221202.	POWDERED MILK NIDO (1 KG. POLY BA	EACH	LAH	692.00	692.00	579.00	0.00	19.52
			RAW	690.00	690.00	547.00	0.00	26.14
			GUJ	692.00	692.00	560.00	0.00	23.57
			KAR	620.00	620.00	560.00	0.00	10.71
			HYD	671.35	625.00	578.00	7.42	16.15
			PSH	670.00	620.00	565.00	8.06	18.58
037. Ice Cream								
2227001.	ICE CREAM POLKA/WALLS	DOZ.	LAH	324.00	324.00	324.00	0.00	0.00
			RAW	442.50	442.50	387.50	0.00	14.19
			KAR	264.00	264.00	264.00	0.00	0.00

Contd.

7.10 Intercity Wholesale Prices of Selected Commodities

Group/Commodity/Item Specification		Unit	City	Prices (Rs.)			% Change in June,2014 Over	
				June, 2014	May, 2014	June, 2013	May., 14	June, 13
			HYD	378.00	378.00	300.00	0.00	26.00
			SKR	240.00	198.00	198.00	21.21	21.21
			QTA	384.00	384.00	340.00	0.00	12.94
038. Dairy Products N.E.C								
2229001.	MILO(200 GM. PACK) NESTLE	EACH	LAH	198.00	177.00	177.00	11.86	11.86
			FAS	185.00	175.00	160.00	5.71	15.63
			RAW	143.50	143.50	139.00	0.00	3.24
			MUL	140.00	140.00	140.00	0.00	0.00
			KAR	174.00	174.00	171.00	0.00	1.75
			HYD	134.50	134.50	134.50	0.00	0.00
			MPK	180.00	180.00	150.00	0.00	20.00
			PSH	155.00	155.00	190.00	0.00	-18.42
			MNG	182.00	182.00	135.00	0.00	34.81
			QTA	150.00	150.00	150.00	0.00	0.00
2229002.	LACTOGEN(SOFT PACK 400 GM)	EACH	LAH	380.00	380.00	340.00	0.00	11.76
			FAS	395.00	395.00	340.00	0.00	16.18
			RAW	395.00	395.00	345.00	0.00	14.49
			MUL	393.50	347.00	337.38	13.40	16.63
			KAR	394.00	348.00	274.00	13.22	43.80
			HYD	394.00	394.00	345.00	0.00	14.20
			MPK	400.00	400.00	340.00	0.00	17.65
			PSH	370.00	370.00	340.00	0.00	8.82
			QTA	395.00	395.00	360.00	0.00	9.72
039. Wheat Flour								
2311001.	WHEAT FLOUR SUP. QLTY.	80 KG.	LAH	2900.00	2900.00	3135.00	0.00	-7.50
			FAS	2880.00	3000.00	2800.00	-4.00	2.86
			RAW	3625.00	3625.00	3445.00	0.00	5.22
			MUL	2900.00	2900.00	2825.00	0.00	2.65
			GUJ	3225.00	3225.00	2980.00	0.00	8.22
			SAR	3150.00	3150.00	2800.00	0.00	12.50
			SKT	3600.00	3600.00	3200.00	0.00	12.50
			GJT	3000.00	3000.00	2980.00	0.00	0.67
			KAR	3100.00	3100.00	3220.00	0.00	-3.73
			HYD	3625.00	3625.00	3150.00	0.00	15.08
			SKR	3120.00	3120.00	3000.00	0.00	4.00
			LRK	3200.00	3200.00	2960.00	0.00	8.11
			PSH	3150.00	3225.00	3050.00	-2.33	3.28
			QTA	3200.00	3420.00	3200.00	-6.43	0.00
2311002.	WHEAT FLOUR AVG. QLTY	80 KG.	LAH	3140.00	3140.00	2812.50	0.00	11.64
			FAS	2560.00	2600.00	2600.00	-1.54	-1.54
			RAW	3112.50	3112.50	2912.50	0.00	6.87
			MUL	2775.00	2760.00	2750.00	0.54	0.91
			SAH	2680.00	2680.00	2640.00	0.00	1.52
			SAR	2720.00	2720.00	2680.00	0.00	1.49
			BPR	2800.00	2720.00	2760.00	2.94	1.45
			GJT	2920.00	2920.00	2880.00	0.00	1.39
			KAR	2900.00	2900.00	3120.00	0.00	-7.05
			HYD	3240.00	3240.00	3000.00	0.00	8.00
			SKR	2950.00	2950.00	2880.00	0.00	2.43
			LRK	3040.00	3040.00	2880.00	0.00	5.56
			MPK	2900.00	2900.00	2750.00	0.00	5.45
			PSH	3000.00	3020.00	2900.00	-0.66	3.45
			MNG	3000.00	3120.00	2880.00	-3.85	4.17
			QTA	2950.00	3240.00	2800.00	-8.95	5.36
2311003.	WHEAT FLOUR/BAG OF 10 KG.	EACH	LAH	370.00	370.00	364.00	0.00	1.65
			FAS	330.00	330.00	325.00	0.00	1.54

Contd.

7.10 Intercity Wholesale Prices of Selected Commodities

Group/Commodity/Item Specification		Unit	City	Prices (Rs.)			% Change in June,2014 Over	
				June, 2014	May, 2014	June, 2013	May., 14	June, 13
			RAW	380.00	380.00	370.00	0.00	2.70
			MUL	340.00	350.00	330.00	-2.86	3.03
			GUJ	392.50	392.50	360.00	0.00	9.03
			SKT	350.00	350.00	356.00	0.00	-1.69
			BPR	374.00	364.00	345.00	2.75	8.41
			GJT	310.00	310.00	360.00	0.00	-13.89
			KAR	419.00	419.00	392.50	0.00	6.75
			HYD	405.00	405.00	375.00	0.00	8.00
			SKR	380.00	377.50	356.00	0.66	6.74
			LRK	380.00	380.00	360.00	0.00	5.56
			MPK	380.00	380.00	350.00	0.00	8.57
			NWB	410.00	400.00	310.00	2.50	32.26
			PSH	375.00	375.00	360.00	0.00	4.17
			QTA	370.00	395.00	385.00	-6.33	-3.90
2311004.	MAIDA AVG. QLTY.	80 KG.	LAH	3200.00	3200.00	3375.00	0.00	-5.19
			FAS	3275.00	3275.00	3100.00	0.00	5.65
			RAW	3687.50	3687.50	3437.50	0.00	7.27
			MUL	3465.00	3425.00	3150.00	1.17	10.00
			SAR	3440.00	3440.00	3168.00	0.00	8.59
			BPR	3480.00	3600.00	3200.00	-3.33	8.75
			GJT	3450.00	3460.00	3200.00	-0.29	7.81
			KAR	3460.00	3380.00	3535.00	2.37	-2.12
			HYD	3625.00	3625.00	3200.00	0.00	13.28
			SKR	3520.00	3520.00	3150.00	0.00	11.75
			MPK	3650.00	3650.00	3250.00	0.00	12.31
			PSH	3700.00	3800.00	3600.00	-2.63	2.78
			MNG	3600.00	3700.00	3300.00	-2.70	9.09
			QTA	5000.00	5000.00	2950.00	0.00	69.49
2311005.	SUJI	85 KG.	LAH	3650.00	3400.00	3625.00	7.35	0.69
			FAS	3450.00	3450.00	3300.00	0.00	4.55
			RAW	3762.50	3762.50	3412.50	0.00	10.26
			MUL	3575.00	3575.00	3225.00	0.00	10.85
			SAH	3600.00	4000.00	3600.00	-10.00	0.00
			BPR	3950.00	3850.00	3500.00	2.60	12.86
			GJT	3570.00	3762.50	3264.00	-5.12	9.38
			KAR	3591.00	3591.00	3555.00	0.00	1.01
			HYD	3750.00	3750.00	3315.00	0.00	13.12
			SKR	3850.00	3850.00	3349.00	0.00	14.96
			MPK	3900.00	3900.00	3485.00	0.00	11.91
			PSH	3700.00	3800.00	3250.00	-2.63	13.85
			QTA	4800.00	4800.00	3500.00	0.00	37.14
2311006.	CERELAC WHEAT(400 GM.)	EACH	LAH	197.33	197.33	197.33	0.00	0.00
			FAS	240.00	240.00	205.00	0.00	17.07
			RAW	251.43	251.43	226.00	0.00	11.25
			MUL	243.50	206.75	206.75	17.78	17.78
			KAR	198.00	198.00	198.00	0.00	0.00
			HYD	220.00	220.00	210.00	0.00	4.76
			MPK	210.00	210.00	210.00	0.00	0.00
			PSH	243.00	243.00	206.00	0.00	17.96
			MNG	243.00	243.00	240.00	0.00	1.25
			QTA	180.00	180.00	180.00	0.00	0.00
040. Other Cereal Flour								
2312001.	BESAN	85 KG.	LAH	5255.00	5255.00	6950.00	0.00	-24.39
			FAS	4887.50	4994.00	4888.00	-2.13	-0.01
			RAW	5362.50	5362.50	6025.00	0.00	-11.00
			MUL	5075.00	5075.00	6100.00	0.00	-16.80

Contd.

7.10 Intercity Wholesale Prices of Selected Commodities

Group/Commodity/Item Specification		Unit	City	Prices (Rs.)			% Change in June,2014 Over	
				June, 2014	May, 2014	June, 2013	May., 14	June, 13
			GUJ	5400.00	5400.00	6150.00	0.00	-12.20
			SAR	5206.50	5100.00	5000.00	2.09	4.13
			SKT	5050.00	5050.00	5950.00	0.00	-15.13
			GJT	4857.00	4857.00	6150.00	0.00	-21.02
			KSR	5300.00	5300.00	6950.00	0.00	-23.74
			KAR	6035.00	6035.00	8165.00	0.00	-26.09
			HYD	5250.00	5250.00	6800.00	0.00	-22.79
			SKR	5550.00	5550.00	5950.00	0.00	-6.72
			MPK	5950.00	5950.00	6200.00	0.00	-4.03
			PSH	5570.00	5540.00	7000.00	0.54	-20.43
			QTA	7350.00	7350.00	8300.00	0.00	-11.45
041. Sugar Refined								
2352001.	SUGAR REFINED(BAG)	50 KG.	LAH	2630.00	2450.00	2610.00	7.35	0.77
			FAS	2625.00	2445.00	2620.00	7.36	0.19
			RAW	2712.50	2537.50	2712.50	6.90	0.00
			MUL	2577.50	2410.00	2532.50	6.95	1.78
			GUJ	2650.00	2500.00	2575.00	6.00	2.91
			SKT	2630.00	2200.00	2625.00	19.55	0.19
			GJT	2640.00	2460.00	2580.00	7.32	2.33
			KAR	2525.00	2475.00	2495.00	2.02	1.20
			HYD	2525.00	2400.00	2500.00	5.21	1.00
			MPK	2520.00	2380.00	2600.00	5.88	-3.08
			PSH	2650.00	2470.00	2560.00	7.29	3.52
			MNG	2612.50	2500.00	2625.00	4.50	-0.48
			QTA	2570.00	2450.00	2750.00	4.90	-6.55
2352002.	GUR AVG. QLTY.	40 KG.	LAH	2550.00	2550.00	3125.00	0.00	-18.40
			MUL	2350.00	2350.00	2750.00	0.00	-14.55
			SAR	2400.00	2400.00	2400.00	0.00	0.00
			SKT	2650.00	2650.00	2900.00	0.00	-8.62
			KSR	2450.00	2425.00	2975.00	1.03	-17.65
			KAR	2640.00	2640.00	2170.00	0.00	21.66
			HYD	2350.00	2300.00	2150.00	2.17	9.30
			SKR	2500.00	2400.00	2550.00	4.17	-1.96
			PSH	2850.00	2835.00	3000.00	0.53	-5.00
			MNG	3000.00	3000.00	2600.00	0.00	15.38
			QTA	3200.00	3200.00	2850.00	0.00	12.28
042. Chocolate								
2366001.	CHOCLATE CANDY (NOW)	DOZ.	LAH	52.00	52.00	52.00	0.00	0.00
			RAW	54.50	54.50	54.50	0.00	0.00
			BPR	55.00	55.00	55.00	0.00	0.00
			KSR	52.00	52.00	52.00	0.00	0.00
			KAR	52.00	52.00	52.00	0.00	0.00
			PSH	51.00	51.00	51.00	0.00	0.00
			QTA	54.00	54.00	54.00	0.00	0.00
043. Sugar Confectionary								
2367001.	TOFFEE (HILAL)	DOZ.	LAH	10.00	10.00	10.00	0.00	0.00
			RAW	10.00	10.00	10.00	0.00	0.00
			GUJ	10.00	10.00	10.00	0.00	0.00
			SKT	10.00	10.00	10.00	0.00	0.00
			BPR	10.97	10.97	10.97	0.00	0.00
			KSR	10.00	10.00	10.00	0.00	0.00
			KAR	10.00	10.00	10.00	0.00	0.00
			HYD	10.00	10.00	10.00	0.00	0.00
			LRK	10.50	10.50	10.50	0.00	0.00
			PSH	12.00	12.00	12.00	0.00	0.00
			QTA	10.00	10.00	10.00	0.00	0.00

Contd.

7.10 Intercity Wholesale Prices of Selected Commodities

Group/Commodity/Item Specification		Unit	City	Prices (Rs.)			% Change in June,2014 Over	
				June, 2014	May, 2014	June, 2013	May., 14	June, 13
044. Coffee & Tea								
2391301.	TEA LIPTON YELLOW LABEL 200 G.PKT	06 PKT.	LAH	700.50	700.50	936.50	0.00	-25.20
			FAS	681.58	694.73	864.00	-1.89	-21.11
			RAW	697.50	697.50	952.50	0.00	-26.77
			MUL	673.44	673.44	941.70	0.00	-28.49
			SKT	705.00	705.00	950.00	0.00	-25.79
			KAR	726.31	852.63	947.00	-14.82	-23.30
			HYD	673.44	673.44	936.30	0.00	-28.07
			SKR	708.88	708.88	947.36	0.00	-25.17
			PSH	693.10	693.10	912.00	0.00	-24.00
			MNG	960.00	960.00	834.00	0.00	15.11
			QTA	720.00	810.00	960.00	-11.11	-25.00
2391302.	TEA SUPREME 200 G. PKT.	06 PKT.	LAH	682.74	682.74	832.57	0.00	-18.00
			FAS	578.94	578.94	792.00	0.00	-26.90
			RAW	643.50	643.50	812.50	0.00	-20.80
			MUL	570.72	570.72	827.58	0.00	-31.04
			SKT	720.00	720.00	720.00	0.00	0.00
			KAR	618.95	618.95	947.00	0.00	-34.64
			HYD	570.72	570.72	827.52	0.00	-31.03
			SKR	600.75	600.75	846.32	0.00	-29.02
			PSH	588.00	588.00	810.00	0.00	-27.41
			MNG	878.94	878.94	789.00	0.00	11.40
			QTA	697.00	697.00	697.00	0.00	0.00
2391303.	TEA LOOSE	KG.	LAH	422.50	422.50	510.00	0.00	-17.16
			FAS	515.00	515.00	505.00	0.00	1.98
			RAW	472.50	472.50	505.00	0.00	-6.44
			MUL	475.00	475.00	475.00	0.00	0.00
			SKT	330.00	330.00	350.00	0.00	-5.71
			GJT	440.00	440.00	480.00	0.00	-8.33
			KAR	450.00	450.00	485.00	0.00	-7.22
			HYD	440.00	440.00	480.00	0.00	-8.33
			SKR	465.00	465.00	480.00	0.00	-3.13
			MPK	240.00	240.00	335.00	0.00	-28.36
			PSH	460.00	480.00	520.00	-4.17	-11.54
			MNG	450.00	450.00	520.00	0.00	-13.46
			QTA	410.00	410.00	390.00	0.00	5.13
2391304.	TEA TAPAL MIXTURE (200 G) PKT.	06 PKT	LAH	642.00	642.00	880.00	0.00	-27.05
			FAS	563.15	594.73	720.00	-5.31	-21.78
			RAW	592.50	619.00	817.50	-4.28	-27.52
			MUL	588.00	588.00	811.20	0.00	-27.51
			KAR	663.16	663.16	882.50	0.00	-24.85
			HYD	610.80	610.80	825.60	0.00	-26.02
			PSH	661.00	734.00	809.00	-9.95	-18.29
			MNG	730.00	730.00	730.00	0.00	0.00
			QTA	780.00	780.00	860.00	0.00	-9.30
045. Spices								
2392101.	BLACK PEPPER 50 G.PKT.(NATIONAL)	EACH	LAH	88.90	88.90	67.88	0.00	30.97
			RAW	88.00	88.00	70.00	0.00	25.71
			MUL	86.89	86.89	67.89	0.00	27.99
			SKT	80.00	67.00	67.00	19.40	19.40
			KAR	92.00	92.00	78.00	0.00	17.95
			HYD	96.00	96.00	75.00	0.00	28.00
			MPK	69.25	69.25	69.25	0.00	0.00
			PSH	87.00	87.00	68.00	0.00	27.94
			MNG	65.00	65.00	75.00	0.00	-13.33
			QTA	69.00	69.00	69.00	0.00	0.00

Contd.

7.10 Intercity Wholesale Prices of Selected Commodities

Group/Commodity/Item Specification		Unit	City	Prices (Rs.)			% Change in June,2014 Over	
				June, 2014	May, 2014	June, 2013	May., 14	June, 13
2392201.	RED CHILLIES(200 G PKT.NATIONAL)	EACH	LAH	95.00	95.00	108.00	0.00	-12.04
			FAS	96.32	96.32	95.50	0.00	0.86
			RAW	96.50	96.50	96.50	0.00	0.00
			MUL	95.52	95.52	95.52	0.00	0.00
			SKT	115.00	115.00	115.00	0.00	0.00
			KAR	100.00	100.00	152.00	0.00	-34.21
			HYD	105.00	105.00	120.00	0.00	-12.50
			MPK	96.50	96.50	96.50	0.00	0.00
			PSH	96.00	96.00	113.00	0.00	-15.04
			MNG	105.00	105.00	180.00	0.00	-41.67
			QTA	92.00	92.00	166.00	0.00	-44.58
2392402.	CORRIANDER PWD.200 G. PKT.NAT.	EACH	LAH	70.93	70.93	70.93	0.00	0.00
			FAS	70.78	70.78	64.20	0.00	10.25
			RAW	77.50	77.50	67.50	0.00	14.81
			MUL	67.02	67.02	67.54	0.00	-0.77
			SKT	70.00	70.00	70.00	0.00	0.00
			KAR	84.00	84.00	108.00	0.00	-22.22
			HYD	77.00	77.00	77.00	0.00	0.00
			MPK	68.41	68.41	68.41	0.00	0.00
			PSH	70.00	70.00	66.54	0.00	5.20
			MNG	70.00	70.00	75.00	0.00	-6.67
			QTA	81.60	81.60	86.00	0.00	-5.12
2392601.	CLOVES	40 KG.	LAH	55500.00	55500.00	54000.00	0.00	2.78
			RAW	44250.00	44250.00	41250.00	0.00	7.27
			MUL	57000.00	59000.00	50000.00	-3.39	14.00
			KAR	59000.00	59000.00	52200.00	0.00	13.03
			HYD	54500.00	54500.00	52000.00	0.00	4.81
			MPK	54000.00	54000.00	53000.00	0.00	1.89
			PSH	49000.00	48500.00	48000.00	1.03	2.08
			QTA	51000.00	51000.00	24000.00	0.00	112.50
046. Other Food Products								
2399401.	VINEGAR SYNTHETIC (SIRKA)	DOZ.	LAH	720.00	660.00	660.00	9.09	9.09
			RAW	835.00	835.00	735.00	0.00	13.61
			KAR	430.00	430.00	430.00	0.00	0.00
			PSH	560.00	560.00	570.00	0.00	-1.75
			QTA	786.00	786.00	786.00	0.00	0.00
2399901.	TURMERIC POWDER(50 G.PKT.NATIONAL)	EACH	LAH	31.50	31.50	31.50	0.00	0.00
			FAS	31.96	31.96	32.00	0.00	-0.13
			RAW	30.00	30.00	30.00	0.00	0.00
			MUL	31.69	31.69	31.70	0.00	-0.03
			SKT	35.00	35.00	35.00	0.00	0.00
			KAR	34.00	34.00	52.00	0.00	-34.62
			HYD	35.00	35.00	39.00	0.00	-10.26
			SKR	30.65	30.65	32.00	0.00	-4.22
			MPK	32.00	32.00	32.00	0.00	0.00
			PSH	31.20	31.20	31.20	0.00	0.00
			MNG	30.00	30.00	39.00	0.00	-23.08
			QTA	36.00	36.00	36.00	0.00	0.00
047. Mineral Water								
2441001.	MINERAL WATER NESTLE(1.5 LTR)	DOZ.	LAH	480.00	480.00	480.00	0.00	0.00
			FAS	440.00	440.00	405.00	0.00	8.64
			RAW	467.50	467.50	452.50	0.00	3.31
			MUL	460.00	460.00	440.00	0.00	4.55
			GUJ	450.00	450.00	420.00	0.00	7.14
			SKT	419.00	419.00	419.00	0.00	0.00
			KAR	456.00	456.00	420.00	0.00	8.57

Contd.

7.10 Intercity Wholesale Prices of Selected Commodities

Group/Commodity/Item Specification		Unit	City	Prices (Rs.)			% Change in June,2014 Over	
				June, 2014	May, 2014	June, 2013	May., 14	June, 13
			HYD	470.00	470.00	422.00	0.00	11.37
			SKR	480.00	480.00	420.00	0.00	14.29
			MPK	418.00	418.00	418.00	0.00	0.00
			PSH	443.00	443.00	443.00	0.00	0.00
			QTA	528.00	528.00	468.00	0.00	12.82
048. Beverages								
2449001.	COCA COLA(CRATE OF 24 BOTTLES)	EACH	LAH	442.00	442.00	312.00	0.00	41.67
			FAS	445.00	445.00	324.00	0.00	37.35
			RAW	382.50	382.50	312.00	0.00	22.60
			MUL	403.00	403.00	326.00	0.00	23.62
			SKT	323.00	323.00	323.00	0.00	0.00
			GJT	444.00	396.00	322.00	12.12	37.89
			KAR	444.00	444.00	327.50	0.00	35.57
			HYD	444.00	444.00	324.00	0.00	37.04
			SKR	432.00	432.00	325.00	0.00	32.92
			MPK	390.00	390.00	330.00	0.00	18.18
			PSH	430.00	397.00	322.00	8.31	33.54
			BNU	475.00	475.00	325.00	0.00	46.15
			MNG	395.00	395.00	325.00	0.00	21.54
			QTA	360.00	360.00	360.00	0.00	0.00
2449002.	SEVEN UP (CRATE OF 24 BOTTLES)	EACH	LAH	442.00	442.00	312.00	0.00	41.67
			FAS	445.00	445.00	325.00	0.00	36.92
			RAW	382.50	382.50	312.00	0.00	22.60
			MUL	403.00	403.00	326.00	0.00	23.62
			SKT	323.00	323.00	323.00	0.00	0.00
			GJT	444.00	396.00	323.00	12.12	37.46
			KAR	444.00	444.00	327.50	0.00	35.57
			HYD	444.00	444.00	324.00	0.00	37.04
			SKR	432.00	432.00	325.00	0.00	32.92
			MPK	390.00	390.00	330.00	0.00	18.18
			PSH	430.00	397.00	322.00	8.31	33.54
			BNU	475.00	475.00	325.00	0.00	46.15
			MNG	395.00	395.00	325.00	0.00	21.54
			QTA	360.00	360.00	360.00	0.00	0.00
2449003.	MAKKA COLA (CRATE OF 24 BOTTLES)	EACH	MUL	280.00	280.00	280.00	0.00	0.00
			GUJ	280.00	280.00	280.00	0.00	0.00
			SKT	270.00	270.00	270.00	0.00	0.00
			PSH	410.00	410.00	410.00	0.00	0.00
			BNU	322.00	322.00	322.00	0.00	0.00
			MNG	322.00	322.00	322.00	0.00	0.00
2449004.	PEPSI COLA (CRATE OF 24 BOTTLES)	EACH	LAH	442.00	442.00	312.00	0.00	41.67
			FAS	445.00	445.00	325.00	0.00	36.92
			RAW	382.50	382.50	312.00	0.00	22.60
			MUL	403.00	403.00	326.00	0.00	23.62
			SKT	394.00	394.00	323.00	0.00	21.98
			GJT	444.00	394.00	322.00	12.69	37.89
			KAR	444.00	444.00	330.00	0.00	34.55
			HYD	384.00	384.00	324.00	0.00	18.52
			SKR	432.00	432.00	325.00	0.00	32.92
			PSH	430.00	397.00	322.00	8.31	33.54
			BNU	475.00	475.00	325.00	0.00	46.15
			MNG	395.00	395.00	325.00	0.00	21.54
			QTA	408.00	408.00	408.00	0.00	0.00
049. Tobacco Products								
2502001.	CIGARETTES K-2 10'S (FILTER)	1000	KAR	2125.00	1790.00	1550.00	18.72	37.10
2502002.	CIGARETTES MELBOURNE	1000	KAR	2300.00	1892.45	1625.00	21.54	41.54

Contd.

7.10 Intercity Wholesale Prices of Selected Commodities

Group/Commodity/Item Specification		Unit	City	Prices (Rs.)			% Change in June,2014 Over	
				June, 2014	May, 2014	June, 2013	May., 14	June, 13
2502003.	CIGARETTES CAPSTAN LSFT 10 SS	1000	KAR	2300.00	1892.45	1625.00	21.54	41.54
2502004.	CIGARETTES GOLD LEAF (KSFT) 20	1000	KAR	4750.00	4184.95	3600.00	13.50	31.94
3b) Textiles & Apparels								
050. Cotton Yarn								
2636001.	COTTON YARN 10/1 POPULAR FIBER	10 LB.	KAR	925.00	950.00	1040.00	-2.63	-11.06
2636002.	COTTON YARN 16/1 MGM	10 LB.	KAR	1180.00	1170.00	1225.00	0.85	-3.67
2636003.	COTTON YARN 21/1 SURIYA TEXTILE	10 LB.	KAR	1250.00	1240.00	1300.00	0.81	-3.85
2636004.	COTTON YARN 42/1 ABDULLAH TEXTILE	10 LB.	KAR	1600.00	1600.00	1600.00	0.00	0.00
2636005.	COTTON YARN 20/2 BAJWA	10 LB.	KAR	1300.00	1300.00	1320.00	0.00	-1.52
051. Nylon Yarn								
2643001.	NYLON YARN RUPALI(PAK)50/72/00	LB.	KAR	108.00	108.00	112.50	0.00	-4.00
2643002.	NYLON YARN GRATON 50/36/00FLAT	LB.	KAR	86.00	89.75	129.00	-4.18	-33.33
2643003.	NYLON YARN GRATON 75/48/0 DTY	LB.	KAR	103.00	105.00	113.00	-1.90	-8.85
052. Blended Yarn								
2645001.	BLND.YARN 30/1 A.A TEX.Z.TW PVC	LB.	KAR	137.50	136.50	138.00	0.73	-0.36
2645002.	BLND.YARN 40/1 SANA	LB.	KAR	151.00	151.25	160.00	-0.17	-5.63
2645003.	BLND.YARN 60/1 PP AGAR	LB.	KAR	124.00	124.00	124.00	0.00	0.00
2645004.	BLND.YARN 30/1 A.A TEX.COMBED	LB.	KAR	141.50	140.00	154.00	1.07	-8.12
2645005.	BLND.YARN 40/1 A.A. TEXTILE	LB.	KAR	143.00	143.00	143.00	0.00	0.00
053. Woven Fabrics								
2654001.	LIGHT WEIGHT WORSTED (L.PUR)	MTR.	LAH	555.00	555.00	555.00	0.00	0.00
			RAW	1037.50	1037.50	825.00	0.00	25.76
			KAR	1380.00	1380.00	1330.00	0.00	3.76
2654002.	HEAVY WEIGHT SUITING (L.PUR)	MTR.	LAH	875.00	875.00	875.00	0.00	0.00
			RAW	1325.00	1325.00	1075.00	0.00	23.26
			KAR	1930.00	1930.00	1860.00	0.00	3.76
2654003.	TWEED (LAWRENCEPUR)	MTR.	LAH	777.50	777.50	777.50	0.00	0.00
			RAW	1125.00	1125.00	925.00	0.00	21.62
			KAR	1610.00	1610.00	1550.00	0.00	3.87
2654004.	WORSTED (LAWRENCEPUR)	MTR.	LAH	790.00	790.00	790.00	0.00	0.00
			RAW	1175.00	1175.00	975.00	0.00	20.51
			KAR	1620.00	1620.00	1550.00	0.00	4.52
054. Cotton Fabrics								
2662001.	LATHA GUL AHMED 90000 SUP. QLTY.	40 MTR.	LAH	7900.00	7900.00	6800.00	0.00	16.18
			FAS	8550.00	8400.00	8400.00	1.79	1.79
			RAW	5225.00	5225.00	4825.00	0.00	8.29
			MUL	8095.00	8095.00	8095.00	0.00	0.00
			KAR	8300.00	8300.00	7082.50	0.00	17.19
			HYD	7000.00	7000.00	7000.00	0.00	0.00
2662002.	LATHA PRESIDENT SUP. QLTY.	40 MTR.	LAH	3450.00	3450.00	3450.00	0.00	0.00
			MUL	7140.00	6000.00	6000.00	19.00	19.00
			KAR	3682.50	3682.50	3682.50	0.00	0.00
2662003.	LATHA MAST QALANDER SUP. QLTY.	40 MTR.	MUL	4920.00	4920.00	4480.00	0.00	9.82
			KAR	2810.00	2810.00	2810.00	0.00	0.00
2662004.	LATHA MUGHAL-E-AZAM SUP. QLTY.	40 MTR.	LAH	3650.00	3650.00	3650.00	0.00	0.00
			FAS	5650.00	5500.00	5300.00	2.73	6.60
			RAW	5150.00	5150.00	4625.00	0.00	11.35
			MUL	5880.00	5880.00	5480.00	0.00	7.30
			KAR	4100.00	4100.00	2620.00	0.00	56.49
			HYD	4500.00	4500.00	4500.00	0.00	0.00
055. Other Fabrics								
2669001.	LAWN AVG. QLTY.	MTR.	LAH	75.50	75.50	75.50	0.00	0.00
			FAS	92.50	92.50	91.00	0.00	1.65
			RAW	117.50	117.50	97.50	0.00	20.51
			MUL	125.00	115.00	115.00	8.70	8.70

Contd.

7.10 Intercity Wholesale Prices of Selected Commodities

Group/Commodity/Item Specification		Unit	City	Prices (Rs.)			% Change in June,2014 Over	
				June, 2014	May, 2014	June, 2013	May., 14	June, 13
			KAR	115.00	115.00	95.00	0.00	21.05
			HYD	100.00	100.00	100.00	0.00	0.00
			SKR	70.00	70.00	45.00	0.00	55.56
			QTA	130.00	130.00	110.00	0.00	18.18
2669002.	LAWN SUP. QLTY.	MTR.	LAH	177.50	177.50	177.50	0.00	0.00
			FAS	230.00	230.00	240.00	0.00	-4.17
			RAW	195.00	195.00	162.50	0.00	20.00
			MUL	190.00	190.00	190.00	0.00	0.00
			KAR	225.00	225.00	207.50	0.00	8.43
			QTA	152.50	152.50	132.50	0.00	15.09
2669003.	GREY CLOTH 52"	MTR.	LAH	39.50	39.50	39.50	0.00	0.00
			FAS	58.50	58.50	58.50	0.00	0.00
			RAW	41.00	41.00	41.00	0.00	0.00
			MUL	90.00	90.00	65.00	0.00	38.46
			KAR	67.50	67.50	67.50	0.00	0.00
			LRK	105.00	105.00	105.00	0.00	0.00
2669004.	GREY CLOTH 98"	MTR.	LAH	59.50	59.50	59.50	0.00	0.00
			FAS	115.00	115.00	115.00	0.00	0.00
			KAR	125.00	125.00	80.00	0.00	56.25
2669005.	DRILL DYED	MTR.	LAH	54.50	54.50	54.50	0.00	0.00
			FAS	105.00	85.00	62.00	23.53	69.35
			RAW	32.50	32.50	32.50	0.00	0.00
			KAR	105.00	105.00	67.50	0.00	55.56
			QTA	55.00	55.00	55.00	0.00	0.00
056. Silk & Reyon Fabrics								
2679001.	KT. SHIRTING AL-KARAM SUP. QLTY.	MTR.	LAH	64.50	64.50	64.50	0.00	0.00
			RAW	117.50	117.50	97.50	0.00	20.51
			KAR	105.00	105.00	82.50	0.00	27.27
2679002.	KT. SHIRTING TOYOBO SUP. QLTY.	MTR.	FAS	212.50	212.50	212.50	0.00	0.00
			RAW	117.50	117.50	97.50	0.00	20.51
			MUL	85.00	85.00	80.00	0.00	6.25
			KAR	72.50	72.50	72.50	0.00	0.00
			QTA	73.00	73.00	73.00	0.00	0.00
2679003.	WOOLY FLAT	MTR.	LAH	30.50	30.50	30.50	0.00	0.00
			KAR	39.00	39.00	39.00	0.00	0.00
			QTA	62.50	62.50	62.50	0.00	0.00
2679004.	SILK AVG. QLTY.	MTR.	LAH	49.00	49.00	49.00	0.00	0.00
			RAW	47.50	47.50	47.50	0.00	0.00
			MUL	95.00	95.00	90.00	0.00	5.56
			KAR	41.00	41.00	41.00	0.00	0.00
			SKR	35.00	35.00	30.00	0.00	16.67
			QTA	55.00	55.00	55.00	0.00	0.00
2679005.	SILK SUP. QLTY.	MTR.	LAH	74.50	74.50	74.50	0.00	0.00
			FAS	237.50	237.50	237.50	0.00	0.00
			RAW	77.50	77.50	77.50	0.00	0.00
			QTA	75.00	75.00	75.00	0.00	0.00
2679006.	LINEN STAR MILL KARACHI	MTR.	LAH	97.50	97.50	97.50	0.00	0.00
			KAR	97.50	97.50	85.00	0.00	14.71
			QTA	78.00	78.00	78.00	0.00	0.00
057. Towels								
2684001.	TOWEL MED SIZE AVG. QLTY.	DOZ.	LAH	1550.00	1550.00	1399.00	0.00	10.79
			FAS	1650.00	1650.00	1650.00	0.00	0.00
			KSR	1550.00	1550.00	1120.00	0.00	38.39
			KAR	2040.00	2040.00	1620.00	0.00	25.93

Contd.

7.10 Intercity Wholesale Prices of Selected Commodities

Group/Commodity/Item Specification		Unit	City	Prices (Rs.)			% Change in June,2014 Over	
				June, 2014	May, 2014	June, 2013	May., 14	June, 13
			SKR	1800.00	1800.00	1800.00	0.00	0.00
			PSH	2200.00	2200.00	1740.00	0.00	26.44
			QTA	1410.00	1410.00	1410.00	0.00	0.00
058. Blankets								
2711001.	BLANKET MOONLITE SINGLE	EACH	LAH	2400.00	2400.00	1900.00	0.00	26.32
			RAW	2725.00	2725.00	2275.00	0.00	19.78
			KAR	1830.00	1830.00	1590.00	0.00	15.09
2711002.	BLANKET MOONLITE DOUBLE	EACH	LAH	3000.00	3000.00	2500.00	0.00	20.00
			RAW	3125.00	3125.00	2675.00	0.00	16.82
			KAR	2335.00	2335.00	2150.00	0.00	8.60
059. Bed Sheets								
2712001.	BED SHEET COTTON SINGLE AVG. QLTY.	DOZ.	LAH	3250.00	3250.00	2450.00	0.00	32.65
			FAS	4300.00	4300.00	4300.00	0.00	0.00
			KAR	3750.00	3750.00	3130.00	0.00	19.81
			SKR	3600.00	3600.00	3600.00	0.00	0.00
			PSH	4800.00	4800.00	3600.00	0.00	33.33
			QTA	2750.00	2750.00	2750.00	0.00	0.00
2712002.	BED SHEET COTTON DOUBLE AVG. QLTY.	DOZ.	LAH	5650.00	5650.00	3800.00	0.00	48.68
			FAS	4900.00	4900.00	4900.00	0.00	0.00
			KAR	5700.00	5700.00	4070.00	0.00	40.05
			SKR	7800.00	7800.00	7800.00	0.00	0.00
			PSH	9600.00	9600.00	8400.00	0.00	14.29
			QTA	4250.00	4250.00	4250.00	0.00	0.00
060. Quilts								
2718001.	READY MADE QUILT	EACH	LAH	750.00	750.00	687.50	0.00	9.09
			RAW	737.50	737.50	637.50	0.00	15.69
			KAR	760.00	760.00	675.00	0.00	12.59
			PSH	875.00	875.00	725.00	0.00	20.69
			QTA	600.00	600.00	600.00	0.00	0.00
061. Woolen Carpets								
2721001.	WOOLEN CARPET	SQ.FT.	LAH	44.50	44.50	42.00	0.00	5.95
			KAR	51.00	51.00	47.50	0.00	7.37
062. Synthetic Carpets								
2729001.	SYNTHETIC CARPET	SQ.FT.	LAH	21.50	21.50	20.00	0.00	7.50
			RAW	23.50	23.50	23.50	0.00	0.00
			KAR	45.50	45.50	45.00	0.00	1.11
			QTA	46.50	46.50	46.50	0.00	0.00
063. Hosiery Products								
2821001.	UNDER WEAR MED. SIZE AVG. QLTY.	DOZ.	LAH	975.00	975.00	780.00	0.00	25.00
			FAS	780.00	780.00	780.00	0.00	0.00
			RAW	1712.50	1587.50	1325.00	7.87	29.25
			KAR	798.00	775.00	775.00	2.97	2.97
			SKR	780.00	780.00	780.00	0.00	0.00
			PSH	1050.00	1050.00	850.00	0.00	23.53
			QTA	420.00	420.00	420.00	0.00	0.00
2821002.	VEST (BANYAN)MED. SIZE AVG. QLTY.	DOZ.	LAH	1025.00	1025.00	780.00	0.00	31.41
			FAS	900.00	900.00	900.00	0.00	0.00
			RAW	1712.50	1587.50	1325.00	7.87	29.25
			KAR	804.00	775.00	775.00	3.74	3.74
			SKR	1322.50	1322.50	1322.50	0.00	0.00
			PSH	1150.00	1150.00	1020.00	0.00	12.75
			QTA	720.00	720.00	720.00	0.00	0.00
2821003.	SOCKS NYLON MIXED GENTS SUP. QLTY.	DOZ.	LAH	1075.00	1075.00	1032.50	0.00	4.12
			FAS	710.00	710.00	710.00	0.00	0.00
			RAW	812.50	812.50	762.50	0.00	6.56

Contd.

7.10 Intercity Wholesale Prices of Selected Commodities

Group/Commodity/Item Specification		Unit	City	Prices (Rs.)			% Change in June,2014 Over	
				June, 2014	May, 2014	June, 2013	May., 14	June, 13
			KAR	660.00	635.00	635.00	3.94	3.94
			SKR	860.00	860.00	860.00	0.00	0.00
			PSH	840.00	840.00	800.00	0.00	5.00
			QTA	620.00	620.00	610.00	0.00	1.64
2821004.	SOCKS COTTON GENTS AVG. QLTY.	DOZ.	LAH	625.00	625.00	527.50	0.00	18.48
			FAS	510.00	510.00	510.00	0.00	0.00
			KAR	612.50	580.00	580.00	5.60	5.60
064. Readymade Garments								
2823101.	PANTS GENTS (W&W) AVG. QLTY.	DOZ.	LAH	3575.00	3575.00	3575.00	0.00	0.00
			RAW	6350.00	6350.00	5750.00	0.00	10.43
			KAR	5100.00	4920.00	4450.00	3.66	14.61
2823102.	SHORT	DOZ.	LAH	955.00	955.00	955.00	0.00	0.00
			KAR	1260.00	1260.00	1122.00	0.00	12.30
			HYD	2000.00	2000.00	2000.00	0.00	0.00
2823103.	AWAMI SUIT(W&W) AVG. QLTY.	DOZ.	LAH	4525.00	4525.00	4525.00	0.00	0.00
			RAW	10250.00	10250.00	7450.00	0.00	37.58
			KAR	8100.00	8100.00	4690.00	0.00	72.71
			QTA	4800.00	4800.00	4800.00	0.00	0.00
2823201.	SHIRT GENTS (W&W) AVG. QLTY.	DOZ.	LAH	3225.00	3225.00	3225.00	0.00	0.00
			RAW	3825.00	3825.00	3550.00	0.00	7.75
			KAR	4050.00	4050.00	2770.00	0.00	46.21
2823301.	GIRL'S FROCK (W&W)	DOZ.	LAH	6650.00	6650.00	6650.00	0.00	0.00
			RAW	8100.00	8100.00	6750.00	0.00	20.00
			KAR	6150.00	5850.00	4452.00	5.13	38.14
3c) Leather Products								
065. Leather Without Hair								
2912001.	SOLE LEATHER 5 MM GR-1	KG.	SAH	700.00	650.00	350.00	7.69	100.00
			KSR	425.00	425.00	300.00	0.00	41.67
2912002.	SOLE LEATHER 4.5 MM GR-1	KG.	SAH	750.00	675.00	370.00	11.11	102.70
			KSR	490.00	490.00	300.00	0.00	63.33
2912003.	SOLE LEATHER 4 MM GR-1	KG.	SAH	750.00	700.00	370.00	7.14	102.70
			KSR	510.00	510.00	340.00	0.00	50.00
066. Other Leather N.E.C								
2913001.	CHROME LEATHER COW ANALINE GR-I	DM.	SAH	35.00	35.00	29.00	0.00	20.69
			KSR	25.00	25.00	17.00	0.00	47.06
2913002.	CHROME LEATHER COW ANALINE GR-II	DM.	SAH	34.00	34.00	25.00	0.00	36.00
			KSR	22.00	22.00	17.00	0.00	29.41
2913003.	CHROME LEATHER BUFF CALF (SUP)	DM.	SAH	30.00	30.00	22.00	0.00	36.36
			KSR	20.00	20.00	12.00	0.00	66.67
2913004.	CHROME LEATHER BUFF CALF (B)	DM.	SAH	20.00	20.00	11.00	0.00	81.82
			KSR	17.00	17.00	10.00	0.00	70.00
067. Footwears								
2933001.	GENTS SHOES PAUL BATA	PAIR	LAH	818.23	818.23	772.97	0.00	5.86
2933002.	GENTS SANDAL BATA	PAIR	LAH	572.51	572.51	601.40	0.00	-4.80
2933003.	GENTS SLATE CHAPPAL BATA	PAIR	LAH	110.08	110.08	110.08	0.00	0.00
2933004.	LADIES SANDAL BATA (EMOZIAN)	PAIR	LAH	490.61	490.61	514.71	0.00	-4.68
2933005.	LADIES SPOUNG CHAPPAL BATA(TROPICAL	PAIR	LAH	109.52	109.52	128.23	0.00	-14.59
2933006.	CHILD SHOE POWER LIFE BATA	PAIR	LAH	285.85	285.85	257.36	0.00	11.07
2933007.	GENTS SHOES ART 1109 SERVIS	PAIR	LAH	477.00	477.00	477.00	0.00	0.00
2933008.	CHEETAH 50 SIZE 3.5	PAIR	LAH	679.00	679.00	679.00	0.00	0.00
2933009.	SERVIS SHOES WOMEN	PAIR	LAH	370.00	370.00	370.00	0.00	0.00
2933010.	SERVIS SHOES CHILDREN	PAIR	LAH	257.00	257.00	257.00	0.00	0.00

Contd.

7.10 Intercity Wholesale Prices of Selected Commodities

Group/Commodity/Item Specification		Unit	City	Prices (Rs.)			% Change in June,2014 Over	
				June, 2014	May, 2014	June, 2013	May., 14	June, 13
4. Other Transportable Goods								
068. Timber								
3131001.	TIMBER SHEESHAM	CMT.	LAH	52089.00	52089.00	30546.50	0.00	70.52
			RAW	59152.00	56503.50	52089.00	4.69	13.56
			KAR	45425.00	45425.00	45300.00	0.00	0.28
			PSH	42378.00	42378.00	30000.00	0.00	41.26
			QTA	43200.00	43200.00	43200.00	0.00	0.00
3131002.	TIMBER KERUING PINE WOOD	CMT.	RAW	62683.50	59152.00	52089.00	5.97	20.34
			KAR	46900.00	46900.00	46350.00	0.00	1.19
3131003.	TIMBER PERTAL	CMT.	LAH	30000.00	30000.00	24366.50	0.00	23.12
			RAW	48558.00	45026.00	39729.00	7.84	22.22
			KAR	34700.00	34700.00	33950.00	0.00	2.21
			PSH	52372.00	52372.00	28320.00	0.00	84.93
			QTA	31050.00	31050.00	31050.00	0.00	0.00
3131004.	TIMBER CHIR	CMT.	LAH	22000.00	22000.00	18098.50	0.00	21.56
			RAW	43260.50	39729.00	34432.00	8.89	25.64
			KAR	26350.00	26350.00	25800.00	0.00	2.13
3131005.	TIMBER DEODAR	CMT.	RAW	97998.00	92701.00	87404.00	5.71	12.12
			KAR	90950.00	90950.00	88850.00	0.00	2.36
			PSH	95358.00	95358.00	77000.00	0.00	23.84
			QTA	76950.00	76950.00	76950.00	0.00	0.00
3131006.	TIMBER TEAK WOOD	CMT.	LAH	110000.00	110000.00	97997.50	0.00	12.25
			KAR	108300.00	108300.00	108200.00	0.00	0.09
069. Printing Paper								
3212901.	OFFSET PAPER FLYING FINISH	KG.	KAR	90.00	93.00	82.00	-3.23	9.76
3212902.	ART PAPER "LEYKAM"/CHINA	KG.	KAR	115.00	115.00	118.33	0.00	-2.81
3212903.	PRINTING PAPER ROYAL CENTURY	KG.	KAR	90.00	90.00	86.00	0.00	4.65
3212904.	PHOTOSTAT PAPER 210X297 A-4(80GM)	KG.	KAR	370.00	370.00	356.67	0.00	3.74
070. Hard Board								
3213301.	KRAFT LINES BOARD (BRAZIL-125)	KG.	KAR	110.00	110.00	96.00	0.00	14.58
071. Coke								
3310001.	COKE	MT.	KAR	60000.00	60000.00	60000.00	0.00	0.00
072. Motor Spirit								
3331001.	MOTOR SPRIT 87 RON	LTR.	KAR	107.91	107.91	100.00	0.00	7.91
073. Diesel Oil								
3333001.	DIESEL OIL LIGHT SPEED (BULK)	LTR.	KAR	94.06	94.06	89.32	0.00	5.31
3333002.	DIESEL OIL HIGH SPEED(BULK)	LTR.	KAR	109.28	109.28	104.84	0.00	4.24
074. Kerosine Oil								
3334001.	KEROSINE OIL	LTR.	KAR	107.86	107.86	93.92	0.00	14.84
075. Furnace Oil								
3337001.	HIGH SULPHER FURNACE OIL(HSFO)	MT.	KAR	62501.50	60509.00	61597.50	3.29	1.47
076. Mobil Oil								
3338001.	HAVOLINE MOBIL OIL PETROL ENGN.	4 LTR.	FAS	1950.00	1950.00	1870.00	0.00	4.28
			RAW	1987.50	1987.50	1887.50	0.00	5.30
			MUL	1780.00	1742.20	1605.00	2.17	10.90
			GJT	1660.00	1660.00	1590.00	0.00	4.40
			KAR	2157.00	2157.00	1949.00	0.00	10.67
			PSH	1640.00	1548.00	1580.00	5.94	3.80
			QTA	1670.00	1670.00	1670.00	0.00	0.00
3338002.	HAVOLINE MOBIL OIL CNG ENGN.	4 LTR.	FAS	1600.00	1600.00	1500.00	0.00	6.67
			RAW	1962.50	1962.50	1862.50	0.00	5.37
			MUL	1830.00	1792.40	1565.00	2.10	16.93

Contd.

7.10 Intercity Wholesale Prices of Selected Commodities

Group/Commodity/Item Specification		Unit	City	Prices (Rs.)			% Change in June,2014 Over	
				June, 2014	May, 2014	June, 2013	May., 14	June, 13
			GJT	1835.00	1720.00	1560.00	6.69	17.63
			KAR	1833.00	1833.00	1640.00	0.00	11.77
			PSH	1680.00	1648.00	1620.00	1.94	3.70
			QTA	1685.00	1685.00	1685.00	0.00	0.00
077. Chemicals								
3414001.	STEARIC ACID	LB.	LAH	100.00	100.00	95.00	0.00	5.26
			KAR	102.50	93.00	104.50	10.22	-1.91
3414002.	ACETIC ACID	LB.	LAH	80.00	80.00	46.00	0.00	73.91
			KAR	55.50	48.50	42.50	14.43	30.59
			PSH	60.00	55.00	54.00	9.09	11.11
3414003.	TARTARIC POWDER	50 KG.	LAH	17000.00	17000.00	16000.00	0.00	6.25
			KAR	10000.00	8987.50	8900.00	11.27	12.36
3414004.	CITRIC ACID	50 KG.	LAH	6500.00	6500.00	5550.00	0.00	17.12
			KAR	6250.00	5850.00	5200.00	6.84	20.19
			PSH	7010.00	7000.00	5600.00	0.14	25.18
3414005.	CHINA CLAY	M.T.	KAR	50000.00	42000.00	34500.00	19.05	44.93
3414006.	BLEACHING POWDER	50 KG.	LAH	2500.00	2500.00	1700.00	0.00	47.06
			KSR	2900.00	2900.00	1650.00	0.00	75.76
			KAR	1550.00	1200.00	1660.00	29.17	-6.63
			PSH	2200.00	2200.00	1900.00	0.00	15.79
3414007.	GLUCOSE POWDER	50 KG.	LAH	5000.00	5000.00	5000.00	0.00	0.00
			KAR	5200.00	5200.00	4050.00	0.00	28.40
			PSH	5000.00	5000.00	4400.00	0.00	13.64
3422001.	ZINC OXIDE	50 KG.	LAH	19000.00	19000.00	19000.00	0.00	0.00
			PSH	16100.00	16000.00	16000.00	0.63	0.63
3423101.	CAUSTIC SODA	50 KG.	LAH	3900.00	3900.00	3900.00	0.00	0.00
			KSR	3900.00	3900.00	3900.00	0.00	0.00
			KAR	4000.00	3932.50	3500.00	1.72	14.29
			PSH	5000.00	5000.00	3700.00	0.00	35.14
3423102.	SULPHURIC ACID	100 KG.	LAH	2500.00	2500.00	2200.00	0.00	13.64
			KAR	2400.00	2175.00	2100.00	10.34	14.29
			PSH	2200.00	2200.00	2000.00	0.00	10.00
3423103.	MERCURY	KG.	LAH	16000.00	16000.00	16000.00	0.00	0.00
			KAR	16000.00	16000.00	15200.00	0.00	5.26
			PSH	15000.00	15000.00	15000.00	0.00	0.00
3424001.	SODA ASH LIGHT 80 KG. BAG	BAG	LAH	3800.00	3800.00	3800.00	0.00	0.00
			KSR	3725.00	3725.00	3725.00	0.00	0.00
			KAR	3360.00	2000.00	1860.00	68.00	80.65
			PSH	3520.00	3520.00	2960.00	0.00	18.92
3424002.	SODIUM BI- CARBONATE.	50 KG.	LAH	2250.00	2250.00	2100.00	0.00	7.14
			KAR	2750.00	2300.00	1887.50	19.57	45.70
			PSH	2200.00	2200.00	2160.00	0.00	1.85
3424003.	SALT EPSUM	100 KG.	LAH	1600.00	1600.00	1600.00	0.00	0.00
			KAR	1900.00	1252.50	1235.00	51.70	53.85
			PSH	1800.00	1800.00	1800.00	0.00	0.00
078. Dyeing Material								
3431001.	DYES RED B-BASE	LB.	KAR	250.00	250.00	250.00	0.00	0.00
3431002.	DYES ORITEX JAPAN RED HR-2.	LB.	KAR	225.00	225.00	250.00	0.00	-10.00
3431003.	DYED REACTIVE VIOLET H-3R	LB.	KAR	250.00	250.00	130.00	0.00	92.31
079. Fertilizers								
3461101.	SONA UREA	MT.	LAH	36500.00	36500.00	34600.00	0.00	5.49
			FAS	37400.00	36400.00	34800.00	2.75	7.47
			MUL	36600.00	36000.00	34000.00	1.67	7.65
			PSH	37000.00	36500.00	35600.00	1.37	3.93
3461102.	KISAN UREA	MT.	LAH	36500.00	36500.00	34600.00	0.00	5.49
			FAS	35200.00	36000.00	34400.00	-2.22	2.33

Contd.

7.10 Intercity Wholesale Prices of Selected Commodities

Group/Commodity/Item Specification		Unit	City	Prices (Rs.)			% Change in June,2014 Over	
				June, 2014	May, 2014	June, 2013	May., 14	June, 13
			MUL	36000.00	35200.00	32150.00	2.27	11.98
			GUJ	35000.00	34000.00	34000.00	2.94	2.94
			PSH	36500.00	36000.00	35000.00	1.39	4.29
3461401.	CALCIUM AMMONIUM NITRATE	MT.	LAH	31000.00	31000.00	29000.00	0.00	6.90
			FAS	31000.00	31000.00	29000.00	0.00	6.90
			MUL	30000.00	29000.00	29600.00	3.45	1.35
			GUJ	30000.00	30000.00	28000.00	0.00	7.14
			PSH	31000.00	31000.00	29600.00	0.00	4.73
3462101.	SINGLE SUPPER PHOSPHATE (GR) 18PC	MT.	LAH	20000.00	20000.00	23000.00	0.00	-13.04
			FAS	18000.00	18000.00	20000.00	0.00	-10.00
			MUL	20600.00	19600.00	19600.00	5.10	5.10
			GUJ	18000.00	18000.00	20000.00	0.00	-10.00
			PSH	20000.00	20000.00	22000.00	0.00	-9.09
3462102.	SINGLE SUPER PHOSPHATE (PD) 18PC	MT.	LAH	21000.00	21000.00	21000.00	0.00	0.00
			FAS	21950.00	21950.00	21950.00	0.00	0.00
			MUL	21900.00	21900.00	21900.00	0.00	0.00
			GUJ	22000.00	22000.00	22000.00	0.00	0.00
			PSH	25100.00	25100.00	25100.00	0.00	0.00
3462103.	TRIPLE SUPER PHOSPHATE (GR)	MT.	LAH	61750.00	61750.00	61750.00	0.00	0.00
			FAS	61850.00	61850.00	61850.00	0.00	0.00
			MUL	62050.00	62050.00	62050.00	0.00	0.00
			GUJ	66000.00	66000.00	62000.00	0.00	6.45
			PSH	60000.00	60000.00	60000.00	0.00	0.00
3463201.	SULPHATE OF POTASH	MT.	LAH	97000.00	97000.00	79000.00	0.00	22.78
			MUL	83600.00	83600.00	82600.00	0.00	1.21
			KSR	97000.00	97000.00	82500.00	0.00	17.58
3464101.	NITRO PHOSPHATE	MT.	LAH	48800.00	48800.00	52100.00	0.00	-6.33
			FAS	52000.00	48000.00	52000.00	8.33	0.00
			MUL	50000.00	48000.00	51600.00	4.17	-3.10
			GUJ	50000.00	48000.00	49000.00	4.17	2.04
			PSH	50000.00	49000.00	54000.00	2.04	-7.41
3464201.	DIA-AMMONIUM PHOSPHATE	MT.	LAH	73000.00	73000.00	78000.00	0.00	-6.41
			FAS	70000.00	72000.00	78000.00	-2.78	-10.26
			MUL	69600.00	71000.00	76600.00	-1.97	-9.14
			GUJ	69000.00	69500.00	76000.00	-0.72	-9.21
			PSH	70000.00	72000.00	78000.00	-2.78	-10.26
3464401.	NITROGEN PHOSPHATE AND POTACIUM(NPK	MT.	LAH	63000.00	63000.00	60000.00	0.00	5.00
			GUJ	57000.00	57000.00	62000.00	0.00	-8.06
			SAR	58860.00	58000.00	62920.00	1.48	-6.45
			HYD	61680.00	61680.00	61760.00	0.00	-0.13
080. Pesticides								
3466101.	THIODAN 35 EC(AGRICULTURE) 1 LTR	BOTTLE	LAH	580.00	580.00	580.00	0.00	0.00
			FAS	1050.00	1050.00	950.00	0.00	10.53
			MUL	850.00	850.00	600.00	0.00	41.67
			SAR	875.00	875.00	750.00	0.00	16.67
			GJT	500.00	500.00	500.00	0.00	0.00
			HYD	750.00	750.00	750.00	0.00	0.00
			MPK	600.00	600.00	600.00	0.00	0.00
3466102.	DURSBAN TC(TERMITICIDE CONC.)	BOTTLE	LAH	1050.00	1050.00	1050.00	0.00	0.00
			FAS	1265.00	1265.00	1250.00	0.00	1.20
			MUL	1550.00	1450.00	1450.00	6.90	6.90
			SAR	1000.00	1000.00	1000.00	0.00	0.00
3466103.	SARSABZ (VEGETABLES) 1 LTR.	BOTTLE	LAH	210.00	210.00	210.00	0.00	0.00
			FAS	360.00	360.00	350.00	0.00	2.86

Contd.

7.10 Intercity Wholesale Prices of Selected Commodities

Group/Commodity/Item Specification		Unit	City	Prices (Rs.)			% Change in June,2014 Over	
				June, 2014	May, 2014	June, 2013	May., 14	June, 13
			MUL	600.00	400.00	140.00	50.00	328.57
			SAR	250.00	250.00	250.00	0.00	0.00
			GJT	400.00	400.00	400.00	0.00	0.00
3466104.	MALATHION (ALL ANIMALS) 1 LTR.	BOTTLE	LAH	470.00	470.00	470.00	0.00	0.00
			FAS	980.00	980.00	880.00	0.00	11.36
			GUJ	800.00	800.00	650.00	0.00	23.08
			GJT	800.00	800.00	650.00	0.00	23.08
081. Insecticides								
3471001.	L-D POLYTHYLENE	LB.	KAR	104.63	100.44	86.13	4.17	21.48
3473001.	POLYSTRENE GP.	55 LB.	KAR	6318.00	6318.00	3691.00	0.00	71.17
082. Paints & Varnishes								
3511001.	SYN CLEAR VARNISH (BUXLYS)	3 LTR.	LAH	1050.00	1050.00	850.00	0.00	23.53
			KAR	1020.00	1020.00	1005.00	0.00	1.49
3511002.	SYN CLEAR VARNISH (BERGER)	3 LTR.	LAH	1150.00	1150.00	890.00	0.00	29.21
			KAR	1210.00	1210.00	1190.00	0.00	1.68
3511003.	SYN ENAMEL VIP (BERGER)	3.6 LTR	LAH	1700.00	1700.00	1575.00	0.00	7.94
			RAW	1285.00	1285.00	1107.50	0.00	16.03
			KAR	1440.00	1440.00	1400.00	0.00	2.86
3511004.	SYN ENAMEL 413 (BUXLYS)	3.6 LTR	LAH	1370.00	1370.00	1260.00	0.00	8.73
			RAW	1265.00	1265.00	1112.50	0.00	13.71
			KAR	1440.00	1440.00	1400.00	0.00	2.86
3511005.	VIP PLASTIC EMULSION (BERGER)	4 LTR.	LAH	1750.00	1750.00	1425.00	0.00	22.81
			RAW	1515.00	1515.00	1337.50	0.00	13.27
			KAR	1000.00	850.00	750.00	17.65	33.33
3511006.	PLASTIC BOUND DISTEMPER(BUXLYS)	6 KG.	LAH	1210.00	1210.00	1210.00	0.00	0.00
			RAW	955.00	955.00	812.50	0.00	17.54
			KAR	950.00	760.00	700.00	25.00	35.71
3511007.	ICI PLASTIC EMULSION	4 LTR	LAH	1800.00	1800.00	1460.00	0.00	23.29
			RAW	1675.00	1675.00	1450.00	0.00	15.52
			KAR	1620.00	1620.00	1600.00	0.00	1.25
083. Medicines								
3526001.	PANADOL TAB. (200)	PACKET	LAH	153.00	153.00	153.00	0.00	0.00
			RAW	165.00	165.00	165.00	0.00	0.00
			MUL	153.00	153.00	153.00	0.00	0.00
			KAR	165.00	165.00	187.20	0.00	-11.86
			MPK	153.00	153.00	153.00	0.00	0.00
			PSH	160.00	160.00	155.00	0.00	3.23
			QTA	180.00	180.00	180.00	0.00	0.00
3526002.	DISPRIN TAB. (600)	PACKET	LAH	525.00	525.00	525.00	0.00	0.00
			RAW	372.50	372.50	372.50	0.00	0.00
			MUL	510.00	510.00	510.00	0.00	0.00
			KAR	459.00	459.00	459.00	0.00	0.00
			MPK	360.00	360.00	360.00	0.00	0.00
			PSH	516.00	516.00	516.00	0.00	0.00
			QTA	440.00	440.00	440.00	0.00	0.00
3526003.	FLAGYL TAB. (200)	PACKET	LAH	170.00	170.00	170.00	0.00	0.00
			RAW	255.00	255.00	255.00	0.00	0.00
			MUL	270.00	255.00	255.00	5.88	5.88
			KAR	260.00	260.00	260.00	0.00	0.00
			MPK	260.00	260.00	260.00	0.00	0.00
			PSH	172.00	172.00	172.00	0.00	0.00
			QTA	180.00	180.00	170.00	0.00	5.88
3526004.	VENTOLIN TAB.(100)	PACKET	LAH	82.00	82.00	73.10	0.00	12.18
			RAW	73.00	73.00	73.00	0.00	0.00
			MUL	121.00	105.20	105.20	15.02	15.02
			KAR	86.53	86.53	86.53	0.00	0.00

Contd.

7.10 Intercity Wholesale Prices of Selected Commodities

Group/Commodity/Item Specification		Unit	City	Prices (Rs.)			% Change in June,2014 Over	
				June, 2014	May, 2014	June, 2013	May., 14	June, 13
			MPK	73.20	73.20	73.20	0.00	0.00
			PSH	72.00	72.00	74.00	0.00	-2.70
			QTA	73.20	73.20	63.20	0.00	15.82
3526005.	DAONIL TAB. (60)	PACKET	LAH	75.12	75.12	75.12	0.00	0.00
			RAW	86.50	86.50	75.00	0.00	15.33
			MUL	86.31	86.31	75.05	0.00	15.00
			KAR	88.00	88.00	88.00	0.00	0.00
			MPK	76.00	76.00	76.00	0.00	0.00
			PSH	87.32	87.32	78.00	0.00	11.95
			QTA	88.00	88.00	88.00	0.00	0.00
3526006.	ENTOX TAB. (100)	PACKET	LAH	87.50	87.50	87.50	0.00	0.00
			RAW	73.00	73.00	73.00	0.00	0.00
			MUL	85.00	85.00	85.00	0.00	0.00
			KAR	100.00	100.00	100.00	0.00	0.00
			MPK	85.00	85.00	85.00	0.00	0.00
			PSH	86.00	86.00	86.00	0.00	0.00
			QTA	85.00	85.00	85.00	0.00	0.00
3526007.	CALCIUM TAB. 1000 SANDOZ	06 BOTT	LAH	622.00	622.00	622.00	0.00	0.00
			RAW	620.00	620.00	620.00	0.00	0.00
			MUL	622.20	622.20	622.20	0.00	0.00
			KAR	732.00	732.00	732.00	0.00	0.00
			MPK	520.00	520.00	520.00	0.00	0.00
			PSH	630.00	630.00	630.00	0.00	0.00
			QTA	425.00	425.00	425.00	0.00	0.00
3526008.	RENITEC TAB. 5 MG. (20)	PACKET	LAH	87.56	87.56	87.56	0.00	0.00
			RAW	99.50	99.50	90.00	0.00	10.56
			MUL	99.45	99.45	87.50	0.00	13.66
			KAR	100.00	100.00	100.00	0.00	0.00
			MPK	88.00	88.00	88.00	0.00	0.00
			PSH	105.30	105.30	87.30	0.00	20.62
			QTA	87.00	87.00	85.00	0.00	2.35
3526009.	CARMINA (150 TABLETS)	06 BOTT	LAH	150.00	150.00	150.00	0.00	0.00
			RAW	120.00	120.00	120.00	0.00	0.00
			MUL	153.00	153.00	150.00	0.00	2.00
			KAR	180.00	180.00	156.00	0.00	15.38
			PSH	120.00	120.00	120.00	0.00	0.00
3526010.	SUALIN (250 TAB.) STRIP	EACH	LAH	68.75	68.75	68.75	0.00	0.00
			RAW	78.00	78.00	78.00	0.00	0.00
			KAR	132.00	132.00	132.00	0.00	0.00
			PSH	150.00	150.00	150.00	0.00	0.00
3526011.	SANCOS SYRUP 60 MG.	06 BOTT	LAH	331.50	331.50	331.50	0.00	0.00
			RAW	137.00	137.00	137.00	0.00	0.00
			MUL	280.50	280.50	280.50	0.00	0.00
			KAR	156.00	156.00	156.00	0.00	0.00
			MPK	285.00	285.00	285.00	0.00	0.00
			PSH	300.00	300.00	300.00	0.00	0.00
			QTA	275.00	275.00	275.00	0.00	0.00
3526012.	PHENRGONE SYRUP 120 MG	06 BOTT	LAH	179.66	179.66	179.66	0.00	0.00
			RAW	168.00	142.00	142.00	18.31	18.31
			MUL	153.00	153.00	153.00	0.00	0.00
			KAR	198.00	198.00	198.00	0.00	0.00
			MPK	170.00	170.00	170.00	0.00	0.00
			PSH	170.28	170.28	170.00	0.00	0.16
			QTA	195.00	195.00	195.00	0.00	0.00
3526013.	CALPOL SYRUP	06 BOTT	LAH	135.00	135.00	135.00	0.00	0.00
			RAW	132.00	132.00	132.00	0.00	0.00

Contd.

7.10 Intercity Wholesale Prices of Selected Commodities

Group/Commodity/Item Specification		Unit	City	Prices (Rs.)			% Change in June,2014 Over	
				June, 2014	May, 2014	June, 2013	May., 14	June, 13
			MUL	127.50	127.50	127.50	0.00	0.00
			KAR	150.00	150.00	150.00	0.00	0.00
			MPK	214.20	214.20	129.00	0.00	66.05
			PSH	144.48	144.48	129.00	0.00	12.00
			QTA	125.00	125.00	125.00	0.00	0.00
3526014.	HYDERLIN SYRUP	06 BOTT	LAH	300.90	300.90	300.90	0.00	0.00
			RAW	158.00	158.00	158.00	0.00	0.00
			MUL	300.90	300.90	300.90	0.00	0.00
			KAR	312.00	312.00	312.00	0.00	0.00
			MPK	312.00	312.00	312.00	0.00	0.00
			PSH	305.00	305.00	305.00	0.00	0.00
			QTA	300.90	300.90	300.90	0.00	0.00
3526015.	SAFI HAMDARD 100 ML	06 BOTT	LAH	228.00	228.00	228.00	0.00	0.00
			RAW	216.00	216.00	216.00	0.00	0.00
			MUL	210.00	210.00	210.00	0.00	0.00
			KAR	276.00	276.00	255.00	0.00	8.24
			PSH	240.00	240.00	240.00	0.00	0.00
			QTA	193.00	193.00	193.00	0.00	0.00
3526016.	HONEY TUBE (HAMDARD)	06 TUBE	LAH	204.00	204.00	204.00	0.00	0.00
			KAR	552.00	552.00	510.00	0.00	8.24
			MPK	516.00	516.00	516.00	0.00	0.00
			PSH	480.00	480.00	480.00	0.00	0.00
			QTA	185.00	185.00	185.00	0.00	0.00
3526017.	BETNOVATE-N OINTMENT	06 TUBE	LAH	153.12	153.12	153.12	0.00	0.00
			RAW	148.00	148.00	148.00	0.00	0.00
			MUL	147.90	147.90	147.90	0.00	0.00
			KAR	168.00	168.00	148.00	0.00	13.51
			MPK	156.00	156.00	156.00	0.00	0.00
			PSH	150.00	150.00	150.00	0.00	0.00
			QTA	162.00	162.00	162.00	0.00	0.00
3526018.	BURNOL	06 TUBE	LAH	85.08	85.08	85.08	0.00	0.00
			RAW	82.00	82.00	82.00	0.00	0.00
			MUL	81.60	81.60	81.60	0.00	0.00
			KAR	96.00	96.00	96.00	0.00	0.00
			MPK	81.60	81.60	81.60	0.00	0.00
			PSH	87.00	87.00	87.00	0.00	0.00
			QTA	81.00	81.00	81.00	0.00	0.00
3526019.	O.R.S.FLAVOURED (SEARLE)	DOZEN	LAH	110.00	108.00	108.00	1.85	1.85
			RAW	163.50	163.50	163.50	0.00	0.00
			MUL	173.40	173.40	153.80	0.00	12.74
			KAR	174.00	174.00	137.70	0.00	26.36
			PSH	154.80	154.80	278.65	0.00	-44.45
			QTA	350.00	350.00	350.00	0.00	0.00
3526020.	JOSHANDA HAMDARD	DOZEN	LAH	59.00	59.00	46.92	0.00	25.75
			MUL	216.00	216.00	62.40	0.00	246.15
			KAR	264.00	264.00	220.00	0.00	20.00
			MPK	123.84	123.84	123.84	0.00	0.00
			PSH	58.00	58.00	48.00	0.00	20.83
			QTA	221.00	221.00	85.00	0.00	160.00
3526021.	COTTON BANDAGE 2" SIZE	06 NO.S	LAH	39.00	39.00	39.00	0.00	0.00
			RAW	48.00	48.00	48.00	0.00	0.00
			MUL	24.00	24.00	18.00	0.00	33.33
			KAR	30.00	30.00	28.50	0.00	5.26
			MPK	54.00	54.00	54.00	0.00	0.00
			PSH	22.00	22.00	22.00	0.00	0.00

Contd.

7.10 Intercity Wholesale Prices of Selected Commodities

Group/Commodity/Item Specification		Unit	City	Prices (Rs.)			% Change in June,2014 Over	
				June, 2014	May, 2014	June, 2013	May., 14	June, 13
084. Soaps & Detergents								
3532101.	LIFE BOUY SOAP (125 GM.)	DOZ.	LAH	401.00	401.00	365.00	0.00	9.86
			RAW	377.50	377.50	377.50	0.00	0.00
			KSR	401.00	401.00	365.00	0.00	9.86
			KAR	396.00	396.00	396.00	0.00	0.00
			PSH	420.00	420.00	390.00	0.00	7.69
			QTA	370.00	370.00	360.00	0.00	2.78
3532102.	LUX-STD. (70 GM.)	DOZ.	LAH	383.00	383.00	375.00	0.00	2.13
			RAW	361.00	361.00	361.00	0.00	0.00
			KAR	384.00	384.00	360.00	0.00	6.67
			PSH	380.00	380.00	312.00	0.00	21.79
			QTA	330.00	330.00	330.00	0.00	0.00
3532201.	SUPER ACTIVE SURF (130 GM.)	DOZ.	LAH	230.00	230.00	228.00	0.00	0.88
			MUL	229.16	229.16	229.16	0.00	0.00
			KAR	232.00	232.00	232.00	0.00	0.00
			SKR	248.88	248.88	229.20	0.00	8.59
3532202.	ARIEL (100 GM)	DOZ.	LAH	230.00	230.00	0.00	0.00	------
			GUJ	228.00	228.00	228.00	0.00	0.00
			KAR	156.00	156.00	156.00	0.00	0.00
			MPK	180.00	180.00	180.00	0.00	0.00
3532203.	VIM DETERGENT POLY BAG (1000 G.)	DOZ.	LAH	750.00	690.00	630.00	8.70	19.05
			RAW	645.00	645.00	595.00	0.00	8.40
			KAR	540.00	540.00	540.00	0.00	0.00
			SKR	840.00	840.00	588.89	0.00	42.64
			PSH	680.00	680.00	650.00	0.00	4.62
			MNG	516.00	516.00	516.00	0.00	0.00
			QTA	486.00	486.00	486.00	0.00	0.00
3532204.	MAXIMUM POWER BRITE POLYBAG(400GM)	DOZ.	LAH	1404.00	1404.00	880.00	0.00	59.55
			RAW	862.50	862.50	862.50	0.00	0.00
			KAR	1020.00	1020.00	1020.00	0.00	0.00
			MPK	1416.00	1416.00	990.00	0.00	43.03
			PSH	1325.00	1325.00	1325.00	0.00	0.00
3532205.	EXPRESS DETERGENT(1000GM)	DOZ.	KAR	1128.00	1128.00	1128.00	0.00	0.00
3532206.	WASHING SOAP BETA/SUFI/GUY	DOZ.	LAH	5720.00	5720.00	5580.00	0.00	2.51
			RAW	3825.00	3825.00	3625.00	0.00	5.52
			KSR	5580.00	5580.00	5580.00	0.00	0.00
			SKR	5700.00	5700.00	5280.00	0.00	7.95
			PSH	6100.00	6100.00	5200.00	0.00	17.31
3532207.	WASHING SOAP NYLON 101 CAKE	DOZ.	LAH	269.00	269.00	269.00	0.00	0.00
			RAW	237.50	237.50	227.50	0.00	4.40
			SAR	432.00	432.00	432.00	0.00	0.00
			BNU	190.00	180.00	180.00	5.56	5.56
			QTA	300.00	300.00	300.00	0.00	0.00
3532301.	TOOTHPASTE MACLEAN'S (LARGE SIZE)	DOZ.	RAW	575.00	575.00	575.00	0.00	0.00
			KAR	1080.00	1080.00	1080.00	0.00	0.00
3532302.	TOOTHPASTE FARHAN'S (STD. SIZE)	DOZ.	KAR	492.00	492.00	492.00	0.00	0.00
3532303.	TALC SAMSOL/SWISS MISS (STD.SIZE)	DOZ.	RAW	565.00	565.00	565.00	0.00	0.00
			KAR	1092.00	1092.00	1080.00	0.00	1.11
3532304.	PONDS COLD CREAM (MED SIZE.)	DOZ.	LAH	1200.00	1200.00	1200.00	0.00	0.00
			RAW	1127.50	1127.50	1067.50	0.00	5.62
			KAR	1109.00	1109.00	1105.00	0.00	0.36
3532305.	PONDS VANISHING CREAM (MED SIZE)	DOZ.	LAH	2450.00	2450.00	2450.00	0.00	0.00
			RAW	1127.50	1127.50	1067.50	0.00	5.62
			KAR	1009.00	1009.00	992.00	0.00	1.71

Contd.

7.10 Intercity Wholesale Prices of Selected Commodities

Group/Commodity/Item Specification		Unit	City	Prices (Rs.)			% Change in June,2014 Over	
				June, 2014	May, 2014	June, 2013	May., 14	June, 13
3532306.	ADMIRAL SHAVING CREAM (MED.SIZE)	DOZ.	LAH	564.00	564.00	564.00	0.00	0.00
			RAW	625.00	625.00	605.00	0.00	3.31
			KAR	600.00	600.00	600.00	0.00	0.00
3532307.	HAIR BRYL CREAM (MED. SIZE).	DOZ.	RAW	1125.00	1125.00	1125.00	0.00	0.00
			KAR	940.00	940.00	900.00	0.00	4.44
3532308.	JOHNSON'S BABY POWDER/MOTHER CARE	DOZ.	KAR	730.00	730.00	720.00	0.00	1.39
3532309.	SUN SILK SHAMPOO LOCAL 10 ML.	DOZ.	RAW	51.00	51.00	51.00	0.00	0.00
			KAR	55.00	55.00	58.00	0.00	-5.17
085. Auto Tyres								
3611101.	AUTO TYRE GEN/SUZ/ALTO/MEHRAN	EACH	LAH	2700.00	2700.00	2700.00	0.00	0.00
			RAW	2975.00	2975.00	2875.00	0.00	3.48
			KAR	2850.00	2850.00	1650.00	0.00	72.73
3611201.	MOTOR CYCLE TYRE YAMAHA-100	EACH	LAH	1280.00	1280.00	1280.00	0.00	0.00
			RAW	962.50	962.50	962.50	0.00	0.00
			KAR	1200.00	1200.00	1200.00	0.00	0.00
3611202.	MOTOR CYCLE TYRE HONDA CD-70	EACH	LAH	860.00	860.00	860.00	0.00	0.00
			RAW	962.50	962.50	962.50	0.00	0.00
			KAR	1200.00	1200.00	1200.00	0.00	0.00
3611203.	MOTOR CYCLE TYRE SUZUKI 80 CC.	EACH	LAH	960.00	960.00	960.00	0.00	0.00
			RAW	937.50	937.50	937.50	0.00	0.00
			KAR	1200.00	1200.00	1200.00	0.00	0.00
3611204.	CYCLE TYRE SERVIS (28x1/2")	EACH	LAH	250.00	250.00	250.00	0.00	0.00
			KAR	200.00	200.00	200.00	0.00	0.00
3611205.	CYCLE TYRE DIAMOND (28x1/2")	EACH	LAH	300.00	300.00	300.00	0.00	0.00
			RAW	287.50	265.00	255.00	8.49	12.75
			KAR	200.00	200.00	200.00	0.00	0.00
3611401.	AUTO TUBE GEN/SUZ/ALTO/MEHRAN	EACH	LAH	270.00	270.00	270.00	0.00	0.00
			RAW	295.00	295.00	285.00	0.00	3.51
			KAR	322.50	322.50	322.50	0.00	0.00
3611402.	MOTOR CYCLE TUBE YAMAHA-100	EACH	LAH	185.00	185.00	185.00	0.00	0.00
			RAW	192.50	192.50	182.50	0.00	5.48
			KAR	257.50	257.50	247.50	0.00	4.04
3611403.	MOTOR CYCLE TUBE HONDA CD-70	EACH	LAH	175.00	175.00	175.00	0.00	0.00
			RAW	192.50	192.50	182.50	0.00	5.48
			KAR	257.50	257.50	247.50	0.00	4.04
3611404.	MOTOR CYCLE TUBE SUZUKI 80 CC.	EACH	LAH	195.00	195.00	195.00	0.00	0.00
			KAR	252.50	252.50	247.50	0.00	2.02
3611405.	CYCLE TUBES SERVIS (28x1/2)	EACH	LAH	105.00	105.00	105.00	0.00	0.00
			KAR	130.00	130.00	130.00	0.00	0.00
3611406.	CYCLE TUBES DIAMOND (28x1/2)	EACH	LAH	115.00	115.00	115.00	0.00	0.00
			RAW	92.50	92.50	87.50	0.00	5.71
			KAR	125.00	125.00	125.00	0.00	0.00
086. Plastic Products								
3694001.	WATER COOLER 9 LTR.	EACH	LAH	360.00	360.00	360.00	0.00	0.00
			KAR	380.00	380.00	372.50	0.00	2.01
			PSH	450.00	450.00	450.00	0.00	0.00
			QTA	410.00	410.00	410.00	0.00	0.00
3694002.	BUCKET MED. SIZE	EACH	LAH	245.00	245.00	245.00	0.00	0.00
			GUJ	225.00	225.00	225.00	0.00	0.00
			GJT	220.00	220.00	220.00	0.00	0.00
			KAR	270.00	270.00	260.00	0.00	3.85
			PSH	355.00	355.00	320.00	0.00	10.94
			QTA	235.00	235.00	235.00	0.00	0.00
3694003.	DINNER SET PLASTIC 42/48/52 PIECES	EACH	LAH	1975.00	1975.00	1625.00	0.00	21.54
			RAW	4600.00	4600.00	3550.00	0.00	29.58
			MUL	2450.00	2450.00	2350.00	0.00	4.26

Contd.

7.10 Intercity Wholesale Prices of Selected Commodities

Group/Commodity/Item Specification		Unit	City	Prices (Rs.)			% Change in June,2014 Over	
				June, 2014	May, 2014	June, 2013	May., 14	June, 13
			KAR	1925.00	1925.00	1775.00	0.00	8.45
			PSH	1700.00	1700.00	1300.00	0.00	30.77
			MNG	3000.00	3000.00	2000.00	0.00	50.00
3694004.	HOT POT PLASTIC 3 PIECES	EACH	LAH	1225.00	1225.00	1125.00	0.00	8.89
			SKT	660.00	660.00	660.00	0.00	0.00
			KAR	772.50	772.50	760.50	0.00	1.58
			PSH	975.00	975.00	875.00	0.00	11.43
			QTA	830.00	830.00	830.00	0.00	0.00
3694005.	THERMOS STARVAC 1 LTR.	EACH	LAH	315.00	315.00	315.00	0.00	0.00
			GUJ	400.00	400.00	400.00	0.00	0.00
			KAR	420.00	420.00	420.00	0.00	0.00
			QTA	300.00	300.00	300.00	0.00	0.00
087. Glass sheets								
3711401.	PL. GLASS SHEET 3 MM ABOVE 1 SQ.M	SQ.MTR.	LAH	335.00	335.00	335.00	0.00	0.00
			RAW	325.00	325.00	287.50	0.00	13.04
			KAR	435.00	435.00	430.00	0.00	1.16
			PSH	425.00	425.00	425.00	0.00	0.00
3711402.	FIG.GLASS SHEET ABOVE 1 SQ.M	SQ.MTR.	LAH	247.50	247.50	247.50	0.00	0.00
			RAW	285.00	285.00	232.50	0.00	22.58
			KAR	465.00	465.00	455.00	0.00	2.20
			PSH	968.00	968.00	931.00	0.00	3.97
088. Other Glass Articles								
3719101.	JAR 4 LTR. LOCAL/FANCY/SILKY	DOZ.	RAW	887.50	887.50	737.50	0.00	20.34
			KAR	710.00	710.00	710.00	0.00	0.00
3719301.	TUMBLER 200 ML. FANCY (OMROC)	DOZ.	RAW	310.00	310.00	282.50	0.00	9.73
			KAR	575.00	575.00	575.00	0.00	0.00
3719302.	JUG DIAMOND 1.2 LTR. FANCY (OMROC)	DOZ.	LAH	1450.00	1450.00	1320.00	0.00	9.85
			RAW	1337.50	1337.50	1175.00	0.00	13.83
			KAR	1730.00	1730.00	1730.00	0.00	0.00
3719303.	TEA CUP SAUCER WHITE	DOZ.	LAH	450.00	450.00	380.00	0.00	18.42
			RAW	887.50	887.50	787.50	0.00	12.70
			KAR	535.00	535.00	535.00	0.00	0.00
089. Ceramics & Sanitary Fixture								
3721001.	EUROPEAN W/C (02/03) STD WHITE	EACH	LAH	1400.00	1400.00	1200.00	0.00	16.67
			RAW	1175.00	1175.00	1025.00	0.00	14.63
			GJT	2450.00	2450.00	1850.00	0.00	32.43
			KAR	800.00	800.00	800.00	0.00	0.00
			PSH	4100.00	4100.00	2850.00	0.00	43.86
3721002.	EUROPEAN W.C. (02/03)STD COLOUR	EACH	LAH	1500.00	1500.00	1400.00	0.00	7.14
			RAW	1275.00	1275.00	1125.00	0.00	13.33
			GJT	2650.00	2650.00	1950.00	0.00	35.90
			KAR	820.00	820.00	820.00	0.00	0.00
3721003.	ASIAN W.C. WHITE 18/22"	EACH	LAH	1250.00	1250.00	1100.00	0.00	13.64
			RAW	1275.00	1275.00	1125.00	0.00	13.33
			GJT	1250.00	1250.00	825.00	0.00	51.52
			KAR	575.00	360.00	360.00	59.72	59.72
			PSH	1050.00	1050.00	880.00	0.00	19.32
3721004.	ASIAN W.C. WHITE 15/22"	EACH	LAH	925.00	925.00	825.00	0.00	12.12
			RAW	1187.50	1187.50	1025.00	0.00	15.85
			GJT	1050.00	1050.00	675.00	0.00	55.56
			KAR	530.00	400.00	400.00	32.50	32.50
			PSH	900.00	900.00	850.00	0.00	5.88
3721005.	ASIAN W.C. COLOURED 18/22"	EACH	LAH	1100.00	1100.00	987.50	0.00	11.39
			RAW	1475.00	1475.00	1325.00	0.00	11.32
			GUJ	1850.00	1850.00	1075.00	0.00	72.09
			GJT	1450.00	1450.00	875.00	0.00	65.71

Contd.

7.10 Intercity Wholesale Prices of Selected Commodities

Group/Commodity/Item Specification		Unit	City	Prices (Rs.)			% Change in June,2014 Over	
				June, 2014	May, 2014	June, 2013	May., 14	June, 13
			KAR	675.00	420.00	420.00	60.71	60.71
			PSH	980.00	980.00	950.00	0.00	3.16
3721006.	ASIAN W.C. COLOURED 15/22"	EACH	LAH	950.00	950.00	825.00	0.00	15.15
			RAW	1275.00	1275.00	1125.00	0.00	13.33
			GUJ	1700.00	1700.00	900.00	0.00	88.89
			GJT	1250.00	1250.00	725.00	0.00	72.41
			KAR	625.00	550.00	550.00	13.64	13.64
			PSH	870.00	870.00	820.00	0.00	6.10
3721007.	WASH BASIN 50 CM WHITE STD.	EACH	LAH	1050.00	1050.00	862.50	0.00	21.74
			RAW	1275.00	1275.00	1125.00	0.00	13.33
			GJT	1350.00	1350.00	850.00	0.00	58.82
			KAR	770.00	770.00	627.50	0.00	22.71
			PSH	1480.00	1480.00	1400.00	0.00	5.71
3721008.	WASH BASIN 50 CM LIGHT COLOUR	EACH	LAH	1050.00	1050.00	962.50	0.00	9.09
			RAW	1375.00	1375.00	1175.00	0.00	17.02
			GJT	1150.00	1150.00	750.00	0.00	53.33
			KAR	880.00	880.00	645.00	0.00	36.43
			PSH	1550.00	1550.00	1500.00	0.00	3.33
3721009.	SINK STAINLESS STEEL(KIT.)MED.SIZE	EACH	LAH	1100.00	1100.00	975.00	0.00	12.82
			RAW	2475.00	2475.00	2175.00	0.00	13.79
			GUJ	1400.00	1400.00	800.00	0.00	75.00
			KAR	1265.00	1265.00	1200.00	0.00	5.42
			PSH	1400.00	1400.00	1400.00	0.00	0.00
090. Bricks, Blocks & Tiles								
3732001.	BRICKS	1000	LAH	7450.00	7250.00	6900.00	2.76	7.97
			RAW	6875.00	6875.00	5850.00	0.00	17.52
			GJT	7000.00	7000.00	6000.00	0.00	16.67
			KSR	7250.00	7050.00	6800.00	2.84	6.62
			HYD	4800.00	4800.00	4800.00	0.00	0.00
			SKR	5000.00	5000.00	5500.00	0.00	-9.09
			PSH	7500.00	7500.00	6550.00	0.00	14.50
			BNU	6000.00	5800.00	6450.00	3.45	-6.98
			QTA	6250.00	6250.00	6250.00	0.00	0.00
3732002.	CEMENT BLOCKS	1000	KAR	19600.00	19600.00	18500.00	0.00	5.95
3732003.	TILES PLAIN WHITE 8 X 10"	SQ.MTR	LAH	525.00	525.00	412.50	0.00	27.27
			RAW	490.00	490.00	432.50	0.00	13.29
			MUL	750.00	650.00	650.00	15.38	15.38
			KAR	492.50	492.50	487.50	0.00	1.03
3732004.	TILES PLAIN COLOURED 8 X 10"	SQ.MTR	LAH	555.00	555.00	550.00	0.00	0.91
			RAW	590.00	590.00	527.50	0.00	11.85
			MUL	825.00	700.00	700.00	17.86	17.86
			KAR	552.50	552.50	535.00	0.00	3.27
091. Cement								
3744001.	CEMENT JAVEDAN (EX-FACTORY)	MT.	KAR	8460.00	8460.00	8460.00	0.00	0.00
3744002.	CEMENT WHITE	MT.	LAH	18350.00	18350.00	17250.00	0.00	6.38
			RAW	18100.00	18100.00	16900.00	0.00	7.10
			KAR	18500.00	18500.00	18500.00	0.00	0.00
			SKR	20000.00	20000.00	18750.00	0.00	6.67
3744003.	SULP. RESISTING CEMENT(JAVEDAN)	MT.	KAR	9158.00	9158.00	8460.00	0.00	8.25
3744004.	D.G. CEMENT (EX-FACTORY)	MT	LAH	9093.00	9128.00	7696.00	-0.38	18.15
3744005.	LUCKY CEMENT (EX-FACTORY)	MT	KAR	10010.00	10010.00	8310.00	0.00	20.46
3744006.	FAUJI CEMENT(EX-FACTORY)	MT	RAW	8815.00	8815.00	8725.00	0.00	1.03
092. Bed Foam								
3815001.	BED FOAM	EACH	LAH	3500.00	3300.00	3300.00	6.06	6.06
			RAW	4225.00	4225.00	3825.00	0.00	10.46
			GUJ	3000.00	3000.00	2825.00	0.00	6.19

Contd.

7.10 Intercity Wholesale Prices of Selected Commodities

Group/Commodity/Item Specification		Unit	City	Prices (Rs.)			% Change in June,2014 Over	
				June, 2014	May, 2014	June, 2013	May., 14	June, 13
			KAR	2600.00	2600.00	2600.00	0.00	0.00
			QTA	3200.00	3200.00	3200.00	0.00	0.00
3815002.	BED FOAM COMMANDER 6.5" X 6" X5''	EACH	LAH	5200.00	5200.00	5200.00	0.00	0.00
			FAS	6900.00	6900.00	6900.00	0.00	0.00
			RAW	6225.00	6225.00	5750.00	0.00	8.26
			GJT	7600.00	7600.00	6800.00	0.00	11.76
			KAR	6000.00	6000.00	6000.00	0.00	0.00
			HYD	5950.00	5950.00	5950.00	0.00	0.00
093. Matches								
3899801.	MATCHES (70-75 STICKS) 10 BOXES	PACKET	LAH	9.60	9.60	9.60	0.00	0.00
			RAW	9.40	9.40	9.40	0.00	0.00
			KAR	15.00	15.00	14.80	0.00	1.35
			SKR	15.00	15.00	15.00	0.00	0.00
			PSH	10.00	10.00	10.00	0.00	0.00
5. Metal Product, Machinery & Equipment								
094. Pig Iron								
4111101.	PIG IRON	MT.	KAR	40000.00	40000.00	40000.00	0.00	0.00
095. Steel Bar & Sheets								
4126101.	M.S. ROUND BAR 1/4"	MT.	LAH	72500.00	72500.00	70250.00	0.00	3.20
			RAW	83500.00	78500.00	74250.00	6.37	12.46
			KAR	75000.00	71000.00	69500.00	5.63	7.91
			HYD	73800.00	70800.00	68300.00	4.24	8.05
			PSH	80000.00	77500.00	75000.00	3.23	6.67
			QTA	77000.00	72000.00	71000.00	6.94	8.45
4126102.	M.S. ROUND BAR 3/8"	MT.	LAH	72500.00	72500.00	68750.00	0.00	5.45
			RAW	83500.00	78500.00	73750.00	6.37	13.22
			KAR	73000.00	69000.00	66500.00	5.80	9.77
			HYD	73800.00	70800.00	68300.00	4.24	8.05
			PSH	82000.00	77500.00	75000.00	5.81	9.33
			QTA	81000.00	76000.00	75000.00	6.58	8.00
4126103.	M.S.ROUND BAR 1/2"	MT.	LAH	71000.00	71000.00	69000.00	0.00	2.90
			RAW	82250.00	77250.00	72750.00	6.47	13.06
			KAR	73000.00	69000.00	66500.00	5.80	9.77
			HYD	73800.00	70800.00	68300.00	4.24	8.05
			PSH	81000.00	78000.00	73800.00	3.85	9.76
			QTA	80000.00	75000.00	74000.00	6.67	8.11
4126104.	M.S. ROUND BAR 1"	MT.	LAH	71000.00	71000.00	69250.00	0.00	2.53
			RAW	82250.00	77250.00	72750.00	6.47	13.06
			KAR	75500.00	72500.00	68000.00	4.14	11.03
			PSH	85000.00	80000.00	76000.00	6.25	11.84
4126105.	M.S.RIBBED BAR 1/2" TO 1"	MT.	LAH	72000.00	72000.00	69750.00	0.00	3.23
			RAW	83250.00	78250.00	73750.00	6.39	12.88
			KAR	76500.00	73500.00	69800.00	4.08	9.60
4126106.	M.S.RIBBED BAR 3/8"	MT.	LAH	75000.00	75000.00	71750.00	0.00	4.53
			RAW	82250.00	77250.00	72750.00	6.47	13.06
			KAR	77000.00	74200.00	70000.00	3.77	10.00
4126107.	G.P.SHEET CUTTING JAPAN 24-30 BG	MT.	LAH	115000.00	115000.00	112500.00	0.00	2.22
			RAW	92250.00	92250.00	89500.00	0.00	3.07
			KAR	89000.00	89000.00	88000.00	0.00	1.14
			PSH	112000.00	110000.00	120000.00	1.82	-6.67
4126108.	G.S.SHEET 24 G.GALV.	MT.	LAH	125000.00	125000.00	120000.00	0.00	4.17
			RAW	92250.00	92250.00	89500.00	0.00	3.07
			KAR	90000.00	90000.00	89000.00	0.00	1.12
			PSH	115000.00	112000.00	122000.00	2.68	-5.74

Contd.

7.10 Intercity Wholesale Prices of Selected Commodities

Group/Commodity/Item Specification		Unit	City	Prices (Rs.)			% Change in June,2014 Over	
				June, 2014	May, 2014	June, 2013	May., 14	June, 13
096. Pipe Fittings								
4129201.	TEE 1/2"	DOZ.	LAH	310.00	310.00	217.50	0.00	42.53
			RAW	387.50	337.50	305.00	14.81	27.05
			KAR	332.50	332.50	300.00	0.00	10.83
			QTA	180.00	180.00	180.00	0.00	0.00
4129202.	TEE 3/4"	DOZ.	LAH	405.00	405.00	322.50	0.00	25.58
			RAW	512.50	462.50	427.50	10.81	19.88
			KAR	465.00	465.00	430.00	0.00	8.14
			QTA	320.00	320.00	320.00	0.00	0.00
4129203.	SOCKET 1/2"	DOZ.	LAH	210.00	210.00	137.50	0.00	52.73
			RAW	337.50	287.50	262.50	17.39	28.57
			KAR	212.50	212.50	212.50	0.00	0.00
			QTA	120.00	120.00	120.00	0.00	0.00
4129204.	SOCKET 3/4"	DOZ.	LAH	305.00	305.00	197.50	0.00	54.43
			RAW	412.50	362.50	315.00	13.79	30.95
			KAR	275.00	275.00	257.50	0.00	6.80
			QTA	165.00	165.00	165.00	0.00	0.00
4129205.	UNION 1/2"	DOZ.	LAH	605.00	605.00	522.50	0.00	15.79
			RAW	712.50	662.50	590.00	7.55	20.76
			KAR	752.50	752.50	725.00	0.00	3.79
			QTA	360.00	360.00	360.00	0.00	0.00
4129206.	UNION 3/4"	DOZ.	LAH	705.00	705.00	637.50	0.00	10.59
			RAW	787.50	737.50	690.00	6.78	14.13
			KAR	950.00	950.00	895.00	0.00	6.15
4129207.	BAND 1/2"	DOZ.	LAH	410.00	410.00	337.50	0.00	21.48
			RAW	687.50	637.50	562.50	7.84	22.22
			KAR	545.00	545.00	495.00	0.00	10.10
			QTA	300.00	300.00	300.00	0.00	0.00
4129208.	BAND 3/4"	DOZ.	LAH	510.00	510.00	442.50	0.00	15.25
			RAW	712.50	662.50	587.50	7.55	21.28
			KAR	640.00	640.00	610.00	0.00	4.92
			QTA	480.00	480.00	480.00	0.00	0.00
4129209.	ELBOW GALV CHINA 1/2"	DOZ.	LAH	235.00	235.00	162.50	0.00	44.62
			RAW	412.50	362.50	322.50	13.79	27.91
			KAR	237.50	237.50	232.50	0.00	2.15
			QTA	165.00	165.00	165.00	0.00	0.00
4129210.	ELBOW GALV CHINA 3/4"	DOZ.	LAH	305.00	305.00	222.50	0.00	37.08
			RAW	462.50	412.50	375.00	12.12	23.33
			KAR	347.50	347.50	327.50	0.00	6.11
			QTA	192.00	192.00	192.00	0.00	0.00
097. Steel Products								
4291201.	STAINLESS STEEL DEGCHI MED. SIZE	EACH	LAH	500.00	500.00	475.00	0.00	5.26
			GJT	455.00	455.00	455.00	0.00	0.00
			KAR	442.50	442.50	430.00	0.00	2.91
4291202.	STAINLESS STEEL TABLE SPOON SUP.	EACH	LAH	300.00	300.00	285.00	0.00	5.26
			GJT	175.00	175.00	175.00	0.00	0.00
			KAR	260.00	260.00	260.00	0.00	0.00
4291203.	STAINLESS STEEL PLATE LIGHT	DOZ.	LAH	700.00	700.00	670.00	0.00	4.48
			GJT	500.00	500.00	500.00	0.00	0.00
			KAR	780.00	780.00	772.00	0.00	1.04
4291204.	PRESSURE COOKER 4 LTR.	EACH	LAH	1300.00	1300.00	1125.00	0.00	15.56
			GUJ	1000.00	1000.00	950.00	0.00	5.26
			SKT	850.00	850.00	850.00	0.00	0.00
			KAR	1012.50	1012.50	975.00	0.00	3.85
4291401.	NEW TREET BLADE ORDINARY	1000	RAW	2375.00	2375.00	2312.50	0.00	2.70
			KAR	2900.00	2900.00	2900.00	0.00	0.00

Contd.

7.10 Intercity Wholesale Prices of Selected Commodities

Group/Commodity/Item Specification		Unit	City	Prices (Rs.)			% Change in June,2014 Over	
				June, 2014	May, 2014	June, 2013	May., 14	June, 13
4291402.	TREET SAFETY RAZOR	DOZ.	LAH	1550.00	1550.00	1550.00	0.00	0.00
			KAR	1185.00	1185.00	1185.00	0.00	0.00
4291403.	GILLET SAFETY RAZOR	DOZ.	LAH	342.00	342.00	342.00	0.00	0.00
			RAW	391.00	391.00	391.00	0.00	0.00
			KAR	280.00	280.00	350.00	0.00	-20.00
098. Engines & Motors								
4321901.	HOLLOW S.MOTOR 326 UP-4.40 HP 46	EACH	LAH	144500.00	144500.00	144500.00	0.00	0.00
099. Vacuum Pumps								
4323001.	MULTISTAGE C.PUMPS(PCM 80-3 15 H)	EACH	LAH	77500.00	77500.00	77500.00	0.00	0.00
4323002.	MULTISTAGE C.PUMPS PCM 80-5 25 H)	EACH	LAH	109000.00	109000.00	109000.00	0.00	0.00
100. Air Conditioners								
4391201.	PEL AIR CONDITONER 1.5 TON	EACH	LAH	27500.00	27500.00	27500.00	0.00	0.00
			RAW	36250.00	36250.00	36250.00	0.00	0.00
			KAR	42000.00	42000.00	42000.00	0.00	0.00
4391202.	WAVES AIR CONDITIONER 1.5 TON.	EACH	LAH	30500.00	30500.00	30500.00	0.00	0.00
			RAW	37750.00	37750.00	37750.00	0.00	0.00
			GJT	35000.00	35000.00	35000.00	0.00	0.00
			KAR	41000.00	41000.00	41000.00	0.00	0.00
			HYD	40000.00	40000.00	36000.00	0.00	11.11
			QTA	39200.00	39200.00	39200.00	0.00	0.00
101. Cultivators								
4411201.	CULTIVATOR (ORDINARY) 9 TIMES	EACH	GUJ	45000.00	45000.00	38000.00	0.00	18.42
4411202.	CULTIVATOR (SPECIAL) 11 TIMES	EACH	GUJ	60000.00	60000.00	49000.00	0.00	22.45
102. Chuff Cutter								
4412301.	CHUFF CUTTER	EACH	FAS	7000.00	7000.00	6800.00	0.00	2.94
103. Tractors								
4414101.	TRACTOR MF-240	EACH	LAH	754000.00	754000.00	565950.00	0.00	33.23
4414102.	TRACTOR MF-385	EACH	LAH	1223800.00	1223800.00	934322.00	0.00	30.98
104. Lathe Machines								
4421301.	LATHE MACHINE 3' (PAK MADINA)	EACH	LAH	72500.00	72500.00	49000.00	0.00	47.96
4421302.	LATHE MACHINE 4.5' (PAK MADINA)	EACH	LAH	100000.00	100000.00	69000.00	0.00	44.93
4421303.	LATHE MACHINE 6.5' (PAK MADINA)	EACH	LAH	119000.00	119000.00	89500.00	0.00	32.96
4421304.	LATHE MACHINE 10' (PAK MADINA)	EACH	LAH	222500.00	222500.00	182500.00	0.00	21.92
105. Concrete Mixture								
4444001.	CONC.MIXER 7 NTR. 12HP. STAR.ENG	EACH	LAH	140000.00	140000.00	140000.00	0.00	0.00
4444002.	CONC.MIXER 17 NTR. 24HP. STAR.ENG	EACH	LAH	210000.00	210000.00	210000.00	0.00	0.00
106. Fridge,WashM,SewM,Fans,Iron								
4481101.	DAWLANCE 10 CFT. DOUBLE DOOR	EACH	LAH	28000.00	28000.00	24500.00	0.00	14.29
			RAW	23750.00	23750.00	23750.00	0.00	0.00
			KAR	31100.00	31100.00	25200.00	0.00	23.41
4481201.	WASHING MACHINE NAT. PAK S.F.	EACH	LAH	5000.00	5000.00	4550.00	0.00	9.89
			GUJ	5550.00	5550.00	5250.00	0.00	5.71
			KAR	5000.00	5000.00	4800.00	0.00	4.17
			QTA	5500.00	5500.00	5500.00	0.00	0.00
4481202.	WASHING MACHINE SINGER S.F.	EACH	LAH	9500.00	9500.00	7650.00	0.00	24.18
			RAW	9550.00	9550.00	8650.00	0.00	10.40
			KAR	10600.00	10600.00	10600.00	0.00	0.00
4481203.	WASHING MACHINE DAWLANCE	EACH	LAH	9000.00	9000.00	7400.00	0.00	21.62
			FAS	8700.00	8700.00	8500.00	0.00	2.35
			GUJ	9400.00	8000.00	7800.00	17.50	20.51
			GJT	9400.00	7800.00	7800.00	20.51	20.51
			KAR	5400.00	5400.00	5200.00	0.00	3.85
			HYD	9000.00	9000.00	8500.00	0.00	5.88

Contd.

7.10 Intercity Wholesale Prices of Selected Commodities

Group/Commodity/Item Specification		Unit	City	Prices (Rs.)			% Change in June,2014 Over	
				June, 2014	May, 2014	June, 2013	May., 14	June, 13
4481204.	WASHING MACHINE SUPER ASIA	EACH	LAH	7500.00	7500.00	6300.00	0.00	19.05
			FAS	8800.00	8500.00	8200.00	3.53	7.32
			KAR	5000.00	5000.00	4900.00	0.00	2.04
			HYD	6500.00	6500.00	6000.00	0.00	8.33
4481401.	SEWING MACHINE SINGER B.B. H.O	EACH	LAH	5641.00	5641.00	5300.00	0.00	6.43
			KAR	5860.00	5860.00	5375.00	0.00	9.02
4481402.	SINGER ZIG ZAG MACHINE	EACH	LAH	13200.00	13200.00	12282.00	0.00	7.47
			KAR	11900.00	11900.00	11900.00	0.00	0.00
4481403.	SEWING MACHINE SALIKA	EACH	LAH	4500.00	4500.00	4200.00	0.00	7.14
			KAR	5600.00	5600.00	4800.00	0.00	16.67
4481501.	CEILING FAN MILLAT 48"	EACH	LAH	2300.00	2300.00	2300.00	0.00	0.00
			KAR	2400.00	2400.00	2400.00	0.00	0.00
4481502.	CEILING FAN PAK 48"	EACH	LAH	2200.00	2200.00	2200.00	0.00	0.00
			GUJ	2400.00	2400.00	2300.00	0.00	4.35
			KAR	2400.00	2400.00	2400.00	0.00	0.00
4481503.	CEILING FAN NATIONAL 56"	EACH	LAH	2200.00	2000.00	2000.00	10.00	10.00
			GUJ	2150.00	2150.00	2075.00	0.00	3.61
			GJT	2300.00	2300.00	2300.00	0.00	0.00
			KAR	2300.00	2300.00	2300.00	0.00	0.00
			HYD	2000.00	2000.00	2000.00	0.00	0.00
4481504.	CEILING FAN YOUNIS 56"	EACH	LAH	2300.00	2300.00	2150.00	0.00	6.98
			FAS	2350.00	2350.00	2250.00	0.00	4.44
			GUJ	2350.00	2350.00	2300.00	0.00	2.17
			KAR	2400.00	2400.00	2400.00	0.00	0.00
			PSH	2550.00	2550.00	2450.00	0.00	4.08
			QTA	2750.00	2750.00	2750.00	0.00	0.00
4481505.	PADESTAL FAN MILLAT 20"	EACH	KAR	3200.00	3200.00	3200.00	0.00	0.00
4481506.	PADESTAL FAN PAK 20"	EACH	LAH	3300.00	2900.00	2900.00	13.79	13.79
			GJT	3400.00	3400.00	3400.00	0.00	0.00
			KAR	3200.00	3200.00	3200.00	0.00	0.00
			PSH	3550.00	3550.00	3300.00	0.00	7.58
4481507.	EXHAUST FAN CLIMAX 12"	EACH	LAH	1600.00	1500.00	1500.00	6.67	6.67
			GUJ	1700.00	1700.00	1600.00	0.00	6.25
4481508.	EXHAUST FAN MILLAT 12"	EACH	KAR	1600.00	1600.00	1600.00	0.00	0.00
4481509.	EXHAUST FAN PAK. NATIONAL 12"	EACH	LAH	1500.00	1400.00	1400.00	7.14	7.14
			GUJ	1900.00	1900.00	1900.00	0.00	0.00
			GJT	1800.00	1800.00	1800.00	0.00	0.00
			KAR	1600.00	1600.00	1600.00	0.00	0.00
4481601.	IRON NATIONAL PAK AUTOMATIC	EACH	LAH	400.00	350.00	322.50	14.29	24.03
			GUJ	850.00	850.00	750.00	0.00	13.33
			KAR	525.00	525.00	525.00	0.00	0.00
			PSH	800.00	800.00	450.00	0.00	77.78
4481602.	IRON PHILIPS HD 1120/R	EACH	LAH	1250.00	1250.00	1250.00	0.00	0.00
			GUJ	2100.00	2100.00	2100.00	0.00	0.00
			KAR	1100.00	850.00	850.00	29.41	29.41
107. Electric Wires								
4634001.	FLEXIBLE WIRE 2999-14 0076	90 MTR.	LAH	462.50	462.50	462.50	0.00	0.00
			MUL	900.00	900.00	750.00	0.00	20.00
			KAR	890.00	890.00	850.00	0.00	4.71
			PSH	750.00	750.00	500.00	0.00	50.00
			QTA	505.00	505.00	505.00	0.00	0.00
4634002.	PVC WIRE SINGLE CORE	90 MTR.	LAH	762.50	762.50	762.50	0.00	0.00
			MUL	1400.00	1400.00	1250.00	0.00	12.00
			KAR	890.00	890.00	840.00	0.00	5.95
			PSH	875.00	875.00	700.00	0.00	25.00
			QTA	600.00	600.00	600.00	0.00	0.00

Contd.

7.10 Intercity Wholesale Prices of Selected Commodities

Group/Commodity/Item Specification		Unit	City	Prices (Rs.)			% Change in June,2014 Over	
				June, 2014	May, 2014	June, 2013	May., 14	June, 13
108. Lighting Equipments								
4653101.	PHILIPS TL. LAMP 40 W.	EACH	GUJ	96.00	96.00	90.00	0.00	6.67
			GJT	96.00	96.00	83.00	0.00	15.66
			KAR	85.00	85.00	85.00	0.00	0.00
			PSH	97.50	97.50	75.00	0.00	30.00
			QTA	90.00	90.00	90.00	0.00	0.00
4653102.	PHILIPS ELECTRIC BULB 100W(GLS)	100 BUL	LAH	2000.00	2000.00	1750.00	0.00	14.29
			RAW	2525.00	2525.00	2350.00	0.00	7.45
			KAR	2800.00	2800.00	2100.00	0.00	33.33
			PSH	2900.00	2900.00	2200.00	0.00	31.82
4653103.	PHILIPS ENERGY SAVER 14 W (GLS)	EACH	LAH	110.00	110.00	110.00	0.00	0.00
			RAW	139.00	139.00	134.00	0.00	3.73
			KAR	155.00	155.00	135.50	0.00	14.39
			PSH	170.00	170.00	160.00	0.00	6.25
			QTA	172.00	172.00	172.00	0.00	0.00
109. Radio & Television								
4731201.	RADIO 3-5 BAND (CHINA BRAND)	EACH	LAH	175.00	175.00	175.00	0.00	0.00
			RAW	287.50	287.50	287.50	0.00	0.00
			KAR	325.00	325.00	325.00	0.00	0.00
4731301.	PHILIPS COLOUR TV. 14"	EACH	LAH	8150.00	8150.00	8150.00	0.00	0.00
			RAW	8250.00	8250.00	8250.00	0.00	0.00
			KAR	8400.00	8400.00	8400.00	0.00	0.00
4731302.	L.G.COLOUR TV. 14"	EACH	LAH	8100.00	8100.00	8100.00	0.00	0.00
			RAW	7900.00	7900.00	7900.00	0.00	0.00
			KAR	8150.00	8150.00	8150.00	0.00	0.00
4731303.	SONY COLOUR TV 14"	EACH	LAH	13000.00	13000.00	13000.00	0.00	0.00
			RAW	10250.00	10250.00	10250.00	0.00	0.00
			KAR	8000.00	8000.00	8000.00	0.00	0.00
4731304.	PANASONIC COLOUR TV 14"	EACH	RAW	9250.00	9250.00	9250.00	0.00	0.00
			KAR	7750.00	7750.00	7750.00	0.00	0.00
4731305.	PHILIPS COLOUR TV. 20"	EACH	LAH	11000.00	11000.00	11000.00	0.00	0.00
			RAW	13900.00	13900.00	13900.00	0.00	0.00
			KAR	12750.00	12750.00	12750.00	0.00	0.00
4731306.	L.G.COLOUR TV. 20"	EACH	LAH	13400.00	13400.00	13400.00	0.00	0.00
			RAW	12250.00	12250.00	12250.00	0.00	0.00
			KAR	13000.00	13000.00	13000.00	0.00	0.00
4731307.	L.G. COLOUR TV. 21"	EACH	LAH	14700.00	14700.00	14700.00	0.00	0.00
			RAW	12250.00	12250.00	12250.00	0.00	0.00
			KAR	16100.00	16100.00	16100.00	0.00	0.00
4731308.	SONY COLOUR TV 20"	EACH	LAH	18800.00	18800.00	18800.00	0.00	0.00
			RAW	17100.00	17100.00	17100.00	0.00	0.00
			KAR	17200.00	17200.00	17200.00	0.00	0.00
110. Motor Vehicles								
4911301.	CAR SUZUKI MEHRAN 800CC SB308R VX	EACH	KAR	620000.00	620000.00	575000.00	0.00	7.83
4911302.	SUZUKI CULTUS 1000CC SF410 VXR M PE	EACH	KAR	1039000.00	1039000.00	985000.00	0.00	5.48
4911303.	SUZUKI RAVI 800 CC PICKUP(ST 308R)	EACH	KAR	637000.00	637000.00	602000.00	0.00	5.81
4911304.	CAR TOYOTA 1300 CC XLI	EACH	KAR	1539000.00	1539000.00	1534000.00	0.00	0.33
4911305.	CAR HONDA CIVIC 1800CC(iVTEC MANUAL)	EACH	LAH	2021000.00	2021000.00	1969000.00	0.00	2.64
4911306.	ISUZU BUS CHASIS MT 112 K	EACH	KAR	3325000.00	3325000.00	3325000.00	0.00	0.00
4911401.	ISUZU TRUCK CHASIS FTR 12 K	EACH	KAR	3850000.00	3850000.00	3850000.00	0.00	0.00

Contd.

7.10 Intercity Wholesale Prices of Selected Commodities

Group/Commodity/Item Specification		Unit	City	Prices (Rs.)			% Change in June,2014 Over	
				June, 2014	May, 2014	June, 2013	May., 14	June, 13
111. Motorcycles								
4991201.	MOTOR CYCLE YB-100ROYAL YAMAHA	EACH	KAR	75375.00	75375.00	74600.00	0.00	1.04
4991202.	MOTOR CYCLE CD-70 HONDA	EACH	KAR	66350.00	66350.00	64480.00	0.00	2.90
4991203.	MOTOR CYCLE PAK HERO 70 CC.	EACH	LAH	42000.00	42000.00	41500.00	0.00	1.20
			MUL	42000.00	42000.00	42000.00	0.00	0.00
			KAR	45000.00	45000.00	42500.00	0.00	5.88
4991204.	MOTOR CYCLE SUPER ASIA 70 CC.	EACH	LAH	42500.00	42500.00	42500.00	0.00	0.00
			MUL	45000.00	45000.00	41500.00	0.00	8.43
			KAR	42500.00	42500.00	42500.00	0.00	0.00
			HYD	42000.00	42000.00	42000.00	0.00	0.00
4991205.	MOTOR CYCLE SUZUKI STD 110CC.	EACH	KAR	71300.00	71300.00	71300.00	0.00	0.00
112. Bicycles								
4992101.	BICYCLE PECO FOR GENTS POPULAR	EACH	LAH	5000.00	5000.00	5000.00	0.00	0.00
4992102.	BICYCLE PECO FOR BMX SHAHEEN	EACH	LAH	3500.00	3500.00	3500.00	0.00	0.00
4992103.	BICYCLE SOHRAB SUPER	EACH	LAH	5950.00	5950.00	5850.00	0.00	1.71
			KAR	6450.00	6450.00	5750.00	0.00	12.17
4992104.	BICYCLE SOHRAB VIP STUDENT	EACH	LAH	5900.00	5900.00	5800.00	0.00	1.72
			KAR	5700.00	5700.00	5300.00	0.00	7.55

7.11 Intercity Consumer Prices
June, 2014

Description	Unit	Rawal-pindi	Islama-bad	Attock	Jehlum	Lahore	Sahiwal	Gujran-wala	Wazira-bad	Sialkot	Faisal-abad
WHEAT	10 KG.	345.00	345.00	318.75	343.75	331.25	312.50	337.50	335.50	341.25	315.00
WHEAT FLOUR FINE/SUPERIOR.	KG.	54.92	58.50	42.50	47.00	45.93	44.00	38.00	40.00	50.00	41.00
WHEAT FLOUR AVG. QLTY	KG.	39.08	39.31	37.00	37.94	39.64	36.50	36.50	39.00	36.00	37.00
WHEAT FLOUR BAG	10 KG.	390.83	393.13	370.00	379.38	376.00	365.00	362.50	365.00	360.00	330.00
MAIDA	KG.	55.92	58.50	48.00	59.00	52.86	50.00	50.00	50.00	55.00	51.75
SUJI	KG.	56.00	59.00	48.00	59.00	61.43	50.00	50.00	50.00	55.00	55.00
BESAN AV. QLTY.	KG.	78.75	87.50	80.00	70.00	78.57	70.00	67.50	70.00	65.00	71.00
RICE BASMATI SUP. QLTY.	KG.	151.67	158.75	155.00	145.00	141.43	145.00	127.50	125.00	126.25	135.00
RICE BASMATI 385/386	KG.	136.25	145.00	125.00	95.00	112.50	90.00	52.50	70.00	105.00	95.00
RICE BASMATI BROKEN AV.QLTY	KG.	80.83	86.25	87.50	80.00	79.29	77.50	70.00	65.00	70.00	83.75
RICE IRRI-6 (SINDH/PUNJAB)	KG.	60.83	62.50	50.00	60.00	63.07	45.00	52.50	52.50	52.50	65.00
VERMICELLI	KG.	87.50	92.50	92.50	80.00	97.50	70.00	72.00	80.00	60.00	78.75
BREAD PLAIN MEDIUM SIZE	EACH	40.00	40.00	40.00	37.50	40.00	40.00	40.00	40.00	40.00	40.00
RUSK (PAPAY)	KG.	238.33	261.25	160.00	230.00	192.50	215.00	160.00	160.00	140.00	195.00
BISCUITS-PACKED	PKT	35.00	35.00	35.00	35.00	35.00	35.00	35.00	35.00	35.00	35.00
BISCUIT-BAKERY (LOOSE)	250 GM	98.75	105.00	72.50	95.00	86.43	100.00	110.00	100.00	60.00	73.75
CORNFLAKS FAUJI 225 GM.	PKT	176.40	176.40	176.40	176.40	176.40	189.00	180.00	180.00	166.50	171.00
SAMOSA (VEGATABLE)	EACH	12.75	14.25	11.00	12.50	15.18	15.00	15.00	10.00	15.00	19.00
PASTRY AV.QLTY.	EACH	32.92	33.44	37.50	30.00	30.00	30.00	35.00	30.00	15.00	23.75
PATTIES (VEGATABLES)	EACH	25.42	27.00	21.00	25.00	30.00	25.00	20.00	15.00	15.00	23.75
NIMCO	250 GM	80.00	79.38	57.50	65.00	65.00	90.00	40.00	45.00	45.00	67.50
CHIPS	250 GM	93.33	95.00	72.50	82.50	77.32	90.00	65.00	62.50	65.00	66.25
BEEF WITH BONE AV.QLTY.	KG	300.00	310.00	250.00	290.00	324.29	250.00	280.00	280.00	280.00	275.00
MUTTON AV.QLTY.	KG	637.50	651.88	575.00	587.50	654.46	500.00	600.00	550.00	600.00	600.00
CHICKEN FARM BROILER (LIVE)	KG	155.42	164.25	156.00	148.00	140.36	140.00	145.00	148.00	147.00	152.50
FISH-RAHU MEDIUM SIZE	KG	270.00	286.25	310.00	265.00	300.00	250.00	300.00	280.00	200.00	260.00
MILK FRESH (UNBOILED)	LTR.	78.33	87.50	72.50	67.50	68.04	60.00	77.50	70.00	70.00	65.00
CURD	KG.	87.92	102.50	77.50	72.50	74.29	70.00	87.50	80.00	80.00	75.00
MILK TETRA PACK 1/2 LTR.	PKT.	60.00	60.00	60.00	60.00	60.00	60.00	60.00	60.00	60.00	60.00
LACTOGEN 400 GRAMS	PKT.	425.00	425.00	425.00	425.00	425.00	425.00	420.00	420.00	425.00	425.00
POWDER MILK NIDO 400GM.	PKT	350.00	350.00	350.00	325.00	325.00	350.00	350.00	350.00	350.00	350.00
MILK POWDER LOOSE/PACKED	KG.	513.75	536.25	510.00	500.00	491.07	470.00	480.00	480.00	420.00	525.00
BUTTER LOCAL PACKED	50 GM.	27.00	27.00	27.00	35.00	32.00	25.00	30.00	30.00	25.00	32.00
EGGS FARM	DOZ	76.00	80.25	80.00	77.00	76.29	78.00	78.00	76.00	75.00	75.00
MUSTARD OIL AV.QLTY.	KG.	232.50	240.00	245.00	210.00	188.93	170.00	155.00	170.00	160.00	190.00
COOKING OIL (DALDA)	2.5LTR	540.00	540.00	520.00	540.00	535.00	510.00	545.00	545.00	545.00	545.00
COOKING OIL (PAKWAN) OTHER BRAND SPECIFY	2.5 LTR	443.33	452.50	445.00	450.00	545.00	510.00	530.00	530.00	505.00	525.00
VEGETABLE GHEE TIN	2.5KG.	510.00	510.00	500.00	510.00	505.00	510.00	505.00	505.00	505.00	510.00
VEGETABLE GHEE (LOOSE)	KG.	163.08	168.75	156.00	170.00	155.71	200.00	155.00	155.00	150.00	148.50
DATES AV.QLTY.	KG.	205.00	228.75	210.00	205.00	211.79	200.00	152.50	160.00	190.00	200.00
PISTACHIO AV.QLTY.	50 GM.	138.33	145.00	162.50	145.00	107.86	135.00	120.00	130.00	150.00	77.50
ALMONDS WHOLE AV.QLTY.	KG.	510.42	520.00	440.00	490.00	575.00	600.00	275.00	300.00	500.00	425.00
COCONUT DRY AV.QLTY.	KG.	316.67	337.50	370.00	310.00	296.07	310.00	330.00	340.00	270.00	250.00
RAISINS AV.QLTY.	50 GM.	21.00	23.25	21.00	22.50	30.43	20.00	20.00	18.00	20.00	21.25
GROUNDNUTS (WITH SHELL)	KG.	173.33	190.00	155.00	210.00	196.43	250.00	180.00	180.00	190.00	200.00
MALTA/MOSAMBI	DOZ	0.00	0.00	0.00	0.00	0.00	0.00	0.00	0.00	0.00	0.00
KINNU	DOZ	0.00	0.00	0.00	0.00	0.00	0.00	0.00	0.00	0.00	0.00
APPLE	KG	127.50	166.25	145.00	95.00	194.29	90.00	135.00	145.00	120.00	122.50
ALOO BUKHARA	KG	201.67	207.50	110.00	115.00	160.00	225.00	100.00	120.00	120.00	177.50
POMEGRANATE (ANNAR)	KG	0.00	0.00	0.00	0.00	0.00	0.00	0.00	0.00	0.00	0.00
GRAPES	KG	0.00	0.00	0.00	0.00	0.00	0.00	0.00	0.00	0.00	0.00
BANANAS	DOZ	171.67	200.63	145.00	152.50	127.14	110.00	135.00	120.00	125.00	75.00
MANGO KALMI	KG	91.67	120.00	95.00	77.50	107.86	95.00	75.00	70.00	80.00	90.00
GUAVA	KG	0.00	0.00	0.00	0.00	0.00	0.00	0.00	0.00	0.00	0.00
WATERMELON (TURBOOZ)	KG	22.67	26.88	20.00	17.50	23.39	12.50	12.50	15.00	20.00	17.50
MUSKMELON (KHARBOOZA)	KG	41.67	55.00	32.50	32.50	56.43	45.00	25.00	40.00	50.00	40.00

Contd.

7.11 Intercity Consumer Prices
June, 2014

Description	Unit	Rawal-pindi	Islama-bad	Attock	Jehlum	Lahore	Sahiwal	Gujran-wala	Wazira-bad	Sialkot	Faisal-abad
SWEETMELON (GARMA)	KG	0.00	0.00	0.00	0.00	0.00	0.00	0.00	0.00	0.00	0.00
PULSE MASOOR (WHOLE)	KG.	126.25	138.13	125.00	105.00	147.32	130.00	105.00	110.00	115.00	127.50
PULSE MASOOR (WASHED)	KG.	130.42	141.25	125.00	125.00	147.68	135.00	150.00	150.00	120.00	146.25
PULSE MOONG (WASHED)	KG.	164.17	180.31	165.00	165.00	160.71	170.00	160.00	160.00	150.00	175.00
PULSE MASH (WASHED)	KG.	155.00	158.75	150.00	162.50	152.32	155.00	160.00	150.00	150.00	135.00
PULSE GRAM	KG.	75.83	88.75	72.00	70.00	66.07	65.00	62.50	60.00	62.00	71.25
GRAM WHOLE BLACK AV QLTY.	KG.	76.25	85.00	67.00	70.00	62.21	70.00	61.00	60.00	60.00	69.75
GRAM WHOLE YELLOW AV.QLTY	KG.	113.75	123.75	102.50	105.00	68.21	120.00	97.50	100.00	110.00	105.00
BEANS (LAL LOBIA)	KG.	164.58	172.50	160.00	155.00	196.43	180.00	142.50	150.00	140.00	120.00
POTATOES	KG	62.50	70.94	55.00	60.00	59.46	60.00	52.50	60.00	60.00	61.25
ONION	KG	39.58	46.25	30.00	40.00	33.21	31.00	30.00	30.00	35.00	30.00
TURNIP	KG	0.00	0.00	0.00	0.00	0.00	0.00	0.00	0.00	0.00	0.00
RADISH	KG	0.00	0.00	0.00	0.00	0.00	0.00	0.00	0.00	0.00	0.00
TOMATOES	KG	30.00	38.75	17.50	27.50	29.46	22.50	30.00	30.00	27.50	38.75
CABBAGE	KG	0.00	0.00	0.00	0.00	0.00	0.00	0.00	0.00	0.00	0.00
CAULIFLOWER	KG	0.00	0.00	0.00	0.00	0.00	0.00	0.00	0.00	0.00	0.00
BRINJAL	KG	37.08	45.00	20.00	22.50	27.86	25.00	20.00	20.00	32.50	28.75
PUMPKIN	KG	36.25	38.75	37.50	30.00	28.21	20.00	18.00	18.00	50.00	18.75
BOTTLEGOURD	KG	45.42	51.88	19.00	25.00	33.04	40.00	22.50	25.00	50.00	26.25
LADY FINGER	KG	46.67	60.00	40.00	37.50	76.96	40.00	50.00	50.00	50.00	36.25
PEAS	KG	0.00	0.00	0.00	0.00	0.00	0.00	0.00	0.00	0.00	0.00
SPINACH	KG	0.00	0.00	0.00	0.00	0.00	0.00	0.00	0.00	0.00	0.00
TINDA	KG	49.58	56.25	19.00	45.00	57.68	40.00	40.00	40.00	75.00	50.00
TURAI	KG	57.08	62.50	27.50	42.50	47.32	20.00	40.00	40.00	40.00	32.50
KARAILA	KG	51.67	62.50	22.50	35.00	42.68	30.00	40.00	40.00	50.00	33.75
ARVI	KG	64.17	70.63	80.00	67.50	78.39	70.00	35.00	50.00	85.00	67.50
CHILLIES GREEN	KG	51.67	75.00	38.00	42.50	81.43	30.00	50.00	40.00	40.00	56.25
CARROT	KG	0.00	0.00	0.00	0.00	0.00	0.00	0.00	0.00	0.00	0.00
COCUMBER (KHEERA)	KG	43.33	48.75	20.00	22.50	38.39	30.00	20.00	20.00	30.00	41.25
LEMON	250GM	53.75	69.38	32.50	75.00	31.07	30.00	35.00	35.00	65.00	31.25
SUGAR REFINED	KG.	56.00	59.25	55.50	56.00	54.89	53.00	54.00	55.00	53.00	53.50
GUR AV.QLTY	KG.	90.83	105.00	92.50	95.00	78.93	80.00	82.50	80.00	80.00	76.25
HONEY LANGANESE 500 GM.	BOTTLE	841.67	855.00	805.00	830.00	830.00	680.00	780.00	780.00	650.00	790.00
MILO 200 GM.	BOTTLE	177.50	177.50	177.50	177.50	218.18	220.00	173.33	173.33	222.00	210.00
CUSTARD POWDER RAFHAN 300 GM.	PKT	70.00	70.00	70.00	70.00	75.00	75.00	75.00	75.00	72.50	75.00
TOFFEE (HILAL)	EACH	1.00	1.00	1.00	1.00	1.00	2.00	1.00	1.00	1.00	2.00
CHOWKELATE CANDY (SMALL SIZE)	EACH	5.00	5.00	5.00	5.00	5.00	5.00	5.00	5.00	5.00	5.00
SWEETMEAT (MIXED)	KG	333.75	352.50	270.00	330.00	261.43	355.00	340.00	270.00	250.00	250.00
ICE CREAM WALLS	CUP.	40.00	40.00	40.00	40.00	40.00	40.00	40.00	40.00	40.00	40.00
ICE	KG	20.00	18.13	16.50	20.00	10.00	10.00	10.00	10.00	10.00	10.00
JAM AHMED/MITCHELLES	BOTTLE	130.00	130.00	130.00	130.00	135.00	130.00	125.00	125.00	115.00	130.00
SQUASH-MITCHELLES	BOTTLE	150.00	150.00	150.00	150.00	150.00	150.00	145.00	145.00	135.00	150.00
ROOH AFZA	BOTTLE	140.00	140.00	140.00	140.00	140.00	145.00	140.00	140.00	150.00	150.00
JAM-E-SHIREEN	BOTTLE	150.00	150.00	150.00	150.00	150.00	145.00	150.00	145.00	150.00	150.00
SAUNF	50 GM	19.00	19.00	15.50	17.50	20.00	15.00	15.00	15.00	17.50	15.75
CINAMON LOOSE AV. QLTY	50 GM.	20.58	21.00	21.00	27.50	20.14	20.00	15.50	16.00	20.00	25.00
CUMINSEED WHITE NATIONAL	50 GM.	52.00	52.00	52.00	52.00	50.00	50.00	52.00	52.00	50.00	54.00
PEPPER BLACK NATIONAL	50 GM.	96.00	96.00	96.00	96.00	96.00	96.00	96.00	96.00	96.00	96.00
CLOVES LOOSE AV.QLTY	50 GM.	94.58	97.50	97.50	95.00	108.04	115.00	100.00	100.00	95.00	98.25
CARDAMOM LARGE LOOSE AV.QLTY	50 GM.	130.00	131.25	122.50	135.00	151.79	140.00	150.00	150.00	105.00	102.50
CARDAMOM SMALL AV.QLTY	50 GM.	114.17	127.50	102.50	105.00	74.14	140.00	100.00	100.00	95.00	77.50
SALT-POWDERED (LAHORI) LOOSE	KG.	10.83	11.00	9.00	12.00	10.00	10.00	10.00	10.00	9.00	9.00
SALT POWDERED (NATIONAL/SHAN)	PKT	25.00	25.00	25.00	25.00	25.00	25.00	25.00	25.00	25.00	25.00
CHILLIES POWD.NATIONAL 200GM	PKT	105.00	105.00	105.00	105.00	105.00	105.00	105.00	105.00	105.00	105.00
CHILLIES POWDER LOOS	KG.	261.67	275.00	210.00	245.00	266.43	200.00	280.00	280.00	240.00	205.00
CORRIANDER SEED POWD.NATIONAL	PKT	88.00	88.00	88.00	88.00	88.00	78.00	88.00	88.00	78.00	88.00

Contd.

7.11 Intercity Consumer Prices
June, 2014

Description	Unit	Rawal-pindi	Islama-bad	Attock	Jehlum	Lahore	Sahiwal	Gujran-wala	Wazira-bad	Sialkot	Faisal-abad
CORRIANDER SEED (LOOSE)	KG.	216.25	228.75	250.00	275.00	295.36	280.00	260.00	280.00	200.00	230.00
TURMERIC POWD.NATIONAL 50GM	PKT.	35.00	35.00	35.00	35.00	35.00	35.00	35.00	35.00	35.00	35.00
CURRY POWD. NATIONAL 200 GM	PKT.	87.00	87.00	87.00	87.00	87.00	86.00	87.00	87.00	86.00	87.00
TOMATO KETCHUP AHMED/MITCHL	BOTTLE	85.00	85.00	85.00	85.00	85.00	85.00	80.00	80.00	75.00	85.00
PICKLES AHMED/MITCHELLES	BOTTLE	105.00	105.00	105.00	100.00	100.00	95.00	90.00	90.00	90.00	110.00
VINEGAR SYNTHETIC (SIRKA)	BOTTLE	85.00	85.00	77.50	75.00	80.00	80.00	70.00	70.00	70.00	95.00
GARLIC	KG	124.17	153.75	100.00	110.00	117.86	110.00	105.00	110.00	120.00	110.00
GINGER	KG	366.67	371.25	400.00	355.00	345.00	290.00	300.00	300.00	375.00	255.00
TAPAL DANEDAR TEA 200GM PACKET	PKT	108.42	108.42	108.42	108.42	113.68	113.68	113.68	113.68	113.68	113.68
TEA LIPTON YELLOW LABEL 200GM.	PKT.	124.21	124.21	124.21	124.21	124.21	124.21	124.21	124.21	124.21	124.21
TEA LOOSE KENYA AV.QLTY 250GM.	PKT.	131.79	132.50	147.50	135.00	111.79	145.00	160.00	125.00	110.00	145.75
COFFEE-NESCAFE 75 GM. **	BOTTLE	325.00	325.00	325.00	332.50	300.00	330.00	280.00	280.00	275.00	320.00
COLD DRINK (STANDARD SIZ)	BOTTLE	25.00	25.00	20.00	25.00	22.00	24.25	20.00	20.00	20.00	25.00
FRUIT JUICE TETRA PACK	PKT.	17.50	17.50	15.00	17.50	20.00	18.00	21.50	21.50	15.00	20.00
MINERAL WATER NESTLE 1.5 LTR	BOTTLE	45.00	45.00	45.00	45.00	45.00	50.00	45.00	45.00	45.00	45.00
CIGARETTES K-2 10'S **	PKT	45.00	45.00	45.00	44.00	45.00	46.00	45.00	45.00	50.00	42.00
CIGARETTES CAPSTAN 10'S **	PKT	50.00	50.00	50.00	48.50	50.00	50.00	50.00	50.00	50.00	50.00
CIGARETTES GOLD LEAF 20'S	PKT	100.00	100.00	100.00	98.00	100.00	100.00	100.00	100.00	100.00	100.00
CIGARETTES MORVEN GOLD 20'S	PKT	50.00	50.00	50.00	48.50	50.00	50.00	50.00	50.00	50.00	50.00
BETEL LEAVES	50GM.	88.75	90.63	70.00	65.00	88.21	60.00	60.00	60.00	60.00	76.25
BETEL NUTS	KG.	405.00	435.00	410.00	265.00	322.86	280.00	280.00	280.00	290.00	285.00
LONG CLOTH 57" GUL AHMED/AL-KARAM	METER	175.00	185.00	175.00	255.00	247.14	222.50	137.50	150.00	117.50	237.50
SHIRTING AV.QLTY.	METER	165.00	172.50	165.00	165.00	118.57	245.00	175.00	140.00	165.00	125.00
PANT CLOTH W & WEAR AV.QLTY	METER	387.50	377.50	390.00	385.00	277.14	400.00	355.00	312.50	215.00	437.50
LAWN PRINTED GUL AHMED/AL-KARAM	METER	250.00	265.00	250.00	235.00	261.07	270.00	192.50	187.50	177.50	240.00
GEORGETTE AV.QLTY	METER	152.50	155.00	152.50	145.00	110.54	110.00	132.50	115.00	120.00	160.00
LINEN AV.QLTY ***	METER	144.17	151.25	142.50	145.00	160.18	205.00	112.50	100.00	120.00	140.00
HEAVY WT SUITING LAWERNCPUR AVG QLTY	METER	1425.00	1425.00	1425.00	1425.00	1175.00	1050.00	1050.00	1050.00	925.00	1375.00
HEAVY WT SUITING LAWERNCPUR SUP QLTY	METER	1825.00	1825.00	1825.00	1825.00	1475.00	1200.00	2350.00	2350.00	950.00	1525.00
TROPICAL SUITING LAW.PUR	METER	1325.00	1325.00	1325.00	1325.00	825.00	950.00	925.00	925.00	800.00	1100.00
PANT BOY 24"/26" LENGTH.	EACH	525.00	550.00	537.50	462.50	350.71	537.50	625.00	525.00	380.00	400.00
SHIRT BOY 24"/26" LENGTH	EACH	359.58	375.00	362.50	362.50	331.79	387.50	425.00	350.00	355.00	277.50
SCHOOL UNI. PANT,SHIRT BOYS	SUIT	510.00	545.63	525.00	540.00	523.21	700.00	975.00	925.00	625.00	475.00
SCHOOL UNI. KAMEEZ,SHAL.BOYS	SUIT	507.92	550.00	512.50	482.50	448.21	475.00	925.00	925.00	625.00	475.00
SCHOOL UNI. KAMEEZ,SHAL.GIRL	SUIT	475.00	471.88	485.00	455.00	471.43	437.50	925.00	900.00	575.00	562.50
FROCK W/WEAR GIRLS	EACH	1733.33	1768.75	1750.00	1050.00	842.86	1100.00	925.00	825.00	625.00	675.00
AWAMI-SUIT W & W(BOY) 24"/26	SUIT	1683.33	1725.00	1675.00	1225.00	835.71	1125.00	1125.00	1050.00	825.00	556.25
AWAMI-SUIT W&W (GENTS)AV.QLTY	SUIT	1645.83	1712.50	1625.00	1525.00	850.00	1550.00	1125.00	1050.00	950.00	837.50
PULLOVER GENTS OXFORD/BON.	EACH	2650.00	2650.00	2650.00	2835.00	2475.00	2675.00	3050.00	3050.00	2780.00	3100.00
PULLOVER LADIES OXFORD/BON.	EACH	2650.00	2650.00	2650.00	2575.00	2525.00	2540.00	2850.00	2850.00	2780.00	2500.00
PULLOVER (GENTS) OTHERS A.QTY	EACH	1041.67	1056.25	1100.00	875.00	825.00	800.00	525.00	550.00	650.00	662.50
SECOND-HAND COAT FOR MEN	EACH	460.42	500.00	375.00	412.50	576.79	300.00	500.00	400.00	475.00	390.00
SECONDHAND SWEETER FOR MEN DUP QLTY	EACH	270.83	0.00	210.00	162.50	467.86	250.00	575.00	475.00	287.50	212.50
SECONDHAND WINTER JACKET	EACH	525.00	0.00	425.00	450.00	617.86	350.00	600.00	525.00	325.00	375.00
UNDERWEAR AV.QLTY MEDIUM SIZE	EACH	191.67	195.00	165.00	182.50	120.00	150.00	125.00	122.50	100.00	75.00
VEST FOR MEN AV.QLTY.	EACH	194.17	195.00	155.00	182.50	125.36	150.00	125.00	105.00	112.50	110.00
VEST/SHAMEEZ (WOMEN) AVG. QLTY	EACH	213.33	217.50	205.00	145.00	149.29	150.00	142.50	130.00	125.00	112.50
SOCKS NYLON (PAKISTANI)	PAIR	89.58	102.50	77.50	87.50	90.71	95.00	110.00	80.00	65.00	65.00
BRASSIER AV.QLTY.	EACH	234.17	240.00	190.00	105.00	125.36	210.00	172.50	127.50	175.00	112.50
BRASSIER SUP QLTY	EACH	536.25	579.38	500.00	305.00	607.14	542.50	335.00	270.00	462.50	340.00
DOPATTA GEORGETTE AV.QLTY.	EACH	350.00	362.50	327.50	325.00	317.86	275.00	275.00	235.00	275.00	231.25
DOPATTA COTTON AV GLTY	EACH	316.25	337.50	290.00	225.00	158.57	190.00	185.00	180.00	225.00	171.25
CHADDAR (W/WEAR) (2x2.5 MTR)	EACH	363.33	393.75	362.50	395.00	329.46	375.00	275.00	270.00	275.00	331.25
LUNGI/DHOTI(COTTON) AVG. QLTY	EACH	406.67	420.63	390.00	205.00	231.07	375.00	205.00	250.00	195.00	262.50
7	EACH	25.83	27.50	27.50	22.50	25.71	50.00	50.00	40.00	30.00	32.50
HANDKERCHIEF SUP. QLTY PAK	EACH	37.08	37.50	32.50	32.50	37.50	75.00	75.00	60.00	42.50	55.00

Contd.

7.11 Intercity Consumer Prices
June, 2014

Description	Unit	Rawal-pindi	Islama-bad	Attock	Jehlum	Lahore	Sahiwal	Gujran-wala	Wazira-bad	Sialkot	Faisal-abad
GLOVES AV QLTY	PAIR	142.50	147.50	145.00	110.00	73.21	105.00	105.00	70.00	75.00	70.00
AZARBAND COTTON AVG. QLTY	EACH	15.00	15.00	17.50	22.50	15.36	17.50	25.00	25.00	10.00	13.50
SEWING THREAD/REEL(ASLI PARI)	EACH	9.00	9.00	7.50	9.00	6.00	6.00	6.00	6.00	5.00	5.50
WASHING CHARGES PAINT & SHIRT	SUIT	90.00	90.00	90.00	175.00	53.21	130.00	172.50	140.00	150.00	65.00
DRY CLEANING SUIT COAT PANT	SUIT	533.33	575.00	280.00	475.00	370.00	337.50	375.00	350.00	350.00	307.50
WASHING CH. (KAMIZ-SHALWAR)	PAIR	90.00	90.00	60.00	90.00	51.07	80.00	120.00	90.00	90.00	65.00
TAILORING SHIRT	EACH	366.67	387.50	275.00	475.00	333.04	400.00	300.00	350.00	275.00	275.00
TAILORING CHARGES PANT (MEN)	EACH	762.50	812.50	475.00	650.00	478.57	675.00	425.00	550.00	550.00	450.00
TAILORING COAT-PANT SUIT	SUIT	3466.67	3562.50	2900.00	3150.00	4360.71	4250.00	3050.00	3000.00	3250.00	3250.00
TAILORING AWAMI-SUIT (MALE)	SUIT	533.33	587.50	425.00	512.50	462.50	575.00	475.00	500.00	400.00	450.00
TAILORING SUIT FEMALE	SUIT	458.33	506.25	335.00	475.00	439.29	350.00	425.00	400.00	437.50	375.00
GENTS SHOES PAUL BATA	PAIR	1199.00	1199.00	1199.00	1199.00	1199.00	1199.00	1199.00	1199.00	1199.00	1199.00
GENTS SANDAL BATA	PAIR	699.00	699.00	699.00	699.00	699.00	699.00	699.00	699.00	699.00	699.00
GENTS SPOUNG CHAPPAL BATA	PAIR	179.00	179.00	179.00	179.00	179.00	179.00	179.00	179.00	179.00	179.00
LADIES SANDAL BATA	PAIR	499.00	499.00	499.00	499.00	499.00	499.00	499.00	499.00	499.00	499.00
LADIES SPOUNG CHAPPAL BATA	PAIR	179.00	179.00	179.00	179.00	179.00	179.00	179.00	179.00	179.00	179.00
CHILD SHOE POWER LITE BATA	PAIR	599.00	599.00	599.00	599.00	599.00	599.00	599.00	599.00	599.00	599.00
GENTS SHOE, ART 1109 SERVICE	PAIR	999.00	999.00	999.00	999.00	999.00	999.00	999.00	999.00	999.00	999.00
NYLON JOGGER 27 SIZE 2-5 ***	PAIR	1299.00	1299.00	1299.00	1299.00	1299.00	1299.00	1299.00	1299.00	1299.00	1299.00
CHINA FOOT WEAR AV. QLTY (MALE) *	PAIR	925.00	975.00	825.00	825.00	744.64	450.00	450.00	600.00	475.00	512.50
CHINA FOOT WEAR AV. QLTY (FEMALE) *	PAIR	825.00	875.00	825.00	675.00	637.50	500.00	350.00	450.00	325.00	287.50
CHINA FOOT WEAR AV. QLTY (CHILDREN) *	PAIR	783.33	825.00	625.00	675.00	483.93	450.00	320.00	350.00	325.00	243.75
SHOE REPAIR HALF SOLE	PAIR	105.83	105.00	105.00	110.00	105.00	100.00	95.00	100.00	60.00	117.50
SHOES POLISH CHARGES AVERAGE SHOP	PAIR	20.00	20.00	20.00	20.00	15.00	15.00	15.00	15.00	10.00	15.00
HOUSE RENT (combined)	MONTH	11778.00	42234.00	4009.00	5402.00	11975.00	6627.00	4695.00	2882.00	5526.00	5009.00
rent 2	pm	11778.00	42234.00	4009.00	5402.00	11975.00	6627.00	4695.00	2882.00	5526.00	5009.00
RENT3	PM	11778.00	42234.00	4009.00	5402.00	11975.00	6627.00	4695.00	2882.00	5526.00	5009.00
RENT4	PM	11778.00	42234.00	4009.00	5402.00	11975.00	6627.00	4695.00	2882.00	5526.00	5009.00
RENT5	PM	11778.00	42234.00	4009.00	5402.00	11975.00	6627.00	4695.00	2882.00	5526.00	5009.00
RENT6	PM	11778.00	42234.00	4009.00	5402.00	11975.00	6627.00	4695.00	2882.00	5526.00	5009.00
SYNTHETIC ENEMAL ROBIALAC BALTI 3.64 LTR.	EACH	1710.00	1710.00	1730.00	1725.00	1935.00	1650.00	1790.00	1790.00	1790.00	1720.00
SYNTHETIC ENEMAL ICI BALTI 3.64 LTR.	EACH	1790.00	1790.00	1850.00	1775.00	1935.00	2050.00	1800.00	1815.00	1815.00	1785.00
CEMENT (LOCAL) SPECIFY BRAND NAME	BAG	530.00	535.00	500.00	520.00	520.00	505.00	515.00	510.00	510.00	510.00
BRICKS (NEW) IST CLASS	P/1000	8400.00	8400.00	8450.00	6450.00	7850.00	5400.00	7800.00	7500.00	7000.00	6200.00
CEMENT BLOCKS (6"x8"x12")	P/100	0.00	0.00	0.00	0.00	0.00	0.00	0.00	0.00	0.00	0.00
BAJREE	100CFT	3650.00	3650.00	3525.00	3450.00	5535.71	5000.00	5100.00	5100.00	4900.00	4500.00
SAND (BLACK PIT SAND)	K100CFT	2850.00	2850.00	1475.00	2100.00	2207.14	3000.00	2450.00	1600.00	3350.00	2000.00
TIMBER SHESHAM LOG IST QUALITY	cubmt.	62683.00	62683.00	62683.00	62650.00	62750.00	52965.00	50323.50	52111.00	39500.00	63558.00
IRON BAR (M.S. BAR) 1/2"	P/TON	83500.00	83500.00	78750.00	80000.00	73000.00	77000.00	81000.00	80000.00	76000.00	76125.00
CARPANTER WAGE RATE	P/DAY	900.00	950.00	675.00	700.00	730.36	675.00	737.50	650.00	700.00	600.00
MASON (RAJ) WAGE RATE	P/DAY	900.00	950.00	675.00	700.00	764.00	675.00	825.00	750.00	825.00	800.00
UNSKILLED LABOUR WAGE RATE	P/DAY	525.00	550.00	400.00	400.00	500.00	400.00	475.00	400.00	475.00	475.00
PLUMBER WAGE RSTE	P/DAY	900.00	950.00	675.00	700.00	726.79	0.00	675.00	600.00	0.00	625.00
ELECTICIAN WAGE RATE PER DAY **	P/DAY	0.00	0.00	0.00	0.00	730.36	0.00	700.00	600.00	0.00	0.00
ELECTICIAN WAGE RATE PER POINT **	P/PNT	155.00	170.00	110.00	135.00	125.00	100.00	127.50	130.00	127.50	115.00
WATER CHARGES PER HOUSE	P/MONTH	139.00	96.00	80.00	80.00	300.00	30.00	100.00	70.00	100.00	128.75
ELECT.CHARGES UPTO 50 UNITS	P/UNIT	2.00	2.00	2.00	2.00	2.00	2.00	2.00	2.00	2.00	2.00
ELECT.CHARGES 01 - 100 UNIT	P/UNIT	5.79	5.79	5.79	5.79	5.79	5.79	5.79	5.79	5.79	5.79
ELECT.CHARGES 101 - 300 UNIT	P/UNIT	9.70	9.70	9.70	9.70	9.70	9.70	9.70	9.70	9.70	9.70
ELECT.CHARGES 301 - 1000 UNIT	P/UNIT	15.27	15.27	15.27	15.27	15.27	15.27	15.27	15.27	15.27	15.27
ELECT.CHARGES ABOVE 1000 UNIT	P/UNIT	17.41	17.41	17.41	17.41	17.41	17.41	17.41	17.41	17.41	17.41
ELEC	PM	10.03	10.03	10.03	10.03	10.03	10.03	10.03	10.03	10.03	10.03
GAS CHRG upto 3.3719 MMBUT	MMBTU	124.18	124.18	124.18	124.18	124.18	124.18	124.18	124.18	124.18	124.18
GAS CHRG 3.3719 - 6.7438 MMBUT	MMBTU	248.37	248.37	248.37	248.37	248.37	248.37	248.37	248.37	248.37	248.37
GAS CHRG 6.7438 - 10.1157 MMBUT	MMBTU	248.37	248.37	248.37	248.37	248.37	248.37	248.37	248.37	248.37	248.37
GAS CHRG10.1157 - 13.4876 MMBUT	MMBTU	620.91	620.91	620.91	620.91	620.91	620.91	620.91	620.91	620.91	620.91

Contd.

7.11 Intercity Consumer Prices
June, 2014

Description	Unit	Rawal-pindi	Islama-bad	Attock	Jehlum	Lahore	Sahiwal	Gujran-wala	Wazira-bad	Sialkot	Faisal-abad
GAS	PM	620.91	620.91	620.91	620.91	620.91	620.91	620.91	620.91	620.91	620.91
GAS	PM	372.55	372.55	372.55	372.55	372.55	372.55	372.55	372.55	372.55	372.55
KEROSENE OIL	LTR	126.25	126.25	122.50	115.00	112.50	108.00	124.50	125.00	121.00	103.00
FIREWOOD WHOLE	40 KG.	683.33	760.00	465.00	600.00	703.21	500.00	700.00	550.00	600.00	600.00
CHAIR SHESHAM WOOD WITH ARMS **	EACH	3258.33	3387.50	2600.00	2100.00	1471.43	2700.00	2250.00	2200.00	1850.00	1450.00
CHAIR PLASTIC (CHAIRMAN) AVERAGE QUALITY	EACH	675.00	675.00	675.00	825.00	725.00	775.00	525.00	500.00	500.00	725.00
TABLE SHESHAM WOOD (4X2X5") ***	EACH	4908.33	4950.00	4100.00	3400.00	8785.71	6500.00	10250.00	10250.00	6500.00	4750.00
SOFASET WOODEN WITH FOAM SEAT **	SET	17875.00	20000.00	16500.00	14750.00	15482.14	23000.00	17750.00	20000.00	12500.00	17500.00
COT IRON (WITH NIWAR)AV.QLTY.	EACH	1966.67	2087.50	1800.00	1550.00	2500.00	2200.00	1650.00	1700.00	1550.00	1550.00
ALMIRAH (STEEL) 6'X3' 20 GUAGE	EACH	8150.00	8250.00	7700.00	7750.00	9964.29	12000.00	9300.00	9000.00	7900.00	9550.00
DINNING TABLE 6 CHAIRS A.QLTY	SET	18666.67	21562.50	17000.00	18250.00	17357.14	27000.00	22000.00	24000.00	13100.00	17500.00
SINGLE BED WITHOUT FOAM MED.	EACH	4583.33	4712.50	4250.00	4750.00	7928.57	9000.00	8750.00	9000.00	5500.00	4350.00
MATRESS SINGLE(4"THICK)	EACH	4675.00	4675.00	4675.00	4800.00	4600.00	4875.00	4300.00	4700.00	3250.00	4970.00
FARSHI DARI 12'X9' AV.QLTY	EACH	1766.67	1793.75	1550.00	1025.00	1607.14	1200.00	925.00	925.00	925.00	1125.00
DARI COTTON (6'x2 1/2') AV.QL	EACH	831.67	846.88	687.50	350.00	459.64	1000.00	450.00	450.00	387.50	512.50
CARPET PLAIN AV. QLTY	SQFT.	28.92	29.00	25.50	32.50	25.00	35.00	37.50	41.00	35.00	57.50
QUILT (LIHAF) 3 KG. COTTON	EACH	975.00	1031.25	875.00	625.00	1039.29	1200.00	1025.00	1050.00	725.00	1000.00
BLANKET (90" x 54")	EACH	3416.67	3450.00	3100.00	2750.00	5000.00	3500.00	2900.00	2500.00	2300.00	4750.00
BEDSHEET SINGLE BED SUP.QLTY	EACH	420.83	421.25	412.50	475.00	546.43	550.00	475.00	375.00	360.00	825.00
BED SHEET DOUBLE WITH TWO PILLOW COVERS SUP QLTY	SET	1027.08	1062.50	975.00	1025.00	932.14	1000.00	1150.00	800.00	1100.00	1625.00
TOWEL(3'x2') AV. QALTY	EACH	313.33	321.25	240.00	262.50	192.86	300.00	175.00	175.00	105.00	180.00
CELING FAN 48" SUPER QLTY **	EACH	3175.00	3175.00	3275.00	2800.00	2750.00	3495.00	2700.00	2400.00	2400.00	2895.00
PEDESTAL FAN 22" SUPER QLTY	EACH	3475.00	3475.00	3700.00	3525.00	4000.00	5260.00	4100.00	3500.00	3300.00	4500.00
REFG. DAWLENCE 10 CFT. D.DOOR	EACH	29400.00	29400.00	29400.00	30000.00	34000.00	29900.00	29000.00	29000.00	34500.00	29250.00
D-FREEZER WAVES 8 CFT.	EACH	28200.00	28200.00	29000.00	28200.00	28000.00	28500.00	29000.00	29000.00	25500.00	27000.00
AIRCONDITIONER 1.5 TON PEL	EACH	41000.00	41000.00	41000.00	42400.00	40000.00	42000.00	40000.00	40000.00	30000.00	41000.00
SPLIT AIR CONDITIONER 1.5 TON (SPECIFY BRAND NAME)	EACH	41500.00	41500.00	41000.00	42500.00	48000.00	46800.00	40000.00	40000.00	41000.00	44000.00
AIRCOOLER SUPER ASIA	EACH	8500.00	8500.00	11600.00	12250.00	13500.00	10000.00	10000.00	11500.00	10000.00	12000.00
WASHING MACHINE SINGER	EACH	15450.00	15450.00	15600.00	15450.00	15450.00	15600.00	15600.00	15600.00	15600.00	15550.00
SEWING MACHINE(SINGER)	EACH	5860.00	5860.00	5860.00	5860.00	6200.00	6260.00	5710.00	5710.00	5860.00	5830.00
GIZER LARGE SIZE 30 GALLON CAPACITY SUP QLTY	EACH	19900.00	19900.00	19900.00	13750.00	19400.00	19900.00	13200.00	19400.00	13750.00	19500.00
GAS BURNER DOUBLE SPFY.BRAND	EACH	1920.83	2050.00	1750.00	1850.00	1550.00	1250.00	1300.00	1350.00	1250.00	1550.00
ELECT. IRON PHILIPS MDL.1120	EACH	1750.00	1750.00	1750.00	1725.00	1300.00	2325.00	2100.00	2100.00	1450.00	1780.00
ELECTRIC JUICER FOR APPLE	EACH	7458.33	7462.50	7100.00	7350.00	9500.00	10000.00	4200.00	4200.00	6000.00	5750.00
S.STEEL DEGHCHI MEDIUM SIZE ***	EACH	641.67	650.00	515.00	612.50	657.14	450.00	1185.00	600.00	430.00	575.00
ALUMINIUM COOKING PAN (DEGCHI) MED SIZE	EACH	577.08	612.50	490.00	575.00	500.00	450.00	928.00	480.00	460.00	475.00
NON STICK COOKING PAN (DEGCHI) SUP. QLTY	EACH	985.42	1012.50	725.00	925.00	957.14	1050.00	1550.00	1500.00	675.00	1075.00
FRYING PAN STEEL AVG. QLTY MED. SIZE	EACH	462.50	487.50	375.00	375.00	517.86	390.00	575.00	500.00	310.00	312.50
TAWA IORN (MEDIUM SIZE) AVG. QLTY	EACH	290.00	323.75	240.00	255.00	396.43	250.00	412.50	275.00	275.00	225.00
S.STEEL PLATE A.QLTY.(M.SIZE)	EACH	85.83	82.50	72.50	55.00	78.93	60.00	110.00	80.00	67.50	57.50
TABLE SPOON S.STEEL SUP.QLTY.	DOZEN	386.25	384.38	290.00	375.00	366.07	450.00	575.00	350.00	305.00	325.00
WATER SET JUG+6 GLASSES (OMROC)	SET	406.67	410.00	362.50	385.00	528.57	400.00	350.00	350.00	737.50	725.00
TEA SET PAK. CHINAWARE 21 PCS.	SET	2229.17	2250.00	1900.00	1825.00	1421.43	2200.00	1550.00	1425.00	1025.00	1500.00
DINNER SET PLASTIC 72 PIECES SUPERIOR QLTY	SET	7408.33	7650.00	6650.00	4250.00	5785.71	6000.00	5900.00	5500.00	2750.00	8250.00
HOTPOT SET PLASTIC 3 PCS.	SET	1616.67	1625.00	1450.00	1375.00	1510.71	1275.00	1150.00	825.00	825.00	1212.50
BUCKET(BALTI) PLASTIC MED.SIZ	EACH	257.50	273.75	245.00	315.00	400.00	300.00	300.00	250.00	205.00	325.00
LOTA PLASTIC (MED SIZE) AVERAGE QUALITY	EACH	62.92	73.13	42.50	37.50	49.64	75.00	40.00	30.00	35.00	40.00
PRESURE COOKER 4 LTR.	EACH	1675.00	1675.00	1575.00	1625.00	1520.00	1200.00	1750.00	1750.00	912.50	1250.00
WATER COOLER 9/10 LTR.PLASTIC ***	EACH	605.42	625.00	475.00	512.50	412.50	600.00	700.00	612.50	400.00	675.00
THERMOS STARVAC 1 LTR	EACH	437.50	487.50	410.00	425.00	350.00	450.00	500.00	410.00	600.00	431.25
BULB PHILIPS 100-WATTS	EACH	30.00	30.00	27.50	30.00	35.00	33.50	30.00	30.00	25.00	25.00
TUBE LIGHT PHILIPS 40 WATTS	EACH	100.00	100.00	110.00	110.00	100.00	95.00	100.00	100.00	95.00	97.50
ELECTRIC BLUBS "0" WATTE LOCAL	EACH	27.50	27.50	27.50	25.00	15.00	25.00	18.00	18.00	20.00	20.00
ELECTRIC BLUB ENERGY SAVER 14 WATTS	EACH	167.50	167.50	165.00	167.50	165.00	160.00	160.00	160.00	155.00	162.50
WASHING SOAP 250 GMS SPECIFY BRAND NAME	EACH	40.00	40.00	40.00	40.00	40.00	40.00	30.00	38.00	20.00	25.00
SURF EXCEL 400 GMS POLY BAG	EACH	125.00	125.00	125.00	125.00	125.00	125.00	125.00	125.00	125.00	125.00

Contd.

7.11 Intercity Consumer Prices
June, 2014

Description	Unit	Rawal-pindi	Islama-bad	Attock	Jehlum	Lahore	Sahiwal	Gujran-wala	Wazira-bad	Sialkot	Faisal-abad
WASHING POWDER 1000 GRM	EACH	185.00	185.00	185.00	185.00	185.00	185.00	185.00	185.00	185.00	185.00
WASHING POWDER (WHEEL/ BONUS) 100 GRAMS	EACH	125.00	125.00	125.00	125.00	95.00	90.00	95.00	95.00	85.00	90.00
CLEANSER POWDER VIM 1000 GM	PKT.	72.22	72.22	72.22	72.22	72.22	66.67	66.67	66.67	66.67	72.22
FINIS 500 ML	BOTTLE	225.00	225.00	225.00	237.50	218.75	162.05	193.75	193.75	193.75	185.00
PHNYLE TYPHONE/FINIS/CARRANITE 3 LITRES	BOTTLE	163.64	163.64	163.64	163.64	145.00	135.00	130.00	130.00	120.00	145.00
HARPIC	BOTTLE	130.00	130.00	130.00	130.00	125.00	130.00	130.00	130.00	130.00	125.00
BOOT POLISH CHERRY/KIWI 50ML	EACH	100.00	100.00	100.00	100.00	88.89	80.00	100.00	100.00	100.00	100.00
ROBIN BLUE (35 GRAMS)	PKT.	45.00	45.00	45.00	45.00	45.00	45.00	40.00	40.00	40.00	45.00
TISSU PAPER PERFUMED 100 PCS.	PKT	100.00	100.00	100.00	100.00	110.00	90.00	90.00	90.00	90.00	90.00
TOILET PAPER ROLL (R.PETEL)	P/ROLL	38.00	38.00	38.00	38.00	38.00	35.00	35.00	35.00	35.00	35.00
BOOT POLISH LIQUID CHEERY BLOSSOM KIWI 75 ML	BOTTLE	140.00	140.00	140.00	140.00	140.00	140.00	140.00	140.00	120.00	140.00
MATCH BOX SMALL	EACH	1.00	1.00	1.00	1.00	1.00	2.00	2.00	1.00	1.00	1.50
DRY CELL 1.5 VOLT(LOCAL)	EACH	30.00	30.00	30.00	22.50	25.00	30.00	15.00	15.00	15.00	25.00
HAND STITCHING NEEDLE M.SIZE	PACKET	10.00	10.00	7.75	9.00	7.50	10.00	5.00	5.00	10.00	9.00
SEWING MACHINE NEEDLE (SINGER)	EACH	5.00	5.00	5.00	5.00	10.00	5.00	6.00	6.00	8.00	7.00
HOUSEHOLD SERVANT FEMALE P/T	P/MNTH	1525.00	1550.00	1100.00	1400.00	1792.86	1500.00	1550.00	1500.00	1050.00	2250.00
MARRIAGE HALL WITH FURNITURE	P/HEAD	132.08	136.88	125.00	125.00	118.21	150.00	105.00	105.00	77.50	130.00
SEPTRAN TABLETS	10TAB.	15.00	15.00	15.00	15.00	15.00	15.00	15.00	15.00	15.00	15.00
BRUFEN TABS 200-MG.	10TAB.	10.00	10.00	10.00	10.00	10.00	10.00	10.00	10.00	10.00	10.00
PANADOL TAB. EXTRA/PLAIN	10TAB.	10.00	10.00	10.00	10.00	10.00	10.00	10.00	10.00	10.00	10.00
DISPRIN TAB.	10TAB.	10.00	10.00	10.00	10.00	10.00	10.00	10.00	10.00	10.00	10.00
TRISIL TAB.	10 TAB	10.00	10.00	10.00	10.00	10.00	10.00	10.00	10.00	10.00	10.00
FLAGYL TAB. 200 MG.	10TAB.	10.00	10.00	10.00	10.00	10.00	10.00	10.00	10.00	10.00	10.00
VENTOLIN TAB. 2MG.	10TAB.	9.00	9.00	9.00	9.00	9.00	9.00	9.00	9.00	9.00	9.00
DAONIL TAB. 5 MG.	10TAB.	17.00	17.00	17.00	17.00	17.00	17.00	17.00	17.00	17.00	17.00
ENTOX TAB.	10TAB.	10.00	10.00	10.00	10.00	10.00	10.00	10.00	10.00	10.00	10.00
RENITEC TAB. 5 MG.	10TAB.	59.00	59.00	59.00	59.00	59.00	59.00	59.00	59.00	59.00	59.00
CAC. 1000 TAB	BOTTLE	122.00	122.00	122.00	122.00	122.00	122.00	122.00	122.00	122.00	122.00
AMOXIL CAPSOLE 250 MG.S	10CAP.	36.00	36.00	36.00	36.00	36.00	36.00	36.00	36.00	36.00	36.00
CALCIUM SYRUP SANDOZ	BOTTLE	64.00	64.00	64.00	64.00	64.00	64.00	64.00	64.00	64.00	64.00
LEDERPLEX SYRUP	BOTTLE	35.00	35.00	35.00	35.00	35.00	35.00	35.00	35.00	35.00	35.00
SANCOS SYRUP (50 ML.)	BOTTLE	30.00	30.00	30.00	30.00	30.00	30.00	30.00	30.00	30.00	30.00
PHENERGAN SYRUP 120 ML.	BOTTLE	33.00	33.00	33.00	33.00	33.00	33.00	33.00	33.00	33.00	33.00
CALPOL SYRUP 60 ML.	BOTTLE	28.00	28.00	28.00	28.00	28.00	28.00	28.00	28.00	28.00	28.00
HYDRYLLIN SYRUP 120 ML.	BOTTLE	59.00	59.00	59.00	59.00	59.00	59.00	59.00	59.00	59.00	59.00
POLYFAX EYE OINTMENT	TUBE	21.00	21.00	21.00	21.00	21.00	21.00	21.00	21.00	21.00	21.00
BETNESOL EYE DROPS	BOTTLE	33.89	33.89	33.89	33.89	33.89	33.89	33.89	33.89	33.89	33.89
EAR DROPS (CARDISPORINE) ***	BOTTLE	21.00	21.00	21.00	21.00	21.00	21.00	21.00	21.00	21.00	21.00
BETNOVATE-N OINTMENT 5 GMS	TUBE	16.00	16.00	16.00	16.00	16.00	16.00	16.00	16.00	16.00	16.00
BURNOL CREAM 30 GRM	TUBE	16.00	16.00	16.00	16.00	16.00	16.00	16.00	16.00	16.00	16.00
VICKS VAPORUB/BALM	BOTTLE	36.00	36.00	36.00	36.00	36.00	36.00	36.00	36.00	36.00	36.00
GLYCRINE SMALL BOTTLE	BOTTLE	28.00	28.00	22.50	25.00	35.00	25.00	17.00	17.75	17.50	20.00
JOUHAR JOSHANDA	PKT.	7.00	7.00	7.00	7.00	6.00	6.00	7.00	7.00	6.00	6.00
GALXOS-D (450 GRMS)	PKT.	168.75	168.75	168.75	168.75	157.50	157.50	157.50	157.50	151.88	168.75
GRIPE-WATER WOODWARDS	BOTTLE	50.00	50.00	50.00	50.00	50.00	50.00	50.00	50.00	50.00	50.00
SANIPLAST ONE PUTTY	EACH	2.00	2.00	2.00	2.00	2.00	2.00	1.50	1.40	1.40	2.00
O.R.S. (NIMCOL)	PKT.	15.00	15.00	15.00	15.00	17.00	15.00	15.00	15.00	15.00	15.00
DETTOL (MEDIUM)	BOTTLE	46.80	46.80	46.80	46.80	46.80	46.80	46.80	46.80	46.80	46.80
COTTON BANDAGE 2" - 4"	EACH	9.00	9.00	8.00	9.00	8.00	7.00	5.00	5.00	5.00	7.50
THERMOMETER CHINA	EACH	40.00	40.00	40.00	42.50	42.50	40.00	30.00	30.00	40.00	42.50
DOCTOR (MBBS) CLINIC FEE	P/PAT.	166.67	175.00	110.00	125.00	100.00	250.00	75.00	100.00	100.00	90.00
URINE TEST (DR) CHARGES	P/TEST	100.00	108.75	80.00	90.00	100.00	100.00	100.00	100.00	150.00	55.00
BLOOD TEST (CP) CHARGES	P/TEST	265.00	270.00	200.00	250.00	400.00	225.00	300.00	300.00	350.00	225.00
SUGAR TEST (RANDOM/FASTING BOTH) CHARGES	P/TEST	155.00	200.00	170.00	197.50	150.00	110.00	200.00	200.00	200.00	180.00
ECG CHARGES	P/TEST	204.17	266.25	150.00	250.00	275.00	225.00	200.00	200.00	150.00	200.00
X-RAY (CHEST) CHARGES	P/X-RAY	275.00	312.50	275.00	375.00	375.00	300.00	400.00	300.00	200.00	350.00

Contd.

7.11 Intercity Consumer Prices
June, 2014

Description	Unit	Rawal-pindi	Islama-bad	Attock	Jehlum	Lahore	Sahiwal	Gujran-wala	Wazira-bad	Sialkot	Faisal-abad
CAR SUZUKI 800 CC (W/O. A/C)	EACH	649800.00	649800.00	649800.00	649800.00	637000.00	0.00	645000.00	0.00	625000.00	637800.00
CAR SUZUKI 1000 CC	EACH	1058800.00	1058800.00	105880.00	1058800.00	1065000.00	1034000.00	1060000.00	0.00	1067500.00	1052800.00
CAR TOYOTA 1300 CC	EACH	1562000.00	1562000.00	156200.00	1562000.00	1720500.00	1520500.00	1570000.00	0.00	1561500.00	1520500.00
CAR HONDA CIVIC	EACH	2033000.00	2033000.00	2033000.00	2033000.00	2147000.00	1662000.00	2027500.00	0.00	2027500.00	0.00
MOTORCYCLE HONDA CD-70.	EACH	69900.00	69900.00	69900.00	69900.00	69900.00	69900.00	69900.00	69900.00	69000.00	69900.00
MOTORCYCLE YAMAHA 100CC.	EACH	79300.00	79300.00	79300.00	79300.00	79300.00	79300.00	79300.00	79300.00	79300.00	79300.00
MOTOR CYCLE HERO 70 CC	EACH	44500.00	45000.00	46750.00	48000.00	49000.00	47500.00	42500.00	42500.00	45000.00	47500.00
BICYCLE WITH TYRES & TUBES	EACH	7900.00	7900.00	7900.00	7200.00	7000.00	7100.00	7200.00	7000.00	6900.00	7600.00
TYRE CAR WITH TUBE GENERAL	EACH	3275.00	3275.00	3275.00	3450.00	3000.00	3500.00	3300.00	3000.00	3000.00	3650.00
TYRE MOTOR CYCLE WITHOUT TUBE	EACH	1137.50	1137.50	1250.00	1135.00	1420.00	1215.00	1250.00	1200.00	1120.00	1250.00
TYRE CYCLE SPECIFY BRAND NAME	EACH	345.83	355.00	370.00	387.50	330.00	350.00	330.00	330.00	337.50	425.00
TYRE CAR W/O TUBE	EACH	3275.00	3275.00	3275.00	3275.00	2700.00	3200.00	3000.00	2700.00	2900.00	3600.00
PETROL SUPER	LITRE	107.97	107.97	107.97	107.97	107.97	107.97	107.97	107.97	107.97	107.97
HIGH SPEED DIESEL HSD	LITRE	109.34	109.34	109.34	109.34	109.34	109.34	109.34	109.34	109.34	109.34
CNG	K.G.	74.25	74.25	74.25	0.00	66.14	66.14	66.14	66.14	66.14	66.14
GAS CYLINDER STAND. SIZE	EACH	1255.00	1270.00	1320.00	1200.00	1155.00	1250.00	1155.00	1239.00	1320.00	1200.00
MOTOR CYCLE SERVICE CHARGES	EACH	290.00	290.00	290.00	250.00	200.00	145.00	280.00	280.00	175.00	225.00
CAR SERVICE CHARGES	EACH	312.50	325.00	325.00	275.00	300.00	300.00	250.00	250.00	375.00	300.00
TYRE PUNCTURE CHARGES	EACH	50.00	50.00	40.00	55.00	62.50	50.00	50.00	50.00	75.00	70.00
CYCLE OVERHAULING CHARGES	EACH	716.67	725.00	290.00	375.00	319.64	300.00	160.00	200.00	337.50	275.00
CAR TAX FOR 800CC TO 1300CC	YEARLY	1800.00	432.00	1800.00	1800.00	1800.00	1800.00	1800.00	1800.00	1800.00	1800.00
TRAIN FARE ECO. 1-100 KM.	P/KM.	0.71	0.71	0.71	0.71	0.71	0.71	0.71	0.71	0.71	0.71
TRAIN FARE ECO. 101-500 KM.	P/KM.	1.02	1.02	1.02	1.02	1.02	1.02	1.02	1.02	1.02	1.02
TRAIN FARE ECO. > 500 KM.	P/KM.	0.93	0.93	0.93	0.93	0.93	0.93	0.93	0.93	0.93	0.93
TRAIN FARE IST SLP. 1-100KM	P/KM.	2.18	2.18	2.18	2.18	2.18	2.18	2.18	2.18	2.18	2.18
TRAIN FARE IST SLP.101-500 KM	P/KM.	2.69	2.69	2.69	2.69	2.69	2.69	2.69	2.69	2.69	2.69
TRAIN FARE IST SLP. > 500 KM	P/KM.	2.07	2.07	2.07	2.07	2.07	2.07	2.07	2.07	2.07	2.07
TRAIN FARE A/C SLP. 1-100KM.	P/KM	5.99	5.99	5.99	5.99	5.99	5.99	5.99	5.99	5.99	5.99
TRAIN FARE A/C SLP.101-500KM	P/KM.	4.77	4.77	4.77	4.77	4.77	4.77	4.77	4.77	4.77	4.77
TRAIN FARE A/C SLP > 500KM.	P/KM	4.32	4.32	4.32	4.32	4.32	4.32	4.32	4.32	4.32	4.32
PLATEFORM TICKET	EACH	10.00	10.00	10.00	10.00	10.00	10.00	10.00	10.00	10.00	10.00
AUTO RICKSHAW FARES	KM/MIN	65.00	0.00	45.00	75.00	50.00	70.00	60.00	60.00	60.00	65.00
FULL TONGA CHARGES	KM/MIN	0.00	0.00	0.00	0.00	65.00	90.00	50.00	60.00	60.00	75.00
TAXI 4 SEATER FARE	KM/MIN	95.00	95.00	75.00	0.00	100.00	100.00	100.00	100.00	100.00	60.00
BUS FARE MIN (WITHIN CITY)	TICKET	15.50	15.50	0.00	15.50	13.00	0.00	10.00	10.00	0.00	15.00
BUS FARE MAX (WITHIN CIT	TICKET	29.00	29.00	0.00	29.00	26.00	0.00	20.00	10.00	0.00	30.00
BUS FARE OUTSIDE CITY	P/KM.	1.00	1.00	1.00	1.00	1.00	1.00	1.00	1.00	1.00	1.00
A/C BUS FARE OUTSIDE CITY	P/KM.	1.64	1.64	1.64	1.64	2.50	2.00	1.45	1.45	1.11	1.74
MINIBUS FARE MIN.WITH IN CITY	TICKET	15.50	15.50	0.00	0.00	16.00	0.00	10.00	10.00	0.00	0.00
MINIBUS FARE MAX.WITH IN CITY	TICKET	29.00	29.00	0.00	0.00	43.00	0.00	20.00	10.00	0.00	0.00
SUZUKI FARE MIN.WITH IN CITY	TICKET	15.00	15.00	10.00	0.00	15.00	0.00	10.00	0.00	15.00	15.00
SUZUKI FARE MAXIMUM W.IN CITY	TICKET	22.00	22.00	10.00	10.00	27.00	0.00	20.00	0.00	20.00	27.50
AIR FARE ECONOMY CLASS.	P/KM.	18.20	18.20	0.00	0.00	18.20	0.00	0.00	0.00	0.00	18.20
POSTAL ENVELOPE DOMESTIC	EACH	8.00	8.00	8.00	8.00	8.00	8.00	8.00	8.00	8.00	8.00
ENVELOPE FOR SAUDI ARABIA	EACH	50.00	50.00	50.00	50.00	50.00	50.00	50.00	50.00	50.00	50.00
POSTAL REGISTRATION CHARGES	EACH	28.00	28.00	28.00	28.00	28.00	28.00	28.00	28.00	28.00	28.00
U.M.S. REG CHARGES MIN.	EACH	58.00	58.00	58.00	58.00	58.00	58.00	59.00	59.00	58.00	58.00
T.C.S. CH. MIN.WITH IN ZONE	EACH	110.00	110.00	110.00	110.00	110.00	110.00	110.00	110.00	110.00	110.00
TELEPHONE CHARGES LOCAL CALL	P/CALL	3.94	3.94	3.94	3.94	3.94	3.94	3.94	3.94	3.94	3.94
TEL CHARGES OUT SIDE CITY	P/CALL	3.94	3.94	3.94	3.94	3.94	3.94	3.94	3.94	3.94	3.94
INTERNET CHARGES	P/HOUR	27.50	27.50	27.50	50.00	15.00	12.00	20.00	20.00	25.00	22.50
MOBILE CELL CHARGES	P/UNIT	3.00	3.00	3.00	3.00	2.50	3.00	3.00	3.00	3.06	3.00
FAX CHARGES (LOCAL)	P/PAGE	10.00	10.00	10.00	12.50	10.00	20.00	30.00	30.00	10.00	12.50
TELEPHONE SET AV. QLTY	EACH	625.00	725.00	550.00	812.50	550.00	650.00	450.00	475.00	300.00	475.00
MOBILE SET NOKIA/SONY/ERICSON/SAMSUNG WITHOUT CAMERA	EACH	2133.33	2175.00	2125.00	2450.00	2700.00	2200.00	2825.00	4250.00	2600.00	2200.00
T.V. 20" COLORED WEGA H-A21.	EACH	18108.33	18200.00	18100.00	18100.00	20500.00	20500.00	15000.00	18500.00	20000.00	24500.00

Contd.

7.11 Intercity Consumer Prices
June, 2014

Description	Unit	Rawal-pindi	Islama-bad	Attock	Jehlum	Lahore	Sahiwal	Gujran-wala	Wazira-bad	Sialkot	Faisal-abad
T.V 20" COLOR CHINA/KORIA)	EACH	14250.00	14250.00	14250.00	14250.00	6500.00	13500.00	7000.00	7000.00	13500.00	16350.00
V.C.P. PANASONIC/LG/NAT	EACH	5900.00	5900.00	5550.00	5750.00	4200.00	0.00	0.00	0.00	5450.00	5750.00
DVD/VCD PLAYER PANASONIC/LG	EACH	3750.00	3750.00	3550.00	3750.00	6542.86	4500.00	4600.00	4100.00	4500.00	4000.00
RADIO WITH C.PLAYER NATIONAL	EACH	2150.00	2150.00	2150.00	2050.00	1825.00	1800.00	2262.50	2500.00	2250.00	2175.00
PERSONNEL COMPUTER (BRANDED)	EACH	69250.00	69250.00	69250.00	69500.00	53000.00	37000.00	37400.00	37500.00	35000.00	38820.00
VID. CASSETTE BLK. TDK/SONY	EACH	144.17	145.00	135.00	175.00	122.50	155.00	0.00	0.00	100.00	150.00
COM. C.D. (TDK/IMATION)	EACH	56.67	59.38	75.00	75.00	37.14	60.00	35.00	35.00	42.50	67.50
TAPE RECORDER CASSETTE BLANK	EACH	42.50	47.50	42.50	47.50	40.00	65.00	35.00	35.00	30.00	65.00
VIDEO GAME SEGA 16 BYTE	EACH	1150.00	1150.00	1175.00	1050.00	950.00	1650.00	1050.00	0.00	1250.00	1500.00
CINEMA A/C. HIGH CLASS	TICKET	100.00	0.00	0.00	0.00	115.71	0.00	80.00	0.00	40.00	150.00
CINEMA NON-A/C HIGH CLASS	TICKET	50.00	0.00	0.00	0.00	72.86	50.00	60.00	0.00	40.00	100.00
CABLE CHARGES	PER MONT	325.00	325.00	275.00	300.00	275.00	200.00	300.00	300.00	250.00	300.00
TV.LICENCE FEE DOMESTIC	YEARLY	420.00	420.00	420.00	420.00	420.00	420.00	420.00	420.00	420.00	420.00
ENGLISH BOOK CLASS V1	EACH	77.00	77.00	77.00	77.00	77.00	77.00	77.00	77.00	77.00	77.00
ENGLISH BOOK CLASS IX OR X	EACH	129.00	129.00	129.00	129.00	129.00	129.00	129.00	129.00	129.00	129.00
ENG. BOOK IST.YR COMPLETE SET	EACH	82.00	82.00	82.00	82.00	82.00	82.00	82.00	82.00	82.00	82.00
ENGLISH BOOK BA/B.SC	EACH	178.00	178.00	178.00	178.00	178.00	178.00	178.00	178.00	178.00	178.00
URDU BOOK CLASS V (T.B.BORD)	EACH	70.00	70.00	70.00	70.00	70.00	70.00	70.00	70.00	70.00	70.00
URDU BOOK CLASS IX/X(T.B.B)	EACH	137.00	137.00	137.00	137.00	137.00	137.00	137.00	137.00	137.00	137.00
URDU BOOK IST.YEAR/INTER	EACH	51.00	51.00	51.00	51.00	51.00	51.00	51.00	51.00	51.00	51.00
URDU BOOK BA/B.SC	EACH	140.00	140.00	140.00	140.00	140.00	140.00	140.00	140.00	140.00	140.00
MATHS BOOK CALSS V (T.B.B)	EACH	84.00	84.00	84.00	84.00	84.00	84.00	84.00	84.00	84.00	84.00
MATHS BOOK CLASS IX OR X	EACH	236.00	236.00	236.00	236.00	236.00	236.00	236.00	236.00	236.00	236.00
MATHS BOOK IST.YEAR (T.B.B)	EACH	150.00	150.00	150.00	150.00	150.00	150.00	150.00	150.00	150.00	150.00
PAKISTAN STUDIES BOOK BA/B.SC	EACH	125.00	125.00	125.00	125.00	125.00	125.00	125.00	125.00	125.00	125.00
DAILY "DAWN"	P/COPY	19.00	19.00	19.00	19.00	19.00	19.00	19.00	19.00	19.00	19.00
DAILY "JANG"	P/COPY	12.00	12.00	12.00	12.00	12.00	12.00	12.00	12.00	12.00	12.00
DAILY "NAWA-E-WAQT"	P/COPY	12.00	12.00	12.00	12.00	12.00	12.00	12.00	12.00	12.00	12.00
WEEKLY "AKHBAR-E-JAHAN"	P/COPY	55.00	55.00	55.00	55.00	55.00	55.00	55.00	55.00	55.00	55.00
WEEKLY "MAG"	P/COPY	45.00	45.00	45.00	45.00	45.00	45.00	45.00	45.00	45.00	45.00
MONTHLY "NAUNEHAL DIGEST"	P/COPY	35.00	35.00	35.00	35.00	35.00	35.00	35.00	35.00	35.00	35.00
PAPER FOOLSCAPE (27"x17")	QUIRE	57.50	57.50	57.50	55.00	25.00	25.00	30.00	30.00	30.00	45.00
EXERCISE.BOOK LINED 80/100 PGS	EACH	57.50	62.50	57.50	52.50	30.00	35.00	32.50	40.00	80.00	57.50
PENCILGOLDFISH/DEER	EACH	8.00	8.00	8.00	8.00	5.00	6.00	5.00	5.00	7.00	6.00
PEN INK DOLLOR 57 ML BOTTLE	EACH	25.00	25.00	25.00	20.00	20.00	20.00	20.00	20.00	25.00	20.00
PHOTOSTATE PAPER 70 GM	PRT	365.00	365.00	365.00	305.00	292.86	330.00	285.00	280.00	275.00	345.00
BALL PEN (local)	EACH	8.00	8.00	8.00	8.00	6.00	6.00	5.00	5.00	5.00	5.00
FOUNTAIN PEN HERO/WINGS/CHINA	EACH	47.50	47.50	47.50	46.25	45.00	45.00	40.00	40.00	40.00	50.00
PRIVATE SCHOOL FEE ENGLISH MEDIUM AVERAGE STANDARD (CLASS I)	PER MONTH	2854.17	2618.75	712.50	1852.50	1378.57	1800.00	1550.00	1100.00	700.00	1600.00
PRIVATE SCHOOL FEE ENGLISH MEDIUM AVERAGE STANDARD (CLASS V)	PER MONTH	2833.33	2650.00	787.50	1802.50	1571.43	1800.00	1650.00	1300.00	800.00	1800.00
PRIVATE SCHOOL FEE ENGLISH MEDIUM AVERAGE STANDARD (CLASS VI	PER MONTH	2850.00	2925.00	812.50	1822.50	1787.50	1875.00	1800.00	1400.00	900.00	1800.00
PRIVATE SCHOOL FEE ENGLISH MEDIUM AVERAGE STANDARD (CLASS X)	PER MONTH	3070.83	3275.00	962.50	1927.50	2157.14	2050.00	1850.00	1500.00	1000.00	2000.00
PRIVATE MEDICLE COLLEGE FEE MBBS (IST YEAR)	PER MONTH	49527.67	49527.67	49527.67	0.00	27916.00	0.00	0.00	0.00	0.00	25000.00
PRIVATE ENGINEERING COLLEGE FEE (ISTR YEAR)	PER MONTH	11011.50	11011.50	0.00	0.00	19550.00	0.00	0.00	0.00	0.00	0.00
GOVT. COLLEGE FEE IST. YEAR	MONTH	50.00	195.00	50.00	50.00	60.00	50.00	50.00	50.00	50.00	50.00
GOVT. COLLEGE FEE 4TH. YEAR	MONTH	60.00	225.00	60.00	60.00	70.00	60.00	60.00	60.00	60.00	60.00
GOVT. UNIVERSITY FEE MSC.	MONTH	77.50	1000.00	77.50	80.00	97.79	80.00	0.00	77.50	0.00	70.00
GOVT. MED. COLLEGE FEE MBBS	MONTH	873.00	873.00	873.00	0.00	1250.00	1250.00	0.00	873.00	0.00	1250.00
GOVT. ENGG. COLL. FEE I YEAR	MONTH	600.00	600.00	600.00	0.00	750.00	500.00	0.00	1558.00	0.00	3200.00
COACHING FEE FOR CLASS IX/X	PER MONTH	2750.00	2987.50	1550.00	3000.00	1828.57	1400.00	600.00	500.00	550.00	1200.00
COACHING CHARGES FOR CLASS IST YEAR/INTER (SCIENCE)	PER MONTH	3250.00	3450.00	2200.00	3500.00	2821.43	2300.00	1200.00	800.00	1900.00	1700.00
COACHING CHARGES FOR CLASS IST YEAR/INTER (COMMERCE)	PER MONTH	2691.67	3062.50	1900.00	3500.00	2792.86	1300.00	1200.00	800.00	2400.00	1375.00
I.T. TUITION FEES	PER MONTH	1450.00	1487.50	1450.00	3231.25	6066.80	1500.00	4500.00	3900.00	0.00	1550.00
MBA TUITION FEES	PER MONTH	13736.25	13736.25	7250.00	4500.00	15687.50	0.00	7000.00	2000.00	0.00	15000.00
BREAD TANDOORI ST. SIZE	EACH	7.50	7.50	6.50	6.00	6.00	6.00	6.00	6.00	7.00	6.00
COOKED MUTTON (AV. HOTEL)	PLATE	145.83	150.00	190.00	145.00	200.71	150.00	120.00	120.00	125.00	135.00

Contd.

7.11 Intercity Consumer Prices
June, 2014

Description	Unit	Rawal-pindi	Islama-bad	Attock	Jehlum	Lahore	Sahiwal	Gujran-wala	Wazira-bad	Sialkot	Faisal-abad
COOKED BEEF (AV. HOTEL)	PLATE	81.25	83.75	75.00	80.00	78.21	80.00	60.00	60.00	62.50	72.50
COOKED DAL (AV. HOTEL)	PLATE	50.83	56.25	47.50	47.50	50.71	40.00	35.00	35.00	32.50	42.50
CHICKEN BIRYANI FULL/DOUBLE	PLATE	115.00	125.00	145.00	100.00	128.93	130.00	110.00	110.00	120.00	120.00
TEA PREPARED (ORDINARY)	CUP	20.00	20.00	20.00	15.00	19.21	20.00	15.00	15.00	15.00	20.00
HAIRCUT CHARGES FOR MEN	P/CUT	86.25	102.50	75.00	55.00	96.43	80.00	60.00	60.00	50.00	62.50
BEAUTY PORL HAIR STYL CHARGE	P/STY.	341.67	425.00	275.00	375.00	228.57	150.00	350.00	300.00	160.00	212.50
SHAVING CHARGES	PER SHV	49.58	52.50	45.00	40.00	46.43	20.00	40.00	40.00	30.00	32.50
LIPSTICK S.MISS/MEDORA	EACH	110.00	110.00	110.00	110.00	110.00	100.00	110.00	110.00	90.00	110.00
NAIL POLISH S.MISS/MEDORA	EACH	105.00	105.00	105.00	105.00	90.00	95.00	60.00	60.00	52.50	82.50
PERFUME MED.SIZE MEDORA/BROACH	EACH	180.00	180.00	180.00	180.00	180.00	170.00	110.00	110.00	180.00	180.00
HAIR-OIL AMLA/CHAMBELI	BOTTLE	100.00	100.00	110.00	100.00	110.00	110.00	110.00	100.00	100.00	120.00
TOILET SOAP LUX 95 GRAMS	EACH	40.38	40.38	40.38	40.38	40.38	40.38	40.38	40.38	40.38	40.38
TOILET SOAP LIFEBOUY 140 GRM	EACH	36.00	36.00	36.00	36.00	36.00	36.00	36.00	36.00	36.00	36.00
TOILET SOAP SAFEGUARD BATH SIZE	EACH	48.00	48.00	48.00	48.00	48.00	48.00	48.00	48.00	46.00	48.00
TOOTHPASTE MACKLINES 70 GRM	EACH	50.00	50.00	50.00	50.00	50.00	50.00	50.00	50.00	50.00	50.00
TOOTHPAST MED SIZE CLGATE 70 GMS	EACH	60.67	60.67	60.67	60.67	60.67	60.67	56.00	56.00	60.67	60.67
TOOTHBRUSH SHEILD A/PLAUQUE	EACH	22.00	22.00	22.00	22.00	35.00	55.00	50.00	45.00	40.00	60.00
TOOTHPOWDER DENTONIC 90 GRM	EACH	28.00	28.00	28.00	28.00	25.00	25.00	25.00	25.00	25.00	25.00
HAIR-COLOUR BEGIN (6 GMS)	EACH	95.00	95.00	95.00	95.00	95.00	95.00	95.00	95.00	90.00	90.00
HAIR COLOUR (KALAKOLA)	BOTTLE	120.00	120.00	120.00	120.00	120.00	120.00	120.00	120.00	120.00	120.00
FACECREAM PONDS (MEDIUM)	EACH	110.00	110.00	110.00	110.00	110.00	110.00	110.00	110.00	105.00	105.00
TALC POWDER VICE ROAY,B.CAT	EACH	135.00	135.00	135.00	135.00	130.00	130.00	130.00	130.00	120.00	150.00
BLADE TREET ORDINARY 10'S	PKT.	30.00	30.00	30.00	30.00	35.00	32.00	40.00	40.00	30.00	30.00
BLADE 7-O-CLOCK STAIN. 5'S	PKT.	35.00	35.00	35.00	35.00	32.00	30.00	35.00	35.00	30.00	30.00
SHAMPOO SUNSILK/PAINTIN 100 ML	BOTTLE	110.00	110.00	110.00	105.56	110.00	105.56	110.00	110.00	110.00	110.00
BEAUTY CREAM (FAIR & LOVELY)	EACH	60.00	60.00	60.00	60.00	99.00	155.00	155.00	155.00	85.00	65.00
HAIR REMOVING CREAM (EU-CREAM)	TUBE	60.00	60.00	60.00	60.00	65.00	65.00	65.00	65.00	55.00	55.00
GEL MEDIUM SIZE	BOTTLE	102.50	107.50	100.00	127.50	65.00	120.00	65.00	60.00	65.00	95.00
DISPOSABLE RAZOR GILLET-II	EACH	35.00	35.00	35.00	40.00	32.00	40.00	43.00	35.00	35.00	37.50
SHAVING CREAM TOUCH-ME/ADM.	EACH	60.00	60.00	60.00	60.00	55.00	60.00	60.00	60.00	50.00	55.00
GOLD TEZABI 24 CT	10 GM.	40800.00	40800.00	40552.00	40380.00	40850.00	37760.00	40300.00	40300.00	40833.00	40900.00
SILVER TEZABI 24 CT	10 GM.	662.50	662.50	662.50	655.00	620.00	558.00	617.00	617.00	670.00	670.00
ARTIFICIAL JEWELLARY SET	SET	1225.00	1275.00	850.00	625.00	807.14	500.00	800.00	700.00	187.50	575.00
WRIST WATCH GENTS CITIZEN (ORIGINAL) ***	EACH	4900.00	4900.00	4900.00	3750.00	5875.00	4250.00	2500.00	2500.00	2450.00	4750.00
WRIST WATCH LADIES CITIZEN (ORIGINAL) ***	EACH	4900.00	4900.00	4900.00	3750.00	6250.00	4250.00	2500.00	2400.00	2450.00	4750.00
WALL CLOCK QUARTZ AV.QLTY	EACH	520.83	550.00	550.00	275.00	600.00	600.00	487.50	425.00	310.00	450.00
SUITCASE REXIN (24"x16"x6")	EACH	1475.00	1493.75	1250.00	775.00	785.71	1050.00	725.00	775.00	692.50	950.00
TRUNK MEDIUM SIZE ***	EACH	2250.00	2243.75	1975.00	1950.00	2303.57	2000.00	1525.00	1500.00	1325.00	1250.00
PURSE LADIES (LEATHER) AVERAGE QUALITY	EACH	425.00	475.00	375.00	437.50	1021.43	500.00	625.00	600.00	450.00	425.00

7.11 Intercity Consumer Prices
June, 2014

Description	Unit	Jhang	Multan	Muzaffar-garh	D.G. Khan	Vehari	Sargo-dha	Mian-wali	Bahawal-pur	Bahawal-nagar	R.Y. Khan
WHEAT	10 KG.	312.25	315.00	315.00	312.50	305.00	315.00	350.00	320.63	312.50	317.50
WHEAT FLOUR FINE/SUPERIOR.	KG.	40.00	39.00	40.00	40.00	38.00	40.00	42.00	39.50	40.00	40.75
WHEAT FLOUR AVG. QLTY	KG.	38.00	36.00	36.00	36.00	37.00	34.50	39.00	38.50	38.00	38.50
WHEAT FLOUR BAG	10 KG.	370.00	360.00	360.00	360.00	357.50	360.00	390.00	380.00	360.00	360.00
MAIDA	KG.	48.00	47.00	45.50	50.00	50.00	54.00	52.00	50.00	50.00	50.00
SUJI	KG.	48.00	48.00	47.00	50.00	50.00	54.00	52.00	50.00	50.00	50.00
BESAN AV. QLTY.	KG.	65.00	72.50	77.50	80.00	80.00	72.50	80.00	80.00	70.00	70.00
RICE BASMATI SUP. QLTY.	KG.	130.00	139.17	137.50	120.00	135.00	135.00	145.00	135.00	140.00	150.00
RICE BASMATI 385/386	KG.	85.00	82.50	87.50	80.00	87.50	85.00	100.00	120.00	76.00	90.00
RICE BASMATI BROKEN AV.QLTY	KG.	75.00	77.50	67.50	70.00	75.00	65.00	80.00	62.50	55.00	80.00
RICE IRRI-6 (SINDH/PUNJAB)	KG.	45.00	41.00	41.00	40.00	45.00	52.50	60.00	52.50	47.50	40.00
VERMICELLI	KG.	64.00	80.00	80.00	80.00	80.00	60.00	100.00	57.50	80.00	80.00
BREAD PLAIN MEDIUM SIZE	EACH	40.00	45.00	45.00	45.00	40.00	40.00	40.00	45.00	40.00	35.00
RUSK (PAPAY)	KG.	150.00	205.00	190.00	180.00	190.00	180.00	200.00	190.00	190.00	200.00
BISCUITS-PACKED	PKT	35.00	35.00	35.00	35.00	35.00	35.00	35.00	35.00	35.00	35.00
BISCUIT-BAKERY (LOOSE)	250 GM	65.00	90.00	67.50	70.00	75.00	75.00	80.00	85.00	70.00	75.00
CORNFLAKS FAUJI 225 GM.	PKT	166.50	175.50	175.50	166.50	176.40	166.50	166.50	171.00	166.50	176.40
SAMOSA (VEGATABLE)	EACH	15.00	14.33	13.50	10.00	15.00	17.50	20.00	10.00	20.00	14.00
PASTRY AV.QLTY.	EACH	30.00	33.33	22.50	30.00	30.00	30.00	30.00	30.00	30.00	30.00
PATTIES (VEGATABLES)	EACH	20.00	25.83	22.50	20.00	15.00	30.00	30.00	20.00	25.00	25.00
NIMCO	250 GM	65.00	67.50	65.00	60.00	70.00	65.00	80.00	60.00	80.00	75.00
CHIPS	250 GM	100.00	70.83	70.00	65.00	60.00	90.00	80.00	70.00	120.00	128.00
BEEF WITH BONE AV.QLTY.	KG	260.00	275.00	245.00	265.00	250.00	265.00	280.00	265.00	260.00	250.00
MUTTON AV.QLTY.	KG	550.00	570.00	460.00	575.00	450.00	500.00	500.00	562.50	450.00	475.00
CHICKEN FARM BROILER (LIVE)	KG	148.00	157.50	157.50	160.00	140.00	160.00	155.00	150.00	165.00	162.00
FISH-RAHU MEDIUM SIZE	KG	350.00	341.67	340.00	300.00	312.50	265.00	300.00	275.00	220.00	280.00
MILK FRESH (UNBOILED)	LTR.	60.00	70.83	70.00	70.00	57.50	60.00	60.00	60.00	60.00	60.00
CURD	KG.	70.00	80.00	80.00	85.00	67.50	70.00	80.00	67.50	75.00	80.00
MILK TETRA PACK 1/2 LTR.	PKT.	60.00	60.00	60.00	60.00	60.00	60.00	50.00	60.00	60.00	60.00
LACTOGEN 400 GRAMS	PKT.	425.00	425.00	425.00	425.00	425.00	425.00	425.00	425.00	420.00	425.00
POWDER MILK NIDO 400GM.	PKT	350.00	350.00	350.00	325.00	350.00	350.00	345.00	350.00	350.00	350.00
MILK POWDER LOOSE/PACKED	KG.	400.00	550.00	530.00	640.00	580.00	525.00	425.00	475.00	550.00	550.00
BUTTER LOCAL PACKED	50 GM.	30.00	27.00	27.00	30.00	25.00	30.00	40.00	35.00	15.00	27.00
EGGS FARM	DOZ	70.00	72.50	72.50	75.00	79.00	75.00	72.00	76.00	71.00	76.00
MUSTARD OIL AV.QLTY.	KG.	160.00	172.50	180.00	175.00	175.00	190.00	180.00	160.00	160.00	200.00
COOKING OIL (DALDA)	2.5LTR	540.00	540.00	540.00	530.00	540.00	500.00	540.00	540.00	540.00	530.00
COOKING OIL (PAKWAN) OTHER BRAND SPECIFY	2.5 LTR	515.00	540.00	540.00	545.00	540.00	440.00	540.00	535.00	540.00	530.00
VEGETABLE GHEE TIN	2.5KG.	500.00	510.00	510.00	495.00	510.00	500.00	510.00	510.00	510.00	510.00
VEGETABLE GHEE (LOOSE)	KG.	165.00	160.00	160.00	160.00	194.00	150.00	180.00	160.00	150.00	160.00
DATES AV.QLTY.	KG.	160.00	155.83	162.50	130.00	190.00	140.00	180.00	190.00	200.00	150.00
PISTACHIO AV.QLTY.	50 GM.	80.00	124.17	125.00	120.00	150.00	145.00	90.00	105.00	100.00	110.00
ALMONDS WHOLE AV.QLTY.	KG.	480.00	356.67	335.00	450.00	512.50	450.00	400.00	425.00	550.00	530.00
COCONUT DRY AV.QLTY.	KG.	280.00	322.50	320.00	310.00	230.00	280.00	280.00	272.50	300.00	320.00
RAISINS AV.QLTY.	50 GM.	20.00	17.00	18.50	15.00	19.00	17.50	20.00	23.00	15.00	16.00
GROUNDNUTS (WITH SHELL)	KG.	160.00	161.67	165.00	120.00	125.00	160.00	200.00	230.00	120.00	170.00
MALTA/MOSAMBI	DOZ	0.00	0.00	0.00	0.00	0.00	0.00	0.00	0.00	0.00	0.00
KINNU	DOZ	0.00	0.00	0.00	0.00	0.00	0.00	0.00	0.00	0.00	0.00
APPLE	KG	140.00	190.00	175.00	120.00	200.00	80.00	100.00	115.00	150.00	90.00
ALOO BUKHARA	KG	120.00	170.00	160.00	160.00	190.00	120.00	150.00	210.00	160.00	160.00
POMEGRANATE (ANNAR)	KG	0.00	0.00	0.00	0.00	0.00	0.00	0.00	0.00	0.00	0.00
GRAPES	KG	0.00	0.00	0.00	0.00	0.00	0.00	0.00	0.00	0.00	0.00
BANANAS	DOZ	75.00	105.00	105.00	100.00	75.00	90.00	90.00	110.00	100.00	100.00
MANGO KALMI	KG	90.00	83.33	80.00	80.00	80.00	75.00	80.00	90.00	70.00	80.00
GUAVA	KG	0.00	0.00	0.00	0.00	0.00	0.00	0.00	0.00	0.00	0.00

Contd.

7.11 Intercity Consumer Prices
June, 2014

Description	Unit	Jhang	Multan	Muzaffar-garh	D.G. Khan	Vehari	Sargo-dha	Mian-wali	Bahawal-pur	Bahawal-nagar	R.Y. Khan
WATERMELON (TURBOOZ)	KG	12.50	20.83	22.50	22.50	17.50	17.50	10.00	22.50	20.00	20.00
MUSKMELON (KHARBOOZA)	KG	25.00	37.50	37.50	40.00	30.00	27.50	30.00	55.00	30.00	30.00
SWEETMELON (GARMA)	KG	0.00	0.00	0.00	0.00	0.00	0.00	0.00	0.00	0.00	0.00
PULSE MASOOR (WHOLE)	KG.	100.00	107.50	117.50	100.00	115.00	110.00	160.00	110.00	120.00	110.00
PULSE MASOOR (WASHED)	KG.	140.00	122.50	127.50	110.00	125.00	140.00	180.00	120.00	120.00	110.00
PULSE MOONG (WASHED)	KG.	170.00	162.50	162.50	160.00	170.00	150.00	170.00	160.00	140.00	160.00
PULSE MASH (WASHED)	KG.	140.00	147.50	147.50	140.00	165.00	152.50	140.00	160.00	140.00	145.00
PULSE GRAM	KG.	60.00	68.33	67.50	70.00	72.50	62.50	68.00	70.00	67.50	68.00
GRAM WHOLE BLACK AV QLTY.	KG.	60.00	67.50	67.50	65.00	62.50	67.50	60.00	65.00	65.00	68.00
GRAM WHOLE YELLOW AV.QLTY	KG.	80.00	104.17	115.00	100.00	125.00	110.00	100.00	130.00	105.00	110.00
BEANS (LAL LOBIA)	KG.	130.00	180.00	190.00	180.00	190.00	170.00	180.00	150.00	120.00	180.00
POTATOES	KG	55.00	67.50	67.50	65.00	77.50	55.00	50.00	57.50	50.00	55.00
ONION	KG	27.50	22.50	22.50	30.00	25.00	27.50	30.00	27.50	25.00	24.00
TURNIP	KG	0.00	0.00	0.00	0.00	0.00	0.00	0.00	0.00	0.00	0.00
RADISH	KG	0.00	0.00	0.00	0.00	0.00	0.00	0.00	0.00	0.00	0.00
TOMATOES	KG	17.50	36.67	37.50	60.00	40.00	27.50	25.00	42.50	50.00	30.00
CABBAGE	KG	0.00	0.00	0.00	0.00	0.00	0.00	0.00	0.00	0.00	0.00
CAULIFLOWER	KG	0.00	0.00	0.00	0.00	0.00	0.00	0.00	0.00	0.00	0.00
BRINJAL	KG	22.50	35.00	17.50	40.00	20.00	20.00	20.00	20.00	20.00	22.00
PUMPKIN	KG	12.50	22.50	22.50	20.00	15.00	15.00	45.00	22.50	17.50	14.00
BOTTLEGOURD	KG	17.50	27.50	22.50	20.00	17.50	45.00	20.00	22.50	20.00	16.00
LADY FINGER	KG	37.50	42.50	47.50	30.00	20.00	67.50	40.00	37.50	25.00	30.00
PEAS	KG	0.00	0.00	0.00	0.00	0.00	0.00	0.00	0.00	0.00	0.00
SPINACH	KG	0.00	0.00	0.00	0.00	0.00	0.00	0.00	0.00	0.00	0.00
TINDA	KG	32.50	60.00	62.50	50.00	40.00	55.00	30.00	52.50	50.00	50.00
TURAI	KG	35.00	37.50	35.00	30.00	30.00	55.00	30.00	32.50	20.00	30.00
KARAILA	KG	17.50	24.17	22.50	30.00	30.00	20.00	25.00	27.50	30.00	30.00
ARVI	KG	70.00	76.50	75.00	70.00	70.00	75.00	100.00	77.50	80.00	65.00
CHILLIES GREEN	KG	25.00	33.33	27.50	40.00	19.00	40.00	30.00	32.50	40.00	40.00
CARROT	KG	0.00	0.00	0.00	0.00	0.00	0.00	0.00	0.00	0.00	0.00
COCUMBER (KHEERA)	KG	27.50	62.50	57.50	60.00	30.00	27.50	30.00	70.00	30.00	40.00
LEMON	250GM	35.00	37.50	27.50	40.00	45.00	60.00	30.00	25.00	30.00	30.00
SUGAR REFINED	KG.	54.00	53.50	53.50	52.00	54.00	54.00	54.00	54.00	52.50	52.00
GUR AV.QLTY	KG.	80.00	70.00	77.50	70.00	70.00	72.50	90.00	72.50	65.00	70.00
HONEY LANGANESE 500 GM.	BOTTLE	840.00	800.00	550.00	925.00	867.50	790.00	710.00	850.00	850.00	750.00
MILO 200 GM.	BOTTLE	167.00	200.00	200.00	200.00	200.00	200.00	220.00	220.00	220.00	220.00
CUSTARD POWDER RAFHAN 300 GM.	PKT	75.00	75.00	75.00	75.00	75.00	75.00	70.00	75.00	70.00	70.00
TOFFEE (HILAL)	EACH	2.00	1.00	1.00	1.00	2.00	2.00	1.00	1.00	2.00	2.00
CHOWKELATE CANDY (SMALL SIZE)	EACH	5.00	5.00	5.00	5.00	5.00	5.00	5.00	5.00	5.00	5.00
SWEETMEAT (MIXED)	KG	240.00	291.67	280.00	280.00	260.00	250.00	300.00	335.00	260.00	320.00
ICE CREAM WALLS	CUP.	40.00	40.00	40.00	40.00	40.00	40.00	40.00	40.00	40.00	40.00
ICE	KG	10.00	2.50	2.50	6.00	7.50	10.00	10.00	7.50	10.00	10.00
JAM AHMED/MITCHELLES	BOTTLE	120.00	120.00	120.00	130.00	135.00	125.00	120.00	130.00	130.00	130.00
SQUASH-MITCHELLES	BOTTLE	140.00	150.00	150.00	150.00	135.00	150.00	150.00	155.00	150.00	150.00
ROOH AFZA	BOTTLE	140.00	140.00	140.00	145.00	140.00	150.00	150.00	140.00	140.00	145.00
JAM-E-SHIREEN	BOTTLE	145.00	150.00	150.00	150.00	150.00	150.00	150.00	150.00	150.00	145.00
SAUNF	50 GM	15.00	15.67	19.00	10.00	19.00	15.00	15.00	22.00	15.00	12.00
CINAMON LOOSE AV. QLTY	50 GM.	30.00	15.17	19.00	15.00	20.00	27.50	20.00	20.00	20.00	20.00
CUMINSEED WHITE NATIONAL	50 GM.	52.00	52.00	52.00	52.00	52.00	50.00	50.00	52.00	54.00	54.00
PEPPER BLACK NATIONAL	50 GM.	96.00	96.00	96.00	96.00	96.00	96.00	96.00	96.00	96.00	96.00
CLOVES LOOSE AV.QLTY	50 GM.	80.00	99.17	97.50	80.00	95.00	135.00	90.00	105.00	100.00	92.50
CARDAMOM LARGE LOOSE AV.QLTY	50 GM.	140.00	141.67	147.50	140.00	140.00	150.00	120.00	127.50	125.00	140.00
CARDAMOM SMALL AV.QLTY	50 GM.	100.00	89.17	105.00	70.00	130.00	125.00	120.00	115.00	90.00	100.00
SALT-POWDERED (LAHORI) LOOSE	KG.	6.00	9.00	9.00	10.00	11.00	9.00	10.00	10.00	10.00	10.00

Contd.

7.11 Intercity Consumer Prices
June, 2014

Description	Unit	Jhang	Multan	Muzaffar-garh	D.G. Khan	Vehari	Sargo-dha	Mian-wali	Bahawal-pur	Bahawal-nagar	R.Y. Khan
SALT POWDERED (NATIONAL/SHAN)	PKT	25.00	25.00	25.00	25.00	25.00	25.00	25.00	25.00	25.00	25.00
CHILLIES POWD.NATIONAL 200GM	PKT	105.00	105.00	105.00	105.00	105.00	105.00	105.00	105.00	105.00	105.00
CHILLIES POWDER LOOS	KG.	200.00	230.00	230.00	240.00	230.00	250.00	320.00	210.00	280.00	260.00
CORRIANDER SEED POWD.NATIONAL	PKT	78.00	88.00	88.00	78.00	78.00	78.00	78.00	88.00	78.00	78.00
CORRIANDER SEED (LOOSE)	KG.	240.00	255.00	250.00	240.00	240.00	260.00	270.00	245.00	250.00	280.00
TURMERIC POWD.NATIONAL 50GM	PKT.	35.00	35.00	35.00	35.00	35.00	35.00	35.00	35.00	35.00	35.00
CURRY POWD. NATIONAL 200 GM	PKT.	87.00	86.00	86.00	86.00	87.00	87.00	87.00	87.00	86.00	87.00
TOMATO KETCHUP AHMED/MITCHL	BOTTLE	80.00	80.00	80.00	80.00	85.00	75.00	75.00	70.00	80.00	95.00
PICKLES AHMED/MITCHELLES	BOTTLE	90.00	95.00	95.00	90.00	110.00	95.00	100.00	105.00	100.00	110.00
VINEGAR SYNTHETIC (SIRKA)	BOTTLE	80.00	75.00	75.00	80.00	80.00	50.00	60.00	50.00	80.00	80.00
GARLIC	KG	85.00	87.50	90.00	100.00	100.00	87.50	120.00	100.00	100.00	80.00
GINGER	KG	280.00	325.00	330.00	300.00	360.00	310.00	290.00	320.00	260.00	350.00
TAPAL DANEDAR TEA 200GM PACKET	PKT	113.68	113.68	113.68	113.68	113.68	113.68	113.68	113.68	113.68	113.68
TEA LIPTON YELLOW LABEL 200GM.	PKT.	124.21	124.21	124.21	124.21	124.21	124.21	124.21	124.21	124.21	124.21
TEA LOOSE KENYA AV.QLTY 250GM.	PKT.	115.00	104.17	112.50	120.00	120.00	130.00	150.00	132.50	100.00	125.00
COFFEE-NESCAFE 75 GM. **	BOTTLE	330.00	320.00	320.00	330.00	300.00	325.00	320.00	300.00	355.00	355.00
COLD DRINK (STANDARD SIZ)	BOTTLE	22.00	20.00	20.00	25.00	22.00	23.50	25.00	22.00	25.00	25.00
FRUIT JUICE TETRA PACK	PKT.	18.00	15.00	15.00	15.00	15.00	20.00	20.00	15.00	15.00	15.00
MINERAL WATER NESTLE 1.5 LTR	BOTTLE	50.00	45.00	45.00	45.00	50.00	45.00	50.00	45.00	50.00	50.00
CIGARETTES K-2 10'S **	PKT	50.00	40.67	43.00	43.00	43.00	45.00	47.00	43.00	45.00	45.00
CIGARETTES CAPSTAN 10'S **	PKT	50.00	44.00	47.00	47.00	47.00	50.00	50.00	47.00	50.00	50.00
CIGARETTES GOLD LEAF 20'S	PKT	100.00	92.00	96.00	96.00	96.00	100.00	100.00	96.00	100.00	100.00
CIGARETTES MORVEN GOLD 20'S	PKT	50.00	44.00	47.00	47.00	47.00	50.00	50.00	47.00	50.00	50.00
BETEL LEAVES	50GM.	60.00	62.50	55.00	60.00	87.50	55.00	75.00	105.00	50.00	60.00
BETEL NUTS	KG.	380.00	255.00	255.00	225.00	255.00	275.00	290.00	270.00	270.00	250.00
LONG CLOTH 57" GUL AHMED/AL-KARAM	METER	360.00	250.00	250.00	237.50	165.00	200.00	200.00	180.00	270.00	270.00
SHIRTING AV.QLTY.	METER	300.00	210.00	190.00	175.00	155.00	140.00	150.00	115.00	175.00	175.00
PANT CLOTH W & WEAR AV.QLTY	METER	400.00	342.50	342.50	325.00	412.50	425.00	400.00	525.00	550.00	475.00
LAWN PRINTED GUL AHMED/AL-KARAM	METER	360.00	290.00	270.00	237.50	175.00	360.00	200.00	366.00	360.00	360.00
GEORGETTE AV.QLTY	METER	350.00	108.00	115.00	125.00	145.00	175.00	105.00	110.00	220.00	225.00
LINEN AV.QLTY ***	METER	250.00	230.00	210.00	125.00	160.00	135.00	140.00	125.00	220.00	240.00
HEAVY WT SUITING LAWERNCPUR AVG QLTY	METER	1600.00	1200.00	1200.00	1200.00	1200.00	950.00	950.00	1425.00	1500.00	1300.00
HEAVY WT SUITING LAWERNCPUR SUP QLTY	METER	1800.00	1950.00	1950.00	1950.00	1950.00	1200.00	1200.00	2050.00	2000.00	1600.00
TROPICAL SUITING LAW.PUR	METER	1600.00	1200.00	1200.00	700.00	800.00	950.00	950.00	1250.00	1400.00	1100.00
PANT BOY 24"/26" LENGTH.	EACH	550.00	380.00	365.00	550.00	525.00	400.00	350.00	462.50	550.00	400.00
SHIRT BOY 24"/26" LENGTH	EACH	450.00	310.00	290.00	350.00	275.00	275.00	255.00	387.50	400.00	400.00
SCHOOL UNI. PANT,SHIRT BOYS	SUIT	700.00	573.33	525.00	650.00	412.50	462.50	600.00	725.00	750.00	800.00
SCHOOL UNI. KAMEEZ,SHAL.BOYS	SUIT	750.00	518.00	675.00	750.00	412.50	550.00	600.00	725.00	750.00	700.00
SCHOOL UNI. KAMEEZ,SHAL.GIRL	SUIT	700.00	516.67	675.00	750.00	412.50	530.00	650.00	687.50	750.00	750.00
FROCK W/WEAR GIRLS	EACH	1200.00	1200.00	1650.00	900.00	625.00	925.00	1000.00	1950.00	1300.00	990.00
AWAMI-SUIT W & W(BOY) 24"/26	SUIT	1100.00	775.00	775.00	950.00	587.50	750.00	1200.00	775.00	1400.00	1000.00
AWAMI-SUIT W&W (GENTS)AV.QLTY	SUIT	1350.00	935.00	1275.00	1450.00	1150.00	1750.00	1300.00	1150.00	1500.00	1385.00
PULLOVER GENTS OXFORD/BON.	EACH	2880.00	2830.00	2830.00	2600.00	3275.00	3400.00	2300.00	2550.00	2880.00	2880.00
PULLOVER LADIES OXFORD/BON.	EACH	2300.00	2450.00	2450.00	2500.00	3275.00	2500.00	2300.00	2380.00	2795.00	2795.00
PULLOVER (GENTS) OTHERS A.QTY	EACH	600.00	941.67	825.00	500.00	575.00	875.00	800.00	950.00	1400.00	800.00
SECOND-HAND COAT FOR MEN	EACH	500.00	375.00	375.00	200.00	200.00	150.00	420.00	1050.00	500.00	425.00
SECONDHAND SWEETER FOR MEN DUP QLTY	EACH	150.00	212.50	175.00	50.00	95.00	150.00	150.00	425.00	200.00	175.00
SECONDHAND WINTER JACKET	EACH	500.00	265.00	262.50	150.00	212.50	250.00	300.00	650.00	400.00	325.00
UNDERWEAR AV.QLTY MEDIUM SIZE	EACH	120.00	148.33	145.00	135.00	87.50	120.00	150.00	110.00	200.00	200.00
VEST FOR MEN AV.QLTY.	EACH	130.00	126.67	145.00	110.00	115.00	110.00	150.00	182.50	200.00	200.00
VEST/SHAMEEZ (WOMEN) AVG. QLTY	EACH	180.00	159.17	135.00	155.00	95.00	90.00	150.00	162.50	200.00	150.00
SOCKS NYLON (PAKISTANI)	PAIR	70.00	92.50	82.50	90.00	77.50	110.00	100.00	115.00	100.00	95.00
BRASSIER AV.QLTY.	EACH	220.00	149.17	87.50	135.00	95.00	110.00	200.00	160.00	210.00	210.00
BRASSIER SUP QLTY	EACH	525.00	310.00	210.00	350.00	225.00	425.00	360.00	387.50	550.00	595.00

Contd.

7.11 Intercity Consumer Prices
June, 2014

Description	Unit	Jhang	Multan	Muzaffar-garh	D.G. Khan	Vehari	Sargo-dha	Mian-wali	Bahawal-pur	Bahawal-nagar	R.Y. Khan
DOPATTA GEORGETTE AV.QLTY.	EACH	400.00	216.67	210.00	250.00	325.00	225.00	200.00	310.00	400.00	412.50
DOPATTA COTTON AV GLTY	EACH	200.00	210.00	205.00	250.00	195.00	250.00	180.00	337.50	400.00	250.00
CHADDAR (W/WEAR) (2x2.5 MTR)	EACH	500.00	375.00	475.00	375.00	375.00	350.00	300.00	425.00	650.00	450.00
LUNGI/DHOTI(COTTON) AVG. QLTY	EACH	350.00	208.33	265.00	325.00	245.00	275.00	295.00	287.50	400.00	300.00
HANDKERCHIEF AVG. QLTY PAK	EACH	50.00	40.00	42.50	50.00	30.00	35.00	40.00	32.50	50.00	35.00
HANDKERCHIEF SUP. QLTY PAK	EACH	80.00	52.50	57.50	72.50	60.00	50.00	60.00	72.50	70.00	60.00
GLOVES AV QLTY	PAIR	60.00	96.67	95.00	150.00	72.50	90.00	115.00	115.00	100.00	95.00
AZARBAND COTTON AVG. QLTY	EACH	15.00	13.00	13.50	20.00	15.00	17.50	15.00	13.50	15.00	15.00
SEWING THREAD/REEL(ASLI PARI)	EACH	7.00	7.00	10.00	5.00	12.00	6.50	6.00	5.00	6.00	6.00
WASHING CHARGES PAINT & SHIRT	SUIT	100.00	106.67	100.00	60.00	100.00	90.00	140.00	115.00	70.00	70.00
DRY CLEANING SUIT COAT PANT	SUIT	300.00	278.00	262.50	250.00	325.00	300.00	390.00	487.50	350.00	250.00
WASHING CH. (KAMIZ-SHALWAR)	PAIR	70.00	73.33	70.00	60.00	80.00	70.00	70.00	85.00	60.00	60.00
TAILORING SHIRT	EACH	300.00	358.33	275.00	325.00	325.00	375.00	300.00	425.00	300.00	400.00
TAILORING CHARGES PANT (MEN)	EACH	500.00	470.00	425.00	750.00	512.50	600.00	400.00	475.00	500.00	450.00
TAILORING COAT-PANT SUIT	SUIT	3500.00	3450.00	3350.00	3250.00	3650.00	3000.00	3050.00	4900.00	4000.00	4000.00
TAILORING AWAMI-SUIT (MALE)	SUIT	450.00	475.00	400.00	500.00	425.00	425.00	450.00	475.00	400.00	550.00
TAILORING SUIT FEMALE	SUIT	450.00	335.00	325.00	500.00	337.50	500.00	300.00	475.00	350.00	475.00
GENTS SHOES PAUL BATA	PAIR	1199.00	1199.00	1199.00	1199.00	1199.00	1199.00	1199.00	1199.00	1199.00	1199.00
GENTS SANDAL BATA	PAIR	699.00	699.00	699.00	699.00	699.00	699.00	699.00	699.00	699.00	699.00
GENTS SPOUNG CHAPPAL BATA	PAIR	179.00	179.00	179.00	179.00	179.00	179.00	179.00	179.00	179.00	179.00
LADIES SANDAL BATA	PAIR	499.00	499.00	499.00	499.00	499.00	499.00	499.00	499.00	499.00	499.00
LADIES SPOUNG CHAPPAL BATA	PAIR	179.00	179.00	179.00	179.00	179.00	179.00	179.00	179.00	179.00	179.00
CHILD SHOE POWER LITE BATA	PAIR	599.00	599.00	599.00	599.00	599.00	599.00	599.00	599.00	599.00	599.00
GENTS SHOE, ART 1109 SERVICE	PAIR	999.00	999.00	999.00	999.00	999.00	999.00	999.00	999.00	999.00	999.00
NYLON JOGGER 27 SIZE 2-5 ***	PAIR	1299.00	1299.00	1299.00	1299.00	1299.00	1299.00	1299.00	1299.00	1299.00	1299.00
CHINA FOOT WEAR AV. QLTY (MALE) *	PAIR	800.00	516.67	525.00	450.00	675.00	550.00	400.00	1100.00	500.00	500.00
CHINA FOOT WEAR AV. QLTY (FEMALE) *	PAIR	700.00	325.00	325.00	325.00	325.00	450.00	400.00	1050.00	400.00	400.00
CHINA FOOT WEAR AV. QLTY (CHILDREN) *	PAIR	500.00	275.00	225.00	275.00	262.50	375.00	400.00	825.00	400.00	400.00
SHOE REPAIR HALF SOLE	PAIR	100.00	126.67	72.50	75.00	55.00	150.00	80.00	110.00	100.00	80.00
SHOES POLISH CHARGES AVERAGE SHOP	PAIR	20.00	17.50	17.50	20.00	15.00	17.50	15.00	20.00	20.00	20.00
HOUSE RENT (combined)	MONTH	4194.00	6054.00	4287.00	3726.00	4366.00	5444.00	3300.00	6696.00	4121.00	3505.00
rent 2	pm	4194.00	6054.00	4287.00	3726.00	4366.00	5444.00	3300.00	6696.00	4121.00	3505.00
RENT3	PM	4194.00	6054.00	4287.00	3726.00	4366.00	5444.00	3300.00	6696.00	4121.00	3505.00
RENT4	PM	4194.00	6054.00	4287.00	3726.00	4366.00	5444.00	3300.00	6696.00	4121.00	3505.00
RENT5	PM	4194.00	6054.00	4287.00	3726.00	4366.00	5444.00	3300.00	6696.00	4121.00	3505.00
RENT6	PM	4194.00	6054.00	4287.00	3726.00	4366.00	5444.00	3300.00	6696.00	4121.00	3505.00
SYNTHETIC ENEMAL ROBIALAC BALTI 3.64 LTR.	EACH	1850.00	2083.00	2083.00	1590.00	2083.00	1947.74	1700.00	2087.00	1966.00	1966.00
SYNTHETIC ENEMAL ICI BALTI 3.64 LTR.	EACH	1850.00	2077.00	2077.00	1749.00	2077.00	1938.84	1950.00	2080.00	2076.00	2076.00
CEMENT (LOCAL) SPECIFY BRAND NAME	BAG	515.00	505.00	505.00	505.00	500.00	505.00	500.00	517.50	505.00	520.00
BRICKS (NEW) IST CLASS	P/1000	5500.00	6000.00	5200.00	4750.00	4500.00	5700.00	4800.00	4900.00	4000.00	5500.00
CEMENT BLOCKS (6"x8"x12")	P/100	0.00	0.00	0.00	0.00	0.00	0.00	0.00	0.00	0.00	0.00
BAJREE	100CFT	3600.00	4800.00	3100.00	2500.00	5650.00	2900.00	2500.00	5250.00	5500.00	5750.00
SAND (BLACK PIT SAND)	K100CFT	2300.00	1800.00	1600.00	1800.00	1600.00	1550.00	2500.00	2000.00	2050.00	1600.00
TIMBER SHESHAM LOG IST QUALITY	cubmt.	38846.00	71000.00	52965.00	52900.00	42377.00	63566.00	44000.00	45909.50	56496.00	56494.00
IRON BAR (M.S. BAR) 1/2"	P/TON	76000.00	75500.00	75500.00	76000.00	81000.00	75500.00	77500.00	80500.00	78000.00	76750.00
CARPANTER WAGE RATE	P/DAY	800.00	725.00	625.00	725.00	575.00	575.00	800.00	575.00	600.00	700.00
MASON (RAJ) WAGE RATE	P/DAY	800.00	700.00	675.00	725.00	600.00	700.00	800.00	625.00	625.00	700.00
UNSKILLED LABOUR WAGE RATE	P/DAY	400.00	400.00	375.00	400.00	350.00	400.00	400.00	375.00	350.00	400.00
PLUMBER WAGE RSTE	P/DAY	800.00	725.00	675.00	725.00	575.00	600.00	800.00	575.00	600.00	700.00
ELECTICIAN WAGE RATE PER DAY **	P/DAY	800.00	0.00	0.00	0.00	575.00	600.00	800.00	0.00	600.00	0.00
ELECTICIAN WAGE RATE PER POINT **	P/PNT	85.00	90.00	70.00	60.00	70.00	110.00	100.00	95.00	100.00	70.00
WATER CHARGES PER HOUSE	P/MONTH	60.00	100.00	0.00	75.00	50.00	25.00	65.00	60.00	50.00	50.00
ELECT.CHARGES UPTO 50 UNITS	P/UNIT	2.00	2.00	2.00	2.00	2.00	2.00	2.00	2.00	2.00	2.00
ELECT.CHARGES 01 - 100 UNIT	P/UNIT	5.79	5.79	5.79	5.79	5.79	5.79	5.79	5.79	5.79	5.79

Contd.

7.11 Intercity Consumer Prices
June, 2014

Description	Unit	Jhang	Multan	Muzaffar-garh	D.G. Khan	Vehari	Sargo-dha	Mian-wali	Bahawal-pur	Bahawal-nagar	R.Y. Khan
ELECT.CHARGES 101 - 300 UNIT	P/UNIT	9.70	9.70	9.70	9.70	9.70	9.70	9.70	9.70	9.70	9.70
ELECT.CHARGES 301 - 1000 UNIT	P/UNIT	15.27	15.27	15.27	15.27	15.27	15.27	15.27	15.27	15.27	15.27
ELECT.CHARGES ABOVE 1000 UNIT	P/UNIT	17.41	17.41	17.41	17.41	17.41	17.41	17.41	17.41	17.41	17.41
ELEC	PM	10.03	10.03	10.03	10.03	10.03	10.03	10.03	10.03	10.03	10.03
GAS CHRG upto 3.3719 MMBUT	MMBTU	124.18	124.18	124.18	124.18	0.00	124.18	0.00	124.18	0.00	124.18
GAS CHRG 3.3719 - 6.7438 MMBUT	MMBTU	248.37	248.37	248.37	248.37	0.00	248.37	0.00	248.37	0.00	248.37
GAS CHRG 6.7438 - 10.1157 MMBUT	MMBTU	248.37	248.37	248.37	248.37	0.00	248.45	0.00	248.37	0.00	248.37
GAS CHRG10.1157 - 13.4876 MMBUT	MMBTU	620.91	620.91	620.91	620.91	0.00	620.91	0.00	620.91	0.00	620.91
GAS	PM	620.91	620.91	620.91	620.91	0.00	620.91	0.00	620.91	0.00	620.91
GAS	PM	372.55	372.55	372.55	372.55	0.00	372.55	0.00	372.55	0.00	372.55
KEROSENE OIL	LTR	110.00	115.50	120.00	110.00	120.00	110.00	125.00	119.00	120.00	120.00
FIREWOOD WHOLE	40 KG.	500.00	545.00	525.00	450.00	490.00	475.00	300.00	565.00	560.00	550.00
CHAIR SHESHAM WOOD WITH ARMS **	EACH	1800.00	1450.00	1450.00	1500.00	1900.00	2000.00	1800.00	2650.00	2300.00	1400.00
CHAIR PLASTIC (CHAIRMAN) AVERAGE QUALITY	EACH	725.00	675.00	650.00	550.00	650.00	800.00	800.00	1150.00	750.00	850.00
TABLE SHESHAM WOOD (4X2X5") ***	EACH	3200.00	4033.33	4250.00	3000.00	3000.00	3750.00	3600.00	7550.00	10000.00	6000.00
SOFASET WOODEN WITH FOAM SEAT **	SET	18000.00	13500.00	12250.00	16000.00	14500.00	18000.00	15000.00	26750.00	16000.00	20000.00
COT IRON (WITH NIWAR)AV.QLTY.	EACH	2100.00	1850.00	1750.00	1550.00	1450.00	1900.00	1700.00	3450.00	2200.00	2000.00
ALMIRAH (STEEL) 6'X3' 20 GUAGE	EACH	8000.00	6700.00	6750.00	9000.00	12000.00	10750.00	8300.00	13750.00	12000.00	7500.00
DINNING TABLE 6 CHAIRS A.QLTY	SET	25000.00	18250.00	16500.00	19500.00	21000.00	23500.00	12000.00	27500.00	22000.00	25000.00
SINGLE BED WITHOUT FOAM MED.	EACH	7000.00	5625.00	4900.00	4750.00	5000.00	5500.00	4000.00	8750.00	6500.00	5000.00
MATRESS SINGLE(4"THICK)	EACH	5240.00	5000.00	5050.00	5100.00	5100.00	4900.00	4500.00	5700.00	5700.00	5700.00
FARSHI DARI 12'X9' AV.QLTY	EACH	2500.00	1200.00	1300.00	1000.00	1175.00	1250.00	1500.00	1950.00	1300.00	1300.00
DARI COTTON (6'x2 1/2') AV.QL	EACH	450.00	450.00	600.00	400.00	325.00	550.00	725.00	1550.00	1200.00	450.00
CARPET PLAIN AV. QLTY	SQFT.	35.00	31.83	30.00	25.00	29.00	37.50	55.00	27.50	42.00	35.00
QUILT (LIHAF) 3 KG. COTTON	EACH	1200.00	956.25	725.00	500.00	775.00	1400.00	1000.00	1250.00	1200.00	600.00
BLANKET (90" x 54")	EACH	3500.00	3750.00	3750.00	1800.00	3750.00	4250.00	3200.00	4900.00	4000.00	3500.00
BEDSHEET SINGLE BED SUP.QLTY	EACH	700.00	633.33	525.00	550.00	625.00	650.00	450.00	1350.00	800.00	450.00
BED SHEET DOUBLE WITH TWO PILLOW COVERS SUP QLTY	SET	1200.00	1258.33	1150.00	900.00	1225.00	1350.00	850.00	2150.00	2000.00	1800.00
TOWEL(3'x2') AV. QALTY	EACH	250.00	242.00	235.00	200.00	275.00	190.00	280.00	187.50	300.00	300.00
CELING FAN 48" SUPER QLTY **	EACH	2850.00	3095.00	3095.00	3095.00	3095.00	3400.00	3350.00	2550.00	3095.00	2800.00
PEDESTAL FAN 22" SUPER QLTY	EACH	4200.00	4870.00	4750.00	4600.00	4750.00	4000.00	3500.00	3775.00	4720.00	3850.00
REFG. DAWLENCE 10 CFT. D.DOOR	EACH	29800.00	29600.00	29600.00	31500.00	29400.00	33000.00	28000.00	30500.00	31500.00	30000.00
D-FREEZER WAVES 8 CFT.	EACH	30800.00	28900.00	28900.00	27000.00	28900.00	28500.00	25000.00	30500.00	28600.00	31000.00
AIRCONDITIONER 1.5 TON PEL	EACH	41500.00	40000.00	40000.00	42000.00	35000.00	35000.00	41000.00	38500.00	38500.00	41000.00
SPLIT AIR CONDITIONER 1.5 TON (SPECIFY BRAND NAME)	EACH	48000.00	48000.00	48000.00	49500.00	43000.00	41000.00	41000.00	45000.00	47000.00	43000.00
AIRCOOLER SUPER ASIA	EACH	13500.00	13000.00	13000.00	14500.00	13400.00	13250.00	10000.00	14600.00	15500.00	11000.00
WASHING MACHINE SINGER	EACH	15450.00	15600.00	15600.00	15650.00	15500.00	15900.00	15000.00	15700.00	15450.00	14700.00
SEWING MACHINE(SINGER)	EACH	5800.00	5860.00	6400.00	6400.00	6210.00	5810.00	5210.00	5250.00	5750.00	6260.00
GIZER LARGE SIZE 30 GALLON CAPACITY SUP QLTY	EACH	19500.00	19400.00	19400.00	19400.00	19400.00	19000.00	12500.00	14025.00	16000.00	19900.00
GAS BURNER DOUBLE SPFY.BRAND	EACH	2000.00	1475.00	1425.00	1300.00	1250.00	1750.00	1550.00	1750.00	2200.00	1500.00
ELECT. IRON PHILIPS MDL.1120	EACH	1500.00	2100.00	1600.00	2100.00	1500.00	2500.00	1600.00	1300.00	2000.00	2100.00
ELECTRIC JUICER FOR APPLE	EACH	7875.00	8400.00	8200.00	3600.00	8250.00	4250.00	6375.00	4700.00	6000.00	4500.00
S.STEEL DEGHCHI MEDIUM SIZE ***	EACH	400.00	767.50	400.00	350.00	737.50	425.00	525.00	1150.00	550.00	570.00
ALUMINIUM COOKING PAN (DEGCHI) MED SIZE	EACH	550.00	296.25	285.00	350.00	565.00	475.00	500.00	1050.00	1300.00	1500.00
NON STICK COOKING PAN (DEGCHI) SUP. QLTY	EACH	800.00	765.31	650.00	800.00	765.00	725.00	750.00	1500.00	1400.00	1450.00
FRYING PAN STEEL AVG. QLTY MED. SIZE	EACH	400.00	295.00	195.00	300.00	255.00	225.00	350.00	700.00	550.00	570.00
TAWA IORN (MEDIUM SIZE) AVG. QLTY	EACH	275.00	185.00	225.00	200.00	210.00	237.50	350.00	325.00	350.00	235.00
S.STEEL PLATE A.QLTY.(M.SIZE)	EACH	80.00	75.00	55.00	60.00	72.50	65.00	90.00	95.00	70.00	75.00
TABLE SPOON S.STEEL SUP.QLTY.	DOZEN	320.00	275.83	245.00	350.00	390.00	375.00	300.00	587.50	450.00	360.00
WATER SET JUG+6 GLASSES (OMROC)	SET	380.00	380.00	410.00	350.00	330.00	800.00	400.00	625.00	400.00	410.00
TEA SET PAK. CHINAWARE 21 PCS.	SET	2000.00	1637.50	1825.00	2000.00	2050.00	1900.00	1500.00	2150.00	1750.00	1950.00
DINNER SET PLASTIC 72 PIECES SUPERIOR QLTY	SET	4200.00	4675.00	4750.00	5250.00	5500.00	5250.00	3550.00	6750.00	7800.00	7800.00
HOTPOT SET PLASTIC 3 PCS.	SET	1350.00	1275.00	1050.00	1600.00	1425.00	1300.00	1200.00	2050.00	1200.00	1250.00
BUCKET(BALTI) PLASTIC MED.SIZ	EACH	300.00	290.00	255.00	350.00	312.50	375.00	250.00	462.50	370.00	220.00

Contd.

7.11 Intercity Consumer Prices
June, 2014

Description	Unit	Jhang	Multan	Muzaffar-garh	D.G. Khan	Vehari	Sargo-dha	Mian-wali	Bahawal-pur	Bahawal-nagar	R.Y. Khan
LOTA PLASTIC (MED SIZE) AVERAGE QUALITY	EACH	50.00	46.67	55.00	50.00	52.50	45.00	60.00	55.00	80.00	50.00
PRESURE COOKER 4 LTR.	EACH	1540.00	1650.00	1650.00	1000.00	1575.00	1200.00	1225.00	2100.00	1540.00	1580.00
WATER COOLER 9/10 LTR.PLASTIC ***	EACH	800.00	513.00	525.00	600.00	575.00	675.00	750.00	925.00	600.00	480.00
THERMOS STARVAC 1 LTR	EACH	425.00	391.00	390.00	370.00	462.50	450.00	400.00	600.00	450.00	240.00
BULB PHILIPS 100-WATTS	EACH	30.00	30.00	30.00	30.00	30.00	27.50	25.00	30.00	28.00	27.50
TUBE LIGHT PHILIPS 40 WATTS	EACH	95.00	100.00	100.00	95.00	99.00	100.00	100.00	100.00	100.00	100.00
ELECTRIC BLUBS "0" WATTE LOCAL	EACH	20.00	20.00	20.00	20.00	20.00	20.00	20.00	20.00	25.00	22.50
ELECTRIC BLUB ENERGY SAVER 14 WATTS	EACH	140.00	165.00	165.00	165.00	170.00	165.00	150.00	175.00	165.00	170.00
WASHING SOAP 250 GMS SPECIFY BRAND NAME	EACH	20.00	22.00	20.00	25.00	40.00	38.00	35.00	40.00	40.00	40.00
SURF EXCEL 400 GMS POLY BAG	EACH	125.00	125.00	125.00	125.00	125.00	125.00	125.00	125.00	125.00	125.00
WASHING POWDER 1000 GRM	EACH	185.00	185.00	185.00	185.00	185.00	185.00	185.00	185.00	185.00	185.00
WASHING POWDER (WHEEL/ BONUS) 100 GRAMS	EACH	95.00	95.00	95.00	90.00	95.00	95.00	95.00	95.00	95.00	95.00
CLEANSER POWDER VIM 1000 GM	PKT.	72.22	72.22	72.22	72.22	72.22	66.67	72.22	72.22	72.22	72.22
FINIS 500 ML	BOTTLE	185.00	185.00	185.00	195.00	150.00	195.00	155.00	237.50	175.00	175.00
PHNYLE TYPHONE/FINIS/CARRANITE 3 LITRES	BOTTLE	130.00	150.00	150.00	150.00	145.00	145.00	165.00	150.00	140.00	155.00
HARPIC	BOTTLE	130.00	130.00	130.00	130.00	130.00	125.00	125.00	130.00	130.00	130.00
BOOT POLISH CHERRY/KIWI 50ML	EACH	88.89	100.00	100.00	100.00	100.00	90.00	100.00	100.00	100.00	100.00
ROBIN BLUE (35 GRAMS)	PKT.	45.00	45.00	45.00	45.00	45.00	40.00	45.00	45.00	40.00	45.00
TISSU PAPER PERFUMED 100 PCS.	PKT	90.00	95.00	95.00	90.00	90.00	105.00	110.00	90.00	110.00	95.00
TOILET PAPER ROLL (R.PETEL)	P/ROLL	38.00	38.00	38.00	35.00	35.00	38.00	35.00	38.00	35.00	38.00
BOOT POLISH LIQUID CHEERY BLOSSOM KIWI 75 ML	BOTTLE	140.00	140.00	140.00	135.00	140.00	130.00	120.00	120.00	120.00	135.00
MATCH BOX SMALL	EACH	2.00	1.50	1.50	2.00	2.00	2.00	2.00	2.00	2.00	2.00
DRY CELL 1.5 VOLT(LOCAL)	EACH	25.00	25.00	25.00	20.00	25.00	22.50	25.00	20.00	25.00	25.00
HAND STITCHING NEEDLE M.SIZE	PACKET	10.00	10.00	10.00	5.00	10.00	10.00	9.00	5.50	6.00	6.00
SEWING MACHINE NEEDLE (SINGER)	EACH	6.00	8.60	8.60	5.00	5.00	5.00	5.00	5.00	8.50	8.50
HOUSEHOLD SERVANT FEMALE P/T	P/MNTH	2200.00	1500.00	1200.00	1350.00	1500.00	3000.00	2000.00	1900.00	1800.00	1000.00
MARRIAGE HALL WITH FURNITURE	P/HEAD	150.00	84.17	72.50	110.00	95.00	150.00	60.00	90.00	105.00	70.00
SEPTRAN TABLETS	10TAB.	15.00	15.00	15.00	15.00	15.00	15.00	15.00	15.00	15.00	15.00
BRUFEN TABS 200-MG.	10TAB.	10.00	10.00	10.00	10.00	10.00	10.00	10.00	10.00	10.00	10.00
PANADOL TAB. EXTRA/PLAIN	10TAB.	10.00	10.00	10.00	10.00	10.00	10.00	10.00	10.00	10.00	10.00
DISPRIN TAB.	10TAB.	10.00	10.00	10.00	10.00	10.00	10.00	10.00	10.00	10.00	10.00
TRISIL TAB.	10 TAB	10.00	10.00	10.00	10.00	10.00	10.00	10.00	10.00	10.00	10.00
FLAGYL TAB. 200 MG.	10TAB.	10.00	10.00	10.00	10.00	10.00	10.00	10.00	10.00	10.00	10.00
VENTOLIN TAB. 2MG.	10TAB.	9.00	9.00	9.00	9.00	9.00	9.00	9.00	9.00	9.00	9.00
DAONIL TAB. 5 MG.	10TAB.	17.00	17.00	17.00	17.00	17.00	17.00	17.00	17.00	17.00	17.00
ENTOX TAB.	10TAB.	10.00	10.00	10.00	10.00	10.00	10.00	10.00	10.00	10.00	10.00
RENITEC TAB. 5 MG.	10TAB.	59.00	59.00	59.00	59.00	59.00	59.00	59.00	59.00	59.00	59.00
CAC. 1000 TAB	BOTTLE	122.00	122.00	122.00	122.00	122.00	122.00	122.00	122.00	122.00	122.00
AMOXIL CAPSOLE 250 MG.S	10CAP.	36.00	36.00	36.00	36.00	36.00	36.00	36.00	36.00	36.00	36.00
CALCIUM SYRUP SANDOZ	BOTTLE	64.00	64.00	64.00	64.00	64.00	64.00	64.00	64.00	64.00	64.00
LEDERPLEX SYRUP	BOTTLE	35.00	35.00	35.00	35.00	35.00	35.00	35.00	35.00	35.00	35.00
SANCOS SYRUP (50 ML.)	BOTTLE	30.00	30.00	30.00	30.00	30.00	30.00	30.00	30.00	30.00	30.00
PHENERGAN SYRUP 120 ML.	BOTTLE	33.00	33.00	33.00	33.00	33.00	33.00	33.00	33.00	33.00	33.00
CALPOL SYRUP 60 ML.	BOTTLE	28.00	28.00	28.00	28.00	28.00	28.00	28.00	28.00	28.00	28.00
HYDRYLLIN SYRUP 120 ML.	BOTTLE	59.00	59.00	59.00	59.00	59.00	59.00	59.00	59.00	59.00	59.00
POLYFAX EYE OINTMENT	TUBE	21.00	21.00	21.00	21.00	21.00	21.00	21.00	21.00	21.00	21.00
BETNESOL EYE DROPS	BOTTLE	33.89	33.89	33.89	33.89	33.89	33.89	33.89	33.89	33.89	33.89
EAR DROPS (CARDISPORINE) ***	BOTTLE	21.00	21.00	21.00	21.00	21.00	21.00	21.00	21.00	21.00	21.00
BETNOVATE-N OINTMENT 5 GMS	TUBE	16.00	16.00	16.00	16.00	16.00	16.00	16.00	16.00	16.00	16.00
BURNOL CREAM 30 GRM	TUBE	16.00	16.00	16.00	16.00	16.00	16.00	16.00	16.00	16.00	16.00
VICKS VAPORUB/BALM	BOTTLE	36.00	36.00	36.00	36.00	36.00	36.00	36.00	36.00	36.00	36.00
GLYCRINE SMALL BOTTLE	BOTTLE	30.00	18.00	18.00	20.00	15.00	20.00	25.00	20.00	25.00	20.00
JOUHAR JOSHANDA	PKT.	6.00	7.00	7.00	6.00	7.00	6.00	6.00	6.00	6.00	6.00
GALXOS-D (450 GRMS)	PKT.	168.75	168.75	168.75	151.88	157.50	157.50	151.88	168.75	151.88	151.88

Contd.

7.11 Intercity Consumer Prices
June, 2014

Description	Unit	Jhang	Multan	Muzaffar-garh	D.G. Khan	Vehari	Sargo-dha	Mian-wali	Bahawal-pur	Bahawal-nagar	R.Y. Khan
GRIPE-WATER WOODWARDS	BOTTLE	50.00	50.00	50.00	50.00	50.00	50.00	50.00	50.00	50.00	50.00
SANIPLAST ONE PUTTY	EACH	2.00	1.40	1.40	1.40	2.00	2.00	2.00	2.00	1.50	1.50
O.R.S. (NIMCOL)	PKT.	15.00	17.00	17.00	17.00	15.00	15.00	15.00	17.00	15.00	15.00
DETTOL (MEDIUM)	BOTTLE	46.80	46.80	46.80	46.80	46.80	46.80	46.80	46.80	46.80	46.80
COTTON BANDAGE 2" - 4"	EACH	8.25	7.00	10.00	7.00	8.00	5.00	10.00	8.00	8.00	8.00
THERMOMETER CHINA	EACH	35.00	42.50	57.50	40.00	45.00	45.00	50.00	45.00	40.00	40.00
DOCTOR (MBBS) CLINIC FEE	P/PAT.	300.00	100.00	100.00	100.00	100.00	150.00	300.00	200.00	200.00	250.00
URINE TEST (DR) CHARGES	P/TEST	50.00	68.75	55.00	70.00	50.00	45.00	60.00	90.00	50.00	60.00
BLOOD TEST (CP) CHARGES	P/TEST	200.00	290.00	225.00	200.00	237.50	175.00	210.00	225.00	120.00	100.00
SUGAR TEST (RANDOM/FASTING BOTH) CHARGES	P/TEST	120.00	122.50	100.00	100.00	60.00	90.00	120.00	120.00	100.00	150.00
ECG CHARGES	P/TEST	200.00	300.00	110.00	250.00	150.00	225.00	225.00	175.00	150.00	150.00
X-RAY (CHEST) CHARGES	P/X-RAY	350.00	250.00	185.00	300.00	200.00	275.00	300.00	200.00	200.00	200.00
CAR SUZUKI 800 CC (W/O. A/C)	EACH	630000.00	646300.00	0.00	636800.00	641800.00	625000.00	625000.00	640800.00	645000.00	640000.00
CAR SUZUKI 1000 CC	EACH	0.00	1056300.00	0.00	1050000.00	1061800.00	1050000.00	1050000.00	1050800.00	1040000.00	1070000.00
CAR TOYOTA 1300 CC	EACH	1705000.00	1610500.00	0.00	1570000.00	0.00	1589500.00	1441000.00	1558000.00	1570000.00	1620000.00
CAR HONDA CIVIC	EACH	0.00	2032000.00	0.00	0.00	0.00	2057000.00	0.00	0.00	2125000.00	2150000.00
MOTORCYCLE HONDA CD-70.	EACH	69900.00	69900.00	69900.00	69900.00	69900.00	69900.00	68500.00	69900.00	69900.00	69900.00
MOTORCYCLE YAMAHA 100CC.	EACH	79300.00	80000.00	80000.00	79300.00	79500.00	79500.00	79500.00	80500.00	84500.00	85000.00
MOTOR CYCLE HERO 70 CC	EACH	44500.00	47500.00	0.00	44000.00	43000.00	42500.00	44500.00	47500.00	50000.00	48500.00
7	EACH	8200.00	7500.00	7500.00	7500.00	7550.00	7250.00	7500.00	7350.00	7650.00	7500.00
TYRE CAR WITH TUBE GENERAL	EACH	4300.00	2800.00	2900.00	2800.00	3800.00	3750.00	3200.00	3800.00	3000.00	2950.00
TYRE MOTOR CYCLE WITHOUT TUBE	EACH	1250.00	970.00	990.00	850.00	1165.00	1150.00	1250.00	1283.00	1300.00	1230.00
TYRE CYCLE SPECIFY BRAND NAME	EACH	360.00	365.00	370.00	320.00	372.50	400.00	350.00	350.00	350.00	360.00
TYRE CAR W/O TUBE	EACH	4000.00	2800.00	0.00	2800.00	2965.00	3250.00	2800.00	4200.00	2800.00	2950.00
PETROL SUPER	LITRE	107.97	107.97	107.97	107.97	107.97	107.97	107.97	107.97	107.97	107.97
HIGH SPEED DIESEL HSD	LITRE	109.34	109.34	109.34	109.34	109.34	109.34	109.34	109.34	109.36	109.34
CNG	K.G.	0.00	66.14	66.14	0.00	0.00	0.00	0.00	0.00	0.00	66.14
GAS CYLINDER STAND. SIZE	EACH	1150.00	1200.00	1265.00	1200.00	1150.00	1200.00	1400.00	1320.00	1230.00	1350.00
MOTOR CYCLE SERVICE CHARGES	EACH	270.00	230.00	225.00	200.00	190.00	275.00	300.00	225.00	250.00	250.00
CAR SERVICE CHARGES	EACH	250.00	275.00	225.00	225.00	250.00	325.00	400.00	275.00	250.00	250.00
TYRE PUNCTURE CHARGES	EACH	50.00	70.00	65.00	30.00	45.00	50.00	50.00	55.00	80.00	50.00
CYCLE OVERHAULING CHARGES	EACH	400.00	280.83	290.00	275.00	195.00	350.00	350.00	200.00	300.00	150.00
CAR TAX FOR 800CC TO 1300CC	YEARLY	1800.00	1800.00	1800.00	2400.00	1800.00	1800.00	1800.00	1800.00	1800.00	1800.00
TRAIN FARE ECO. 1-100 KM.	P/KM.	0.71	0.71	0.71	0.71	0.71	0.71	0.71	0.71	0.00	0.71
TRAIN FARE ECO. 101-500 KM.	P/KM.	1.02	1.02	1.02	1.02	1.02	1.02	1.02	1.02	0.00	1.02
TRAIN FARE ECO. > 500 KM.	P/KM.	0.93	0.93	0.93	0.93	0.93	0.93	0.93	0.93	0.00	0.93
TRAIN FARE IST SLP. 1-100KM	P/KM.	2.18	2.18	2.18	2.18	2.18	2.18	2.18	2.18	0.00	2.18
TRAIN FARE IST SLP.101-500 KM	P/KM.	2.69	2.69	2.69	2.69	2.69	2.69	2.69	2.69	0.00	2.69
TRAIN FARE IST SLP. > 500 KM	P/KM.	2.07	2.07	2.07	2.07	2.07	2.07	2.07	2.07	0.00	2.07
TRAIN FARE A/C SLP. 1-100KM.	P/KM	5.99	5.99	5.99	5.99	5.99	5.99	5.99	5.99	0.00	5.99
TRAIN FARE A/C SLP.101-500KM	P/KM.	4.77	4.77	4.77	4.77	4.77	4.77	4.77	4.77	0.00	4.77
TRAIN FARE A/C SLP > 500KM.	P/KM	4.32	4.32	4.32	4.32	4.32	4.32	4.32	4.32	0.00	4.32
PLATEFORM TICKET	EACH	10.00	10.00	10.00	10.00	10.00	10.00	10.00	10.00	0.00	10.00
AUTO RICKSHAW FARES	KM/MIN	40.00	30.00	30.00	80.00	35.00	60.00	75.00	80.00	50.00	50.00
FULL TONGA CHARGES	KM/MIN	80.00	49.38	50.00	56.00	0.00	0.00	75.00	70.00	0.00	0.00
TAXI 4 SEATER FARE	KM/MIN	100.00	100.00	100.00	50.00	50.00	50.00	50.00	60.00	100.00	100.00
BUS FARE MIN (WITHIN CITY)	TICKET	0.00	13.00	0.00	0.00	0.00	15.00	0.00	0.00	0.00	0.00
BUS FARE MAX (WITHIN CIT	TICKET	0.00	26.00	0.00	0.00	0.00	27.50	0.00	0.00	0.00	25.00
BUS FARE OUTSIDE CITY	P/KM.	1.00	1.00	1.00	1.00	1.00	1.00	1.00	1.00	1.00	1.00
A/C BUS FARE OUTSIDE CITY	P/KM.	1.63	1.40	1.40	1.40	1.45	2.00	1.30	1.62	1.80	1.80
MINIBUS FARE MIN.WITH IN CITY	TICKET	0.00	13.00	0.00	0.00	0.00	0.00	0.00	0.00	0.00	0.00
MINIBUS FARE MAX.WITH IN CITY	TICKET	0.00	26.00	0.00	0.00	0.00	0.00	0.00	0.00	0.00	0.00
SUZUKI FARE MIN.WITH IN CITY	TICKET	15.00	13.00	0.00	8.00	0.00	13.50	15.00	10.00	15.00	0.00
SUZUKI FARE MAXIMUM W.IN CITY	TICKET	20.00	26.00	0.00	8.00	0.00	17.50	25.00	20.00	30.00	0.00

Contd.

7.11 Intercity Consumer Prices
June, 2014

Description	Unit	Jhang	Multan	Muzaffar-garh	D.G. Khan	Vehari	Sargo-dha	Mian-wali	Bahawal-pur	Bahawal-nagar	R.Y. Khan
AIR FARE ECONOMY CLASS.	P/KM.	0.00	18.20	0.00	0.00	0.00	0.00	0.00	0.00	0.00	0.00
POSTAL ENVELOPE DOMESTIC	EACH	8.00	8.00	8.00	8.00	8.00	8.00	8.00	8.00	8.00	8.00
ENVELOPE FOR SAUDI ARABIA	EACH	50.00	50.00	50.00	50.00	50.00	50.00	50.00	50.00	50.00	50.00
POSTAL REGISTRATION CHARGES	EACH	28.00	28.00	28.00	28.00	28.00	28.00	28.00	28.00	28.00	28.00
U.M.S. REG CHARGES MIN.	EACH	58.00	58.00	58.00	58.00	59.00	58.00	58.00	59.00	58.00	58.00
T.C.S. CH. MIN.WITH IN ZONE	EACH	110.00	110.00	110.00	110.00	110.00	110.00	110.00	110.00	110.00	110.00
TELEPHONE CHARGES LOCAL CALL	P/CALL	3.94	3.94	3.94	3.94	3.94	3.94	3.94	3.94	3.94	3.94
TEL CHARGES OUT SIDE CITY	P/CALL	3.94	3.94	3.94	3.94	3.94	3.94	3.94	3.94	3.94	3.94
INTERNET CHARGES	P/HOUR	40.00	17.50	17.50	20.00	40.00	50.00	45.00	40.00	27.50	27.50
MOBILE CELL CHARGES	P/UNIT	3.00	3.00	4.00	3.00	3.00	3.00	3.00	4.50	2.50	3.06
FAX CHARGES (LOCAL)	P/PAGE	30.00	10.00	15.00	15.00	15.00	20.00	15.00	10.00	17.50	17.50
TELEPHONE SET AV. QLTY	EACH	900.00	775.00	450.00	900.00	975.00	825.00	525.00	1150.00	800.00	650.00
MOBILE SET NOKIA/SONY/ERICSON/SAMSUNG WITHOUT CAMERA	EACH	2600.00	3200.00	3200.00	2600.00	3200.00	2150.00	3000.00	5200.00	3650.00	3650.00
T.V. 20" COLORED WEGA H-A21.	EACH	16500.00	23500.00	23500.00	23500.00	19000.00	22000.00	23250.00	23800.00	18000.00	17500.00
T.V 20" COLOR CHINA/KORIA)	EACH	11900.00	14500.00	15000.00	14900.00	6650.00	6850.00	14250.00	15300.00	13000.00	12000.00
V.C.P. PANASONIC/LG/NAT	EACH	0.00	5000.00	0.00	5000.00	0.00	0.00	6500.00	5500.00	5000.00	0.00
DVD/VCD PLAYER PANASONIC/LG	EACH	4000.00	4420.00	4200.00	4000.00	4100.00	0.00	4500.00	4950.00	5000.00	5500.00
RADIO WITH C.PLAYER NATIONAL	EACH	1650.00	3333.33	0.00	3000.00	1500.00	4500.00	3000.00	2100.00	1800.00	1250.00
PERSONNEL COMPUTER (BRANDED)	EACH	45000.00	48200.00	48200.00	35000.00	40000.00	25000.00	43250.00	35000.00	66000.00	50000.00
VID. CASSETTE BLK. TDK/SONY	EACH	0.00	180.00	170.00	150.00	165.00	165.00	150.00	200.00	180.00	100.00
COM. C.D. (TDK/IMATION)	EACH	40.00	60.00	50.00	60.00	95.00	45.00	30.00	45.00	50.00	35.00
TAPE RECORDER CASSETTE BLANK	EACH	60.00	50.00	42.50	40.00	75.00	50.00	50.00	55.00	50.00	40.00
VIDEO GAME SEGA 16 BYTE	EACH	1150.00	1300.00	0.00	1600.00	1050.00	0.00	1500.00	1650.00	1150.00	1150.00
CINEMA A/C. HIGH CLASS	TICKET	0.00	150.00	0.00	0.00	0.00	100.00	0.00	0.00	0.00	0.00
CINEMA NON-A/C HIGH CLASS	TICKET	50.00	80.00	40.00	35.00	0.00	0.00	0.00	35.00	0.00	30.00
CABLE CHARGES	PER MONT	300.00	300.00	250.00	350.00	300.00	250.00	250.00	275.00	300.00	250.00
TV.LICENCE FEE DOMESTIC	YEARLY	420.00	420.00	420.00	420.00	420.00	420.00	420.00	420.00	420.00	420.00
ENGLISH BOOK CLASS V1	EACH	77.00	77.00	77.00	77.00	77.00	77.00	77.00	77.00	77.00	77.00
ENGLISH BOOK CLASS IX OR X	EACH	129.00	129.00	129.00	129.00	129.00	129.00	129.00	129.00	129.00	129.00
ENG. BOOK IST.YR COMPLETE SET	EACH	82.00	82.00	82.00	82.00	82.00	82.00	82.00	82.00	82.00	82.00
ENGLISH BOOK BA/B.SC	EACH	178.00	178.00	178.00	178.00	178.00	178.00	178.00	178.00	178.00	178.00
URDU BOOK CLASS V (T.B.BORD)	EACH	70.00	70.00	70.00	70.00	70.00	70.00	70.00	70.00	70.00	70.00
URDU BOOK CLASS IX/X(T.B.B)	EACH	137.00	137.00	137.00	137.00	137.00	137.00	137.00	137.00	137.00	137.00
URDU BOOK IST.YEAR/INTER	EACH	51.00	51.00	51.00	51.00	51.00	51.00	51.00	51.00	51.00	51.00
URDU BOOK BA/B.SC	EACH	140.00	140.00	140.00	140.00	140.00	140.00	140.00	140.00	140.00	140.00
MATHS BOOK CALSS V (T.B.B)	EACH	84.00	84.00	84.00	84.00	84.00	84.00	84.00	84.00	84.00	84.00
MATHS BOOK CLASS IX OR X	EACH	236.00	236.00	236.00	236.00	236.00	236.00	236.00	236.00	236.00	236.00
MATHS BOOK IST.YEAR (T.B.B)	EACH	150.00	150.00	150.00	150.00	150.00	150.00	150.00	150.00	150.00	150.00
PAKISTAN STUDIES BOOK BA/B.SC	EACH	125.00	125.00	125.00	125.00	125.00	125.00	125.00	125.00	125.00	125.00
DAILY "DAWN"	P/COPY	19.00	19.00	19.00	19.00	19.00	19.00	19.00	19.00	19.00	19.00
DAILY "JANG"	P/COPY	12.00	12.00	12.00	12.00	12.00	12.00	12.00	12.00	12.00	12.00
DAILY "NAWA-E-WAQT"	P/COPY	12.00	12.00	12.00	12.00	12.00	12.00	12.00	12.00	12.00	12.00
WEEKLY "AKHBAR-E-JAHAN"	P/COPY	55.00	55.00	55.00	55.00	55.00	55.00	55.00	55.00	55.00	55.00
WEEKLY "MAG"	P/COPY	45.00	45.00	45.00	45.00	45.00	45.00	45.00	45.00	45.00	45.00
MONTHLY "NAUNEHAL DIGEST"	P/COPY	35.00	35.00	35.00	35.00	35.00	35.00	35.00	35.00	35.00	35.00
PAPER FOOLSCAPE (27"x17")	QUIRE	55.00	37.50	32.50	27.50	47.50	55.00	45.00	27.50	30.00	50.00
EXERCISE.BOOK LINED 80/100 PGS	EACH	60.00	32.50	27.50	27.50	42.50	60.00	45.00	70.00	70.00	70.00
PENCILGOLDFISH/DEER	EACH	6.00	6.50	6.00	6.00	6.00	6.00	6.00	5.00	7.00	7.00
PEN INK DOLLOR 57 ML BOTTLE	EACH	20.00	20.00	20.00	20.00	20.00	20.00	20.00	20.00	20.00	25.00
PHOTOSTATE PAPER 70 GM	PRT	325.00	268.33	330.00	360.00	295.00	365.00	310.00	280.00	350.00	350.00
BALL PEN (local)	EACH	6.00	5.50	6.00	6.00	5.00	7.00	6.00	5.00	8.00	7.00
FOUNTAIN PEN HERO/WINGS/CHINA	EACH	50.00	45.00	37.50	35.00	45.00	47.50	40.00	45.00	50.00	50.00

Contd.

7.11 Intercity Consumer Prices
June, 2014

Description	Unit	Jhang	Multan	Muzaffar-garh	D.G. Khan	Vehari	Sargo-dha	Mian-wali	Bahawal-pur	Bahawal-nagar	R.Y. Khan
PRIVATE SCHOOL FEE ENGLISH MEDIUM AVG. STAND. (CLASS I)	PER MONTH	1275.00	1733.33	687.50	1300.00	1125.00	800.00	800.00	2920.00	875.00	1000.00
PRIVATE SCHOOL FEE ENGLISH MEDIUM AVG. STAND (CLASS V)	PER MONTH	1275.00	1808.33	812.50	1350.00	1125.00	1100.00	1000.00	2945.00	1087.50	1400.00
PRIVATE SCHOOL FEE ENGLISH MEDIUM AVG. STAND (CLASS VI	PER MONTH	1400.00	1866.67	900.00	1400.00	1350.00	1200.00	1300.00	2995.00	1125.00	1500.00
PRIVATE SCHOOL FEE ENGLISH MEDIUM AVG. STAND (CLASS X)	PER MONTH	1500.00	2200.00	1150.00	2250.00	1425.00	1500.00	1800.00	3150.00	1650.00	1700.00
PRIVATE MEDICLE COLLEGE FEE MBBS (IST YEAR)	PER MONTH	0.00	0.00	0.00	0.00	0.00	0.00	0.00	0.00	0.00	0.00
PRIVATE ENGINEERING COLLEGE FEE (ISTR YEAR)	PER MONTH	0.00	0.00	0.00	0.00	0.00	0.00	0.00	0.00	0.00	0.00
GOVT. COLLEGE FEE IST. YEAR	MONTH	50.00	50.00	50.00	50.00	50.00	50.00	50.00	50.00	50.00	50.00
GOVT. COLLEGE FEE 4TH. YEAR	MONTH	60.00	60.00	60.00	60.00	60.00	60.00	60.00	60.00	60.00	60.00
GOVT. UNIVERSITY FEE MSC.	MONTH	115.00	217.00	217.00	210.00	183.33	80.00	100.00	110.00	0.00	110.00
GOVT. MED. COLLEGE FEE MBBS	MONTH	0.00	999.00	873.00	1250.00	0.00	0.00	0.00	1289.00	0.00	1050.00
GOVT. ENGG. COLL. FEE I YEAR	MONTH	0.00	833.00	500.00	0.00	0.00	600.00	0.00	2000.00	0.00	500.00
COACHING FEE FOR CLASS IX/X	PER MONTH	1200.00	800.00	500.00	500.00	1200.00	400.00	1500.00	1500.00	1100.00	500.00
COACHING CHARGES FOR CLASS IST YEAR/INTER (SCIENCE)	PER MONTH	1800.00	1200.00	900.00	1500.00	1800.00	900.00	2500.00	1750.00	1500.00	700.00
COACHING CHARGES FOR CLASS IST YEAR/INTER (COMMERCE)	PER MONTH	1800.00	1133.33	900.00	1000.00	1500.00	600.00	1000.00	1500.00	1500.00	600.00
I.T. TUITION FEES	PER MONTH	1000.00	1133.00	0.00	2000.00	2583.00	1250.00	0.00	2417.00	0.00	2000.00
MBA TUITION FEES	PER MONTH	0.00	6250.00	0.00	2000.00	2583.00	0.00	0.00	2750.00	0.00	4585.00
BREAD TANDOORI ST. SIZE	EACH	6.00	6.00	6.00	5.00	5.00	6.50	6.00	5.00	7.00	6.00
COOKED MUTTON (AV. HOTEL)	PLATE	140.00	105.00	110.00	95.00	120.00	200.00	140.00	95.00	150.00	150.00
COOKED BEEF (AV. HOTEL)	PLATE	70.00	70.00	80.00	65.00	70.00	95.00	100.00	65.00	120.00	70.00
COOKED DAL (AV. HOTEL)	PLATE	60.00	32.50	45.00	35.00	40.00	40.00	40.00	37.50	50.00	52.50
CHICKEN BIRYANI FULL/DOUBLE	PLATE	180.00	122.50	80.00	85.00	145.00	120.00	140.00	110.00	150.00	120.00
TEA PREPARED (ORDINARY)	CUP	15.00	20.00	17.50	20.00	15.00	18.50	15.00	15.00	20.00	20.00
HAIRCUT CHARGES FOR MEN	P/CUT	50.00	58.33	47.50	50.00	50.00	70.00	50.00	95.00	60.00	60.00
BEAUTY PORL HAIR STYL CHARGE	P/STY.	120.00	192.50	190.00	175.00	262.50	200.00	250.00	390.00	300.00	300.00
SHAVING CHARGES	PER SHV	25.00	30.00	27.50	30.00	30.00	40.00	30.00	30.00	30.00	30.00
LIPSTICK S.MISS/MEDORA	EACH	110.00	110.00	110.00	110.00	110.00	110.00	110.00	90.00	105.00	105.00
NAIL POLISH S.MISS/MEDORA	EACH	100.00	95.00	95.00	55.00	55.00	110.00	95.00	95.00	60.00	60.00
PERFUME MED.SIZE MEDORA/BROACH	EACH	180.00	110.00	110.00	180.00	180.00	180.00	110.00	180.00	180.00	180.00
HAIR-OIL AMLA/CHAMBELI	BOTTLE	110.00	110.00	110.00	100.00	110.00	110.00	110.00	110.00	100.00	110.00
TOILET SOAP LUX 95 GRAMS	EACH	40.38	40.38	40.38	40.38	40.38	40.38	40.38	40.38	40.38	40.38
TOILET SOAP LIFEBOUY 140 GRM	EACH	36.00	36.00	36.00	36.00	36.00	36.00	36.00	36.00	36.00	36.00
TOILET SOAP SAFEGUARD BATH SIZE	EACH	48.00	48.00	48.00	48.00	48.00	48.00	48.00	48.00	46.00	48.00
TOOTHPASTE MACKLINES 70 GRM	EACH	50.00	50.00	50.00	50.00	50.00	50.00	50.00	50.00	50.00	50.00
TOOTHPAST MED SIZE CLGATE 70 GMS	EACH	60.67	56.00	56.00	56.00	60.67	60.67	56.00	60.67	60.67	60.67
TOOTHBRUSH SHEILD A/PLAUQUE	EACH	55.00	30.00	25.00	35.00	35.00	37.50	50.00	25.00	30.00	25.00
TOOTHPOWDER DENTONIC 90 GRM	EACH	25.00	25.00	25.00	25.00	25.00	25.00	25.00	25.00	25.00	25.00
HAIR-COLOUR BEGIN (6 GMS)	EACH	95.00	95.00	95.00	95.00	95.00	95.00	95.00	95.00	95.00	95.00
HAIR COLOUR (KALAKOLA)	BOTTLE	120.00	120.00	120.00	120.00	120.00	120.00	120.00	120.00	120.00	120.00
FACECREAM PONDS (MEDIUM)	EACH	110.00	110.00	110.00	110.00	105.00	110.00	105.00	110.00	110.00	110.00
TALC POWDER VICE ROAY,B.CAT	EACH	130.00	135.00	135.00	135.00	140.00	150.00	120.00	130.00	130.00	135.00
BLADE TREET ORDINARY 10'S	PKT.	30.00	29.67	30.00	35.00	35.00	37.50	30.00	30.00	35.00	30.00
BLADE 7-O-CLOCK STAIN. 5'S	PKT.	35.00	30.00	30.00	35.00	30.00	30.00	35.00	30.00	35.00	30.00
SHAMPOO SUNSILK/PAINTIN 100 ML	BOTTLE	110.00	110.00	110.00	110.00	110.00	110.00	110.00	110.00	110.00	110.00
BEAUTY CREAM (FAIR & LOVELY)	EACH	155.00	155.00	155.00	115.00	155.00	155.00	155.00	155.00	155.00	155.00
HAIR REMOVING CREAM (EU-CREAM)	TUBE	60.00	60.00	60.00	60.00	60.00	60.00	65.00	60.00	60.00	60.00
GEL MEDIUM SIZE	BOTTLE	60.00	90.00	90.00	130.00	60.00	85.00	85.00	100.00	120.00	100.00
DISPOSABLE RAZOR GILLET-II	EACH	40.00	35.00	35.00	35.00	40.00	40.00	40.00	40.00	45.00	40.00
SHAVING CREAM TOUCH-ME/ADM.	EACH	60.00	60.00	60.00	60.00	60.00	55.00	60.00	60.00	60.00	60.00
GOLD TEZABI 24 CT	10 GM.	40120.00	40895.00	40895.00	40895.00	40123.00	39866.00	41800.00	40108.00	40123.00	40364.80
SILVER TEZABI 24 CT	10 GM.	617.00	617.00	617.00	625.85	625.00	668.72	700.00	626.00	643.00	625.60
ARTIFICIAL JEWELLARY SET	SET	300.00	631.25	525.00	450.00	525.00	550.00	900.00	675.00	1000.00	280.00
WRIST WATCH GENTS CITIZEN (ORIGINAL) ***	EACH	5000.00	2500.00	2600.00	2500.00	3500.00	7000.00	4100.00	7200.00	3000.00	3000.00
WRIST WATCH LADIES CITIZEN (ORIGINAL) ***	EACH	5000.00	2500.00	2500.00	2500.00	3500.00	7000.00	4100.00	7000.00	3000.00	3000.00
WALL CLOCK QUARTZ AV.QLTY	EACH	1000.00	400.00	325.00	450.00	525.00	500.00	600.00	1050.00	500.00	500.00
SUITCASE REXIN (24"x16"x6")	EACH	700.00	775.00	725.00	1200.00	810.00	1750.00	1125.00	1500.00	1500.00	1150.00
TRUNK MEDIUM SIZE ***	EACH	1000.00	1191.67	1225.00	1500.00	962.50	1650.00	1990.00	1600.00	1400.00	1200.00
PURSE LADIES (LEATHER) AVERAGE QUALITY	EACH	900.00	841.67	825.00	450.00	512.50	550.00	400.00	1050.00	1200.00	1100.00

7.11 Intercity Consumer Prices
June, 2014

Description	Unit	Karachi	Hyder-abad	Nawab-shah	Mirpur-khas	Mithi	Sukkar	Larkana	Dadu	Pesha-war	Mardan
WHEAT	10 KG.	340.00	360.00	335.00	325.00	325.00	320.00	312.50	300.00	345.00	335.00
WHEAT FLOUR FINE/SUPERIOR.	KG.	46.62	49.00	42.00	47.00	47.00	41.00	40.00	45.00	43.33	41.00
WHEAT FLOUR AVG. QLTY	KG.	40.62	41.63	40.00	40.00	40.00	38.50	38.00	40.00	39.00	37.50
WHEAT FLOUR BAG	10 KG.	433.08	416.25	400.00	400.00	400.00	382.50	380.00	400.00	378.33	375.00
MAIDA	KG.	53.08	49.38	47.00	48.00	55.00	50.00	50.00	50.00	50.83	50.00
SUJI	KG.	53.08	49.38	47.00	48.00	56.00	52.50	50.00	50.00	55.00	50.00
BESAN AV. QLTY.	KG.	83.08	82.50	85.00	80.00	82.00	85.00	95.00	100.00	80.00	80.00
RICE BASMATI SUP. QLTY.	KG.	163.08	130.00	140.00	130.00	135.00	150.00	140.00	140.00	140.83	142.50
RICE BASMATI 385/386	KG.	103.08	76.88	85.00	80.00	80.00	85.00	75.00	90.00	120.00	120.00
RICE BASMATI BROKEN AV.QLTY	KG.	81.54	75.63	75.00	54.00	75.00	75.00	80.00	60.00	78.33	85.00
RICE IRRI-6 (SINDH/PUNJAB)	KG.	61.54	50.00	43.00	40.00	42.00	52.50	35.00	40.00	48.50	50.00
VERMICELLI	KG.	81.54	80.00	86.00	85.00	85.00	80.00	70.00	70.00	73.33	80.00
BREAD PLAIN MEDIUM SIZE	EACH	45.00	44.00	48.00	45.00	45.00	50.00	38.00	45.00	35.00	35.00
RUSK (PAPAY)	KG.	186.15	147.50	200.00	140.00	150.00	200.00	200.00	200.00	160.00	200.00
BISCUITS-PACKED	PKT	35.00	35.00	35.00	35.00	35.00	35.00	35.00	35.00	35.00	35.00
BISCUIT-BAKERY (LOOSE)	250 GM	71.54	60.00	90.00	50.00	50.00	60.00	100.00	50.00	60.00	55.00
CORNFLAKS FAUJI 225 GM.	PKT	162.00	166.50	166.50	160.00	160.00	176.40	166.50	166.50	153.00	153.00
SAMOSA (VEGATABLE)	EACH	10.62	10.00	6.00	7.00	6.00	11.00	12.00	15.00	6.33	7.00
PASTRY AV.QLTY.	EACH	14.62	15.75	20.00	12.00	10.00	12.50	32.50	20.00	22.50	20.00
PATTIES (VEGATABLES)	EACH	14.62	10.50	6.00	10.00	10.00	12.50	18.00	10.00	21.67	21.00
NIMCO	250 GM	81.54	52.50	90.00	55.00	55.00	70.00	60.00	50.00	53.33	60.00
CHIPS	250 GM	96.54	70.00	90.00	55.00	55.00	75.00	80.00	60.00	53.33	50.00
BEEF WITH BONE AV.QLTY.	KG	329.23	300.00	350.00	240.00	0.00	290.00	280.00	280.00	270.00	250.00
MUTTON AV.QLTY.	KG	612.31	575.00	550.00	550.00	500.00	510.00	565.00	560.00	585.83	510.00
CHICKEN FARM BROILER (LIVE)	KG	166.54	167.50	155.00	164.00	184.00	178.00	180.00	200.00	172.00	170.00
FISH-RAHU MEDIUM SIZE	KG	398.08	300.00	350.00	275.00	300.00	327.50	275.00	340.00	263.33	300.00
MILK FRESH (UNBOILED)	LTR.	84.00	78.50	80.00	70.00	60.00	75.00	80.00	70.00	71.25	72.50
CURD	KG.	120.00	106.00	100.00	80.00	78.00	90.00	95.00	100.00	79.17	80.00
MILK TETRA PACK 1/2 LTR.	PKT.	50.00	50.00	50.00	50.00	50.00	60.00	50.00	50.00	50.00	50.00
LACTOGEN 400 GRAMS	PKT.	425.00	425.00	410.00	400.00	400.00	425.00	425.00	425.00	425.00	425.00
POWDER MILK NIDO 400GM.	PKT	325.00	350.00	325.00	325.00	325.00	350.00	350.00	340.00	350.00	325.00
MILK POWDER LOOSE/PACKED	KG.	540.00	562.50	540.00	480.00	480.00	480.00	450.00	365.00	590.00	550.00
BUTTER LOCAL PACKED	50 GM.	24.00	25.00	40.00	25.00	25.00	27.50	27.00	30.00	25.00	25.00
EGGS FARM	DOZ	80.62	84.00	65.00	80.00	90.00	82.00	80.00	85.00	76.83	80.00
MUSTARD OIL AV.QLTY.	KG.	173.08	160.00	170.00	140.00	150.00	139.00	200.00	160.00	221.67	200.00
COOKING OIL (DALDA)	2.5LTR	545.00	545.00	540.00	550.00	550.00	545.00	530.00	520.00	540.00	540.00
COOKING OIL (PAKWAN) OTHER BRAND SPECIFY	2.5 LTR	525.00	545.00	500.00	540.00	540.00	545.00	500.00	520.00	440.00	440.00
VEGETABLE GHEE TIN	2.5KG.	505.00	505.00	520.00	530.00	530.00	525.00	520.00	520.00	510.00	510.00
VEGETABLE GHEE (LOOSE)	KG.	161.54	160.00	150.00	180.00	180.00	160.00	145.00	140.00	169.58	170.00
DATES AV.QLTY.	KG.	232.31	150.00	150.00	100.00	110.00	190.00	390.00	200.00	172.50	165.00
PISTACHIO AV.QLTY.	50 GM.	86.15	130.00	100.00	90.00	95.00	120.00	130.00	100.00	71.67	80.00
ALMONDS WHOLE AV.QLTY.	KG.	465.38	403.75	550.00	480.00	495.00	800.00	800.00	610.00	601.67	575.00
COCONUT DRY AV.QLTY.	KG.	332.31	292.50	220.00	300.00	320.00	330.00	280.00	320.00	279.17	290.00
RAISINS AV.QLTY.	50 GM.	22.92	20.00	20.00	20.00	15.00	27.50	20.00	25.00	21.17	15.50
GROUNDNUTS (WITH SHELL)	KG.	212.31	160.00	120.00	100.00	105.00	240.00	150.00	150.00	158.33	130.00
MALTA/MOSAMBI	DOZ	0.00	0.00	0.00	0.00	0.00	0.00	0.00	0.00	0.00	0.00
KINNU	DOZ	0.00	0.00	0.00	0.00	0.00	0.00	0.00	0.00	0.00	0.00
APPLE	KG	173.08	110.00	200.00	160.00	150.00	120.00	200.00	160.00	155.83	130.00
ALOO BUKHARA	KG	215.38	248.75	250.00	250.00	300.00	200.00	250.00	200.00	106.67	90.00
POMEGRANATE (ANNAR)	KG	0.00	0.00	0.00	0.00	0.00	0.00	0.00	0.00	0.00	0.00
GRAPES	KG	0.00	0.00	0.00	0.00	0.00	0.00	0.00	0.00	0.00	0.00
BANANAS	DOZ	86.15	77.50	40.00	50.00	45.00	90.00	70.00	80.00	100.83	100.00
MANGO KALMI	KG	76.15	70.00	100.00	60.00	60.00	75.00	60.00	60.00	93.33	80.00
GUAVA	KG	0.00	0.00	0.00	0.00	0.00	0.00	0.00	0.00	0.00	0.00
WATERMELON (TURBOOZ)	KG	43.08	30.00	30.00	20.00	20.00	22.50	30.00	40.00	25.83	17.50

Contd.

7.11 Intercity Consumer Prices
June, 2014

Description	Unit	Karachi	Hyder-abad	Nawab-shah	Mirpur-khas	Mithi	Sukkar	Larkana	Dadu	Pesha-war	Mardan
MUSKMELON (KHARBOOZA)	KG	53.08	40.00	40.00	40.00	40.00	35.00	35.00	60.00	25.83	17.50
SWEETMELON (GARMA)	KG	0.00	0.00	0.00	0.00	0.00	0.00	0.00	0.00	0.00	0.00
PULSE MASOOR (WHOLE)	KG.	112.62	98.75	90.00	105.00	115.00	100.00	120.00	100.00	120.00	135.00
PULSE MASOOR (WASHED)	KG.	121.54	117.50	120.00	120.00	125.00	130.00	115.00	120.00	120.00	135.00
PULSE MOONG (WASHED)	KG.	173.08	171.25	140.00	170.00	170.00	160.00	165.00	160.00	150.00	165.00
PULSE MASH (WASHED)	KG.	143.08	142.50	120.00	130.00	128.00	160.00	140.00	160.00	141.25	140.00
PULSE GRAM	KG.	83.08	72.50	80.00	72.00	70.00	75.00	75.00	80.00	76.67	75.00
GRAM WHOLE BLACK AV QLTY.	KG.	76.54	72.50	70.00	65.00	60.00	100.00	115.00	100.00	93.33	95.00
GRAM WHOLE YELLOW AV.QLTY	KG.	106.15	112.50	100.00	100.00	105.00	120.00	122.50	100.00	111.67	95.00
BEANS (LAL LOBIA)	KG.	136.15	132.50	100.00	110.00	120.00	155.00	140.00	120.00	123.33	125.00
POTATOES	KG	53.08	55.63	60.00	50.00	50.00	55.00	50.00	55.00	61.67	60.00
ONION	KG	36.54	32.50	30.00	30.00	30.00	30.00	30.00	35.00	35.00	32.50
TURNIP	KG	0.00	0.00	0.00	0.00	0.00	0.00	0.00	0.00	0.00	0.00
RADISH	KG	0.00	0.00	0.00	0.00	0.00	0.00	0.00	0.00	0.00	0.00
TOMATOES	KG	43.08	42.50	60.00	50.00	50.00	43.75	40.00	75.00	22.50	17.50
CABBAGE	KG	0.00	0.00	0.00	0.00	0.00	0.00	0.00	0.00	0.00	0.00
CAULIFLOWER	KG	0.00	0.00	0.00	0.00	0.00	0.00	0.00	0.00	0.00	0.00
BRINJAL	KG	33.08	32.50	30.00	35.00	40.00	22.50	32.50	30.00	36.67	37.50
PUMPKIN	KG	33.08	37.50	40.00	35.00	40.00	30.00	32.50	40.00	40.00	35.00
BOTTLEGOURD	KG	43.08	32.50	30.00	40.00	35.00	30.00	32.50	30.00	36.67	27.50
LADY FINGER	KG	66.15	40.00	50.00	60.00	55.00	35.00	32.50	40.00	53.33	55.00
PEAS	KG	0.00	0.00	0.00	0.00	0.00	0.00	0.00	0.00	0.00	0.00
SPINACH	KG	0.00	0.00	0.00	0.00	0.00	0.00	0.00	0.00	0.00	0.00
TINDA	KG	41.54	40.00	30.00	60.00	55.00	50.00	32.50	40.00	35.00	27.50
TURAI	KG	33.08	32.50	35.00	40.00	45.00	40.00	27.50	55.00	46.67	35.00
KARAILA	KG	43.08	35.00	40.00	40.00	40.00	30.00	22.50	40.00	37.50	40.00
ARVI	KG	73.08	105.00	100.00	100.00	100.00	80.00	80.00	80.00	70.00	80.00
CHILLIES GREEN	KG	43.08	40.00	80.00	40.00	45.00	80.00	27.50	80.00	56.67	80.00
CARROT	KG	0.00	0.00	0.00	0.00	0.00	0.00	0.00	0.00	0.00	0.00
COCUMBER (KHEERA)	KG	33.08	32.50	40.00	50.00	50.00	30.00	32.50	40.00	36.67	40.00
LEMON	250GM	66.15	52.50	35.00	40.00	45.00	30.00	50.00	30.00	37.50	40.00
SUGAR REFINED	KG.	53.62	53.00	50.00	51.00	52.00	53.50	52.00	52.00	54.00	56.00
GUR AV.QLTY	KG.	91.54	75.63	65.00	75.00	70.00	72.50	70.00	80.00	89.17	82.50
HONEY LANGANESE 500 GM.	BOTTLE	729.23	700.00	800.00	740.00	740.00	650.00	780.00	720.00	860.00	860.00
MILO 200 GM.	BOTTLE	210.00	150.00	170.00	165.00	165.00	167.00	167.00	200.00	170.00	170.00
CUSTARD POWDER RAFHAN 300 GM.	PKT	75.00	70.00	70.00	70.00	70.00	75.00	70.00	75.00	75.00	75.00
TOFFEE (HILAL)	EACH	1.00	1.00	1.00	1.00	1.00	1.00	2.00	1.00	1.50	1.50
CHOWKELATE CANDY (SMALL SIZE)	EACH	5.00	5.00	5.00	5.00	5.00	5.00	5.00	5.00	5.00	5.00
SWEETMEAT (MIXED)	KG	415.38	312.50	380.00	300.00	300.00	350.00	400.00	350.00	260.00	250.00
ICE CREAM WALLS	CUP.	40.00	40.00	40.00	40.00	40.00	40.00	40.00	40.00	40.00	40.00
ICE	KG	10.00	10.00	10.00	10.00	10.00	8.00	15.00	5.00	15.00	15.00
JAM AHMED/MITCHELLES	BOTTLE	131.54	130.00	120.00	110.00	110.00	130.00	120.00	115.00	130.00	122.50
SQUASH-MITCHELLES	BOTTLE	140.00	150.00	140.00	135.00	135.00	150.00	135.00	135.00	150.00	150.00
ROOH AFZA	BOTTLE	140.00	140.00	150.00	140.00	140.00	140.00	140.00	140.00	140.00	140.00
JAM-E-SHIREEN	BOTTLE	145.00	150.00	150.00	145.00	145.00	145.00	135.00	145.00	145.00	145.00
SAUNF	50 GM	21.54	20.00	20.00	12.00	16.00	20.00	20.00	20.00	20.00	17.50
CINAMON LOOSE AV. QLTY	50 GM.	26.54	20.50	35.00	15.00	15.00	20.00	20.00	20.00	19.17	20.00
CUMINSEED WHITE NATIONAL	50 GM.	52.00	52.00	50.00	50.00	50.00	52.00	50.00	50.00	54.00	54.00
PEPPER BLACK NATIONAL	50 GM.	96.00	96.00	96.00	96.00	96.00	96.00	96.00	96.00	96.00	96.00
CLOVES LOOSE AV.QLTY	50 GM.	85.00	89.38	90.00	80.00	90.00	90.00	92.50	80.00	108.33	120.00
CARDAMOM LARGE LOOSE AV.QLTY	50 GM.	130.00	120.00	100.00	140.00	140.00	120.00	130.00	130.00	135.00	150.00
CARDAMOM SMALL AV.QLTY	50 GM.	150.00	97.50	100.00	60.00	65.00	100.00	95.00	100.00	126.67	110.00
SALT-POWDERED (LAHORI) LOOSE	KG.	12.00	10.00	8.00	8.00	10.00	9.00	10.00	8.00	10.00	10.00
SALT POWDERED (NATIONAL/SHAN)	PKT	25.00	25.00	25.00	20.00	20.00	25.00	25.00	25.00	23.33	25.00
CHILLIES POWD.NATIONAL 200GM	PKT	105.00	105.00	105.00	105.00	105.00	105.00	105.00	105.00	105.00	105.00

Contd.

7.11 Intercity Consumer Prices
June, 2014

Description	Unit	Karachi	Hyder-abad	Nawab-shah	Mirpur-khas	Mithi	Sukkar	Larkana	Dadu	Pesha-war	Mardan
CHILLIES POWDER LOOS	KG.	266.15	260.00	200.00	200.00	200.00	230.00	210.00	240.00	198.33	240.00
CORRIANDER SEED POWD.NATIONAL	PKT	88.00	88.00	88.00	78.00	78.00	88.00	78.00	78.00	78.00	78.00
CORRIANDER SEED (LOOSE)	KG.	206.15	180.00	200.00	200.00	200.00	160.00	220.00	200.00	210.00	240.00
TURMERIC POWD.NATIONAL 50GM	PKT.	35.00	35.00	35.00	35.00	35.00	35.00	35.00	35.00	35.00	35.00
CURRY POWD. NATIONAL 200 GM	PKT.	86.00	87.00	86.00	86.00	86.00	86.00	86.00	86.00	87.00	87.00
TOMATO KETCHUP AHMED/MITCHL	BOTTLE	80.00	71.00	100.00	85.00	85.00	80.00	80.00	90.00	88.33	90.00
PICKLES AHMED/MITCHELLES	BOTTLE	100.00	95.00	95.00	90.00	90.00	110.00	110.00	115.00	110.00	120.00
VINEGAR SYNTHETIC (SIRKA)	BOTTLE	60.00	50.00	80.00	50.00	55.00	75.00	85.00	75.00	78.33	60.00
GARLIC	KG	126.15	128.75	130.00	100.00	100.00	100.00	80.00	120.00	96.67	100.00
GINGER	KG	286.15	320.00	150.00	400.00	425.00	260.00	210.00	280.00	296.67	265.00
TAPAL DANEDAR TEA 200GM PACKET	PKT	113.68	113.68	113.68	113.68	113.68	113.68	113.68	113.68	131.58	131.58
TEA LIPTON YELLOW LABEL 200GM.	PKT.	124.21	124.21	124.21	147.37	147.37	124.21	124.21	124.21	124.21	124.21
TEA LOOSE KENYA AV.QLTY 250GM.	PKT.	126.54	110.00	150.00	125.00	115.00	125.00	125.00	135.00	125.00	117.50
COFFEE-NESCAFE 75 GM. **	BOTTLE	300.00	300.00	300.00	300.00	300.00	320.00	320.00	300.00	300.00	300.00
COLD DRINK (STANDARD SIZ)	BOTTLE	25.00	25.00	20.00	25.00	25.00	25.00	25.00	20.00	25.00	25.00
FRUIT JUICE TETRA PACK	PKT.	18.00	15.00	15.00	15.00	15.00	15.00	15.00	15.00	15.00	15.00
MINERAL WATER NESTLE 1.5 LTR	BOTTLE	50.00	45.00	50.00	45.00	45.00	45.00	45.00	40.00	45.00	45.00
CIGARETTES K-2 10'S **	PKT	45.00	46.00	45.00	50.00	50.00	43.00	45.00	46.00	45.00	45.00
CIGARETTES CAPSTAN 10'S **	PKT	50.00	50.00	50.00	50.00	50.00	43.00	50.00	48.00	50.00	50.00
CIGARETTES GOLD LEAF 20'S	PKT	100.00	105.00	100.00	100.00	100.00	96.00	97.50	105.00	100.00	100.00
CIGARETTES MORVEN GOLD 20'S	PKT	50.00	50.00	50.00	50.00	50.00	43.00	50.00	48.00	50.00	50.00
BETEL LEAVES	50GM.	56.54	62.50	70.00	65.00	70.00	70.00	60.00	80.00	70.00	80.00
BETEL NUTS	KG.	266.15	260.00	240.00	250.00	260.00	270.00	215.00	200.00	376.67	400.00
LONG CLOTH 57" GUL AHMED/AL-KARAM	METER	170.00	210.00	250.00	170.00	170.00	230.00	195.00	230.00	300.00	300.00
SHIRTING AV.QLTY.	METER	123.08	120.00	200.00	100.00	100.00	120.00	130.00	130.00	283.33	287.50
PANT CLOTH W & WEAR AV.QLTY	METER	368.08	387.50	450.00	300.00	300.00	450.00	350.00	300.00	375.00	350.00
LAWN PRINTED GUL AHMED/AL-KARAM	METER	320.00	215.00	360.00	165.00	170.00	280.00	250.00	230.00	340.00	290.00
GEORGETTE AV.QLTY	METER	110.00	110.00	225.00	130.00	140.00	150.00	130.00	100.00	110.00	110.00
LINEN AV.QLTY ***	METER	116.15	130.00	150.00	140.00	150.00	140.00	175.00	120.00	155.00	165.00
HEAVY WT SUITING LAWERNCPUR AVG QLTY	METER	1415.38	1250.00	1400.00	1400.00	1400.00	1250.00	1100.00	900.00	2250.00	2050.00
HEAVY WT SUITING LAWERNCPUR SUP QLTY	METER	1815.38	2250.00	1500.00	1500.00	1500.00	1450.00	1300.00	1300.00	2500.00	2500.00
TROPICAL SUITING LAW.PUR	METER	1000.00	1100.00	925.00	900.00	900.00	1000.00	900.00	750.00	1400.00	1400.00
PANT BOY 24"/26" LENGTH.	EACH	401.54	306.25	800.00	300.00	325.00	400.00	325.00	500.00	475.00	450.00
SHIRT BOY 24"/26" LENGTH	EACH	280.77	300.00	650.00	250.00	250.00	400.00	320.00	400.00	333.33	335.00
SCHOOL UNI. PANT,SHIRT BOYS	SUIT	496.15	583.33	800.00	600.00	650.00	600.00	425.00	540.00	736.67	675.00
SCHOOL UNI. KAMEEZ,SHAL.BOYS	SUIT	450.00	583.33	800.00	500.00	500.00	600.00	500.00	475.00	633.33	575.00
SCHOOL UNI. KAMEEZ,SHAL.GIRL	SUIT	500.00	500.00	800.00	650.00	680.00	600.00	500.00	520.00	816.67	750.00
FROCK W/WEAR GIRLS	EACH	680.77	900.00	800.00	550.00	400.00	900.00	450.00	630.00	841.67	750.00
AWAMI-SUIT W & W(BOY) 24"/26	SUIT	661.54	600.00	850.00	700.00	700.00	900.00	550.00	685.00	925.00	750.00
AWAMI-SUIT W&W (GENTS)AV.QLTY	SUIT	1026.92	950.00	1200.00	1000.00	800.00	1000.00	800.00	960.00	1615.00	1350.00
PULLOVER GENTS OXFORD/BON.	EACH	2600.00	2410.00	2800.00	2000.00	2000.00	2100.00	2085.00	2700.00	3137.50	3137.50
PULLOVER LADIES OXFORD/BON.	EACH	2600.00	2310.00	2200.00	1800.00	1800.00	1800.00	1800.00	2300.00	2740.00	2840.00
PULLOVER (GENTS) OTHERS A.QTY	EACH	800.00	900.00	1300.00	600.00	700.00	800.00	700.00	600.00	900.00	925.00
SECOND-HAND COAT FOR MEN	EACH	400.00	300.00	350.00	400.00	525.00	400.00	375.00	300.00	558.33	475.00
SECONDHAND SWEETER FOR MEN DUP QLTY	EACH	250.00	140.00	250.00	300.00	325.00	225.00	275.00	200.00	466.67	550.00
SECONDHAND WINTER JACKET	EACH	475.00	225.00	350.00	280.00	260.00	362.50	425.00	250.00	625.00	900.00
UNDERWEAR AV.QLTY MEDIUM SIZE	EACH	150.00	76.88	150.00	70.00	70.00	90.00	140.00	60.00	108.33	90.00
VEST FOR MEN AV.QLTY.	EACH	150.00	90.00	100.00	60.00	60.00	100.00	100.00	70.00	132.50	110.00
VEST/SHAMEEZ (WOMEN) AVG. QLTY	EACH	140.00	70.00	225.00	60.00	65.00	120.00	140.00	140.00	150.00	110.00
SOCKS NYLON (PAKISTANI)	PAIR	66.15	60.00	100.00	50.00	50.00	90.00	80.00	50.00	100.83	85.00
BRASSIER AV.QLTY.	EACH	179.23	106.25	250.00	125.00	80.00	120.00	180.00	100.00	116.67	110.00
BRASSIER SUP QLTY	EACH	259.23	195.00	400.00	300.00	300.00	300.00	280.00	200.00	231.67	190.00
DOPATTA GEORGETTE AV.QLTY.	EACH	243.08	200.00	350.00	300.00	300.00	225.00	300.00	250.00	251.67	260.00
DOPATTA COTTON AV GLTY	EACH	226.15	145.00	300.00	190.00	200.00	175.00	200.00	200.00	222.50	235.00
CHADDAR (W/WEAR) (2x2.5 MTR)	EACH	400.00	312.50	1000.00	350.00	300.00	275.00	480.00	350.00	850.00	725.00

Contd.

7.11 Intercity Consumer Prices
June, 2014

Description	Unit	Karachi	Hyder-abad	Nawab-shah	Mirpur-khas	Mithi	Sukkar	Larkana	Dadu	Pesha-war	Mardan
LUNGI/DHOTI(COTTON) AVG. QLTY	EACH	315.38	275.00	300.00	350.00	310.00	250.00	465.00	250.00	275.00	275.00
HANDKERCHIEF AVG. QLTY PAK	EACH	43.08	25.00	45.00	40.00	40.00	50.00	50.00	45.00	27.50	27.50
HANDKERCHIEF SUP. QLTY PAK	EACH	73.08	60.00	100.00	65.00	60.00	77.50	75.00	120.00	51.67	45.00
GLOVES AV QLTY	PAIR	40.00	60.00	80.00	70.00	60.00	70.00	55.00	50.00	110.00	110.00
AZARBAND COTTON AVG. QLTY	EACH	15.00	10.00	25.00	10.00	8.00	20.00	22.50	15.00	25.83	22.50
SEWING THREAD/REEL(ASLI PARI)	EACH	7.00	6.00	6.00	5.00	5.00	7.00	7.00	7.00	8.50	8.50
WASHING CHARGES PAINT & SHIRT	SUIT	63.08	75.00	50.00	60.00	50.00	55.00	60.00	40.00	178.33	100.00
DRY CLEANING SUIT COAT PANT	SUIT	286.15	246.67	150.00	200.00	200.00	250.00	270.00	160.00	383.33	325.00
WASHING CH. (KAMIZ-SHALWAR)	PAIR	46.54	56.25	80.00	50.00	50.00	50.00	50.00	30.00	73.33	50.00
TAILORING SHIRT	EACH	350.00	325.00	350.00	200.00	250.00	400.00	350.00	200.00	466.67	425.00
TAILORING CHARGES PANT (MEN)	EACH	661.54	525.00	450.00	250.00	250.00	600.00	500.00	300.00	1150.00	775.00
TAILORING COAT-PANT SUIT	SUIT	4592.31	3450.00	4000.00	3000.00	3000.00	3750.00	3200.00	3200.00	4583.33	4000.00
TAILORING AWAMI-SUIT (MALE)	SUIT	496.15	468.75	450.00	350.00	300.00	475.00	575.00	450.00	591.67	525.00
TAILORING SUIT FEMALE	SUIT	450.00	287.50	400.00	260.00	250.00	450.00	575.00	200.00	500.00	475.00
GENTS SHOES PAUL BATA	PAIR	1199.00	1199.00	1199.00	1199.00	1199.00	1199.00	1199.00	1199.00	1199.00	1199.00
GENTS SANDAL BATA	PAIR	699.00	699.00	699.00	699.00	699.00	699.00	699.00	699.00	699.00	699.00
GENTS SPOUNG CHAPPAL BATA	PAIR	179.00	179.00	179.00	179.00	179.00	179.00	179.00	179.00	179.00	179.00
LADIES SANDAL BATA	PAIR	499.00	499.00	499.00	499.00	499.00	499.00	499.00	499.00	499.00	499.00
LADIES SPOUNG CHAPPAL BATA	PAIR	179.00	179.00	179.00	179.00	179.00	179.00	179.00	179.00	179.00	179.00
CHILD SHOE POWER LITE BATA	PAIR	599.00	599.00	599.00	599.00	599.00	599.00	599.00	599.00	599.00	599.00
GENTS SHOE, ART 1109 SERVICE	PAIR	999.00	999.00	999.00	999.00	999.00	999.00	999.00	999.00	999.00	999.00
NYLON JOGGER 27 SIZE 2-5 ***	PAIR	1299.00	1299.00	1299.00	1299.00	1299.00	1299.00	1299.00	1299.00	1299.00	1299.00
CHINA FOOT WEAR AV. QLTY (MALE) *	PAIR	600.00	500.00	500.00	450.00	400.00	500.00	750.00	800.00	866.67	825.00
CHINA FOOT WEAR AV. QLTY (FEMALE) *	PAIR	500.00	375.00	400.00	250.00	240.00	425.00	300.00	350.00	758.33	750.00
CHINA FOOT WEAR AV. QLTY (CHILDREN) *	PAIR	450.00	350.00	380.00	200.00	220.00	425.00	300.00	500.00	508.33	425.00
SHOE REPAIR HALF SOLE	PAIR	100.00	80.00	80.00	70.00	50.00	65.00	100.00	50.00	131.67	110.00
SHOES POLISH CHARGES AVERAGE SHOP	PAIR	20.00	11.00	20.00	12.50	10.00	15.00	20.00	10.00	20.00	20.00
HOUSE RENT (combined)	MONTH	9695.00	5403.00	3035.00	4512.00	2979.00	4900.00	3915.00	3155.00	7022.00	2919.00
rent 2	pm	9695.00	5403.00	3035.00	4512.00	2979.00	4900.00	3915.00	3155.00	7022.00	2919.00
RENT3	PM	9695.00	5403.00	3035.00	4512.00	2979.00	4900.00	3915.00	3155.00	7022.00	2919.00
RENT4	PM	9695.00	5403.00	3035.00	4512.00	2979.00	4900.00	3915.00	3155.00	7022.00	2919.00
RENT5	PM	9695.00	5403.00	3035.00	4512.00	2979.00	4900.00	3915.00	3155.00	7022.00	2919.00
RENT6	PM	9695.00	5403.00	3035.00	4512.00	2979.00	4900.00	3915.00	3155.00	7022.00	2919.00
SYNTHETIC ENEMAL ROBIALAC BALTI 3.64 LTR.	EACH	1750.00	1609.50	1550.00	1850.00	1850.00	1900.00	2000.00	1450.00	1800.00	1780.00
SYNTHETIC ENEMAL ICI BALTI 3.64 LTR.	EACH	1730.00	2070.00	1850.00	1850.00	1850.00	1900.00	2000.00	1450.00	1800.00	1780.00
CEMENT (LOCAL) SPECIFY BRAND NAME	BAG	533.08	535.00	540.00	550.00	550.00	550.00	560.00	540.00	503.75	497.50
BRICKS (NEW) IST CLASS	P/1000	0.00	5000.00	5500.00	3800.00	4800.00	5000.00	4900.00	4000.00	7816.67	7300.00
CEMENT BLOCKS (6"x8"x12")	P/100	2861.54	0.00	0.00	0.00	0.00	0.00	0.00	0.00	0.00	0.00
BAJREE	100CFT	3061.54	2862.50	2200.00	3200.00	5200.00	2650.00	4250.00	2800.00	3500.00	3200.00
SAND (BLACK PIT SAND)	K100CFT	0.00	0.00	1900.00	0.00	2000.00	1500.00	1300.00	2000.00	1866.67	1600.00
TIMBER SHESHAM LOG IST QUALITY	cubmt.	47000.00	38845.00	0.00	0.00	0.00	37044.00	42377.00	55500.00	42378.00	42378.00
IRON BAR (M.S. BAR) 1/2"	P/TON	71653.85	74250.00	75500.00	71500.00	72500.00	74750.00	76000.00	76000.00	79333.33	77000.00
CARPANTER WAGE RATE	P/DAY	792.31	800.00	850.00	700.00	600.00	750.00	800.00	600.00	725.00	750.00
MASON (RAJ) WAGE RATE	P/DAY	861.54	800.00	1000.00	700.00	600.00	750.00	800.00	800.00	866.67	750.00
UNSKILLED LABOUR WAGE RATE	P/DAY	530.77	500.00	450.00	400.00	400.00	375.00	350.00	350.00	466.67	400.00
PLUMBER WAGE RSTE	P/DAY	761.54	800.00	800.00	700.00	600.00	750.00	600.00	400.00	900.00	800.00
ELECTICIAN WAGE RATE PER DAY **	P/DAY	700.00	700.00	700.00	0.00	0.00	0.00	600.00	400.00	933.33	800.00
ELECTICIAN WAGE RATE PER POINT **	P/PNT	159.23	90.00	160.00	100.00	75.00	87.50	120.00	60.00	100.00	100.00
WATER CHARGES PER HOUSE	P/MONTH	117.50	191.00	40.00	40.00	200.00	57.50	150.00	35.00	150.00	120.00
ELECT.CHARGES UPTO 50 UNITS	P/UNIT	2.00	2.00	2.00	2.00	2.00	2.00	2.00	2.00	2.00	2.00
ELECT.CHARGES 01 - 100 UNIT	P/UNIT	5.79	5.79	5.79	5.79	5.79	5.79	5.79	5.79	5.79	5.79
ELECT.CHARGES 101 - 300 UNIT	P/UNIT	9.70	9.70	9.70	9.70	9.70	9.70	9.70	9.70	9.70	9.70
ELECT.CHARGES 301 - 1000 UNIT	P/UNIT	15.27	15.27	15.27	15.27	15.27	15.27	15.27	15.27	15.27	15.27
ELECT.CHARGES ABOVE 1000 UNIT	P/UNIT	17.41	17.41	17.41	17.41	17.41	17.41	17.41	17.41	17.41	17.41
ELEC	PM	10.03	10.03	10.03	10.03	10.03	10.03	10.03	10.03	10.03	10.03

Contd.

7.11 Intercity Consumer Prices
June, 2014

Description	Unit	Karachi	Hyder-abad	Nawab-shah	Mirpur-khas	Mithi	Sukkar	Larkana	Dadu	Pesha-war	Mardan
GAS CHRG upto 3.3719 MMBUT	MMBTU	124.18	124.18	124.18	124.18	0.00	124.18	124.18	124.18	124.18	124.18
GAS CHRG 3.3719 - 6.7438 MMBUT	MMBTU	248.37	248.37	248.37	248.37	0.00	248.37	248.37	248.37	248.37	248.37
GAS CHRG 6.7438 - 10.1157 MMBUT	MMBTU	248.37	248.37	248.37	248.37	0.00	248.37	248.37	248.37	248.37	248.37
GAS CHRG10.1157 - 13.4876 MMBUT	MMBTU	620.91	620.91	620.91	620.91	0.00	620.91	620.91	620.91	620.91	620.91
GAS	PM	620.91	620.91	620.91	620.91	0.00	620.91	620.91	620.91	620.91	620.91
GAS	PM	372.55	372.55	372.55	372.55	0.00	372.55	372.55	372.55	372.55	372.55
KEROSENE OIL	LTR	123.54	125.00	140.00	119.00	120.00	117.50	130.00	140.00	116.17	120.00
FIREWOOD WHOLE	40 KG.	506.15	400.00	450.00	400.00	350.00	400.00	400.00	400.00	650.00	500.00
CHAIR SHESHAM WOOD WITH ARMS **	EACH	1300.00	900.00	2000.00	1000.00	1100.00	1750.00	2400.00	1200.00	1833.33	1800.00
CHAIR PLASTIC (CHAIRMAN) AVERAGE QUALITY	EACH	750.00	650.00	800.00	500.00	650.00	700.00	850.00	800.00	1000.00	1000.00
TABLE SHESHAM WOOD (4X2X5") ***	EACH	5000.00	3616.67	5300.00	2600.00	2800.00	4500.00	7650.00	5000.00	5500.00	5250.00
SOFASET WOODEN WITH FOAM SEAT **	SET	14000.00	11166.67	18000.00	12000.00	12000.00	12500.00	14000.00	20000.00	22166.67	19000.00
COT IRON (WITH NIWAR)AV.QLTY.	EACH	2000.00	1500.00	2300.00	2000.00	2000.00	1900.00	2800.00	2600.00	2100.00	2100.00
ALMIRAH (STEEL) 6'X3' 20 GUAGE	EACH	8500.00	6300.00	10000.00	6500.00	7000.00	12000.00	9500.00	12000.00	9000.00	8000.00
DINNING TABLE 6 CHAIRS A.QLTY	SET	13500.00	11166.67	20000.00	11000.00	11000.00	18000.00	16000.00	25000.00	26500.00	23500.00
SINGLE BED WITHOUT FOAM MED.	EACH	4500.00	5000.00	6500.00	3500.00	3800.00	8000.00	4750.00	5500.00	6000.00	5250.00
MATRESS SINGLE(4"THICK)	EACH	4600.00	4750.00	4700.00	6100.00	6100.00	4500.00	4800.00	6100.00	4650.00	4625.00
FARSHI DARI 12'X9' AV.QLTY	EACH	1361.54	866.67	1350.00	800.00	800.00	900.00	1275.00	800.00	1300.00	1150.00
DARI COTTON (6'x2 1/2') AV.QL	EACH	495.00	323.33	700.00	400.00	500.00	350.00	550.00	300.00	350.00	375.00
CARPET PLAIN AV. QLTY	SQFT.	60.00	36.00	35.00	35.00	40.00	32.50	90.00	22.00	38.83	41.50
QUILT (LIHAF) 3 KG. COTTON	EACH	1261.54	512.50	800.00	550.00	600.00	900.00	780.00	600.00	966.67	1025.00
BLANKET (90" x 54")	EACH	2592.31	2400.00	4000.00	1800.00	2000.00	3000.00	3000.00	3000.00	2433.33	2500.00
BEDSHEET SINGLE BED SUP.QLTY	EACH	615.38	316.67	650.00	400.00	400.00	425.00	800.00	600.00	800.00	825.00
BED SHEET DOUBLE WITH TWO PILLOW COVERS SUP QLTY	SET	1292.31	525.00	1250.00	600.00	600.00	800.00	1100.00	1100.00	1566.67	1650.00
TOWEL(3'x2') AV. QALTY	EACH	200.00	180.00	300.00	100.00	110.00	237.50	235.00	150.00	283.33	225.00
CELING FAN 48" SUPER QLTY **	EACH	3400.00	2400.00	3000.00	2500.00	2500.00	2850.00	3600.00	2500.00	2925.00	3000.00
PEDESTAL FAN 22" SUPER QLTY	EACH	4400.00	3600.00	3800.00	4000.00	4000.00	3850.00	4600.00	3600.00	4650.00	4350.00
REFG. DAWLENCE 10 CFT. D.DOOR	EACH	31100.00	30400.00	27500.00	27000.00	27300.00	32500.00	32000.00	28500.00	29750.00	30000.00
D-FREEZER WAVES 8 CFT.	EACH	28100.00	27900.00	28000.00	28900.00	29000.00	30000.00	33000.00	25000.00	30400.00	30500.00
AIRCONDITIONER 1.5 TON PEL	EACH	40000.00	41800.00	41000.00	41800.00	41800.00	52000.00	45000.00	55000.00	40000.00	41000.00
SPLIT AIR CONDITIONER 1.5 TON (SPECIFY BRAND NAME)	EACH	44000.00	40000.00	44000.00	46000.00	46500.00	41000.00	43500.00	42000.00	42750.00	45000.00
AIRCOOLER SUPER ASIA	EACH	9200.00	8500.00	9000.00	10000.00	9000.00	12300.00	12000.00	11000.00	14500.00	14000.00
WASHING MACHINE SINGER	EACH	15600.00	15600.00	14700.00	15600.00	15600.00	15900.00	14700.00	14700.00	15000.00	15600.00
SEWING MACHINE(SINGER)	EACH	5860.00	5860.00	5200.00	5620.00	5650.00	5860.00	5210.00	5200.00	5860.00	5860.00
GIZER LARGE SIZE 30 GALLON CAPACITY SUP QLTY	EACH	17800.00	19900.00	20000.00	15500.00	15600.00	16000.00	15500.00	14000.00	20500.00	19800.00
GAS BURNER DOUBLE SPFY.BRAND	EACH	1661.54	1500.00	1800.00	1400.00	1500.00	1900.00	1550.00	1900.00	3091.67	2500.00
ELECT. IRON PHILIPS MDL.1120	EACH	1200.00	1700.00	1600.00	1200.00	1500.00	1700.00	2100.00	2000.00	2658.33	1600.00
ELECTRIC JUICER FOR APPLE	EACH	3930.77	3600.00	6000.00	3000.00	3000.00	2725.00	5000.00	3500.00	4533.33	4500.00
S.STEEL DEGHCHI MEDIUM SIZE ***	EACH	486.15	450.00	700.00	480.00	490.00	600.00	500.00	500.00	741.67	650.00
ALUMINIUM COOKING PAN (DEGCHI) MED SIZE	EACH	553.08	450.00	350.00	370.00	380.00	450.00	460.00	450.00	675.00	625.00
NON STICK COOKING PAN (DEGCHI) SUP. QLTY	EACH	815.38	500.00	1000.00	550.00	560.00	550.00	495.00	450.00	1016.67	625.00
FRYING PAN STEEL AVG. QLTY MED. SIZE	EACH	306.15	200.00	350.00	260.00	260.00	300.00	430.00	190.00	416.67	375.00
TAWA IORN (MEDIUM SIZE) AVG. QLTY	EACH	207.69	200.00	300.00	250.00	250.00	300.00	395.00	190.00	383.33	400.00
S.STEEL PLATE A.QLTY.(M.SIZE)	EACH	83.08	40.63	80.00	55.00	60.00	70.00	120.00	60.00	71.67	67.50
TABLE SPOON S.STEEL SUP.QLTY.	DOZEN	270.00	250.00	300.00	250.00	280.00	350.00	340.00	250.00	483.33	425.00
WATER SET JUG+6 GLASSES (OMROC)	SET	615.38	331.88	500.00	350.00	370.00	550.00	365.00	600.00	426.67	425.00
TEA SET PAK. CHINAWARE 21 PCS.	SET	1624.62	950.00	1700.00	1250.00	1450.00	1750.00	1000.00	2000.00	2400.00	2200.00
DINNER SET PLASTIC 72 PIECES SUPERIOR QLTY	SET	5153.85	3000.00	5000.00	2600.00	2500.00	6250.00	4000.00	6200.00	8666.67	8000.00
HOTPOT SET PLASTIC 3 PCS.	SET	1261.54	1000.00	1200.00	1000.00	1000.00	1500.00	1450.00	1200.00	1200.00	1100.00
BUCKET(BALTI) PLASTIC MED.SIZ	EACH	336.15	270.00	400.00	280.00	275.00	400.00	260.00	300.00	350.00	400.00
LOTA PLASTIC (MED SIZE) AVERAGE QUALITY	EACH	60.00	50.00	60.00	50.00	50.00	60.00	55.00	50.00	41.67	40.00
PRESURE COOKER 4 LTR.	EACH	1330.77	900.00	1500.00	850.00	900.00	1500.00	1000.00	1300.00	1300.00	1100.00
WATER COOLER 9/10 LTR.PLASTIC ***	EACH	450.00	400.00	800.00	500.00	525.00	600.00	600.00	400.00	483.33	475.00
THERMOS STARVAC 1 LTR	EACH	365.38	300.00	450.00	350.00	350.00	550.00	455.00	500.00	425.00	425.00
BULB PHILIPS 100-WATTS	EACH	35.00	30.00	32.00	30.00	30.00	30.00	30.00	35.00	40.00	40.00

Contd.

7.11 Intercity Consumer Prices
June, 2014

Description	Unit	Karachi	Hyder-abad	Nawab-shah	Mirpur-khas	Mithi	Sukkar	Larkana	Dadu	Pesha-war	Mardan
TUBE LIGHT PHILIPS 40 WATTS	EACH	100.00	100.00	100.00	110.00	110.00	97.50	95.00	100.00	95.00	95.00
ELECTRIC BLUBS "0" WATTE LOCAL	EACH	20.00	25.00	25.00	20.00	20.00	22.00	20.00	20.00	21.67	25.00
ELECTRIC BLUB ENERGY SAVER 14 WATTS	EACH	170.00	160.00	160.00	110.00	115.00	155.00	175.00	160.00	180.00	180.00
WASHING SOAP 250 GMS SPECIFY BRAND NAME	EACH	20.00	30.00	35.00	27.00	25.00	30.00	35.00	30.00	40.00	40.00
SURF EXCEL 400 GMS POLY BAG	EACH	125.00	125.00	125.00	125.00	125.00	125.00	125.00	125.00	125.00	125.00
WASHING POWDER 1000 GRM	EACH	185.00	185.00	175.00	175.00	175.00	185.00	185.00	185.00	185.00	185.00
WASHING POWDER (WHEEL/ BONUS) 100 GRAMS	EACH	95.00	95.00	90.00	85.00	85.00	95.00	85.00	90.00	95.00	95.00
CLEANSER POWDER VIM 1000 GM	PKT.	72.22	72.22	72.22	66.67	66.67	72.22	66.67	66.67	72.22	66.67
FINIS 500 ML	BOTTLE	160.00	225.00	200.00	125.00	125.00	170.00	165.00	180.00	138.33	125.00
PHNYLE TYPHONE/FINIS/CARRANITE 3 LITRES	BOTTLE	120.00	120.00	150.00	110.00	110.00	130.00	120.00	140.00	130.00	120.00
HARPIC	BOTTLE	125.00	130.00	125.00	125.00	125.00	130.00	125.00	125.00	126.67	125.00
BOOT POLISH CHERRY/KIWI 50ML	EACH	100.00	100.00	100.00	80.00	80.00	100.00	100.00	80.00	90.00	90.00
ROBIN BLUE (35 GRAMS)	PKT.	35.00	25.67	35.00	30.00	30.00	30.00	30.00	45.00	45.00	45.00
TISSU PAPER PERFUMED 100 PCS.	PKT	123.08	100.00	100.00	90.00	90.00	90.00	100.00	90.00	110.00	115.00
TOILET PAPER ROLL (R.PETEL)	P/ROLL	35.00	32.00	40.00	35.00	35.00	35.00	35.00	30.00	35.00	35.00
BOOT POLISH LIQUID CHEERY BLOSSOM KIWI 75 ML	BOTTLE	130.00	135.00	120.00	120.00	120.00	120.00	120.00	130.00	135.00	135.00
MATCH BOX SMALL	EACH	2.00	2.00	2.00	2.00	2.00	2.00	2.00	2.00	1.67	1.50
DRY CELL 1.5 VOLT(LOCAL)	EACH	15.00	15.00	22.00	20.00	20.00	25.00	20.00	25.00	25.00	25.00
HAND STITCHING NEEDLE M.SIZE	PACKET	6.00	6.00	8.00	5.00	5.00	10.00	9.00	6.00	5.83	6.00
SEWING MACHINE NEEDLE (SINGER)	EACH	5.00	6.00	8.00	5.00	5.00	8.00	7.00	5.00	5.83	6.00
HOUSEHOLD SERVANT FEMALE P/T	P/MNTH	1530.77	950.00	2000.00	600.00	800.00	1500.00	1200.00	1500.00	1100.00	1100.00
MARRIAGE HALL WITH FURNITURE	P/HEAD	301.54	83.75	70.00	90.00	60.00	100.00	150.00	60.00	225.00	250.00
SEPTRAN TABLETS	10TAB.	15.00	15.00	15.00	15.00	15.00	15.00	15.00	15.00	15.00	15.00
BRUFEN TABS 200-MG.	10TAB.	10.00	10.00	10.00	10.00	10.00	10.00	10.00	10.00	10.00	10.00
PANADOL TAB. EXTRA/PLAIN	10TAB.	10.00	10.00	10.00	10.00	10.00	10.00	10.00	10.00	10.00	10.00
DISPRIN TAB.	10TAB.	10.00	10.00	10.00	10.00	10.00	10.00	10.00	10.00	10.00	10.00
TRISIL TAB.	10 TAB	10.00	10.00	10.00	10.00	10.00	10.00	10.00	10.00	10.00	10.00
FLAGYL TAB. 200 MG.	10TAB.	10.00	10.00	10.00	10.00	10.00	10.00	10.00	10.00	10.00	10.00
VENTOLIN TAB. 2MG.	10TAB.	9.00	9.00	9.00	9.00	9.00	9.00	9.00	9.00	9.00	9.00
DAONIL TAB. 5 MG.	10TAB.	17.00	17.00	17.00	17.00	17.00	17.00	17.00	17.00	17.00	17.00
ENTOX TAB.	10TAB.	10.00	10.00	10.00	10.00	10.00	10.00	10.00	10.00	10.00	10.00
RENITEC TAB. 5 MG.	10TAB.	59.00	59.00	59.00	59.00	59.00	59.00	59.00	59.00	59.00	59.00
CAC. 1000 TAB	BOTTLE	122.00	122.00	122.00	122.00	122.00	122.00	122.00	122.00	122.00	122.00
AMOXIL CAPSOLE 250 MG.S	10CAP.	36.00	36.00	36.00	36.00	36.00	36.00	36.00	36.00	36.00	36.00
CALCIUM SYRUP SANDOZ	BOTTLE	64.00	64.00	64.00	64.00	64.00	64.00	64.00	64.00	64.00	64.00
LEDERPLEX SYRUP	BOTTLE	35.00	35.00	35.00	35.00	35.00	35.00	35.00	35.00	35.00	35.00
SANCOS SYRUP (50 ML.)	BOTTLE	30.00	30.00	30.00	30.00	30.00	30.00	30.00	30.00	30.00	30.00
PHENERGAN SYRUP 120 ML.	BOTTLE	33.00	33.00	33.00	33.00	33.00	33.00	33.00	33.00	33.00	33.00
CALPOL SYRUP 60 ML.	BOTTLE	28.00	28.00	28.00	28.00	28.00	28.00	28.00	28.00	28.00	28.00
HYDRYLLIN SYRUP 120 ML.	BOTTLE	59.00	59.00	59.00	59.00	59.00	59.00	59.00	59.00	59.00	59.00
POLYFAX EYE OINTMENT	TUBE	21.00	21.00	21.00	21.00	21.00	21.00	21.00	21.00	21.00	21.00
BETNESOL EYE DROPS	BOTTLE	33.89	33.89	33.89	33.89	33.89	33.89	33.89	33.89	33.89	33.89
EAR DROPS (CARDISPORINE) ***	BOTTLE	21.00	21.00	21.00	21.00	21.00	21.00	21.00	21.00	21.00	21.00
BETNOVATE-N OINTMENT 5 GMS	TUBE	16.00	16.00	16.00	16.00	16.00	16.00	16.00	16.00	16.00	16.00
BURNOL CREAM 30 GRM	TUBE	16.00	16.00	16.00	16.00	16.00	16.00	16.00	16.00	16.00	16.00
VICKS VAPORUB/BALM	BOTTLE	36.00	36.00	36.00	36.00	36.00	36.00	36.00	36.00	36.00	36.00
GLYCRINE SMALL BOTTLE	BOTTLE	20.00	25.00	25.00	20.00	15.00	15.00	15.00	27.50	20.00	20.00
JOUHAR JOSHANDA	PKT.	6.00	6.00	6.00	6.00	6.00	6.00	6.00	6.00	6.00	6.00
GALXOS-D (450 GRMS)	PKT.	157.50	151.88	151.88	151.88	151.88	157.50	157.50	151.88	157.50	157.50
GRIPE-WATER WOODWARDS	BOTTLE	50.00	50.00	50.00	50.00	50.00	50.00	50.00	50.00	50.00	50.00
SANIPLAST ONE PUTTY	EACH	2.00	2.00	2.00	1.00	1.00	2.00	2.00	2.00	2.00	2.00
O.R.S. (NIMCOL)	PKT.	15.00	15.00	15.00	15.00	15.00	15.00	15.00	15.00	15.00	15.00
DETTOL (MEDIUM)	BOTTLE	46.80	46.80	46.80	46.80	46.80	46.80	46.80	46.80	46.80	46.80
COTTON BANDAGE 2" - 4"	EACH	8.62	6.00	8.00	15.00	15.00	12.50	15.00	10.00	9.00	9.00
THERMOMETER CHINA	EACH	40.00	30.00	40.00	40.00	35.00	37.50	35.00	30.00	41.50	42.00

Contd.

7.11 Intercity Consumer Prices
June, 2014

Description	Unit	Karachi	Hyder-abad	Nawab-shah	Mirpur-khas	Mithi	Sukkar	Larkana	Dadu	Pesha-war	Mardan
DOCTOR (MBBS) CLINIC FEE	P/PAT.	100.00	100.00	200.00	100.00	100.00	100.00	300.00	150.00	220.83	225.00
URINE TEST (DR) CHARGES	P/TEST	100.00	90.00	140.00	70.00	70.00	170.00	100.00	50.00	100.00	100.00
BLOOD TEST (CP) CHARGES	P/TEST	230.00	212.50	300.00	200.00	200.00	290.00	200.00	200.00	200.00	200.00
SUGAR TEST (RANDOM/FASTING BOTH) CHARGES	P/TEST	256.15	160.00	240.00	200.00	200.00	200.00	240.00	120.00	200.00	200.00
ECG CHARGES	P/TEST	200.00	213.13	350.00	200.00	200.00	350.00	200.00	200.00	200.00	200.00
X-RAY (CHEST) CHARGES	P/X-RAY	300.00	209.38	400.00	200.00	200.00	300.00	350.00	170.00	180.00	180.00
CAR SUZUKI 800 CC (W/O. A/C)	EACH	625000.00	625000.00	625000.00	625000.00	0.00	625000.00	632000.00	0.00	698800.00	698000.00
CAR SUZUKI 1000 CC	EACH	1034000.00	1034000.00	1044000.00	1044000.00	0.00	0.00	0.00	0.00	1059800.00	1059800.00
CAR TOYOTA 1300 CC	EACH	1682500.00	1561500.00	1568000.00	0.00	0.00	0.00	0.00	0.00	1578000.00	1578000.00
CAR HONDA CIVIC	EACH	2035000.00	0.00	2033000.00	0.00	0.00	0.00	0.00	0.00	2386000.00	2386000.00
MOTORCYCLE HONDA CD-70.	EACH	68500.00	69900.00	69000.00	68000.00	68500.00	70000.00	70000.00	69000.00	69900.00	69900.00
MOTORCYCLE YAMAHA 100CC.	EACH	78600.00	79300.00	79300.00	0.00	0.00	78500.00	79300.00	0.00	80000.00	80000.00
MOTOR CYCLE HERO 70 CC	EACH	45000.00	43000.00	44000.00	44500.00	0.00	43000.00	42500.00	0.00	43000.00	43000.00
BICYCLE WITH TYRES & TUBES	EACH	6000.00	7550.00	9300.00	7500.00	7900.00	7600.00	7600.00	7000.00	7833.33	7600.00
TYRE CAR WITH TUBE GENERAL	EACH	3500.00	2800.00	3800.00	3300.00	3400.00	3200.00	3800.00	4000.00	3623.33	3550.00
TYRE MOTOR CYCLE WITHOUT TUBE	EACH	1357.69	950.00	1210.00	1250.00	1280.00	1200.00	1300.00	1300.00	1281.67	1275.00
TYRE CYCLE SPECIFY BRAND NAME	EACH	300.00	325.00	400.00	400.00	415.00	350.00	370.00	420.00	371.67	365.00
TYRE CAR W/O TUBE	EACH	2730.77	2700.00	3200.00	2700.00	2800.00	2700.00	2800.00	3600.00	3266.67	3250.00
PETROL SUPER	LITRE	107.97	107.97	107.97	107.97	107.97	107.97	107.97	107.97	107.97	107.97
HIGH SPEED DIESEL HSD	LITRE	109.34	109.34	109.34	109.34	109.34	109.34	109.34	109.34	109.34	109.34
CNG	K.G.	66.14	66.14	0.00	66.14	0.00	66.14	0.00	66.14	74.25	0.00
GAS CYLINDER STAND. SIZE	EACH	990.00	1100.00	1430.00	1150.00	1200.00	1430.00	1243.00	1100.00	1430.00	1457.50
MOTOR CYCLE SERVICE CHARGES	EACH	350.00	250.00	250.00	250.00	250.00	250.00	350.00	250.00	286.67	280.00
CAR SERVICE CHARGES	EACH	365.38	350.00	500.00	300.00	300.00	350.00	500.00	400.00	300.00	300.00
TYRE PUNCTURE CHARGES	EACH	50.00	60.00	60.00	60.00	50.00	60.00	75.00	80.00	50.00	50.00
CYCLE OVERHAULING CHARGES	EACH	200.00	250.00	275.00	200.00	200.00	200.00	300.00	200.00	350.00	350.00
CAR TAX FOR 800CC TO 1300CC	YEARLY	1250.00	1250.00	1250.00	1250.00	1250.00	1250.00	1250.00	1250.00	937.50	937.50
TRAIN FARE ECO. 1-100 KM.	P/KM.	0.71	0.71	0.71	0.71	0.00	0.71	0.71	0.71	0.71	0.00
TRAIN FARE ECO. 101-500 KM.	P/KM.	1.02	1.02	1.02	1.02	0.00	1.02	1.02	1.02	1.02	0.00
TRAIN FARE ECO. > 500 KM.	P/KM.	0.93	0.93	0.93	0.93	0.00	0.93	0.93	0.93	0.93	0.00
TRAIN FARE IST SLP. 1-100KM	P/KM.	2.18	2.18	2.18	2.18	0.00	2.18	2.18	2.18	2.18	0.00
TRAIN FARE IST SLP.101-500 KM	P/KM.	2.69	2.69	2.69	2.69	0.00	2.69	2.69	2.69	2.69	0.00
TRAIN FARE IST SLP. > 500 KM	P/KM.	2.07	2.07	2.07	2.07	0.00	2.07	2.07	2.07	2.07	0.00
TRAIN FARE A/C SLP. 1-100KM.	P/KM	5.99	5.99	5.99	5.99	0.00	5.99	5.99	5.99	5.99	0.00
TRAIN FARE A/C SLP.101-500KM	P/KM.	4.77	4.77	4.77	4.77	0.00	4.77	4.77	4.77	4.77	0.00
TRAIN FARE A/C SLP > 500KM.	P/KM	4.32	4.32	4.32	4.32	0.00	4.32	4.32	4.32	4.32	0.00
PLATEFORM TICKET	EACH	10.00	10.00	10.00	10.00	0.00	10.00	10.00	10.00	10.00	0.00
AUTO RICKSHAW FARES	KM/MIN	75.00	40.00	80.00	60.00	90.00	80.00	50.00	40.00	51.67	60.00
FULL TONGA CHARGES	KM/MIN	70.00	60.00	35.00	40.00	0.00	80.00	65.00	0.00	60.00	60.00
TAXI 4 SEATER FARE	KM/MIN	75.00	60.00	100.00	90.00	90.00	80.00	60.00	60.00	100.00	100.00
BUS FARE MIN (WITHIN CITY)	TICKET	10.00	10.00	0.00	10.00	0.00	0.00	0.00	0.00	12.00	12.00
BUS FARE MAX (WITHIN CIT	TICKET	16.00	17.00	0.00	16.00	0.00	0.00	0.00	0.00	20.00	19.00
BUS FARE OUTSIDE CITY	P/KM.	0.95	0.95	0.95	0.95	0.95	0.95	0.95	0.95	0.93	0.93
A/C BUS FARE OUTSIDE CITY	P/KM.	1.60	1.60	1.70	1.70	1.70	1.60	1.60	1.50	1.28	1.28
MINIBUS FARE MIN.WITH IN CITY	TICKET	10.00	10.00	0.00	0.00	0.00	0.00	0.00	0.00	12.00	0.00
MINIBUS FARE MAX.WITH IN CITY	TICKET	17.00	17.00	0.00	0.00	0.00	0.00	0.00	0.00	20.00	0.00
SUZUKI FARE MIN.WITH IN CITY	TICKET	10.00	10.00	0.00	10.00	0.00	7.00	10.00	0.00	10.00	10.00
SUZUKI FARE MAXIMUM W.IN CITY	TICKET	10.00	15.00	0.00	10.00	0.00	15.00	10.00	0.00	15.00	15.00
AIR FARE ECONOMY CLASS.	P/KM.	18.20	18.20	18.20	0.00	0.00	18.20	18.20	0.00	18.20	0.00
POSTAL ENVELOPE DOMESTIC	EACH	8.00	8.00	8.00	8.00	8.00	8.00	8.00	8.00	8.00	8.00
ENVELOPE FOR SAUDI ARABIA	EACH	50.00	50.00	50.00	45.00	45.00	45.00	45.00	45.00	50.00	50.00
POSTAL REGISTRATION CHARGES	EACH	28.00	28.00	28.00	28.00	28.00	28.00	28.00	28.00	28.00	28.00
U.M.S. REG CHARGES MIN.	EACH	58.00	59.00	58.00	58.00	58.00	59.00	58.00	58.00	58.00	58.00
T.C.S. CH. MIN.WITH IN ZONE	EACH	110.00	110.00	110.00	110.00	110.00	110.00	110.00	110.00	110.00	110.00
TELEPHONE CHARGES LOCAL CALL	P/CALL	3.94	3.94	3.94	3.94	3.94	3.94	3.94	3.94	3.94	3.94

Contd.

7.11 Intercity Consumer Prices
June, 2014

Description	Unit	Karachi	Hyder-abad	Nawab-shah	Mirpur-khas	Mithi	Sukkar	Larkana	Dadu	Pesha-war	Mardan
TEL CHARGES OUT SIDE CITY	P/CALL	3.94	3.94	3.94	3.94	3.94	3.94	3.94	3.94	3.94	3.94
INTERNET CHARGES	P/HOUR	20.00	25.00	30.00	20.00	20.00	20.00	15.00	30.00	30.00	30.00
MOBILE CELL CHARGES	P/UNIT	3.00	3.00	3.06	3.00	3.00	3.00	3.50	3.06	2.88	2.88
FAX CHARGES (LOCAL)	P/PAGE	15.00	20.00	15.00	15.00	20.00	15.00	15.00	20.00	20.00	20.00
TELEPHONE SET AV. QLTY	EACH	700.00	500.00	500.00	600.00	650.00	400.00	875.00	550.00	1200.00	1250.00
MOBILE SET NOKIA/SONY/ERICSON/SAMSUNG WITHOUT CAMERA	EACH	2600.00	2200.00	2400.00	2250.00	2300.00	3000.00	3200.00	2400.00	2700.00	2650.00
T.V. 20" COLORED WEGA H-A21.	EACH	19500.00	17300.00	18000.00	18000.00	18000.00	17500.00	20500.00	17000.00	18600.00	19000.00
T.V 20" COLOR CHINA/KORIA)	EACH	12000.00	10750.00	11000.00	10000.00	10000.00	12000.00	9000.00	11000.00	8083.33	7500.00
V.C.P. PANASONIC/LG/NAT	EACH	4000.00	5000.00	5000.00	6000.00	6000.00	5600.00	4800.00	4500.00	3916.67	0.00
DVD/VCD PLAYER PANASONIC/LG	EACH	4500.00	3500.00	5000.00	3500.00	3000.00	3800.00	3000.00	2750.00	3066.67	4000.00
RADIO WITH C.PLAYER NATIONAL	EACH	2000.00	3500.00	3500.00	1500.00	1500.00	2000.00	2900.00	2000.00	2616.67	2600.00
PERSONNEL COMPUTER (BRANDED)	EACH	37000.00	31200.00	58000.00	46000.00	46000.00	45000.00	45000.00	27000.00	50000.00	48800.00
VID. CASSETTE BLK. TDK/SONY	EACH	140.00	120.00	200.00	120.00	120.00	140.00	170.00	160.00	100.00	100.00
COM. C.D. (TDK/IMATION)	EACH	50.00	80.00	60.00	50.00	55.00	50.00	50.00	40.00	40.00	40.00
TAPE RECORDER CASSETTE BLANK	EACH	50.00	60.00	50.00	50.00	55.00	50.00	50.00	50.00	30.00	30.00
VIDEO GAME SEGA 16 BYTE	EACH	1400.00	1000.00	1100.00	1800.00	0.00	1200.00	1500.00	1000.00	1250.00	1250.00
CINEMA A/C. HIGH CLASS	TICKET	100.00	60.00	0.00	30.00	0.00	0.00	0.00	0.00	40.00	0.00
CINEMA NON-A/C HIGH CLASS	TICKET	70.00	40.00	50.00	20.00	0.00	0.00	60.00	20.00	40.00	30.00
CABLE CHARGES	P/ MONT	400.00	300.00	250.00	300.00	200.00	300.00	375.00	300.00	200.00	300.00
TV.LICENCE FEE DOMESTIC	YEARLY	420.00	420.00	420.00	420.00	420.00	420.00	420.00	420.00	420.00	420.00
ENGLISH BOOK CLASS V1	EACH	35.10	35.10	35.10	35.10	35.10	35.10	35.10	35.10	78.00	78.00
ENGLISH BOOK CLASS IX OR X	EACH	40.30	40.30	40.30	40.30	40.30	40.30	40.30	40.30	76.00	76.00
ENG. BOOK IST.YR COMPLETE SET	EACH	109.95	109.95	109.95	109.95	109.95	109.95	109.95	109.95	80.00	80.00
ENGLISH BOOK BA/B.SC	EACH	150.00	150.00	150.00	150.00	150.00	150.00	150.00	150.00	120.00	120.00
URDU BOOK CLASS V (T.B.BORD)	EACH	54.10	54.10	54.10	54.10	54.10	54.10	54.10	54.10	76.00	76.00
URDU BOOK CLASS IX/X(T.B.B)	EACH	50.55	50.55	50.55	50.55	50.55	50.55	50.55	50.55	65.50	65.50
URDU BOOK IST.YEAR/INTER	EACH	40.30	40.30	40.30	40.30	40.30	40.30	40.30	40.30	76.00	76.00
URDU BOOK BA/B.SC	EACH	120.00	120.00	120.00	120.00	120.00	120.00	120.00	120.00	170.00	160.00
MATHS BOOK CALSS V (T.B.B)	EACH	50.90	50.90	50.90	50.90	50.90	50.90	50.90	50.90	77.00	77.00
MATHS BOOK CLASS IX OR X	EACH	187.20	187.20	187.20	187.20	187.20	187.20	187.20	187.20	133.00	133.00
MATHS BOOK IST.YEAR (T.B.B)	EACH	104.60	104.60	104.60	104.60	104.60	104.60	104.60	104.60	160.00	160.00
PAKISTAN STUDIES BOOK BA/B.SC	EACH	125.00	125.00	125.00	125.00	125.00	125.00	125.00	125.00	95.00	95.00
DAILY "DAWN"	P/COPY	19.00	19.00	19.00	19.00	19.00	19.00	19.00	19.00	19.00	19.00
DAILY "JANG"	P/COPY	12.00	12.00	12.00	12.00	12.00	12.00	12.00	12.00	12.00	12.00
DAILY "NAWA-E-WAQT"	P/COPY	12.00	12.00	12.00	12.00	12.00	12.00	12.00	12.00	12.00	12.00
WEEKLY "AKHBAR-E-JAHAN"	P/COPY	55.00	55.00	55.00	55.00	55.00	55.00	55.00	55.00	55.00	55.00
WEEKLY "MAG"	P/COPY	45.00	45.00	45.00	45.00	45.00	45.00	45.00	45.00	45.00	45.00
MONTHLY "NAUNEHAL DIGEST"	P/COPY	35.00	35.00	35.00	35.00	35.00	35.00	35.00	35.00	35.00	35.00
PAPER FOOLSCAPE (27"x17")	QUIRE	46.54	30.00	27.00	30.00	25.00	45.00	37.00	35.00	20.00	20.00
EXERCISE.BOOK LINED 80/100 PGS	EACH	31.54	18.00	30.00	15.00	15.00	40.00	20.00	20.00	65.00	65.00
PENCILGOLDFISH/DEER	EACH	6.00	6.00	6.00	5.00	5.00	6.00	6.00	5.00	5.00	5.00
PEN INK DOLLOR 57 ML BOTTLE	EACH	20.00	20.00	20.00	25.00	25.00	25.00	25.00	20.00	20.00	20.00
PHOTOSTATE PAPER 70 GM	PRT	440.00	225.00	360.00	300.00	325.00	400.00	340.00	340.00	300.00	310.00
BALL PEN (local)	EACH	7.00	6.00	7.00	5.00	5.00	7.00	5.50	6.00	5.50	6.00
FOUNTAIN PEN HERO/WINGS/CHINA	EACH	40.00	25.00	50.00	20.00	25.00	40.00	42.50	30.00	40.83	45.00
PRIVATE SCHOOL FEE ENGLISH MED. AVG. STAND. (CLASS I)	P/MONTH	761.54	912.50	1550.00	500.00	350.00	700.00	775.00	1665.00	1916.67	1800.00
PRIVATE SCHOOL FEE ENGLISH MED. AVG. STAND. (CLASS V)	P/MONTH	861.54	918.75	1550.00	700.00	450.00	900.00	775.00	1665.00	2016.67	2000.00
PRIVATE SCHOOL FEE ENGLISH MED. AVG. STAND. (CLASS VI	P/MONTH	1261.54	862.50	1550.00	800.00	500.00	900.00	775.00	1965.00	2033.33	2150.00
PRIVATE SCHOOL FEE ENGLISH MED. AVG. STAND. (CLASS X)	P/MONTH	1723.08	1162.50	2000.00	1000.00	500.00	1100.00	775.00	2100.00	2125.00	2600.00
PRIVATE MEDICLE COLLEGE FEE MBBS (IST YEAR)	P/MONTH	50000.00	0.00	0.00	0.00	0.00	0.00	0.00	0.00	55833.00	0.00
PRIVATE ENGINEERING COLLEGE FEE (ISTR YEAR)	P/MONTH	6666.00	0.00	0.00	0.00	0.00	0.00	0.00	0.00	15000.00	15000.00
GOVT. COLLEGE FEE IST. YEAR	MONTH	45.00	35.00	40.00	35.00	35.00	35.00	35.00	35.00	40.00	42.09
GOVT. COLLEGE FEE 4TH. YEAR	MONTH	75.00	75.00	67.50	67.50	70.00	67.50	67.50	67.50	54.90	54.79
GOVT. UNIVERSITY FEE MSC.	MONTH	1300.00	385.00	0.00	354.17	354.17	0.00	0.00	354.17	1487.93	1487.93
GOVT. MED. COLLEGE FEE MBBS	MONTH	2417.00	2200.00	2000.00	0.00	2000.00	2000.00	4200.00	2000.00	641.67	641.66

Contd.

7.11 Intercity Consumer Prices
June, 2014

Description	Unit	Karachi	Hyder-abad	Nawab-shah	Mirpur-khas	Mithi	Sukkar	Larkana	Dadu	Pesha-war	Mardan
GOVT. ENGG. COLL. FEE I YEAR	MONTH	1480.00	1000.00	333.33	0.00	0.00	0.00	1500.00	0.00	595.83	595.83
COACHING FEE FOR CLASS IX/X	P/MONTH	1800.00	500.00	1200.00	500.00	600.00	1000.00	600.00	500.00	2500.00	2500.00
COACHING CHARGES FOR CLASS IST YEAR/INTER (SCIENCE)	P/MONTH	2000.00	1000.00	1200.00	800.00	700.00	2000.00	700.00	500.00	3000.00	3000.00
COACHING CHARGES FOR CLASS IST YEAR/INTER (COMMERCE)	P/MONTH	1800.00	600.00	1200.00	600.00	600.00	1080.00	600.00	500.00	3000.00	3000.00
I.T. TUITION FEES	P/MONTH	3000.00	2000.00	1600.00	0.00	0.00	1500.00	1500.00	600.00	5277.83	5000.00
MBA TUITION FEES	P/MONTH	8153.85	2500.00	0.00	0.00	0.00	2600.00	2500.00	0.00	6369.50	6000.00
BREAD TANDOORI ST. SIZE	EACH	8.00	10.00	7.00	7.00	7.00	7.00	6.00	6.00	10.00	10.00
COOKED MUTTON (AV. HOTEL)	PLATE	126.15	123.75	150.00	100.00	100.00	100.00	100.00	70.00	100.00	100.00
COOKED BEEF (AV. HOTEL)	PLATE	71.54	61.25	70.00	70.00	50.00	65.00	70.00	50.00	106.67	80.00
COOKED DAL (AV. HOTEL)	PLATE	50.00	37.50	60.00	50.00	50.00	50.00	60.00	40.00	60.00	60.00
CHICKEN BIRYANI FULL/DOUBLE	PLATE	133.08	80.00	100.00	90.00	90.00	150.00	190.00	120.00	133.33	120.00
TEA PREPARED (ORDINARY)	CUP	15.00	15.00	20.00	25.00	25.00	20.00	22.50	20.00	15.00	15.00
HAIRCUT CHARGES FOR MEN	P/CUT	66.15	57.50	100.00	50.00	50.00	60.00	90.00	50.00	100.00	70.00
BEAUTY PORL HAIR STYL CHARGE	P/STY.	380.77	193.75	250.00	150.00	100.00	125.00	300.00	225.00	241.67	225.00
SHAVING CHARGES	PER SHV	43.08	21.25	50.00	20.00	20.00	35.00	50.00	30.00	58.33	45.00
LIPSTICK S.MISS/MEDORA	EACH	90.00	110.00	120.00	110.00	110.00	100.00	105.00	90.00	110.00	110.00
NAIL POLISH S.MISS/MEDORA	EACH	90.00	60.00	95.00	80.00	80.00	75.00	60.00	50.00	100.00	100.00
PERFUME MED.SIZE MEDORA/BROACH	EACH	166.15	120.00	175.00	190.00	210.00	110.00	180.00	185.00	186.67	190.00
HAIR-OIL AMLA/CHAMBELI	BOTTLE	115.00	100.00	100.00	110.00	110.00	100.00	110.00	110.00	115.00	115.00
TOILET SOAP LUX 95 GRAMS	EACH	40.38	40.38	40.38	40.38	40.38	40.38	40.38	40.38	40.38	40.38
TOILET SOAP LIFEBOUY 140 GRM	EACH	36.00	36.00	36.00	36.00	36.00	36.00	36.00	36.00	36.00	36.00
TOILET SOAP SAFEGUARD BATH SIZE	EACH	46.00	46.00	48.00	48.00	48.00	48.00	48.00	46.00	46.00	46.00
TOOTHPASTE MACKLINES 70 GRM	EACH	50.00	50.00	50.00	50.00	50.00	50.00	50.00	50.00	50.00	50.00
TOOTHPAST MED SIZE CLGATE 70 GMS	EACH	60.67	56.00	56.00	56.00	56.00	56.00	60.67	56.00	60.67	60.67
TOOTHBRUSH SHEILD A/PLAUQUE	EACH	35.00	35.00	40.00	35.00	40.00	40.00	40.00	35.00	45.00	45.00
TOOTHPOWDER DENTONIC 90 GRM	EACH	25.00	25.00	25.00	25.00	25.00	28.00	25.00	25.00	25.00	25.00
HAIR-COLOUR BEGIN (6 GMS)	EACH	95.00	95.00	90.00	96.00	96.00	90.00	95.00	90.00	95.00	95.00
HAIR COLOUR (KALAKOLA)	BOTTLE	120.00	120.00	120.00	120.00	120.00	120.00	120.00	120.00	120.00	120.00
FACECREAM PONDS (MEDIUM)	EACH	110.00	110.00	110.00	110.00	110.00	120.00	105.00	110.00	110.00	110.00
TALC POWDER VICE ROAY,B.CAT	EACH	120.00	130.00	130.00	130.00	135.00	130.00	150.00	140.00	120.00	145.00
BLADE TREET ORDINARY 10'S	PKT.	38.00	35.00	40.00	35.00	30.00	45.00	45.00	35.00	30.83	35.00
BLADE 7-O-CLOCK STAIN. 5'S	PKT.	35.00	30.00	40.00	30.00	32.00	30.00	35.00	35.00	35.00	30.00
SHAMPOO SUNSILK/PAINTIN 100 ML	BOTTLE	110.00	110.00	110.00	110.00	110.00	95.00	110.00	110.00	100.00	100.00
BEAUTY CREAM (FAIR & LOVELY)	EACH	95.00	155.00	155.00	155.00	155.00	155.00	155.00	155.00	85.00	85.00
HAIR REMOVING CREAM (EU-CREAM)	TUBE	55.00	60.00	60.00	60.00	60.00	65.00	60.00	60.00	60.00	55.00
GEL MEDIUM SIZE	BOTTLE	60.00	55.00	67.50	55.00	75.00	70.00	70.00	120.00	120.00	120.00
DISPOSABLE RAZOR GILLET-II	EACH	35.00	40.00	35.00	35.00	35.00	40.00	35.00	35.00	45.00	45.00
SHAVING CREAM TOUCH-ME/ADM.	EACH	60.00	55.00	55.00	55.00	60.00	55.00	60.00	55.00	60.00	60.00
GOLD TEZABI 24 CT	10 GM.	40724.00	40971.00	42300.00	40116.00	40116.00	40977.00	40548.00	40936.00	42560.00	40500.00
SILVER TEZABI 24 CT	10 GM.	690.00	620.00	670.00	630.00	630.00	625.00	771.00	630.00	708.00	708.00
ARTIFICIAL JEWELLARY SET	SET	861.54	400.00	1600.00	350.00	500.00	600.00	800.00	250.00	950.00	850.00
WRIST WATCH GENTS CITIZEN (ORIGINAL) ***	EACH	2000.00	3100.00	3750.00	2500.00	2600.00	2600.00	3000.00	2500.00	4000.00	4000.00
WRIST WATCH LADIES CITIZEN (ORIGINAL) ***	EACH	2000.00	3050.00	3750.00	2500.00	2600.00	2500.00	2500.00	2500.00	4000.00	4000.00
WALL CLOCK QUARTZ AV.QLTY	EACH	400.00	300.00	450.00	350.00	300.00	475.00	425.00	200.00	1350.00	1350.00
SUITCASE REXIN (24"x16"x6")	EACH	1061.54	750.00	1500.00	800.00	850.00	1125.00	850.00	900.00	741.67	725.00
TRUNK MEDIUM SIZE ***	EACH	1592.31	1000.00	1600.00	1000.00	950.00	2000.00	975.00	1150.00	4250.00	3800.00
PURSE LADIES (LEATHER) AVERAGE QUALITY	EACH	500.00	350.00	700.00	500.00	450.00	600.00	825.00	275.00	1025.00	975.00

7.11 Intercity Consumer Prices
June, 2014

Description	Unit	Abbott-abad	Bannu	D.I. Khan	Mingora	Quetta	Turbat	Gawa-dar	Loralai	Khuz-dar	D.M. Jamali
WHEAT	10 KG.	400.00	350.00	320.00	320.00	385.00	465.00	480.00	340.00	400.00	315.00
WHEAT FLOUR FINE/SUPERIOR.	KG.	47.00	43.00	39.00	45.00	43.00	56.00	56.00	35.00	50.00	43.00
WHEAT FLOUR AVG. QLTY	KG.	42.00	40.00	35.00	40.00	41.00	50.00	50.00	34.00	48.00	39.50
WHEAT FLOUR BAG	10 KG.	385.00	395.00	380.00	375.00	410.00	490.00	505.00	340.00	480.00	450.00
MAIDA	KG.	56.25	60.00	50.00	50.00	60.00	73.00	80.00	60.00	52.00	47.50
SUJI	KG.	56.25	52.00	50.00	55.00	60.00	80.00	79.00	60.00	70.00	52.50
BESAN AV. QLTY.	KG.	80.00	77.50	75.00	80.00	95.00	110.00	120.00	100.00	110.00	90.00
RICE BASMATI SUP. QLTY.	KG.	147.50	130.00	130.00	127.50	150.00	159.00	160.00	140.00	110.00	125.00
RICE BASMATI 385/386	KG.	120.00	127.50	107.50	77.50	90.00	90.00	95.00	95.00	75.00	100.00
RICE BASMATI BROKEN AV.QLTY	KG.	87.50	52.50	65.00	60.00	87.50	67.50	70.00	80.00	60.00	55.00
RICE IRRI-6 (SINDH/PUNJAB)	KG.	52.50	75.00	65.00	50.00	45.00	55.00	54.00	70.00	55.00	42.50
VERMICELLI	KG.	100.00	70.00	70.00	80.00	75.00	80.00	70.00	80.00	70.00	65.00
BREAD PLAIN MEDIUM SIZE	EACH	35.00	35.00	30.00	32.50	37.50	30.00	30.00	35.00	40.00	30.00
RUSK (PAPAY)	KG.	155.00	140.00	140.00	280.00	135.00	160.00	160.00	160.00	150.00	120.00
BISCUITS-PACKED	PKT	35.00	35.00	35.00	35.00	35.00	35.00	35.00	35.00	35.00	35.00
BISCUIT-BAKERY (LOOSE)	250 GM	50.00	52.50	55.00	60.00	55.00	56.00	60.00	55.00	80.00	67.50
CORNFLAKS FAUJI 225 GM.	PKT	166.50	153.00	153.00	170.00	162.00	153.00	153.00	162.00	153.00	153.00
SAMOSA (VEGATABLE)	EACH	7.50	15.00	10.00	7.00	12.00	7.00	6.00	15.00	6.00	10.00
PASTRY AV.QLTY.	EACH	17.50	20.00	25.00	20.00	22.50	20.00	20.00	22.50	15.00	20.00
PATTIES (VEGATABLES)	EACH	17.50	30.00	20.00	15.00	25.00	20.00	20.00	20.00	15.00	17.00
NIMCO	250 GM	60.00	50.00	50.00	50.00	45.00	70.00	65.00	75.00	80.00	65.00
CHIPS	250 GM	75.00	85.00	55.00	60.00	50.00	65.00	80.00	50.00	80.00	65.00
BEEF WITH BONE AV.QLTY.	KG	250.00	265.00	275.00	265.00	310.00	350.00	350.00	280.00	300.00	250.00
MUTTON AV.QLTY.	KG	500.00	480.00	575.00	400.00	550.00	650.00	615.00	560.00	500.00	510.00
CHICKEN FARM BROILER (LIVE)	KG	160.00	168.00	158.00	181.00	190.00	270.00	290.00	200.00	210.00	170.00
FISH-RAHU MEDIUM SIZE	KG	220.00	290.00	250.00	245.00	320.00	365.00	340.00	330.00	250.00	225.00
MILK FRESH (UNBOILED)	LTR.	70.00	70.00	60.00	80.00	85.00	110.00	110.00	85.00	70.00	80.00
CURD	KG.	80.00	80.00	80.00	90.00	100.00	120.00	120.00	90.00	80.00	120.00
MILK TETRA PACK 1/2 LTR.	PKT.	60.00	50.00	60.00	50.00	50.00	60.00	60.00	50.00	50.00	50.00
LACTOGEN 400 GRAMS	PKT.	430.00	425.00	425.00	425.00	425.00	425.00	425.00	425.00	395.00	425.00
POWDER MILK NIDO 400GM.	PKT	325.00	325.00	325.00	330.00	325.00	335.00	335.00	350.00	325.00	325.00
MILK POWDER LOOSE/PACKED	KG.	475.00	540.00	430.00	625.00	400.00	500.00	482.50	480.00	675.00	475.00
BUTTER LOCAL PACKED	50 GM.	24.25	30.00	35.00	25.00	24.00	30.00	30.00	25.00	30.00	30.00
EGGS FARM	DOZ	80.00	77.50	80.00	80.00	90.00	130.00	126.00	120.00	120.00	90.00
MUSTARD OIL AV.QLTY.	KG.	250.00	180.00	160.00	210.00	190.00	200.00	215.00	200.00	190.00	190.00
COOKING OIL (DALDA)	2.5LTR	535.00	540.00	540.00	530.00	540.00	520.00	555.00	520.00	550.00	530.00
COOKING OIL (PAKWAN) OTHER BRAND SPECIFY	2.5 LTR	420.00	470.00	560.00	440.00	515.00	520.00	545.00	510.00	550.00	440.00
VEGETABLE GHEE TIN	2.5KG.	510.00	510.00	500.00	505.00	510.00	540.00	550.00	510.00	550.00	500.00
VEGETABLE GHEE (LOOSE)	KG.	170.00	156.25	165.00	162.50	190.00	200.00	200.00	176.25	170.00	170.00
DATES AV.QLTY.	KG.	245.00	167.50	160.00	185.00	225.00	70.00	85.00	177.50	95.00	190.00
PISTACHIO AV.QLTY.	50 GM.	100.00	75.00	60.00	110.00	60.00	60.00	65.00	60.00	110.00	55.00
ALMONDS WHOLE AV.QLTY.	KG.	400.00	462.50	400.00	560.00	445.00	480.00	450.00	400.00	700.00	625.00
COCONUT DRY AV.QLTY.	KG.	230.00	225.00	300.00	320.00	240.00	200.00	185.00	200.00	400.00	230.00
RAISINS AV.QLTY.	50 GM.	19.00	11.50	14.50	20.00	22.50	20.00	20.00	18.75	40.00	27.50
GROUNDNUTS (WITH SHELL)	KG.	200.00	120.00	130.00	132.50	140.00	150.00	150.00	185.00	180.00	240.00
MALTA/MOSAMBI	DOZ	0.00	0.00	0.00	0.00	0.00	0.00	0.00	0.00	0.00	0.00
KINNU	DOZ	0.00	0.00	0.00	0.00	0.00	0.00	0.00	0.00	0.00	0.00
APPLE	KG	90.00	120.00	180.00	125.00	95.00	110.00	100.00	120.00	80.00	155.00
ALOO BUKHARA	KG	120.00	140.00	80.00	100.00	200.00	200.00	210.00	100.00	60.00	180.00
POMEGRANATE (ANNAR)	KG	0.00	0.00	0.00	0.00	0.00	0.00	0.00	0.00	0.00	0.00
GRAPES	KG	0.00	0.00	0.00	0.00	0.00	0.00	0.00	0.00	0.00	0.00
BANANAS	DOZ	85.00	115.00	100.00	70.00	95.00	65.00	70.00	70.00	70.00	45.00
MANGO KALMI	KG	70.00	85.00	85.00	80.00	70.00	125.00	100.00	90.00	70.00	70.00
GUAVA	KG	0.00	0.00	0.00	0.00	0.00	0.00	0.00	0.00	0.00	0.00
WATERMELON (TURBOOZ)	KG	22.50	15.00	13.50	20.00	25.00	30.00	40.00	25.00	30.00	20.00

Contd.

7.11 Intercity Consumer Prices
June, 2014

Description	Unit	Abbott-abad	Bannu	D.I. Khan	Mingora	Quetta	Turbat	Gawa-dar	Loralai	Khuz-dar	D.M. Jamali
MUSKMELON (KHARBOOZA)	KG	60.00	22.50	27.50	30.00	30.00	25.00	35.00	45.00	50.00	30.00
SWEETMELON (GARMA)	KG	0.00	0.00	0.00	0.00	0.00	0.00	0.00	0.00	0.00	0.00
PULSE MASOOR (WHOLE)	KG.	120.00	120.00	110.00	100.00	142.00	115.00	120.00	120.00	100.00	135.00
PULSE MASOOR (WASHED)	KG.	120.00	120.00	120.00	110.00	136.00	120.00	125.00	125.00	110.00	155.00
PULSE MOONG (WASHED)	KG.	140.00	160.00	140.00	120.00	145.00	135.00	135.00	160.00	140.00	162.50
PULSE MASH (WASHED)	KG.	132.50	140.00	130.00	130.00	165.00	150.00	152.50	160.00	135.00	145.00
PULSE GRAM	KG.	75.00	70.00	70.00	70.00	110.00	100.00	100.00	121.25	100.00	85.00
GRAM WHOLE BLACK AV QLTY.	KG.	77.50	52.50	43.00	60.00	100.00	120.00	120.00	120.00	150.00	110.00
GRAM WHOLE YELLOW AV.QLTY	KG.	105.00	110.00	110.00	105.00	145.00	160.00	160.00	120.00	180.00	160.00
BEANS (LAL LOBIA)	KG.	145.00	136.25	130.00	135.00	130.00	90.00	90.00	120.00	140.00	125.00
POTATOES	KG	60.00	60.00	55.00	60.00	60.00	60.00	60.00	80.00	55.00	55.00
ONION	KG	27.50	27.50	30.00	30.00	40.00	40.00	40.00	40.00	35.00	27.50
TURNIP	KG	0.00	0.00	0.00	0.00	0.00	0.00	0.00	0.00	0.00	0.00
RADISH	KG	0.00	0.00	0.00	0.00	0.00	0.00	0.00	0.00	0.00	0.00
TOMATOES	KG	20.00	20.00	30.00	20.00	30.00	35.00	55.00	20.00	37.00	35.00
CABBAGE	KG	0.00	0.00	0.00	0.00	0.00	0.00	0.00	0.00	0.00	0.00
CAULIFLOWER	KG	0.00	0.00	0.00	0.00	0.00	0.00	0.00	0.00	0.00	0.00
BRINJAL	KG	25.00	20.00	20.00	30.00	37.50	50.00	60.00	60.00	30.00	30.00
PUMPKIN	KG	25.00	40.00	20.00	30.00	35.00	50.00	50.00	55.00	45.00	35.00
BOTTLEGOURD	KG	25.00	22.50	40.00	30.00	30.00	45.00	50.00	80.00	25.00	35.00
LADY FINGER	KG	55.00	30.00	30.00	35.00	40.00	100.00	90.00	50.00	80.00	35.00
PEAS	KG	0.00	0.00	0.00	0.00	0.00	0.00	0.00	0.00	0.00	0.00
SPINACH	KG	0.00	0.00	0.00	0.00	0.00	0.00	0.00	0.00	0.00	0.00
TINDA	KG	30.00	20.00	30.00	20.00	40.00	65.00	60.00	15.00	50.00	50.00
TURAI	KG	37.50	32.50	30.00	40.00	50.00	75.00	70.00	70.00	50.00	50.00
KARAILA	KG	37.50	30.00	20.00	30.00	37.50	100.00	100.00	50.00	60.00	27.50
ARVI	KG	80.00	56.25	90.00	80.00	57.50	56.00	70.00	160.00	80.00	120.00
CHILLIES GREEN	KG	55.00	80.00	60.00	60.00	30.00	195.00	160.00	110.00	65.00	70.00
CARROT	KG	0.00	0.00	0.00	0.00	0.00	0.00	0.00	0.00	0.00	0.00
COCUMBER (KHEERA)	KG	27.50	17.50	40.00	35.00	27.50	75.00	75.00	30.00	45.00	40.00
LEMON	250GM	30.00	22.50	30.00	40.00	47.50	65.00	60.00	50.00	80.00	55.00
SUGAR REFINED	KG.	58.00	54.50	54.00	60.00	53.00	70.00	70.00	55.00	52.00	52.00
GUR AV.QLTY	KG.	100.00	85.00	80.00	80.00	85.00	95.00	90.00	70.00	85.00	62.50
HONEY LANGANESE 500 GM.	BOTTLE	850.00	350.00	650.00	500.00	690.00	650.00	700.00	610.00	500.00	500.00
MILO 200 GM.	BOTTLE	230.00	170.00	220.00	182.00	185.00	150.00	150.00	200.00	200.00	160.00
CUSTARD POWDER RAFHAN 300 GM.	PKT	75.00	80.00	75.00	75.00	70.00	80.00	80.00	80.00	70.00	62.50
TOFFEE (HILAL)	EACH	1.00	1.00	1.00	1.00	1.00	2.00	2.00	1.00	1.00	2.00
CHOWKELATE CANDY (SMALL SIZE)	EACH	5.00	5.00	5.00	5.00	5.00	5.00	5.00	5.00	5.00	5.00
SWEETMEAT (MIXED)	KG	230.00	170.00	240.00	240.00	250.00	350.00	350.00	250.00	300.00	285.00
ICE CREAM WALLS	CUP.	40.00	40.00	40.00	40.00	40.00	40.00	40.00	40.00	40.00	40.00
ICE	KG	8.00	12.00	4.00	15.00	7.00	10.00	15.00	15.00	20.00	17.50
JAM AHMED/MITCHELLES	BOTTLE	130.00	110.00	130.00	120.00	135.00	115.00	115.00	140.00	120.00	125.00
SQUASH-MITCHELLES	BOTTLE	150.00	140.00	150.00	150.00	135.00	142.50	150.00	150.00	160.00	160.00
ROOH AFZA	BOTTLE	140.00	145.00	130.00	145.00	145.00	150.00	155.00	140.00	145.00	150.00
JAM-E-SHIREEN	BOTTLE	145.00	145.00	145.00	145.00	145.00	150.00	150.00	145.00	150.00	150.00
SAUNF	50 GM	20.00	15.00	12.00	10.00	13.50	12.00	12.00	15.00	30.00	15.00
CINAMON LOOSE AV. QLTY	50 GM.	27.50	30.00	20.00	15.00	22.50	30.00	40.00	25.00	30.00	22.50
CUMINSEED WHITE NATIONAL	50 GM.	50.00	50.00	52.00	50.00	50.00	50.00	50.00	50.00	50.00	54.00
PEPPER BLACK NATIONAL	50 GM.	96.00	80.00	96.00	75.00	96.00	75.00	80.00	96.00	80.00	96.00
CLOVES LOOSE AV.QLTY	50 GM.	125.00	100.00	60.00	85.00	88.00	50.00	50.00	100.00	80.00	120.00
CARDAMOM LARGE LOOSE AV.QLTY	50 GM.	125.00	90.00	90.00	85.00	145.00	60.00	70.00	150.00	160.00	105.00
CARDAMOM SMALL AV.QLTY	50 GM.	110.00	120.00	75.00	85.00	180.00	150.00	150.00	160.00	180.00	95.00
SALT-POWDERED (LAHORI) LOOSE	KG.	10.00	7.00	5.00	15.00	10.00	10.00	10.00	12.00	10.00	10.00
SALT POWDERED (NATIONAL/SHAN)	PKT	25.00	20.00	25.00	20.00	20.00	20.00	20.00	25.00	25.00	25.00
CHILLIES POWD.NATIONAL 200GM	PKT	105.00	105.00	105.00	105.00	105.00	105.00	105.00	105.00	105.00	105.00

Contd.

7.11 Intercity Consumer Prices
June, 2014

Description	Unit	Abbott-abad	Bannu	D.I. Khan	Mingora	Quetta	Turbat	Gawa-dar	Loralai	Khuz-dar	D.M. Jamali
CHILLIES POWDER LOOS	KG.	280.00	240.00	220.00	230.00	290.00	350.00	350.00	360.00	200.00	255.00
CORRIANDER SEED POWD.NATIONAL	PKT	88.00	78.00	88.00	77.00	78.00	80.00	80.00	78.00	78.00	87.00
CORRIANDER SEED (LOOSE)	KG.	160.00	280.00	200.00	240.00	190.00	150.00	300.00	260.00	300.00	245.00
TURMERIC POWD.NATIONAL 50GM	PKT.	35.00	35.00	35.00	35.00	35.00	35.00	35.00	35.00	35.00	35.00
CURRY POWD. NATIONAL 200 GM	PKT.	87.00	86.00	86.00	86.00	87.00	86.00	86.00	86.00	86.00	86.00
TOMATO KETCHUP AHMED/MITCHL	BOTTLE	80.00	70.00	85.00	105.00	80.00	75.00	75.00	90.00	90.00	95.00
PICKLES AHMED/MITCHELLES	BOTTLE	100.00	100.00	90.00	102.50	90.00	100.00	100.00	100.00	110.00	92.50
VINEGAR SYNTHETIC (SIRKA)	BOTTLE	75.00	40.00	50.00	85.00	75.00	50.00	60.00	80.00	50.00	75.00
GARLIC	KG	90.00	140.00	130.00	90.00	160.00	195.00	200.00	90.00	124.00	100.00
GINGER	KG	400.00	360.00	120.00	300.00	160.00	185.00	200.00	200.00	180.00	200.00
TAPAL DANEDAR TEA 200GM PACKET	PKT	131.58	131.58	131.58	131.58	131.58	131.58	131.58	131.58	131.58	131.58
TEA LIPTON YELLOW LABEL 200GM.	PKT.	124.21	124.21	147.37	147.37	124.21	147.37	147.37	147.37	124.21	147.37
TEA LOOSE KENYA AV.QLTY 250GM.	PKT.	150.00	120.00	115.00	127.50	112.50	160.00	170.00	120.00	140.00	160.00
COFFEE-NESCAFE 75 GM. **	BOTTLE	330.00	280.00	320.00	330.00	300.00	270.00	265.00	300.00	270.00	275.00
COLD DRINK (STANDARD SIZ)	BOTTLE	21.00	25.00	25.00	20.00	20.00	25.00	25.00	25.00	20.00	25.00
FRUIT JUICE TETRA PACK	PKT.	17.50	17.50	20.00	15.00	15.00	20.00	20.00	16.50	15.00	15.00
MINERAL WATER NESTLE 1.5 LTR	BOTTLE	45.00	45.00	42.50	40.00	45.00	45.00	50.00	45.00	45.00	50.00
CIGARETTES K-2 10'S **	PKT	36.00	45.00	50.00	50.00	40.00	36.00	36.00	45.00	45.00	45.00
CIGARETTES CAPSTAN 10'S **	PKT	40.00	50.00	50.00	50.00	40.00	45.00	45.00	50.00	50.00	50.00
CIGARETTES GOLD LEAF 20'S	PKT	90.00	100.00	100.00	100.00	90.00	100.00	100.00	100.00	100.00	102.50
CIGARETTES MORVEN GOLD 20'S	PKT	40.00	50.00	50.00	50.00	38.00	40.00	40.00	50.00	50.00	50.00
BETEL LEAVES	50GM.	60.00	72.50	50.00	60.00	35.00	40.00	40.00	35.00	50.00	55.00
BETEL NUTS	KG.	275.00	290.00	280.00	400.00	235.00	240.00	240.00	240.00	350.00	200.00
LONG CLOTH 57" GUL AHMED/AL-KARAM	METER	192.50	160.00	210.00	185.00	170.00	180.00	180.00	171.25	190.00	225.00
SHIRTING AV.QLTY.	METER	150.00	135.00	125.00	175.00	150.00	145.00	150.00	145.00	160.00	155.00
PANT CLOTH W & WEAR AV.QLTY	METER	375.00	555.00	265.00	650.00	300.00	270.00	300.00	370.00	180.00	200.00
LAWN PRINTED GUL AHMED/AL-KARAM	METER	300.00	177.50	250.00	177.50	180.00	150.00	150.00	190.00	165.00	205.00
GEORGETTE AV.QLTY	METER	80.00	97.50	90.00	110.00	105.00	80.00	80.00	145.00	95.00	70.00
LINEN AV.QLTY ***	METER	125.00	136.25	80.00	130.00	85.00	70.00	75.00	130.00	140.00	100.00
HEAVY WT SUITING LAWERNCPUR AVG QLTY	METER	1100.00	830.00	700.00	1475.00	1100.00	1100.00	1100.00	1000.00	1100.00	900.00
HEAVY WT SUITING LAWERNCPUR SUP QLTY	METER	1550.00	900.00	1150.00	1550.00	1300.00	1300.00	1300.00	1500.00	1300.00	1300.00
TROPICAL SUITING LAW.PUR	METER	900.00	655.00	700.00	1250.00	950.00	950.00	950.00	1000.00	950.00	950.00
PANT BOY 24"/26" LENGTH.	EACH	625.00	675.00	400.00	375.00	375.00	300.00	360.00	500.00	700.00	325.00
SHIRT BOY 24"/26" LENGTH	EACH	625.00	315.00	225.00	325.00	275.00	300.00	330.00	300.00	700.00	325.00
SCHOOL UNI. PANT,SHIRT BOYS	SUIT	630.00	587.50	475.00	625.00	475.00	750.00	700.00	550.00	700.00	485.00
SCHOOL UNI. KAMEEZ,SHAL.BOYS	SUIT	800.00	580.00	450.00	490.00	450.00	700.00	675.00	500.00	450.00	325.00
SCHOOL UNI. KAMEEZ,SHAL.GIRL	SUIT	670.00	588.75	500.00	575.00	475.00	750.00	800.00	495.00	600.00	450.00
FROCK W/WEAR GIRLS	EACH	1050.00	700.00	650.00	550.00	450.00	200.00	225.00	500.00	600.00	350.00
AWAMI-SUIT W & W(BOY) 24"/26	SUIT	1050.00	725.00	600.00	615.00	475.00	850.00	800.00	500.00	500.00	550.00
AWAMI-SUIT W&W (GENTS)AV.QLTY	SUIT	1825.00	1575.00	925.00	1175.00	675.00	850.00	850.00	700.00	700.00	1100.00
PULLOVER GENTS OXFORD/BON.	EACH	2895.00	2600.00	2400.00	2950.00	3250.00	2000.00	2000.00	2800.00	2000.00	1400.00
PULLOVER LADIES OXFORD/BON.	EACH	2895.00	2600.00	2400.00	2837.50	3350.00	2150.00	2175.00	3000.00	2750.00	1450.00
PULLOVER (GENTS) OTHERS A.QTY	EACH	1955.00	1125.00	825.00	1862.50	725.00	500.00	500.00	1100.00	675.00	1300.00
SECOND-HAND COAT FOR MEN	EACH	525.00	200.00	200.00	662.50	300.00	250.00	250.00	343.75	280.00	225.00
SECONDHAND SWEETER FOR MEN DUP QLTY	EACH	375.00	175.00	150.00	450.00	350.00	200.00	200.00	350.00	220.00	150.00
SECONDHAND WINTER JACKET	EACH	500.00	175.00	200.00	937.50	325.00	275.00	275.00	275.00	210.00	275.00
UNDERWEAR AV.QLTY MEDIUM SIZE	EACH	150.00	77.50	70.00	110.00	65.00	85.00	85.00	70.00	165.00	65.00
VEST FOR MEN AV.QLTY.	EACH	150.00	77.50	70.00	88.75	75.00	115.00	105.00	86.25	145.00	130.00
VEST/SHAMEEZ (WOMEN) AVG. QLTY	EACH	200.00	127.50	100.00	65.00	105.00	160.00	170.00	105.00	275.00	100.00
SOCKS NYLON (PAKISTANI)	PAIR	75.00	60.00	50.00	53.75	67.50	120.00	120.00	75.00	70.00	55.00
BRASSIER AV.QLTY.	EACH	85.00	150.00	85.00	105.00	100.00	120.00	120.00	107.50	200.00	130.00
BRASSIER SUP QLTY	EACH	185.00	220.00	110.00	147.50	250.00	190.00	200.00	300.00	250.00	212.50
DOPATTA GEORGETTE AV.QLTY.	EACH	387.50	235.00	250.00	350.00	210.00	280.00	300.00	210.00	250.00	190.00
DOPATTA COTTON AV GLTY	EACH	250.00	265.00	210.00	250.00	125.00	150.00	180.00	112.50	225.00	140.00
CHADDAR (W/WEAR) (2x2.5 MTR)	EACH	487.50	450.00	337.50	775.00	230.00	280.00	300.00	290.00	300.00	525.00

Contd.

7.11 Intercity Consumer Prices
June, 2014

Description	Unit	Abbott-abad	Bannu	D.I. Khan	Mingora	Quetta	Turbat	Gawa-dar	Loralai	Khuz-dar	D.M. Jamali
LUNGI/DHOTI(COTTON) AVG. QLTY	EACH	350.00	300.00	230.00	210.00	190.00	210.00	245.00	450.00	275.00	200.00
HANDKERCHIEF AVG. QLTY PAK	EACH	30.00	20.00	30.00	25.00	30.00	45.00	45.00	32.50	50.00	45.00
HANDKERCHIEF SUP. QLTY PAK	EACH	42.50	37.50	41.25	35.00	50.00	60.00	65.00	45.00	60.00	65.00
GLOVES AV QLTY	PAIR	80.00	52.50	60.00	55.00	55.00	80.00	85.00	60.00	175.00	45.00
AZARBAND COTTON AVG. QLTY	EACH	11.00	15.00	11.00	10.00	12.50	20.00	20.00	13.50	15.00	30.00
SEWING THREAD/REEL(ASLI PARI)	EACH	6.00	5.00	5.00	5.00	4.00	7.00	7.00	7.00	5.00	5.50
WASHING CHARGES PAINT & SHIRT	SUIT	50.00	70.00	75.00	100.00	65.00	35.00	50.00	75.00	170.00	55.00
DRY CLEANING SUIT COAT PANT	SUIT	350.00	250.00	180.00	450.00	150.00	180.00	200.00	150.00	175.00	155.00
WASHING CH. (KAMIZ-SHALWAR)	PAIR	50.00	60.00	35.00	60.00	40.00	40.00	40.00	45.00	55.00	55.00
TAILORING SHIRT	EACH	300.00	275.00	265.00	450.00	265.00	250.00	250.00	300.00	250.00	225.00
TAILORING CHARGES PANT (MEN)	EACH	625.00	900.00	550.00	925.00	425.00	375.00	375.00	400.00	375.00	450.00
TAILORING COAT-PANT SUIT	SUIT	4000.00	2750.00	2500.00	4400.00	3250.00	3250.00	3250.00	3500.00	3250.00	3500.00
TAILORING AWAMI-SUIT (MALE)	SUIT	475.00	450.00	375.00	550.00	475.00	500.00	500.00	500.00	375.00	425.00
TAILORING SUIT FEMALE	SUIT	293.75	350.00	350.00	550.00	475.00	400.00	400.00	500.00	375.00	275.00
GENTS SHOES PAUL BATA	PAIR	1199.00	1199.00	1199.00	1199.00	1199.00	1199.00	1199.00	1199.00	1199.00	1199.00
GENTS SANDAL BATA	PAIR	699.00	699.00	699.00	699.00	699.00	699.00	699.00	699.00	699.00	699.00
GENTS SPOUNG CHAPPAL BATA	PAIR	179.00	179.00	179.00	179.00	179.00	179.00	179.00	179.00	179.00	179.00
LADIES SANDAL BATA	PAIR	499.00	499.00	499.00	499.00	499.00	499.00	499.00	499.00	499.00	499.00
LADIES SPOUNG CHAPPAL BATA	PAIR	179.00	179.00	179.00	179.00	179.00	179.00	179.00	179.00	179.00	179.00
CHILD SHOE POWER LITE BATA	PAIR	599.00	599.00	599.00	599.00	599.00	599.00	599.00	599.00	599.00	599.00
GENTS SHOE, ART 1109 SERVICE	PAIR	999.00	999.00	999.00	999.00	999.00	999.00	999.00	999.00	999.00	999.00
NYLON JOGGER 27 SIZE 2-5 ***	PAIR	1299.00	1299.00	1299.00	1299.00	1299.00	1299.00	1299.00	1299.00	1299.00	1299.00
CHINA FOOT WEAR AV. QLTY (MALE) *	PAIR	825.00	850.00	675.00	1325.00	475.00	700.00	650.00	500.00	200.00	550.00
CHINA FOOT WEAR AV. QLTY (FEMALE) *	PAIR	537.50	700.00	450.00	500.00	300.00	500.00	575.00	350.00	200.00	425.00
CHINA FOOT WEAR AV. QLTY (CHILDREN) *	PAIR	437.50	450.00	325.00	475.00	285.00	450.00	500.00	300.00	190.00	275.00
SHOE REPAIR HALF SOLE	PAIR	90.00	80.00	95.00	150.00	90.00	90.00	95.00	55.00	80.00	85.00
SHOES POLISH CHARGES AVERAGE SHOP	PAIR	18.75	15.00	10.00	20.00	20.00	30.00	30.00	17.50	20.00	12.50
HOUSE RENT (combined)	MONTH	8300.00	3290.00	4367.00	3208.00	9370.00	3529.00	5333.00	3645.00	1997.00	3226.00
rent 2	pm	8300.00	3290.00	4367.00	3208.00	9370.00	3529.00	5333.00	3645.00	1997.00	3226.00
RENT3	PM	8300.00	3290.00	4367.00	3208.00	9370.00	3529.00	5333.00	3645.00	1997.00	3226.00
RENT4	PM	8300.00	3290.00	4367.00	3208.00	9370.00	3529.00	5333.00	3645.00	1997.00	3226.00
RENT5	PM	8300.00	3290.00	4367.00	3208.00	9370.00	3529.00	5333.00	3645.00	1997.00	3226.00
RENT6	PM	8300.00	3290.00	4367.00	3208.00	9370.00	3529.00	5333.00	3645.00	1997.00	3226.00
SYNTHETIC ENEMAL ROBIALAC BALTI 3.64 LTR.	EACH	1950.00	1775.00	1735.00	1887.50	1615.00	1600.00	1550.00	1550.00	1800.00	1700.00
SYNTHETIC ENEMAL ICI BALTI 3.64 LTR.	EACH	1950.00	1825.00	1855.00	1887.50	1875.00	1700.00	1700.00	1660.00	1800.00	1450.00
CEMENT (LOCAL) SPECIFY BRAND NAME	BAG	517.50	500.00	500.00	507.50	550.00	530.00	535.00	485.00	540.00	530.00
BRICKS (NEW) IST CLASS	P/1000	8000.00	6000.00	6200.00	9075.00	6250.00	0.00	0.00	6500.00	5000.00	6500.00
CEMENT BLOCKS (6"x8"x12")	P/100	0.00	0.00	0.00	2825.00	0.00	1900.00	2000.00	0.00	1700.00	0.00
BAJREE	100CFT	3200.00	1700.00	3000.00	2450.00	4250.00	3400.00	3900.00	3500.00	5000.00	2400.00
SAND (BLACK PIT SAND)	K100CFT	2600.00	1350.00	1500.00	2550.00	3250.00	2500.00	3000.00	2300.00	0.00	2200.00
TIMBER SHESHAM LOG IST QUALITY	cubmt.	0.00	35000.00	32400.00	0.00	43200.00	0.00	0.00	0.00	0.00	0.00
IRON BAR (M.S. BAR) 1/2"	P/TON	78500.00	79000.00	74500.00	77000.00	80000.00	76000.00	75500.00	74500.00	86000.00	73000.00
CARPANTER WAGE RATE	P/DAY	733.33	700.00	850.00	950.00	900.00	1000.00	1000.00	1000.00	1000.00	550.00
MASON (RAJ) WAGE RATE	P/DAY	733.33	1050.00	850.00	1000.00	1100.00	1200.00	1350.00	900.00	950.00	700.00
UNSKILLED LABOUR WAGE RATE	P/DAY	400.00	400.00	400.00	475.00	550.00	600.00	650.00	550.00	350.00	375.00
PLUMBER WAGE RSTE	P/DAY	0.00	700.00	800.00	900.00	800.00	1000.00	1000.00	1100.00	1000.00	650.00
ELECTICIAN WAGE RATE PER DAY **	P/DAY	0.00	575.00	800.00	875.00	750.00	1000.00	1050.00	700.00	0.00	550.00
ELECTICIAN WAGE RATE PER POINT **	P/PNT	122.50	87.00	70.00	155.00	150.00	100.00	100.00	175.00	100.00	125.00
WATER CHARGES PER HOUSE	P/MONTH	175.00	200.00	100.00	130.00	125.00	150.00	250.00	0.00	190.00	300.00
ELECT.CHARGES UPTO 50 UNITS	P/UNIT	2.00	2.00	2.00	2.00	2.00	2.00	2.00	2.00	2.00	2.00
ELECT.CHARGES 01 - 100 UNIT	P/UNIT	5.79	5.79	5.79	5.79	5.79	5.79	5.79	5.79	5.79	5.79
ELECT.CHARGES 101 - 300 UNIT	P/UNIT	9.70	9.70	9.70	9.70	9.70	9.70	9.70	9.70	9.70	9.70
ELECT.CHARGES 301 - 1000 UNIT	P/UNIT	15.27	15.27	15.27	15.27	15.27	15.27	15.27	15.27	15.27	15.27
ELECT.CHARGES ABOVE 1000 UNIT	P/UNIT	17.41	17.41	17.41	17.41	17.41	17.41	17.41	17.41	17.41	17.41
ELEC	PM	10.03	10.03	10.03	10.03	10.03	10.03	10.03	10.03	10.03	10.03

Contd.

7.11 Intercity Consumer Prices
June, 2014

Description	Unit	Abbott-abad	Bannu	D.I. Khan	Mingora	Quetta	Turbat	Gawa-dar	Loralai	Khuz-dar	D.M. Jamali
GAS CHRG upto 3.3719 MMBUT	MMBTU	124.18	124.18	0.00	124.18	124.18	0.00	0.00	0.00	0.00	124.18
GAS CHRG 3.3719 - 6.7438 MMBUT	MMBTU	248.37	248.37	0.00	248.37	248.37	0.00	0.00	0.00	0.00	248.37
GAS CHRG 6.7438 - 10.1157 MMBUT	MMBTU	248.37	248.37	0.00	248.37	248.37	0.00	0.00	0.00	0.00	248.37
GAS CHRG10.1157 - 13.4876 MMBUT	MMBTU	620.91	620.91	0.00	620.91	620.91	0.00	0.00	0.00	0.00	620.91
GAS	PM	620.91	620.91	0.00	620.91	620.91	0.00	0.00	0.00	0.00	620.91
GAS	PM	372.55	372.55	0.00	372.55	372.55	0.00	0.00	0.00	0.00	372.55
KEROSENE OIL	LTR	120.00	125.00	112.00	119.50	108.00	115.00	120.00	130.00	120.00	117.50
FIREWOOD WHOLE	40 KG.	387.50	485.00	350.00	475.00	575.00	360.00	400.00	400.00	400.00	350.00
CHAIR SHESHAM WOOD WITH ARMS **	EACH	1600.00	1025.00	2250.00	1450.00	1150.00	1800.00	1950.00	1350.00	1250.00	1550.00
CHAIR PLASTIC (CHAIRMAN) AVERAGE QUALITY	EACH	915.00	637.50	800.00	500.00	550.00	700.00	700.00	587.50	1000.00	750.00
TABLE SHESHAM WOOD (4X2X5") ***	EACH	6000.00	5500.00	4100.00	5000.00	5500.00	3500.00	3500.00	4500.00	4500.00	5625.00
SOFASET WOODEN WITH FOAM SEAT **	SET	16500.00	14500.00	17200.00	16250.00	28000.00	9000.00	8500.00	10000.00	12000.00	12000.00
COT IRON (WITH NIWAR)AV.QLTY.	EACH	2200.00	1675.00	1750.00	1712.50	2600.00	2350.00	2400.00	2550.00	2000.00	2500.00
ALMIRAH (STEEL) 6'X3' 20 GUAGE	EACH	14250.00	8625.00	9200.00	8750.00	9000.00	10000.00	9750.00	6750.00	11000.00	13000.00
DINNING TABLE 6 CHAIRS A.QLTY	SET	17000.00	11500.00	14600.00	18625.00	13000.00	22000.00	19000.00	11000.00	10500.00	15500.00
SINGLE BED WITHOUT FOAM MED.	EACH	3750.00	3500.00	5600.00	4500.00	6500.00	3600.00	3600.00	4500.00	8000.00	5750.00
MATRESS SINGLE(4"THICK)	EACH	4700.00	4200.00	3350.00	3800.00	3750.00	3000.00	3000.00	3900.00	4000.00	5000.00
FARSHI DARI 12'X9' AV.QLTY	EACH	1400.00	1300.00	1000.00	1450.00	1000.00	500.00	500.00	1000.00	2500.00	1200.00
DARI COTTON (6'x2 1/2') AV.QL	EACH	300.00	400.00	350.00	1175.00	475.00	383.33	300.00	500.00	1350.00	425.00
CARPET PLAIN AV. QLTY	SQFT.	47.50	44.50	35.00	45.00	61.25	48.67	50.00	35.00	35.00	45.00
QUILT (LIHAF) 3 KG. COTTON	EACH	850.00	900.00	600.00	650.00	700.00	550.00	500.00	625.00	800.00	575.00
BLANKET (90" x 54")	EACH	3000.00	2700.00	2900.00	4650.00	2000.00	2450.00	2500.00	2000.00	2600.00	3100.00
BEDSHEET SINGLE BED SUP.QLTY	EACH	575.00	405.00	500.00	650.00	575.00	350.00	350.00	500.00	900.00	550.00
BED SHEET DOUBLE WITH TWO PILLOW COVERS SUP QLTY	SET	2200.00	1225.00	1075.00	1250.00	575.00	430.00	435.00	550.00	1000.00	800.00
TOWEL(3'x2') AV. QALTY	EACH	475.00	250.00	275.00	250.00	150.00	200.00	200.00	206.25	300.00	120.00
CELING FAN 48" SUPER QLTY **	EACH	2895.00	3500.00	3250.00	2325.00	2650.00	3700.00	3600.00	2550.00	3000.00	3150.00
PEDESTAL FAN 22" SUPER QLTY	EACH	4390.00	4000.00	4730.00	3525.00	3600.00	3500.00	3500.00	3500.00	3400.00	4100.00
REFG. DAWLENCE 10 CFT. D.DOOR	EACH	30400.00	30000.00	33500.00	26125.00	26000.00	34000.00	33500.00	26300.00	38000.00	32000.00
D-FREEZER WAVES 8 CFT.	EACH	28900.00	30500.00	29000.00	30000.00	25000.00	31000.00	32000.00	25000.00	34000.00	25500.00
AIRCONDITIONER 1.5 TON PEL	EACH	40000.00	45000.00	44000.00	44000.00	39500.00	43500.00	43300.00	40000.00	46000.00	44500.00
SPLIT AIR CONDITIONER 1.5 TON (SPECIFY BRAND NAME)	EACH	44000.00	45000.00	43000.00	44000.00	40000.00	45000.00	45500.00	43500.00	40000.00	46000.00
AIRCOOLER SUPER ASIA	EACH	10500.00	10500.00	14000.00	9500.00	11500.00	9500.00	9500.00	11500.00	10500.00	10000.00
WASHING MACHINE SINGER	EACH	15600.00	14700.00	14700.00	14700.00	15200.00	14700.00	14700.00	15000.00	14700.00	14700.00
SEWING MACHINE(SINGER)	EACH	5860.00	5910.00	5210.00	5700.00	5210.00	5210.00	5250.00	5400.00	5210.00	5210.00
GIZER LARGE SIZE 30 GALLON CAPACITY SUP QLTY	EACH	19650.00	15200.00	15800.00	14750.00	12500.00	10000.00	10000.00	12000.00	17000.00	14750.00
GAS BURNER DOUBLE SPFY.BRAND	EACH	1725.00	2500.00	1800.00	1500.00	1250.00	1200.00	1200.00	1700.00	2000.00	1300.00
ELECT. IRON PHILIPS MDL.1120	EACH	1650.00	1500.00	1000.00	1500.00	1150.00	1100.00	1200.00	1200.00	1200.00	1450.00
ELECTRIC JUICER FOR APPLE	EACH	4000.00	4700.00	3625.00	3375.00	3800.00	3600.00	3600.00	4000.00	2500.00	4000.00
S.STEEL DEGHCHI MEDIUM SIZE ***	EACH	450.00	530.00	500.00	575.00	500.00	600.00	600.00	500.00	600.00	575.00
ALUMINIUM COOKING PAN (DEGCHI) MED SIZE	EACH	350.00	555.00	425.00	725.00	425.00	540.00	500.00	400.00	600.00	500.00
NON STICK COOKING PAN (DEGCHI) SUP. QLTY	EACH	600.00	562.50	525.00	675.00	350.00	600.00	600.00	345.00	400.00	550.00
FRYING PAN STEEL AVG. QLTY MED. SIZE	EACH	325.00	450.00	352.50	275.00	260.00	200.00	200.00	265.00	400.00	300.00
TAWA IORN (MEDIUM SIZE) AVG. QLTY	EACH	350.00	550.00	355.00	325.00	200.00	245.00	250.00	200.00	400.00	300.00
S.STEEL PLATE A.QLTY.(M.SIZE)	EACH	75.00	65.00	55.00	65.00	85.00	80.00	80.00	85.00	100.00	65.00
TABLE SPOON S.STEEL SUP.QLTY.	DOZEN	300.00	470.00	265.00	550.00	325.00	220.00	250.00	325.00	300.00	420.00
WATER SET JUG+6 GLASSES (OMROC)	SET	450.00	450.00	500.00	437.50	340.00	370.00	400.00	800.00	900.00	400.00
TEA SET PAK. CHINAWARE 21 PCS.	SET	1900.00	1225.00	1550.00	2125.00	1100.00	900.00	900.00	2500.00	1200.00	1950.00
DINNER SET PLASTIC 72 PIECES SUPERIOR QLTY	SET	5250.00	3625.00	3250.00	3625.00	4750.00	2200.00	2050.00	4250.00	1975.00	4450.00
HOTPOT SET PLASTIC 3 PCS.	SET	1500.00	1487.50	1025.00	1775.00	1050.00	800.00	800.00	1150.00	1300.00	1900.00
BUCKET(BALTI) PLASTIC MED.SIZ	EACH	375.00	392.50	290.00	275.00	285.00	370.00	365.00	272.50	300.00	275.00
LOTA PLASTIC (MED SIZE) AVERAGE QUALITY	EACH	47.50	27.50	35.00	55.00	32.50	60.00	60.00	35.00	50.00	60.00
PRESURE COOKER 4 LTR.	EACH	875.00	1400.00	1100.00	1125.00	1100.00	850.00	900.00	1400.00	1200.00	1225.00
WATER COOLER 9/10 LTR.PLASTIC ***	EACH	575.00	450.00	600.00	500.00	500.00	435.00	400.00	550.00	500.00	850.00
THERMOS STARVAC 1 LTR	EACH	450.00	450.00	500.00	650.00	375.00	490.00	510.00	425.00	500.00	350.00
BULB PHILIPS 100-WATTS	EACH	30.00	30.00	25.00	25.00	30.00	30.00	30.00	30.00	30.00	25.00

Contd.

7.11 Intercity Consumer Prices
June, 2014

Description	Unit	Abbott-abad	Bannu	D.I. Khan	Mingora	Quetta	Turbat	Gawa-dar	Loralai	Khuz-dar	D.M. Jamali
TUBE LIGHT PHILIPS 40 WATTS	EACH	110.00	95.00	95.00	120.00	100.00	130.00	130.00	110.00	100.00	95.00
ELECTRIC BLUBS "0" WATTE LOCAL	EACH	20.00	20.00	20.00	25.00	20.00	20.00	20.00	20.00	20.00	25.00
ELECTRIC BLUB ENERGY SAVER 14 WATTS	EACH	155.00	160.00	150.00	175.00	180.00	140.00	130.00	140.00	150.00	180.00
WASHING SOAP 250 GMS SPECIFY BRAND NAME	EACH	40.00	35.00	30.00	33.75	30.00	24.00	25.00	29.50	30.00	25.00
SURF EXCEL 400 GMS POLY BAG	EACH	125.00	125.00	125.00	125.00	125.00	125.00	125.00	125.00	125.00	125.00
WASHING POWDER 1000 GRM	EACH	180.00	175.00	185.00	175.00	175.00	185.00	185.00	175.00	175.00	180.00
WASHING POWDER (WHEEL/ BONUS) 100 GRAMS	EACH	85.00	95.00	92.50	85.00	85.00	95.00	95.00	90.00	85.00	90.00
CLEANSER POWDER VIM 1000 GM	PKT.	72.22	72.22	72.22	66.67	66.67	72.22	72.22	66.67	66.67	66.67
FINIS 500 ML	BOTTLE	180.00	120.00	110.00	110.00	187.50	170.00	180.00	125.00	170.00	165.00
PHNYLE TYPHONE/FINIS/CARRANITE 3 LITRES	BOTTLE	125.00	115.00	130.00	120.00	120.00	125.00	120.00	130.00	150.00	115.00
HARPIC	BOTTLE	125.00	130.00	130.00	125.00	130.00	125.00	125.00	130.00	125.00	130.00
BOOT POLISH CHERRY/KIWI 50ML	EACH	100.00	100.00	100.00	80.00	100.00	80.00	80.00	80.00	80.00	100.00
ROBIN BLUE (35 GRAMS)	PKT.	25.00	40.00	28.00	30.00	35.00	25.00	30.00	35.00	25.00	25.00
TISSU PAPER PERFUMED 100 PCS.	PKT	105.00	80.00	90.00	90.00	100.00	100.00	95.00	118.75	105.00	90.00
TOILET PAPER ROLL (R.PETEL)	P/ROLL	35.00	35.00	35.00	27.50	35.00	35.00	35.00	37.50	40.00	35.00
BOOT POLISH LIQUID CHEERY BLOSSOM KIWI 75 ML	BOTTLE	120.00	120.00	135.00	120.00	120.00	120.00	120.00	120.00	120.00	140.00
MATCH BOX SMALL	EACH	1.00	1.50	1.00	1.00	1.00	2.00	2.00	2.00	1.50	1.50
DRY CELL 1.5 VOLT(LOCAL)	EACH	20.00	21.00	20.00	20.00	15.00	15.00	15.00	25.00	22.00	20.00
HAND STITCHING NEEDLE M.SIZE	PACKET	9.00	6.00	6.00	5.00	5.00	8.00	8.00	6.00	10.00	5.00
SEWING MACHINE NEEDLE (SINGER)	EACH	7.50	5.00	5.00	5.00	5.00	6.00	6.00	5.00	6.00	5.00
HOUSEHOLD SERVANT FEMALE P/T	P/MNTH	2500.00	1500.00	2750.00	2750.00	1350.00	4000.00	4000.00	1500.00	3000.00	900.00
MARRIAGE HALL WITH FURNITURE	P/HEAD	105.00	80.00	80.00	60.00	80.00	50.00	50.00	50.00	50.00	50.00
SEPTRAN TABLETS	10TAB.	15.00	15.00	15.00	15.00	15.00	15.00	15.00	15.00	15.00	15.00
BRUFEN TABS 200-MG.	10TAB.	10.00	10.00	10.00	10.00	10.00	10.00	10.00	10.00	10.00	10.00
PANADOL TAB. EXTRA/PLAIN	10TAB.	10.00	10.00	10.00	10.00	10.00	10.00	10.00	10.00	10.00	10.00
DISPRIN TAB.	10TAB.	10.00	10.00	10.00	10.00	10.00	10.00	10.00	10.00	10.00	10.00
TRISIL TAB.	10 TAB	10.00	10.00	10.00	10.00	10.00	10.00	10.00	10.00	10.00	10.00
FLAGYL TAB. 200 MG.	10TAB.	10.00	10.00	10.00	10.00	10.00	10.00	10.00	10.00	10.00	10.00
VENTOLIN TAB. 2MG.	10TAB.	9.00	9.00	9.00	9.00	9.00	9.00	9.00	9.00	9.00	9.00
DAONIL TAB. 5 MG.	10TAB.	17.00	17.00	17.00	17.00	17.00	17.00	17.00	17.00	17.00	17.00
ENTOX TAB.	10TAB.	10.00	10.00	10.00	10.00	10.00	10.00	10.00	10.00	10.00	10.00
RENITEC TAB. 5 MG.	10TAB.	59.00	59.00	59.00	59.00	59.00	59.00	59.00	59.00	59.00	59.00
CAC. 1000 TAB	BOTTLE	122.00	122.00	122.00	122.00	122.00	122.00	122.00	122.00	122.00	122.00
AMOXIL CAPSOLE 250 MG.S	10CAP.	36.00	36.00	36.00	36.00	36.00	36.00	36.00	36.00	36.00	36.00
CALCIUM SYRUP SANDOZ	BOTTLE	64.00	64.00	64.00	64.00	64.00	64.00	64.00	64.00	64.00	64.00
LEDERPLEX SYRUP	BOTTLE	35.00	35.00	35.00	35.00	35.00	35.00	35.00	35.00	35.00	35.00
SANCOS SYRUP (50 ML.)	BOTTLE	30.00	30.00	30.00	30.00	30.00	30.00	30.00	30.00	30.00	30.00
PHENERGAN SYRUP 120 ML.	BOTTLE	33.00	33.00	33.00	33.00	33.00	33.00	33.00	33.00	33.00	33.00
CALPOL SYRUP 60 ML.	BOTTLE	28.00	28.00	28.00	28.00	28.00	28.00	28.00	28.00	28.00	28.00
HYDRYLLIN SYRUP 120 ML.	BOTTLE	59.00	59.00	59.00	59.00	59.00	59.00	59.00	59.00	59.00	59.00
POLYFAX EYE OINTMENT	TUBE	21.00	21.00	21.00	21.00	21.00	21.00	21.00	21.00	21.00	21.00
BETNESOL EYE DROPS	BOTTLE	33.89	33.89	33.89	33.89	33.89	33.89	33.89	33.89	33.89	33.89
EAR DROPS (CARDISPORINE) ***	BOTTLE	21.00	21.00	21.00	21.00	21.00	21.00	21.00	21.00	21.00	21.00
BETNOVATE-N OINTMENT 5 GMS	TUBE	16.00	16.00	16.00	16.00	16.00	16.00	16.00	16.00	16.00	16.00
BURNOL CREAM 30 GRM	TUBE	16.00	16.00	16.00	16.00	16.00	16.00	16.00	16.00	16.00	16.00
VICKS VAPORUB/BALM	BOTTLE	36.00	36.00	36.00	36.00	36.00	36.00	36.00	36.00	36.00	36.00
GLYCRINE SMALL BOTTLE	BOTTLE	30.00	25.00	15.00	25.00	45.00	20.00	20.00	30.00	25.00	15.00
JOUHAR JOSHANDA	PKT.	6.00	6.00	7.00	6.00	6.00	6.00	6.00	6.00	6.00	6.00
GALXOS-D (450 GRMS)	PKT.	151.88	157.50	151.88	151.88	151.88	151.88	151.88	151.88	157.50	157.50
GRIPE-WATER WOODWARDS	BOTTLE	50.00	50.00	50.00	50.00	50.00	50.00	50.00	50.00	50.00	50.00
SANIPLAST ONE PUTTY	EACH	1.75	2.00	2.00	1.50	1.50	3.00	3.00	2.00	2.00	1.45
O.R.S. (NIMCOL)	PKT.	15.00	15.00	15.00	15.00	15.00	15.00	15.00	15.00	15.00	15.00
DETTOL (MEDIUM)	BOTTLE	46.80	46.80	46.80	46.80	46.80	46.80	46.80	46.80	46.80	46.80
COTTON BANDAGE 2" - 4"	EACH	10.50	10.00	5.50	6.00	10.00	15.00	15.00	13.00	12.00	10.00
THERMOMETER CHINA	EACH	47.50	40.00	45.00	35.00	35.00	50.00	50.00	35.00	50.00	40.00

Contd.

7.11 Intercity Consumer Prices
June, 2014

Description	Unit	Abbott-abad	Bannu	D.I. Khan	Mingora	Quetta	Turbat	Gawa-dar	Loralai	Khuz-dar	D.M. Jamali
DOCTOR (MBBS) CLINIC FEE	P/PAT.	150.00	150.00	200.00	200.00	200.00	300.00	300.00	200.00	200.00	90.00
URINE TEST (DR) CHARGES	P/TEST	60.00	100.00	120.00	70.00	80.00	250.00	300.00	100.00	100.00	85.00
BLOOD TEST (CP) CHARGES	P/TEST	100.00	175.00	130.00	250.00	200.00	350.00	350.00	200.00	125.00	225.00
SUGAR TEST (RANDOM/FASTING BOTH) CHARGES	P/TEST	100.00	90.00	140.00	90.00	175.00	300.00	300.00	150.00	150.00	200.00
ECG CHARGES	P/TEST	200.00	243.75	250.00	150.00	175.00	400.00	400.00	200.00	300.00	150.00
X-RAY (CHEST) CHARGES	P/X-RAY	200.00	180.00	225.00	150.00	300.00	350.00	350.00	250.00	230.00	350.00
CAR SUZUKI 800 CC (W/O. A/C)	EACH	680000.00	0.00	642000.00	0.00	0.00	0.00	0.00	0.00	0.00	0.00
CAR SUZUKI 1000 CC	EACH	1060000.00	0.00	1052000.00	0.00	1044000.00	0.00	0.00	0.00	0.00	0.00
CAR TOYOTA 1300 CC	EACH	1590000.00	0.00	1700500.00	0.00	1568000.00	0.00	0.00	0.00	0.00	0.00
CAR HONDA CIVIC	EACH	2180000.00	0.00	0.00	0.00	2035000.00	0.00	0.00	0.00	0.00	0.00
MOTORCYCLE HONDA CD-70.	EACH	69900.00	68500.00	70000.00	68000.00	69500.00	70000.00	68000.00	70000.00	0.00	69750.00
MOTORCYCLE YAMAHA 100CC.	EACH	79300.00	84000.00	79300.00	0.00	80600.00	81000.00	79300.00	81000.00	0.00	0.00
MOTOR CYCLE HERO 70 CC	EACH	46000.00	43000.00	44500.00	45000.00	45000.00	50000.00	0.00	50000.00	0.00	0.00
BICYCLE WITH TYRES & TUBES	EACH	9500.00	8500.00	6825.00	6300.00	7125.00	6000.00	5200.00	7000.00	0.00	7000.00
TYRE CAR WITH TUBE GENERAL	EACH	3350.00	4700.00	3500.00	2975.00	3250.00	4000.00	3750.00	3300.00	3000.00	3300.00
TYRE MOTOR CYCLE WITHOUT TUBE	EACH	1500.00	1325.00	1050.00	1237.50	1050.00	1250.00	1300.00	1100.00	1250.00	1100.00
TYRE CYCLE SPECIFY BRAND NAME	EACH	425.00	545.00	325.00	425.00	350.00	300.00	300.00	350.00	450.00	475.00
TYRE CAR W/O TUBE	EACH	3300.00	4300.00	3600.00	2912.50	3450.00	3500.00	3300.00	2500.00	6000.00	2800.00
PETROL SUPER	LITRE	107.97	107.97	107.97	107.97	107.97	107.97	107.97	107.97	107.97	107.97
HIGH SPEED DIESEL HSD	LITRE	109.34	109.34	109.34	109.34	109.34	109.34	109.34	109.34	109.34	109.34
CNG	K.G.	0.00	0.00	0.00	74.25	74.25	0.00	0.00	0.00	0.00	74.25
GAS CYLINDER STAND. SIZE	EACH	1400.00	1200.00	1250.00	1096.50	1500.00	1100.00	1100.00	1612.50	1300.00	1700.00
MOTOR CYCLE SERVICE CHARGES	EACH	300.00	300.00	275.00	250.00	275.00	200.00	200.00	200.00	300.00	200.00
CAR SERVICE CHARGES	EACH	400.00	0.00	400.00	282.50	450.00	300.00	400.00	375.00	400.00	300.00
TYRE PUNCTURE CHARGES	EACH	75.00	67.50	50.00	55.00	45.00	80.00	85.00	50.00	75.00	65.00
CYCLE OVERHAULING CHARGES	EACH	275.00	500.00	300.00	250.00	190.00	150.00	155.00	190.00	200.00	100.00
CAR TAX FOR 800CC TO 1300CC	YEARLY	937.50	937.50	937.50	937.50	500.00	500.00	500.00	500.00	500.00	500.00
TRAIN FARE ECO. 1-100 KM.	P/KM.	0.71	0.71	0.00	0.00	0.71	0.00	0.71	0.00	0.00	0.71
TRAIN FARE ECO. 101-500 KM.	P/KM.	1.02	1.02	0.00	0.00	1.02	0.00	1.02	0.00	0.00	1.02
TRAIN FARE ECO. > 500 KM.	P/KM.	0.93	0.93	0.00	0.00	0.93	0.00	0.93	0.00	0.00	0.93
TRAIN FARE IST SLP. 1-100KM	P/KM.	2.18	2.18	0.00	0.00	2.18	0.00	2.18	0.00	0.00	2.18
TRAIN FARE IST SLP.101-500 KM	P/KM.	2.69	2.69	0.00	0.00	2.69	0.00	2.69	0.00	0.00	2.69
TRAIN FARE IST SLP. > 500 KM	P/KM.	2.07	2.07	0.00	0.00	2.07	0.00	2.07	0.00	0.00	2.07
TRAIN FARE A/C SLP. 1-100KM.	P/KM	5.99	5.99	0.00	0.00	5.99	0.00	5.99	0.00	0.00	5.99
TRAIN FARE A/C SLP.101-500KM	P/KM.	4.77	4.77	0.00	0.00	4.77	0.00	4.77	0.00	0.00	4.77
TRAIN FARE A/C SLP > 500KM.	P/KM	4.32	4.32	0.00	0.00	4.32	0.00	4.32	0.00	0.00	4.32
PLATEFORM TICKET	EACH	10.00	10.00	0.00	0.00	10.00	0.00	10.00	0.00	0.00	10.00
AUTO RICKSHAW FARES	KM/MIN	50.00	45.00	40.00	50.00	65.00	40.00	72.50	50.00	65.00	40.00
FULL TONGA CHARGES	KM/MIN	60.00	40.00	0.00	0.00	80.00	0.00	0.00	50.00	0.00	0.00
TAXI 4 SEATER FARE	KM/MIN	65.00	50.00	100.00	75.00	60.00	60.00	60.00	60.00	60.00	60.00
BUS FARE MIN (WITHIN CITY)	TICKET	10.00	12.00	0.00	0.00	20.00	0.00	0.00	0.00	0.00	0.00
BUS FARE MAX (WITHIN CIT	TICKET	10.00	25.00	0.00	0.00	20.00	0.00	0.00	0.00	0.00	0.00
BUS FARE OUTSIDE CITY	P/KM.	0.93	0.93	0.93	0.93	0.90	0.90	0.90	0.90	0.90	0.90
A/C BUS FARE OUTSIDE CITY	P/KM.	1.60	1.45	1.50	1.50	1.60	1.60	1.60	1.60	1.60	1.60
MINIBUS FARE MIN.WITH IN CITY	TICKET	0.00	0.00	0.00	0.00	20.00	0.00	35.00	0.00	0.00	0.00
MINIBUS FARE MAX.WITH IN CITY	TICKET	0.00	0.00	0.00	0.00	20.00	0.00	0.00	0.00	0.00	0.00
SUZUKI FARE MIN.WITH IN CITY	TICKET	10.00	0.00	10.00	10.00	0.00	0.00	0.00	0.00	0.00	0.00
SUZUKI FARE MAXIMUM W.IN CITY	TICKET	13.00	0.00	15.00	15.00	0.00	0.00	30.00	0.00	0.00	0.00
AIR FARE ECONOMY CLASS.	P/KM.	0.00	0.00	0.00	0.00	18.20	18.20	18.20	0.00	18.20	0.00
POSTAL ENVELOPE DOMESTIC	EACH	8.00	8.00	8.00	8.00	8.00	8.00	8.00	8.00	8.00	8.00
ENVELOPE FOR SAUDI ARABIA	EACH	50.00	50.00	50.00	50.00	50.00	45.00	45.00	45.00	50.00	45.00
POSTAL REGISTRATION CHARGES	EACH	28.00	28.00	28.00	28.00	28.00	28.00	28.00	28.00	28.00	28.00
U.M.S. REG CHARGES MIN.	EACH	58.00	58.00	58.00	58.00	59.00	58.00	58.00	58.00	58.00	58.00
T.C.S. CH. MIN.WITH IN ZONE	EACH	110.00	110.00	110.00	95.00	110.00	110.00	110.00	110.00	110.00	110.00
TELEPHONE CHARGES LOCAL CALL	P/CALL	3.94	3.94	3.94	3.94	3.94	3.94	3.94	3.94	3.94	3.94

Contd.

7.11 Intercity Consumer Prices
June, 2014

Description	Unit	Abbott-abad	Bannu	D.I. Khan	Mingora	Quetta	Turbat	Gawa-dar	Loralai	Khuz-dar	D.M. Jamali
TEL CHARGES OUT SIDE CITY	P/CALL	3.94	3.94	3.94	3.94	3.94	3.94	3.94	3.94	3.94	3.94
INTERNET CHARGES	P/HOUR	30.00	25.00	42.50	30.00	25.00	30.00	30.00	38.75	20.00	20.00
MOBILE CELL CHARGES	P/UNIT	4.00	2.88	2.50	2.50	3.00	3.00	3.00	3.00	4.00	3.00
FAX CHARGES (LOCAL)	P/PAGE	17.50	15.00	15.00	10.00	15.00	25.00	25.00	20.00	20.00	15.00
TELEPHONE SET AV. QLTY	EACH	1200.00	1012.50	1300.00	1037.50	575.00	750.00	800.00	675.00	500.00	550.00
MOBILE SET NOKIA/SONY/ERICSON/SAMSUNG WITHOUT CAMERA	EACH	3800.00	2500.00	2250.00	2487.50	3000.00	2000.00	2100.00	3100.00	3000.00	3750.00
T.V. 20" COLORED WEGA H-A21.	EACH	20000.00	22000.00	20000.00	24500.00	18000.00	17000.00	17000.00	18000.00	17500.00	20000.00
T.V 20" COLOR CHINA/KORIA)	EACH	10500.00	9000.00	9550.00	8125.00	13000.00	8000.00	8000.00	12000.00	8500.00	16500.00
V.C.P. PANASONIC/LG/NAT	EACH	6500.00	6500.00	5000.00	0.00	6900.00	4500.00	0.00	6000.00	0.00	6500.00
DVD/VCD PLAYER PANASONIC/LG	EACH	4600.00	2500.00	5500.00	3000.00	5200.00	3000.00	0.00	4800.00	3000.00	4750.00
RADIO WITH C.PLAYER NATIONAL	EACH	2800.00	2175.00	1900.00	1450.00	1950.00	1600.00	1675.00	2000.00	1900.00	1650.00
PERSONNEL COMPUTER (BRANDED)	EACH	35000.00	52000.00	41500.00	33500.00	42000.00	28000.00	28000.00	28000.00	28000.00	28000.00
VID. CASSETTE BLK. TDK/SONY	EACH	150.00	110.00	100.00	125.00	155.00	150.00	150.00	150.00	0.00	0.00
COM. C.D. (TDK/IMATION)	EACH	50.00	65.00	50.00	50.00	72.50	60.00	35.00	70.00	50.00	65.00
TAPE RECORDER CASSETTE BLANK	EACH	60.00	25.00	42.50	70.00	40.00	35.00	37.50	35.00	45.00	30.00
VIDEO GAME SEGA 16 BYTE	EACH	1800.00	1450.00	1475.00	0.00	1150.00	900.00	900.00	1250.00	1000.00	0.00
CINEMA A/C. HIGH CLASS	TICKET	0.00	0.00	0.00	0.00	0.00	0.00	0.00	0.00	0.00	0.00
CINEMA NON-A/C HIGH CLASS	TICKET	30.00	40.00	50.00	100.00	150.00	0.00	0.00	20.00	0.00	0.00
CABLE CHARGES	PER MONT	250.00	300.00	250.00	200.00	400.00	350.00	300.00	300.00	300.00	300.00
TV.LICENCE FEE DOMESTIC	YEARLY	420.00	420.00	420.00	420.00	420.00	420.00	420.00	420.00	420.00	420.00
ENGLISH BOOK CLASS V1	EACH	78.00	78.00	78.00	78.00	59.00	59.00	59.00	59.00	59.00	59.00
ENGLISH BOOK CLASS IX OR X	EACH	76.00	76.00	76.00	76.00	72.00	72.00	72.00	72.00	72.00	72.00
ENG. BOOK IST.YR COMPLETE SET	EACH	80.00	80.00	80.00	80.00	65.00	65.00	65.00	65.00	65.00	65.00
ENGLISH BOOK BA/B.SC	EACH	120.00	120.00	120.00	120.00	175.00	175.00	175.00	175.00	175.00	175.00
URDU BOOK CLASS V (T.B.BORD)	EACH	76.00	76.00	76.00	76.00	82.00	82.00	82.00	82.00	82.00	82.00
URDU BOOK CLASS IX/X(T.B.B)	EACH	65.50	65.50	65.50	65.50	85.00	85.00	85.00	85.00	85.00	85.00
URDU BOOK IST.YEAR/INTER	EACH	76.00	76.00	76.00	76.00	85.00	85.00	85.00	85.00	85.00	85.00
URDU BOOK BA/B.SC	EACH	160.00	160.00	160.00	160.00	175.00	175.00	175.00	175.00	175.00	175.00
MATHS BOOK CALSS V (T.B.B)	EACH	77.00	77.00	77.00	77.00	55.00	55.00	55.00	55.00	55.00	55.00
MATHS BOOK CLASS IX OR X	EACH	133.00	133.00	133.00	133.00	130.50	130.50	130.50	130.50	130.50	130.50
MATHS BOOK IST.YEAR (T.B.B)	EACH	160.00	160.00	160.00	160.00	138.00	138.00	138.00	138.00	138.00	138.00
PAKISTAN STUDIES BOOK BA/B.SC	EACH	95.00	95.00	95.00	95.00	300.00	300.00	300.00	300.00	300.00	300.00
DAILY "DAWN"	P/COPY	19.00	19.00	19.00	19.00	19.00	19.00	19.00	19.00	19.00	19.00
DAILY "JANG"	P/COPY	12.00	12.00	12.00	12.00	12.00	12.00	12.00	12.00	12.00	12.00
DAILY "NAWA-E-WAQT"	P/COPY	12.00	12.00	12.00	12.00	12.00	12.00	12.00	12.00	12.00	12.00
WEEKLY "AKHBAR-E-JAHAN"	P/COPY	55.00	55.00	55.00	55.00	55.00	55.00	55.00	55.00	55.00	55.00
WEEKLY "MAG"	P/COPY	45.00	45.00	45.00	45.00	45.00	45.00	45.00	45.00	45.00	45.00
MONTHLY "NAUNEHAL DIGEST"	P/COPY	35.00	35.00	35.00	35.00	35.00	35.00	35.00	35.00	35.00	35.00
PAPER FOOLSCAPE (27"x17")	QUIRE	37.50	32.50	47.50	25.00	27.50	25.00	25.00	35.00	50.00	35.00
EXERCISE.BOOK LINED 80/100 PGS	EACH	60.00	55.00	45.00	57.50	37.50	40.00	40.00	40.00	50.00	27.50
PENCILGOLDFISH/DEER	EACH	5.50	5.00	5.00	7.50	5.00	5.00	5.00	5.00	5.00	4.50
PEN INK DOLLOR 57 ML BOTTLE	EACH	20.00	20.00	20.00	20.00	20.00	20.00	20.00	20.00	20.00	20.00
PHOTOSTATE PAPER 70 GM	PRT	320.00	282.50	350.00	345.00	355.00	530.00	550.00	400.00	400.00	350.00
BALL PEN (local)	EACH	7.00	5.00	5.00	5.00	5.00	7.00	7.00	5.00	5.00	5.00
FOUNTAIN PEN HERO/WINGS/CHINA	EACH	55.00	35.00	40.00	45.00	35.00	40.00	40.00	35.00	30.00	37.50
PRIVATE SCHOOL FEE ENGLISH MED. AVG. STAND. (CLASS I)	P/ MONTH	1587.50	550.00	500.00	650.00	750.00	625.00	550.00	500.00	300.00	375.00
PRIVATE SCHOOL FEE ENGLISH MED. AVG. STAND (CLASS V)	P/ MONTH	1797.50	650.00	800.00	900.00	1150.00	725.00	600.00	700.00	560.00	550.00
PRIVATE SCHOOL FEE ENGLISH MED. AVG. STAND (CLASS VI	P/ MONTH	1847.50	750.00	1000.00	900.00	1200.00	825.00	800.00	1000.00	675.00	700.00
PRIVATE SCHOOL FEE ENGLISH MED. AVG. STAND (CLASS X)	P/ MONTH	2287.50	850.00	1800.00	1300.00	1400.00	925.00	900.00	1200.00	635.00	850.00
PRIVATE MEDICLE COLLEGE FEE MBBS (IST YEAR)	P/ MONTH	40000.00	0.00	0.00	0.00	0.00	0.00	0.00	0.00	0.00	0.00
PRIVATE ENGINEERING COLLEGE FEE (ISTR YEAR)	P/ MONTH	0.00	0.00	0.00	0.00	5700.00	0.00	0.00	0.00	0.00	0.00
GOVT. COLLEGE FEE IST. YEAR	MONTH	43.75	41.67	35.42	31.25	60.00	7.50	7.50	7.50	7.50	7.00
GOVT. COLLEGE FEE 4TH. YEAR	MONTH	45.83	50.00	39.59	39.59	80.00	9.00	9.00	9.00	9.00	9.00
GOVT. UNIVERSITY FEE MSC.	MONTH	539.58	620.00	540.00	540.00	350.00	350.00	350.00	350.00	350.00	350.00
GOVT. MED. COLLEGE FEE MBBS	MONTH	641.66	642.00	641.66	2054.00	950.00	0.00	950.00	0.00	0.00	950.00

Contd.

7.11 Intercity Consumer Prices
June, 2014

Description	Unit	Abbott-abad	Bannu	D.I. Khan	Mingora	Quetta	Turbat	Gawa-dar	Loralai	Khuz-dar	D.M. Jamali
GOVT. ENGG. COLL. FEE I YEAR	MONTH	0.00	0.00	595.83	0.00	850.00	0.00	3850.00	0.00	850.00	850.00
COACHING FEE FOR CLASS IX/X	P/ MONTH	1200.00	700.00	1000.00	1750.00	500.00	1000.00	1000.00	600.00	600.00	1000.00
COACHING CHARGES FOR CLASS IST YEAR/INTER (SCIENCE)	P/ MONTH	1500.00	675.00	1100.00	2750.00	1000.00	0.00	1000.00	0.00	0.00	1500.00
COACHING CHARGES FOR CLASS IST YEAR/INTER (COMMERCE)	P/ MONTH	1000.00	675.00	1000.00	950.00	1000.00	0.00	1000.00	0.00	0.00	1500.00
I.T. TUITION FEES	P/ MONTH	4166.00	2500.00	2100.00	0.00	1800.00	0.00	920.00	0.00	0.00	0.00
MBA TUITION FEES	P/ MONTH	3000.00	3000.00	2100.00	0.00	0.00	0.00	0.00	0.00	0.00	0.00
BREAD TANDOORI ST. SIZE	EACH	10.00	10.00	6.00	10.00	10.00	10.00	10.00	10.00	10.00	10.00
COOKED MUTTON (AV. HOTEL)	PLATE	117.50	140.00	140.00	145.00	150.00	120.00	155.00	200.00	180.00	115.00
COOKED BEEF (AV. HOTEL)	PLATE	72.50	90.00	100.00	105.00	80.00	90.00	125.00	120.00	150.00	80.00
COOKED DAL (AV. HOTEL)	PLATE	55.00	47.50	70.00	43.75	60.00	70.00	75.00	50.00	50.00	40.00
CHICKEN BIRYANI FULL/DOUBLE	PLATE	140.00	120.00	145.00	190.00	150.00	120.00	130.00	100.00	85.00	90.00
TEA PREPARED (ORDINARY)	CUP	17.50	15.00	15.00	17.50	21.00	10.00	10.00	20.00	17.50	20.00
HAIRCUT CHARGES FOR MEN	P/CUT	65.00	57.50	45.00	70.00	80.00	90.00	100.00	60.00	55.00	55.00
BEAUTY PORL HAIR STYL CHARGE	P/STY.	350.00	150.00	140.00	450.00	250.00	300.00	325.00	250.00	250.00	150.00
SHAVING CHARGES	PER SHV	25.00	37.50	32.50	45.00	40.00	35.00	35.00	40.00	30.00	25.00
LIPSTICK S.MISS/MEDORA	EACH	100.00	90.00	100.00	90.00	95.00	90.00	100.00	90.00	100.00	90.00
NAIL POLISH S.MISS/MEDORA	EACH	105.00	90.00	100.00	85.00	95.00	80.00	80.00	80.00	80.00	80.00
PERFUME MED.SIZE MEDORA/BROACH	EACH	110.00	120.00	100.00	150.00	100.00	100.00	100.00	100.00	150.00	180.00
HAIR-OIL AMLA/CHAMBELI	BOTTLE	110.00	100.00	85.00	100.00	100.00	90.00	80.00	100.00	100.00	100.00
TOILET SOAP LUX 95 GRAMS	EACH	40.38	40.38	40.38	40.38	40.38	40.38	40.38	40.38	40.38	40.38
TOILET SOAP LIFEBOUY 140 GRM	EACH	36.00	36.00	36.00	36.00	36.00	36.00	36.00	36.00	36.00	36.00
TOILET SOAP SAFEGUARD BATH SIZE	EACH	48.00	48.00	48.00	46.00	48.00	46.00	46.00	48.00	46.00	46.00
TOOTHPASTE MACKLINES 70 GRM	EACH	50.00	50.00	50.00	50.00	50.00	50.00	50.00	50.00	50.00	50.00
TOOTHPAST MED SIZE CLGATE 70 GMS	EACH	56.00	56.00	60.67	56.00	56.00	56.00	56.00	56.00	56.00	56.00
TOOTHBRUSH SHEILD A/PLAUQUE	EACH	42.50	32.50	40.00	46.25	50.00	50.00	50.00	40.00	50.00	47.50
TOOTHPOWDER DENTONIC 90 GRM	EACH	25.00	25.00	25.00	25.00	25.00	25.00	25.00	25.00	25.00	25.00
HAIR-COLOUR BEGIN (6 GMS)	EACH	90.00	95.00	90.00	100.00	90.00	90.00	90.00	95.00	90.00	95.00
HAIR COLOUR (KALAKOLA)	BOTTLE	120.00	120.00	120.00	120.00	120.00	120.00	120.00	120.00	120.00	120.00
FACECREAM PONDS (MEDIUM)	EACH	110.00	120.00	110.00	120.00	120.00	100.00	100.00	120.00	140.00	110.00
TALC POWDER VICE ROAY,B.CAT	EACH	120.00	120.00	110.00	110.00	120.00	130.00	120.00	120.00	150.00	120.00
BLADE TREET ORDINARY 10'S	PKT.	30.00	30.00	30.00	30.00	30.00	30.00	30.00	35.00	45.00	30.00
BLADE 7-O-CLOCK STAIN. 5'S	PKT.	30.00	30.00	30.00	32.50	35.00	30.00	35.00	35.00	55.00	35.00
SHAMPOO SUNSILK/PAINTIN 100 ML	BOTTLE	100.00	100.00	110.00	110.00	110.00	115.00	100.00	100.00	100.00	110.00
BEAUTY CREAM (FAIR & LOVELY)	EACH	155.00	85.00	120.00	115.00	135.00	85.00	115.00	100.00	100.00	155.00
HAIR REMOVING CREAM (EU-CREAM)	TUBE	60.00	55.00	55.00	65.00	65.00	55.00	55.00	65.00	55.00	57.50
GEL MEDIUM SIZE	BOTTLE	120.00	65.00	85.00	120.00	80.00	60.00	60.00	80.00	120.00	120.00
DISPOSABLE RAZOR GILLET-II	EACH	35.00	35.00	40.00	40.00	45.00	45.00	47.50	45.00	45.00	35.00
SHAVING CREAM TOUCH-ME/ADM.	EACH	60.00	55.00	55.00	60.00	60.00	50.00	60.00	60.00	70.00	55.00
GOLD TEZABI 24 CT	10 GM.	40466.00	40651.00	41150.00	40387.00	40650.00	42500.00	44166.00	43000.00	41310.00	44100.00
SILVER TEZABI 24 CT	10 GM.	710.00	710.00	625.00	632.00	630.00	916.67	916.67	695.00	760.00	615.00
ARTIFICIAL JEWELLARY SET	SET	700.00	500.00	230.00	1425.00	480.00	500.00	525.00	520.00	400.00	425.00
WRIST WATCH GENTS CITIZEN (ORIGINAL) ***	EACH	2000.00	2500.00	2500.00	2500.00	2550.00	2550.00	2500.00	2550.00	2500.00	2500.00
WRIST WATCH LADIES CITIZEN (ORIGINAL) ***	EACH	1800.00	2500.00	2500.00	2500.00	2550.00	2500.00	2500.00	2500.00	2500.00	2500.00
WALL CLOCK QUARTZ AV.QLTY	EACH	525.00	425.00	255.00	650.00	475.00	300.00	325.00	500.00	500.00	475.00
SUITCASE REXIN (24"x16"x6")	EACH	1000.00	650.00	725.00	750.00	1500.00	850.00	950.00	1000.00	1950.00	900.00
TRUNK MEDIUM SIZE ***	EACH	1000.00	1500.00	1300.00	2200.00	675.00	650.00	700.00	650.00	1500.00	1200.00
PURSE LADIES (LEATHER) AVERAGE QUALITY	EACH	700.00	650.00	500.00	600.00	400.00	325.00	300.00	330.00	300.00	325.00

7.11 Intercity Consumer Prices
June, 2014

Value in Rupees

Description	Unit	Average	% Change
FOOD & NON-ALCOHOLIC BEVERAGES			
WHEAT	10 KG.	339.33	-1.04
WHEAT FLOUR FINE/SUPERIOR.	KG.	44.00	-1.26
WHEAT FLOUR AVG. QLTY	KG.	39.11	-1.19
WHEAT FLOUR BAG	10 KG.	388.11	-0.94
MAIDA	KG.	52.99	-0.99
SUJI	KG.	54.20	-0.68
BESAN AV. QLTY.	KG.	81.90	0.00
RICE BASMATI SUP. QLTY.	KG.	139.19	-0.15
RICE BASMATI 385/386	KG.	95.31	0.15
RICE BASMATI BROKEN AV.QLTY	KG.	72.80	-0.16
RICE IRRI-6 (SINDH/PUNJAB)	KG.	51.37	1.50
VERMICELLI	KG.	78.08	-0.70
BREAD PLAIN MEDIUM SIZE	EACH	39.44	0.00
RUSK (PAPAY)	KG.	180.27	0.42
BISCUITS-PACKED	PKT	35.00	0.00
BISCUIT-BAKERY (LOOSE)	250 GM	72.29	0.29
CORNFLAKS FAUJI 225 GM.	PKT	167.12	1.66
SAMOSA (VEGATABLE)	EACH	11.89	0.08
PASTRY AV.QLTY.	EACH	24.40	0.54
PATTIES (VEGATABLES)	EACH	19.86	1.43
NIMCO	250 GM	63.98	0.82
CHIPS	250 GM	74.33	1.10
BEEF WITH BONE AV.QLTY.	KG	280.47	0.25
MUTTON AV.QLTY.	KG	547.67	0.45
CHICKEN FARM BROILER (LIVE)	KG	169.64	-3.13
FISH-RAHU MEDIUM SIZE	KG	291.73	0.49
MILK FRESH (UNBOILED)	LTR.	72.65	1.40
CURD	KG.	86.26	1.84
MILK TETRA PACK 1/2 LTR.	PKT.	56.00	2.28
LACTOGEN 400 GRAMS	PKT.	422.38	0.75
POWDER MILK NIDO 400GM.	PKT	339.63	4.50
MILK POWDER LOOSE/PACKED	KG.	506.78	0.28
BUTTER LOCAL PACKED	50 GM.	28.32	0.25
EGGS FARM	DOZ	82.69	1.63
MUSTARD OIL AV.QLTY.	KG.	185.32	0.72
COOKING OIL (DALDA)	2.5LTR	536.75	-0.38
COOKING OIL (PAKWAN) OTHER BRAND SPECIFY	2.5 LTR	506.65	-0.49
VEGETABLE GHEE TIN	2.5KG.	512.38	-0.36
VEGETABLE GHEE (LOOSE)	KG.	165.93	-0.34
DATES AV.QLTY.	KG.	177.03	-0.17
PISTACHIO AV.QLTY.	50 GM.	105.45	0.17
ALMONDS WHOLE AV.QLTY.	KG.	495.70	0.74
COCONUT DRY AV.QLTY.	KG.	288.48	7.86
RAISINS AV.QLTY.	50 GM.	20.48	0.29
GROUNDNUTS (WITH SHELL)	KG.	167.24	-0.92
MALTA/MOSAMBI	DOZ	0.00	
KINNU	DOZ	0.00	
APPLE	KG	135.86	11.62
ALOO BUKHARA	KG	165.94	23.49
POMEGRANATE (ANNAR)	KG	0.00	
GRAPES	KG	0.00	
BANANAS	DOZ	95.91	15.04
MANGO KALMI	KG	82.25	-20.68
GUAVA	KG	0.00	
WATERMELON (TURBOOZ)	KG	22.34	-14.04

Contd.

7.11 Intercity Consumer Prices
June, 2014

Value in Rupees

Description	Unit	Average	% Change
MUSKMELON (KHARBOOZA)	KG	37.55	-7.99
SWEETMELON (GARMA)	KG	0.00	
PULSE MASOOR (WHOLE)	KG.	116.44	-0.17
PULSE MASOOR (WASHED)	KG.	128.27	-0.01
PULSE MOONG (WASHED)	KG.	157.93	1.98
PULSE MASH (WASHED)	KG.	146.27	3.61
PULSE GRAM	KG.	75.71	0.16
GRAM WHOLE BLACK AV QLTY.	KG.	78.24	-0.03
GRAM WHOLE YELLOW AV.QLTY	KG.	113.82	0.52
BEANS (LAL LOBIN)	KG.	143.86	-1.45
POTATOES	KG	58.93	3.26
ONION	KG	31.64	-2.68
TURNIP	KG	0.00	
RADISH	KG	0.00	
TOMATOES	KG	35.12	60.22
CABBAGE	KG	0.00	
CAULIFLOWER	KG	0.00	
BRINJAL	KG	30.20	3.71
PUMPKIN	KG	31.25	-2.28
BOTTLEGOURD	KG	32.16	-8.06
LADY FINGER	KG	47.42	-20.54
PEAS	KG	0.00	
SPINACH	KG	0.00	
TINDA	KG	43.66	-9.02
TURAI	KG	40.98	-21.81
KARAILA	KG	38.13	-13.75
ARVI	KG	78.63	
CHILLIES GREEN	KG	57.24	-8.61
CARROT	KG	0.00	
COCUMBER (KHEERA)	KG	38.66	37.43
LEMON	250GM	43.10	-23.36
SUGAR REFINED	KG.	54.73	3.44
GUR AV.QLTY	KG.	80.06	2.03
HONEY LANGANESE 500 GM.	BOTTLE	733.84	0.88
MILO 200 GM.	BOTTLE	188.87	1.78
CUSTARD POWDER RAFHAN 300 GM.	PKT	73.38	0.87
TOFFEE (HILAL)	EACH	1.30	0.00
CHOWKELATE CANDY (SMALL SIZE)	EACH	5.00	0.00
SWEETMEAT (MIXED)	KG	295.31	0.30
ICE CREAM WALLS	CUP.	40.00	0.00
ICE	KG	11.05	15.10
JAM AHMED/MITCHELLES	BOTTLE	124.98	0.54
SQUASH-MITCHELLES	BOTTLE	146.56	0.17
ROOH AFZA	BOTTLE	142.75	0.00
JAM-E-SHIREEN	BOTTLE	147.50	0.04
SAUNF	50 GM	16.71	0.72
CINAMON LOOSE AV. QLTY	50 GM.	22.18	1.84
CUMINSEED WHITE NATIONAL	50 GM.	51.40	0.78
PEPPER BLACK NATIONAL	50 GM.	93.75	0.99
CLOVES LOOSE AV.QLTY	50 GM.	93.96	1.21
CARDAMOM LARGE LOOSE AV.QLTY	50 GM.	126.62	4.08
CARDAMOM SMALL AV.QLTY	50 GM.	109.73	0.65
SALT-POWDERED (LAHORI) LOOSE	KG.	9.72	0.10
SALT POWDERED (NATIONAL/SHAN)	PKT	24.08	2.64
CHILLIES POWD.NATIONAL 200GM	PKT	105.00	0.00
CHILLIES POWDER LOOS	KG.	248.31	8.76

Contd.

7.11 Intercity Consumer Prices
June, 2014

Value in Rupees

Description	Unit	Average	% Change
CORRIANDER SEED POWD.NATIONAL	PKT	82.55	0.70
CORRIANDER SEED (LOOSE)	KG.	234.66	4.82
TURMERIC POWD.NATIONAL 50GM	PKT.	35.00	0.00
CURRY POWD. NATIONAL 200 GM	PKT.	86.48	0.06
TOMATO KETCHUP AHMED/MITCHL	BOTTLE	83.11	1.22
PICKLES AHMED/MITCHELLES	BOTTLE	100.00	-0.25
VINEGAR SYNTHETIC (SIRKA)	BOTTLE	70.15	0.63
GARLIC	KG	112.78	-5.19
GINGER	KG	292.02	16.69
TAPAL DANEDAR TEA 200GM PACKET	PKT	118.52	-2.28
TEA LIPTON YELLOW LABEL 200GM.	PKT.	128.84	-2.63
TEA LOOSE KENYA AV.QLTY 250GM.	PKT.	129.56	-0.59
COFFEE-NESCAFE 75 GM. **	BOTTLE	308.19	0.24
COLD DRINK (STANDARD SIZ)	BOTTLE	23.17	0.48
FRUIT JUICE TETRA PACK	PKT.	16.78	0.00
MINERAL WATER NESTLE 1.5 LTR	BOTTLE	45.94	0.68
ALCOHOLIC BEVERAGES & TOBACCO			
CIGARETTES K-2 10'S **	PKT	44.62	15.15
CIGARETTES CAPSTAN 10'S **	PKT	48.54	20.15
CIGARETTES GOLD LEAF 20'S	PKT	99.00	9.66
CIGARETTES MORVEN GOLD 20'S	PKT	48.24	18.58
BETEL LEAVES	50GM.	64.26	-2.52
BETEL NUTS	KG.	286.64	1.06
CLOTHING & FOOTWEAR			
LONG CLOTH 57" GUL AHMED/AL-KARAM	METER	209.33	2.29
SHIRTING AV.QLTY.	METER	162.62	2.88
PANT CLOTH W & WEAR AV.QLTY	METER	370.76	0.46
LAWN PRINTED GUL AHMED/AL-KARAM	METER	246.80	2.33
GEORGETTE AV.QLTY	METER	132.46	2.46
LINEN AV.QLTY ***	METER	144.20	1.14
HEAVY WT SUITING LAWERNCPUR SUP QLTY	METER	1241.76	0.00
HEAVY WT SUITING LAWERNCPUR AV QLTY	METER	1639.13	0.00
TROPICAL SUITING LAW.PUR	METER	1037.63	1.34
PANT BOY 24"/26" LENGTH.	EACH	458.59	0.55
SHIRT BOY 24"/26" LENGTH	EACH	355.45	0.11
SCHOOL UNI. PANT,SHIRT BOYS	SUIT	615.65	0.37
SCHOOL UNI. KAMEEZ,SHAL.BOYS	SUIT	584.83	0.17
SCHOOL UNI. KAMEEZ,SHAL.GIRL	SUIT	610.01	0.13
FROCK W/WEAR GIRLS	EACH	880.31	0.70
AWAMI-SUIT W & W(BOY) 24"/26	SUIT	878.11	0.00
AWAMI-SUIT W&W (GENTS)AV.QLTY	SUIT	1179.82	0.37
PULLOVER GENTS OXFORD/BON.	EACH	2640.13	0.00
PULLOVER LADIES OXFORD/BON.	EACH	2502.81	0.00
PULLOVER (GENTS) OTHERS A.QTY	EACH	878.61	0.00
SECOND-HAND COAT FOR MEN	EACH	397.61	0.00
SECONDHAND SWEETER FOR MEN DUP QLTY	EACH	263.98	0.00
SECONDHAND WINTER JACKET	EACH	387.38	0.00
UNDERWEAR AV.QLTY MEDIUM SIZE	EACH	119.76	1.63
VEST FOR MEN AV.QLTY.	EACH	123.47	0.96
VEST/SHAMEEZ (WOMEN) AVG. QLTY	EACH	142.36	1.72
SOCKS NYLON (PAKISTANI)	PAIR	81.84	0.31
BRASSIER AV.QLTY.	EACH	145.96	1.02
BRASSIER SUP QLTY	EACH	328.40	2.20
DOPATTA GEORGETTE AV.QLTY.	EACH	281.64	0.59
DOPATTA COTTON AV GLTY	EACH	218.93	1.21
CHADDAR (W/WEAR) (2x2.5 MTR)	EACH	416.57	0.44

Contd.

7.11 Intercity Consumer Prices
June, 2014

Value in Rupees

Description	Unit	Average	% Change
LUNGI/DHOTI(COTTON) AVG. QLTY	EACH	290.43	1.45
HANDKERCHIEF AVG. QLTY PAK	EACH	37.05	0.00
HANDKERCHIEF SUP. QLTY PAK	EACH	58.70	0.10
GLOVES AV QLTY	PAIR	87.12	0.00
AZARBAND COTTON AVG. QLTY	EACH	16.52	0.79
SEWING THREAD/REEL(ASLI PARI)	EACH	6.58	0.00
WASHING CHARGES PAINT & SHIRT	SUIT	89.59	0.35
DRY CLEANING SUIT COAT PANT	SUIT	296.44	0.34
WASHING CH. (KAMIZ-SHALWAR)	PAIR	63.51	0.79
TAILORING SHIRT	EACH	324.18	0.00
TAILORING CHARGES PANT (MEN)	EACH	544.32	1.16
TAILORING COAT-PANT SUIT	SUIT	3520.39	0.00
TAILORING AWAMI-SUIT (MALE)	SUIT	469.44	0.47
TAILORING SUIT FEMALE	SUIT	401.63	1.54
GENTS SHOES PAUL BATA	PAIR	1199.00	0.00
GENTS SANDAL BATA	PAIR	699.00	0.00
GENTS SPOUNG CHAPPAL BATA	PAIR	179.00	0.00
LADIES SANDAL BATA	PAIR	499.00	0.00
LADIES SPOUNG CHAPPAL BATA	PAIR	179.00	0.00
CHILD SHOE POWER LITE BATA	PAIR	599.00	0.00
GENTS SHOE, ART 1109 SERVICE	PAIR	999.00	0.00
NYLON JOGGER 27 SIZE 2-5 ***	PAIR	1299.00	0.00
CHINA FOOT WEAR AV. QLTY (MALE) *	PAIR	643.51	0.00
CHINA FOOT WEAR AV. QLTY (FEMALE) *	PAIR	483.40	0.00
CHINA FOOT WEAR AV. QLTY (CHILDREN) *	PAIR	411.61	0.00
SHOE REPAIR HALF SOLE	PAIR	92.48	0.54
SHOES POLISH CHARGES AVERAGE SHOP	PAIR	17.49	0.34
HOUSING, WATER, ELECT,GAS & OTH FUEL			
HOUSE RENT (combined)	MONTH	5990.75	0.00
rent 2	pm	5990.75	0.00
RENT3	PM	5990.75	0.00
RENT4	PM	5990.75	0.00
RENT5	PM	5990.75	0.00
RENT6	PM	5990.75	0.00
SYNTHETIC ENEMAL ROBIALAC BALTI 3.64 LTR.	EACH	1790.19	0.01
SYNTHETIC ENEMAL ICI BALTI 3.64 LTR.	EACH	1858.46	-0.24
CEMENT (LOCAL) SPECIFY BRAND NAME	BAG	519.67	1.31
BRICKS (NEW) IST CLASS	P/1000	6106.53	0.71
CEMENT BLOCKS (6"x8"x12")	P/100	2257.31	0.00
BAJREE	100CFT	3792.12	0.86
SAND (BLACK PIT SAND)	K100CFT	2113.86	1.47
TIMBER SHESHAM LOG IST QUALITY	cubmt.	50419.40	1.31
IRON BAR (M.S. BAR) 1/2"	P/TON	77090.30	2.75
CARPANTER WAGE RATE	P/DAY	751.71	1.12
MASON (RAJ) WAGE RATE	P/DAY	814.39	0.47
UNSKILLED LABOUR WAGE RATE	P/DAY	435.56	0.14
PLUMBER WAGE RSTE	P/DAY	748.33	1.28
ELECTICIAN WAGE RATE PER DAY **	P/DAY	719.07	0.92
ELECTICIAN WAGE RATE PER POINT **	P/PNT	109.53	0.63
WATER CHARGES PER HOUSE	P/MONTH	115.26	0.00
ELECT.CHARGES UPTO 50 UNITS	P/UNIT	2.00	0.00
ELECT.CHARGES 01 - 100 UNIT	P/UNIT	5.79	0.00
ELECT.CHARGES 101 - 300 UNIT	P/UNIT	9.70	0.00
ELECT.CHARGES 301 - 1000 UNIT	P/UNIT	15.27	0.00
ELECT.CHARGES ABOVE 1000 UNIT	P/UNIT	17.41	0.00

Contd.

7.11 Intercity Consumer Prices
June, 2014

Value in Rupees

Description	Unit	Average	% Change
ELEC	PM	10.03	0.00
GAS CHRG upto 3.3719 MMBUT	MMBTU	124.18	0.00
GAS CHRG 3.3719 - 6.7438 MMBUT	MMBTU	248.37	0.00
GAS CHRG 6.7438 - 10.1157 MMBUT	MMBTU	248.37	0.00
GAS CHRG10.1157 - 13.4876 MMBUT	MMBTU	620.91	0.00
GAS	PM	620.91	0.00
GAS	PM	372.55	0.00
KEROSENE OIL	LTR	119.79	0.40
FIREWOOD WHOLE	40 KG.	494.00	-0.42
FURNISHING HOUSE HOLD EQUIPMENTS			
CHAIR SHESHAM WOOD WITH ARMS **	EACH	1804.39	0.12
CHAIR PLASTIC (CHAIRMAN) AVERAGE QUALITY	EACH	726.00	1.52
TABLE SHESHAM WOOD (4X2X5") ***	EACH	5192.98	-0.20
SOFASET WOODEN WITH FOAM SEAT **	SET	16103.51	0.07
COT IRON (WITH NIWAR)AV.QLTY.	EACH	2038.54	0.18
ALMIRAH (STEEL) 6'X3' 20 GUAGE	EACH	9335.98	0.24
DINNING TABLE 6 CHAIRS A.QLTY	SET	18376.95	0.47
SINGLE BED WITHOUT FOAM MED.	EACH	5548.74	0.25
MATRESS SINGLE(4"THICK)	EACH	4678.38	-0.09
FARSHI DARI 12'X9' AV.QLTY	EACH	1244.27	0.15
DARI COTTON (6'x2 1/2') AV.QL	EACH	566.93	0.33
CARPET PLAIN AV. QLTY	SQFT.	39.31	0.00
QUILT (LIHAF) 3 KG. COTTON	EACH	847.44	-0.32
BLANKET (90" x 54")	EACH	3117.31	0.20
BEDSHEET SINGLE BED SUP.QLTY	EACH	569.53	1.11
BED SHEET DOUBLE WITH TWO PILLOW COVERS SUP QLTY	SET	1115.10	0.90
TOWEL(3'x2') AV. QALTY	EACH	229.29	0.84
CELING FAN 48" SUPER QLTY **	EACH	2969.63	0.51
PEDESTAL FAN 22" SUPER QLTY	EACH	4023.63	0.31
REFG. DAWLENCE 10 CFT. D.DOOR	EACH	30315.63	0.33
D-FREEZER WAVES 8 CFT.	EACH	28760.00	0.56
AIRCONDITIONER 1.5 TON PEL	EACH	41502.50	0.00
SPLIT AIR CONDITIONER 1.5 TON (SPECIFY BRAND NAME)	EACH	43763.75	0.66
AIRCOOLER SUPER ASIA	EACH	11402.50	0.35
WASHING MACHINE SINGER	EACH	15290.00	-0.07
SEWING MACHINE(SINGER)	EACH	5707.75	0.38
GIZER LARGE SIZE 30 GALLON CAPACITY SUP QLTY	EACH	16834.38	-0.07
GAS BURNER DOUBLE SPFY.BRAND	EACH	1674.98	0.54
ELECT. IRON PHILIPS MDL.1120	EACH	1663.46	0.28
ELECTRIC JUICER FOR APPLE	EACH	5204.00	0.00
S.STEEL DEGHCHI MEDIUM SIZE ***	EACH	580.48	0.48
ALUMINIUM COOKING PAN (DEGCHI) MED SIZE	EACH	555.05	0.05
NON STICK COOKING PAN (DEGCHI) SUP. QLTY	EACH	795.75	0.50
FRYING PAN STEEL AVG. QLTY MED. SIZE	EACH	356.52	0.18
TAWA IORN (MEDIUM SIZE) AVG. QLTY	EACH	289.66	0.17
S.STEEL PLATE A.QLTY.(M.SIZE)	EACH	73.75	0.00
TABLE SPOON S.STEEL SUP.QLTY.	DOZEN	352.08	1.08
WATER SET JUG+6 GLASSES (OMROC)	SET	468.04	0.53
TEA SET PAK. CHINAWARE 21 PCS.	SET	1694.07	0.41
DINNER SET PLASTIC 72 PIECES SUPERIOR QLTY	SET	5061.61	0.38
HOTPOT SET PLASTIC 3 PCS.	SET	1281.60	0.15
BUCKET(BALTI) PLASTIC MED.SIZ	EACH	313.19	0.00
LOTA PLASTIC (MED SIZE) AVERAGE QUALITY	EACH	50.23	0.00
PRESURE COOKER 4 LTR.	EACH	1321.21	0.00
WATER COOLER 9/10 LTR.PLASTIC ***	EACH	566.36	1.14
THERMOS STARVAC 1 LTR	EACH	438.75	0.57

Contd.

7.11 Intercity Consumer Prices
June, 2014

Value in Rupees

Description	Unit	Average	% Change
BULB PHILIPS 100-WATTS	EACH	30.03	0.57
TUBE LIGHT PHILIPS 40 WATTS	EACH	102.10	0.40
ELECTRIC BLUBS "0" WATTE LOCAL	EACH	21.49	0.00
ELECTRIC BLUB ENERGY SAVER 14 WATTS	EACH	159.63	0.00
WASHING SOAP 250 GMS SPECIFY BRAND NAME	EACH	32.18	0.06
SURF EXCEL 400 GMS POLY BAG	EACH	125.00	0.00
WASHING POWDER 1000 GRM	EACH	182.75	0.34
WASHING POWDER (WHEEL/ BONUS) 100 GRAMS	EACH	95.06	0.80
CLEANSER POWDER VIM 1000 GM	PKT.	70.14	0.20
FINIS 500 ML	BOTTLE	175.70	2.34
PHNYLE TYPHONE/FINIS/CARRANITE 3 LITRES	BOTTLE	135.99	0.67
HARPIC	BOTTLE	127.92	0.70
BOOT POLISH CHERRY/KIWI 50ML	EACH	94.19	2.37
ROBIN BLUE (35 GRAMS)	PKT.	38.09	3.03
TISSU PAPER PERFUMED 100 PCS.	PKT	97.80	0.51
TOILET PAPER ROLL (R.PETEL)	P/ROLL	35.75	1.42
BOOT POLISH LIQUID CHEERY BLOSSOM KIWI 75 ML	BOTTLE	130.00	1.17
MATCH BOX SMALL	EACH	1.63	1.87
DRY CELL 1.5 VOLT(LOCAL)	EACH	22.00	1.43
HAND STITCHING NEEDLE M.SIZE	PACKET	7.49	0.67
SEWING MACHINE NEEDLE (SINGER)	EACH	6.09	0.00
HOUSEHOLD SERVANT FEMALE P/T	P/MNTH	1729.97	2.52
MARRIAGE HALL WITH FURNITURE	P/HEAD	105.92	1.46
HEALTH			
SEPTRAN TABLETS	10TAB.	15.00	0.00
BRUFEN TABS 200-MG.	10TAB.	10.00	0.00
PANADOL TAB. EXTRA/PLAIN	10TAB.	10.00	0.00
DISPRIN TAB.	10TAB.	10.00	0.00
TRISIL TAB.	10 TAB	10.00	0.00
FLAGYL TAB. 200 MG.	10TAB.	10.00	0.00
VENTOLIN TAB. 2MG.	10TAB.	9.00	0.00
DAONIL TAB. 5 MG.	10TAB.	17.00	0.00
ENTOX TAB.	10TAB.	10.00	0.00
RENITEC TAB. 5 MG.	10TAB.	59.00	0.00
CAC. 1000 TAB	BOTTLE	122.00	0.00
AMOXIL CAPSOLE 250 MG.S	10CAP.	36.00	0.00
CALCIUM SYRUP SANDOZ	BOTTLE	64.00	0.00
LEDERPLEX SYRUP	BOTTLE	35.00	0.00
SANCOS SYRUP (50 ML.)	BOTTLE	30.00	0.00
PHENERGAN SYRUP 120 ML.	BOTTLE	33.00	0.00
CALPOL SYRUP 60 ML.	BOTTLE	28.00	0.00
HYDRYLLIN SYRUP 120 ML.	BOTTLE	59.00	0.00
POLYFAX EYE OINTMENT	TUBE	21.00	0.00
BETNESOL EYE DROPS	BOTTLE	33.89	0.00
EAR DROPS (CARDISPORINE) ***	BOTTLE	21.00	0.00
BETNOVATE-N OINTMENT 5 GMS	TUBE	16.00	0.00
BURNOL CREAM 30 GRM	TUBE	16.00	0.00
VICKS VAPORUB/BALM	BOTTLE	36.00	0.00
GLYCRINE SMALL BOTTLE	BOTTLE	22.48	0.54
JOUHAR JOSHANDA	PKT.	6.25	1.63
GALXOS-D (450 GRMS)	PKT.	157.64	1.45
GRIPE-WATER WOODWARDS	BOTTLE	50.00	0.00
SANIPLAST ONE PUTTY	EACH	1.84	0.00
O.R.S. (NIMCOL)	PKT.	15.25	1.67
DETTOL (MEDIUM)	BOTTLE	46.80	0.00
COTTON BANDAGE 2" - 4"	EACH	9.17	1.10

Contd.

7.11 Intercity Consumer Prices
June, 2014

Value in Rupees

Description	Unit	Average	% Change
THERMOMETER CHINA	EACH	40.65	0.00
DOCTOR (MBBS) CLINIC FEE	P/PAT.	166.94	0.00
URINE TEST (DR) CHARGES	P/TEST	95.94	0.00
BLOOD TEST (CP) CHARGES	P/TEST	227.63	0.00
SUGAR TEST (RANDOM/FASTING BOTH) CHARGES	P/TEST	163.90	0.00
ECG CHARGES	P/TEST	220.93	1.34
X-RAY (CHEST) CHARGES	P/X-RAY	267.42	1.18
TRANSPORT			
CAR SUZUKI 800 CC (W/O. A/C)	EACH	642611.11	-0.11
CAR SUZUKI 1000 CC	EACH	1016233.85	-0.12
CAR TOYOTA 1300 CC	EACH	1529028.00	0.00
CAR HONDA CIVIC	EACH	2078611.11	0.82
MOTORCYCLE HONDA CD-70.	EACH	69539.74	0.00
MOTORCYCLE YAMAHA 100CC.	EACH	79988.24	0.07
MOTOR CYCLE HERO 70 CC	EACH	45345.59	-0.41
BICYCLE WITH TYRES & TUBES	EACH	7398.29	0.95
TYRE CAR WITH TUBE GENERAL	EACH	3403.08	0.85
TYRE MOTOR CYCLE WITHOUT TUBE	EACH	1203.00	0.57
TYRE CYCLE SPECIFY BRAND NAME	EACH	370.50	0.38
TYRE CAR W/O TUBE	EACH	3209.61	0.42
PETROL SUPER	LITRE	107.97	0.00
HIGH SPEED DIESEL HSD	LITRE	109.34	0.00
CNG	K.G.	68.84	0.00
GAS CYLINDER STAND. SIZE	EACH	1265.46	-3.47
MOTOR CYCLE SERVICE CHARGES	EACH	252.67	1.35
CAR SERVICE CHARGES	EACH	325.91	0.97
TYRE PUNCTURE CHARGES	EACH	58.50	0.00
CYCLE OVERHAULING CHARGES	EACH	283.12	4.14
CAR TAX FOR 800CC TO 1300CC	YEARLY	1346.43	0.00
TRAIN FARE ECO. 1-100 KM.	P/KM.	0.71	0.00
TRAIN FARE ECO. 101-500 KM.	P/KM.	1.02	0.00
TRAIN FARE ECO. > 500 KM.	P/KM.	0.93	0.00
TRAIN FARE IST SLP. 1-100KM	P/KM.	2.18	0.00
TRAIN FARE IST SLP.101-500 KM	P/KM.	2.69	0.00
TRAIN FARE IST SLP. > 500 KM	P/KM.	2.07	0.00
TRAIN FARE A/C SLP. 1-100KM.	P/KM	5.99	0.00
TRAIN FARE A/C SLP.101-500KM	P/KM.	4.77	0.00
TRAIN FARE A/C SLP > 500KM.	P/KM	4.32	0.00
PLATEFORM TICKET	EACH	10.00	0.00
AUTO RICKSHAW FARES	KM/MIN	57.03	0.00
FULL TONGA CHARGES	KM/MIN	61.68	0.34
TAXI 4 SEATER FARE	KM/MIN	78.21	0.00
BUS FARE MIN (WITHIN CITY)	TICKET	12.85	0.00
BUS FARE MAX (WITHIN CIT	TICKET	21.92	0.00
BUS FARE OUTSIDE CITY	P/KM.	0.96	0.00
A/C BUS FARE OUTSIDE CITY	P/KM.	1.60	0.00
MINIBUS FARE MIN.WITH IN CITY	TICKET	15.18	1.74
MINIBUS FARE MAX.WITH IN CITY	TICKET	23.10	0.00
SUZUKI FARE MIN.WITH IN CITY	TICKET	11.73	0.00
SUZUKI FARE MAXIMUM W.IN CITY	TICKET	18.00	0.00
AIR FARE ECONOMY CLASS.	P/KM.	18.20	0.00
COMMUNICATION			
POSTAL ENVELOPE DOMESTIC	EACH	8.00	0.00
ENVELOPE FOR SAUDI ARABIA	EACH	48.88	0.00
POSTAL REGISTRATION CHARGES	EACH	28.00	0.00

Contd.

7.11 Intercity Consumer Prices
June, 2014

Value in Rupees

Description	Unit	Average	% Change
U.M.S. REG CHARGES MIN.	EACH	58.18	0.00
T.C.S. CH. MIN.WITH IN ZONE	EACH	109.63	0.00
TELEPHONE CHARGES LOCAL CALL	P/CALL	3.94	0.00
TEL CHARGES OUT SIDE CITY	P/CALL	3.94	0.00
INTERNET CHARGES	P/HOUR	27.58	2.80
MOBILE CELL CHARGES	P/UNIT	3.07	0.00
FAX CHARGES (LOCAL)	P/PAGE	16.81	0.00
TELEPHONE SET AV. QLTY	EACH	729.69	0.00
MOBILE SET NOKIA/SONY/ERICSON/SAMSUNG WITHOUT CAMERA	EACH	2794.90	0.00
RECREATION AND CULTURE			
T.V. 20" COLORED WEGA H-A21.	EACH	19486.46	0.00
T.V 20" COLOR CHINA/KORIA)	EACH	11242.71	0.00
V.C.P. PANASONIC/LG/NAT	EACH	5436.31	0.00
DVD/VCD PLAYER PANASONIC/LG	EACH	4109.99	0.00
RADIO WITH C.PLAYER NATIONAL	EACH	2222.12	0.00
PERSONNEL COMPUTER (BRANDED)	EACH	43240.50	0.40
VID. CASSETTE BLK. TDK/SONY	EACH	144.19	1.00
COM. C.D. (TDK/IMATION)	EACH	53.39	0.00
TAPE RECORDER CASSETTE BLANK	EACH	46.44	1.38
VIDEO GAME SEGA 16 BYTE	EACH	1261.76	-0.23
CINEMA A/C. HIGH CLASS	TICKET	87.79	0.00
CINEMA NON-A/C HIGH CLASS	TICKET	52.42	0.00
CABLE CHARGES	PER MONT	288.75	0.43
TV.LICENCE FEE DOMESTIC	YEARLY	420.00	0.00
ENGLISH BOOK CLASS V1	EACH	66.07	0.00
ENGLISH BOOK CLASS IX OR X	EACH	94.76	0.00
ENG. BOOK IST.YR COMPLETE SET	EACH	84.74	0.00
ENGLISH BOOK BA/B.SC	EACH	163.25	0.00
URDU BOOK CLASS V (T.B.BORD)	EACH	69.52	0.00
URDU BOOK CLASS IX/X(T.B.B)	EACH	101.19	0.00
URDU BOOK IST.YEAR/INTER	EACH	57.71	0.00
URDU BOOK BA/B.SC	EACH	144.50	0.00
MATHS BOOK CALSS V (T.B.B)	EACH	71.98	0.00
MATHS BOOK CLASS IX OR X	EACH	194.97	0.00
MATHS BOOK IST.YEAR (T.B.B)	EACH	140.62	0.00
PAKISTAN STUDIES BOOK BA/B.SC	EACH	146.75	0.00
DAILY "DAWN"	P/COPY	19.00	0.00
DAILY "JANG"	P/COPY	12.00	0.00
DAILY "NAWA-E-WAQT"	P/COPY	12.00	0.00
WEEKLY "AKHBAR-E-JAHAN"	P/COPY	55.00	0.00
WEEKLY "MAG"	P/COPY	45.00	0.00
MONTHLY "NAUNEHAL DIGEST"	P/COPY	35.00	0.00
PAPER FOOLSCAPE (27"x17")	QUIRE	36.89	0.68
EXERCISE.BOOK LINED 80/100 PGS	EACH	44.55	0.13
PENCILGOLDFISH/DEER	EACH	5.88	0.00
PEN INK DOLLOR 57 ML BOTTLE	EACH	21.13	0.62
PHOTOSTATE PAPER 70 GM	PRT	341.59	0.26
BALL PEN (local)	EACH	6.04	0.00
FOUNTAIN PEN HERO/WINGS/CHINA	EACH	41.11	0.61
EDUCATION			
PRIVATE SCHOOL FEE ENGLISH MEDIUM AVERAGE STANDARD (CLASS I)	PER MONTH	1150.01	1.83
PRIVATE SCHOOL FEE ENGLISH MEDIUM AVERAGE STANDARD (CLASS V)	PER MONTH	1279.19	1.22
PRIVATE SCHOOL FEE ENGLISH MEDIUM AVERAGE STANDARD (CLASS VI	PER MONTH	1387.60	1.68
PRIVATE SCHOOL FEE ENGLISH MEDIUM AVERAGE STANDARD (CLASS X)	PER MONTH	1633.78	1.40

Contd.

7.11 Intercity Consumer Prices
June, 2014

Value in Rupees

Description	Unit	Average	% Change
PRIVATE MEDICLE COLLEGE FEE MBBS (IST YEAR)	PER MONTH	43416.50	4.23
PRIVATE ENGINEERING COLLEGE FEE (ISTR YEAR)	PER MONTH	11991.29	2.55
GOVT. COLLEGE FEE IST. YEAR	MONTH	44.53	0.59
GOVT. COLLEGE FEE 4TH. YEAR	MONTH	58.56	0.27
GOVT. UNIVERSITY FEE MSC.	MONTH	381.34	0.00
GOVT. MED. COLLEGE FEE MBBS	MONTH	1344.02	3.46
GOVT. ENGG. COLL. FEE I YEAR	MONTH	1075.73	0.00
COACHING FEE FOR CLASS IX/X	PER MONTH	1165.40	-2.92
COACHING CHARGES FOR CLASS IST YEAR/INTER (SCIENCE)	PER MONTH	1678.28	0.04
COACHING CHARGES FOR CLASS IST YEAR/INTER (COMMERCE)	PER MONTH	1423.25	0.09
I.T. TUITION FEES	PER MONTH	2395.94	0.00
MBA TUITION FEES	PER MONTH	6059.15	0.31
RESTAURANTS AND HOTELS			
BREAD TANDOORI ST. SIZE	EACH	7.43	0.00
COOKED MUTTON (AV. HOTEL)	PLATE	132.97	1.14
COOKED BEEF (AV. HOTEL)	PLATE	81.13	0.47
COOKED DAL (AV. HOTEL)	PLATE	48.73	0.39
CHICKEN BIRYANI FULL/DOUBLE	PLATE	123.32	-0.11
TEA PREPARED (ORDINARY)	CUP	17.78	0.34
MISCELLANEOUS GOODS AND SERVICES			
HAIRCUT CHARGES FOR MEN	P/CUT	67.24	0.00
BEAUTY PORL HAIR STYL CHARGE	P/STY.	250.10	0.06
SHAVING CHARGES	PER SHV	35.40	0.00
LIPSTICK S.MISS/MEDORA	EACH	103.50	0.00
NAIL POLISH S.MISS/MEDORA	EACH	83.63	0.83
PERFUME MED.SIZE MEDORA/BROACH	EACH	154.07	0.49
HAIR-OIL AMLA/CHAMBELI	BOTTLE	104.75	0.24
TOILET SOAP LUX 95 GRAMS	EACH	40.38	0.00
TOILET SOAP LIFEBOUY 140 GRM	EACH	36.00	0.00
TOILET SOAP SAFEGUARD BATH SIZE	EACH	47.40	1.50
TOOTHPASTE MACKLINES 70 GRM	EACH	50.00	0.00
TOOTHPAST MED SIZE CLGATE 70 GMS	EACH	58.22	1.64
TOOTHBRUSH SHEILD A/PLAUQUE	EACH	38.98	1.48
TOOTHPOWDER DENTONIC 90 GRM	EACH	25.38	0.00
HAIR-COLOUR BEGIN (6 GMS)	EACH	93.80	0.26
HAIR COLOUR (KALAKOLA)	BOTTLE	120.00	0.00
FACECREAM PONDS (MEDIUM)	EACH	110.88	0.00
TALC POWDER VICE ROAY,B.CAT	EACH	130.50	0.97
BLADE TREET ORDINARY 10'S	PKT.	33.45	1.12
BLADE 7-O-CLOCK STAIN. 5'S	PKT.	33.29	0.00
SHAMPOO SUNSILK/PAINTIN 100 ML	BOTTLE	107.78	0.13
BEAUTY CREAM (FAIR & LOVELY)	EACH	124.48	0.00
HAIR REMOVING CREAM (EU-CREAM)	TUBE	59.94	0.10
GEL MEDIUM SIZE	BOTTLE	88.75	0.35
DISPOSABLE RAZOR GILLET-II	EACH	38.75	0.31
SHAVING CREAM TOUCH-ME/ADM.	EACH	58.38	0.00
GOLD TEZABI 24 CT	10 GM.	40919.82	-2.66
SILVER TEZABI 24 CT	10 GM.	666.30	-1.55
ARTIFICIAL JEWELLARY SET	SET	656.19	0.67
WRIST WATCH GENTS CITIZEN (ORIGINAL) ***	EACH	3396.88	0.65
WRIST WATCH LADIES CITIZEN (ORIGINAL) ***	EACH	3372.50	0.63
WALL CLOCK QUARTZ AV.QLTY	EACH	516.21	0.98
SUITCASE REXIN (24"x16"x6")	EACH	1019.63	0.93
TRUNK MEDIUM SIZE ***	EACH	1543.35	1.01
PURSE LADIES (LEATHER) AVERAGE QUALITY	EACH	594.83	0.85

8. PUBLIC FINANCE

8.1 Customs Revenue Receipts

(Million Rupees)

S.No.	Description	Annual				
		2009-10	2010-11	2011-12	2012-13	2013-14
1	Meat, fish and their preparations	41.12	54.90	93.75	151.69	253.87
2	Milk, butter, cheese and honey	1370.56	2769.09	2478.59	2235.00	2879.15
3	Fruits, nuts and vegetables	1340.92	1265.68	1427.16	1554.43	2368.46
4	Coffee, nuts and vegetables	2736.07	3542.19	3547.64	3730.56	3713.70
5	Oil-seeds and miscellaneous fruits	100.26	150.60	120.73	146.20	176.67
6	Vegetable plaiting materials	442.08	472.21	616.43	868.55	998.91
7	Animal and vegetable fats and oil	15512.16	17262.76	18417.04	20247.00	20658.72
8	Sugar and confectionery	211.88	285.07	372.89	291.17	383.73
9	Edible, preparation of cereal & vegetables	2452.93	2862.84	2916.04	3099.12	3991.29
10	Beverages, spirits and vinegars	160.84	221.28	192.14	176.65	179.36
11	Residues on waste from the food industries prepared animal fadder	91.93	61.26	53.16	59.44	141.58
12	Tobacco	256.98	494.52	251.94	144.14	213.57
13	Mineral, fuel, oils and products thereof	19021.22	21401.96	19140.05	20398.80	16760.58
14	Chemicals and chemical products	6666.36	6870.42	6798.82	7327.76	8239.32
15	Pharmaceutical products	1429.65	1565.36	1822.78	1893.71	2111.88
16	Dyes, colours, paints and varnishes	2418.02	2681.43	2538.32	2671.14	3611.13
17	Perfumery, soap and toilet preparations	4303.13	4908.71	3912.94	3778.08	4894.55
18	Albuminodal substances modified stareehes gulesenzymes	174.67	196.53	202.99	215.36	287.14
19	Matches and other explosives	34.88	39.84	22.32	22.61	25.30
20	Photographic and cinematographic goods	1250.49	1336.10	1178.39	1254.43	1583.89
22	Rubber and articles thereof	1710.06	2147.93	2352.45	8820.77	2395.14
23	Leather articles and footwear	1139.60	1835.37	1937.81	2143.80	2051.86
24	Wood & articles of wood wood charcoal	481.10	552.34	557.80	2010.44	542.99
25	Wood, paper and stationery	5001.87	7423.54	6730.50	475.48	6085.09
26	Silk yarn and fabrics	146.12	205.57	130.81	5357.43	139.29
27	Fabrics of wool, flax ramle metal vegetable	262.87	394.64	473.08	136.97	706.41
28	Cotton, Textile fabrics, Paper Yarn	91.55	340.77	786.13	490.74	2065.56
29	Yarn and fabrics of man-made fiber	4072.87	7666.13	7616.66	1422.08	8773.16
30	Carpets & other floor covering	289.14	345.04	432.76	6523.28	285.80
31	Special Woven Fabrics and Variety (58)	222.49	388.49	434.56	274.42	352.95
31	Plastic and articles thereof	7219.28	8831.53	8807.12	349.73	11055.67
32	Textile articles including knitted & crocheted goods	1323.39	2142.72	2254.15	1969.33	2627.81
33	Other madeup textile articles, set worm clothing & textile articles rugs	762.91	1255.90	1336.37	1093.49	1375.49
34	Glass and earthen-ware	2794.13	3132.55	3522.41	3198.22	4459.56
35	Precious metal, stones, pearls & imitation jewellery	90.78	95.09	28.71	40.01	65.58
36	Iron and steel manufactures	10920.60	9677.83	10048.48	10545.65	9211.16
37	Metals other than gold,silver,iron & steel	999.53	1386.38	1144.22	1253.23	1866.33
38	Cutlery, tools articles of base metals	847.20	1038.53	1002.80	1015.61	1324.08
39	Machinery and mechanical appliances	10468.17	10928.56	11605.92	12362.55	13742.20
40	Electric machinery and equipment	9442.90	9528.38	9928.03	10396.39	11325.52
41	Railway and tramway plant and rolling stock	29.06	25.04	125.87	393.05	447.75
42	Motor and other vehicles	25234.13	28097.49	43090.45	42305.56	36314.43
43	Ships, boats and aircraft's	60.68	136.17	117.96	108.57	79.44
44	Clocks and watches and parts thereof	56.51	66.18	47.19	60.14	66.04
45	Arms and ammunitions	371.66	498.63	464.96	507.58	317.19
46	Toys, games and sports goods	408.91	416.83	324.33	278.43	346.34
47	Sub-total (1 to 46)	144463.66	167000.38	181405.65	183798.79	191495.64
48	All other articles	22808.02	26179.32	46869.49	66022.29	58234.50
49	Gross Collection (47 to 48)	167271.68	193179.70	228275.14	249821.08	249730.14
50	Refund & Rebates	5782.91	8527.42	8453.67	10362.12	8731.76
51	Net collection (54-55)	161488.77	184652.28	219821.47	239458.96	240998.38
52	Total imports duty	156554.36	179722.75	213285.30	...	233783.87
53	1 % Ware House Charges	995.88	1598.29	1660.09	...	1182.93
54	Miscellaneous	2987.49	3636.25	3870.35	...	4469.01
55	Export duties	862.40	390.71	471.07	...	475.78
56	25% Export Development Charges	3691.55	5174.30	5291.13	...	6119.22
57	Regularty Duty	2179.98	2544.84	2111.14	...	3699.32

Contd.

8.1 Customs Revenue Receipts

(Million Rupees)

S.No.	Description	Monthly			
		Jun, 2013	Jul, 2013	Aug. 2013	Sep, 2013
1	Meat, fish and other preparations	9.63	9.15	14.88	16.89
2	Milk, Butter, Cheese and Honey	253.24	189.05	146.51	203.67
3	Fruits, nuts and vegetables	145.17	172.87	169.33	154.30
4	Coffee, nuts and vegetables	190.23	249.04	231.81	316.87
5	Oil-seeds & miscellaneous fruits	15.70	13.91	10.84	12.83
6	Vegetable plaiting Materials	68.19	74.20	87.79	85.17
7	Animal and vegetable fats and oil	1352.77	1977.76	1718.68	1438.33
8	Sugar and confectionery	20.59	33.50	23.26	20.77
9	Edible, preparation of cereals and vegetables	325.86	329.20	218.23	309.15
10	Beverages, spirits and vinegars	15.22	12.20	11.39	6.92
11	Residues an Waste from the food industries, Prepared animal fodder	1.67	2.08	3.79	11.96
12	Tobacco	3.88	23.03	13.94	28.24
13	Minerals, fuel, oils and products thereof	1891.82	1007.48	1073.70	1553.46
14	Chemicals and chemicals products	587.76	602.05	639.09	583.86
15	Pharmaceutical products	172.52	130.83	140.06	163.41
16	Dyes, colours, paints and varnishes	220.53	275.32	249.04	235.68
17	Perfumery, soap and toilet preparations	284.86	332.27	329.41	316.60
18	Albuminoidal substances modified stareches, glues,enzymes	18.76	16.54	22.04	17.55
19	Matches and other explosives	0.31	0.58	0.02	1.79
20	Photographic and cinematographic goods	119.43	166.61	132.50	109.39
21	Plastic and articles thereof	855.63	833.10	740.00	783.87
22	Rubber and articles thereof	191.14	176.50	175.79	179.67
23	Leather articles and footwear	176.32	196.59	153.15	217.15
24	Wood & articles of wood; wood charcoal	36.24	36.02	33.84	25.22
25	Wood, paper and stationery	603.55	404.23	448.94	483.22
26	Silk yarn and fabrics	8.08	6.46	9.89	15.12
27	Fabrics of Wool, flax, ramle metal, vegetable	47.56	42.93	46.23	44.65
28	Cotton, textile, fibre & other paper & veg yarn	192.23	136.94	190.17	150.00
29	Yarn and fabrics of man-made fiber	555.28	535.92	585.01	634.92
30	Carpets & other floor covering	16.66	23.16	24.59	14.60
31	Special Woven Fabrics and Variety	37.42	27.94	29.29	28.62
32	Textile articles including knitted & crocheted goods	181.40	184.49	147.42	200.79
33	Other made up textile articles;set;worn colothing & textile articles;rugs	55.02	110.66	94.32	97.67
34	Glasses and earthen/ware	293.48	326.11	337.29	330.45
35	Precious metals,stones,pearls & imitation jewellery	3.54	4.86	4.00	6.53
36	Iron & steel manufactures thereof	917.76	601.67	565.94	673.67
37	Metals other than gold, silver, iron & steel	104.83	96.60	116.20	126.92
38	Cutlery, tools articles of base metals	76.68	107.21	71.30	82.28
39	Machinery and mechanical appliances	1280.42	844.51	1002.05	1092.32
40	Electric machinery and equipment	970.08	782.90	777.31	730.31
41	Railway and tramway plant and rolling stock	7.10	1.14	3.21	11.52
42	Motor and other vehicles	3668.02	2635.11	2949.76	2767.69
43	Ships, boats and Air crafts	4.93	1.73	7.11	6.23
44	Clocks, watches and parts thereof	7.74	2.81	7.01	2.59
45	Arms and ammunitions	48.19	20.54	18.34	15.07
46	Toys, games and sports goods	29.30	34.41	19.92	19.93
47	Sub total (1 to 46)	16066.74	13792.21	13794.39	14327.85
48	All other articles	11348.56	3023.00	3564.99	6355.30
49	Total Import Duty	...	...	...	...
50	Warehouse Charges	...	...	...	...
51	Regularty Duty	...	...	...	...
52	Miscellienous	...	...	...	...
53	0.25 % Export Development Charges	...	...	...	...
54	Export Duties	...	...	...	...
55	Gross	27415.30	16815.21	17359.38	20683.15
56	Refund	117.41	70.27	193.95	15.46
57	Rebate	67.26	460.24	1163.58	543.87
58	Refund & Rebate	184.67	530.51	1357.53	559.33
59	Net	27230.63	16284.70	16001.85	20123.82

Contd.

8.1 Customs Revenue Receipts

(Million Rupees)

S.No	Description	Monthly			
		Oct, 2013	Nov, 2013	Dec, 2013	Jan,2014
1	Meat, fish and other preparations	21.76	32.52	35.35	32.94
2	Milk, Butter, Cheese and Honey	127.17	379.57	288.16	312.07
3	Fruits, nuts and vegetables	196.76	213.28	148.76	194.20
4	Coffee, nuts and vegetables	234.07	290.14	299.14	385.08
5	Oil-seeds & miscellaneous fruits	10.5	14.76	20.07	22.27
6	Vegetable plaiting Materials	99.32	81.35	88.52	99.57
7	Animal and vegetable fats and oil	1660.22	1700.2	1595.33	1819.06
8	Sugar and confectionery	19.53	22.02	26.43	39.63
9	Edible, preparation of cereals and vegetables	300.57	279.87	295.98	435.62
10	Beverages, spirits and vinegars	13.76	12.97	6.47	24.03
11	Residues an Waste from the food industries, Prepared animal fodder	6.13	9.5	4.2	10.15
12	Tobacco	25.86	6.64	15.07	17.14
13	Minerals, fuel, oils and products thereof	1332.55	1777	1582.01	978.80
14	Chemicals and chemicals products	633.69	630.57	666.24	756.28
15	Pharmaceutical products	190.52	209.33	207.02	173.60
16	Dyes, colours, paints and varnishes	254.33	290.45	315.44	350.96
17	Perfumery, soap and toilet preparations	307.82	425.86	349.31	461.16
18	Albuminoidal substances modified stareches, glues,enzymes	18.61	22.79	21.36	28.41
19	Matches and other explosives	1.39	3.9	0.21	2.51
20	Photographic and cinematographic goods	88.72	140.22	124.81	137.66
21	Plastic and articles thereof	720.55	834.24	890.11	1050.62
22	Rubber and articles thereof	187.23	230.39	225.18	242.94
23	Leather articles and footwear	168.99	181.09	141.43	150.31
24	Wood & articles of wood; wood charcoal	42.63	47.07	60.07	41.45
25	Wood, paper and stationery	391.84	529.92	476.82	500.87
26	Silk yarn and fabrics	12.47	3.86	10.44	9.32
27	Fabrics of Wool, flax, ramle metal, vegetable	43.16	48.98	48.16	72.87
28	Cotton, textile, fibre & other paper & veg yarn	132.46	171.08	165.49	146.52
29	Yarn and fabrics of man-made fiber	612.49	711.39	697.47	946.53
30	Carpets & other floor covering	18.48	21.56	19.07	26.10
31	Special Woven Fabrics and Variety	25.25	31.96	29.07	31.82
32	Textile articles including knitted & crocheted goods	185.69	202.34	251.86	256.56
33	Other made up textile articles;set;worn colothing & textile articles;rugs	109.78	141.53	152.15	148.64
34	Glasses and earthen/ware	276.15	326.11	371.61	465.09
35	Precious metals,stones,pearls & imitation jewellery	3.68	5.05	4.03	4.30
36	Iron & steel manufactures thereof	549	833.05	720.18	855.07
37	Metals other than gold, silver, iron & steel	127.56	147.09	144.23	206.34
38	Cutlery, tools articles of base metals	105.54	103.1	91.37	141.08
39	Machinery and mechanical appliances	925.94	1162.79	1111.75	1277.62
40	Electric machinery and equipment	689.75	904.75	887.17	989.67
41	Railway and tramway plant and rolling stock	4.31	20.23	19.56	53.35
42	Motor and other vehicles	2343.7	3098.45	2443.91	3670.28
43	Ships, boats and Air crafts	0.97	11.03	3.89	3.06
44	Clocks, watches and parts thereof	3.99	6.43	8.57	5.90
45	Arms and ammunitions	17.59	17.37	34.53	23.09
46	Toys, games and sports goods	27.01	25.81	29.49	33.66
47	Sub total (1 to 46)	13269.49	16359.61	15127.49	17634.20
48	All other articles	4352.01	2996.06	8146.06	2214.31
49	Total Import Duty	…	18184.41	22100.53	18631.65
50	Warehouse Charges	…	84.01	113.87	96.82
51	Regularty Duty	…	319.21	188.38	255.12
52	Miscellienous	…	233.84	293.72	273.14
53	0.25 % Export Development Charges	…	519.54	529.47	533.45
54	Export Duties	…	14.65	47.56	58.30
55	Gross	17621.50	19355.64	23273.54	19848.48
56	Refund	230.93	17.48	37.27	19.96
57	Rebate	940.63	603.04	742.89	897.15
58	Refund & Rebate	1171.56	620.52	780.16	917.11
59	Net	16449.94	18735.12	22493.38	18931.37

Contd.

8.1 Customs Revenue Receipts

(Million Rupees)

S.No	Description	Monthly				
		Feb,2014	Mar,2014	Apr,2014	May,2014	Jun,2014
1	Meat, fish and other preparations	22.62	16.70	22.21	14.05	14.84
2	Milk, Butter, Cheese and Honey	277.82	266.93	133.68	282.79	271.74
3	Fruits, nuts and vegetables	193.84	234.99	305.55	194.91	189.68
4	Coffee, nuts and vegetables	385.55	358.68	308.61	303.36	351.35
5	Oil-seeds & miscellaneous fruits	11.37	10.63	8.11	12.78	28.60
6	Vegetable plaiting Materials	92.50	110.75	83.51	46.12	50.11
7	Animal and vegetable fats and oil	1449.54	1567.08	1802.42	1344.88	2585.21
8	Sugar and confectionery	42.82	35.96	36.4	43.77	39.63
9	Edible, preparation of cereals and vegetables	319.72	395.18	436.68	310.4	360.69
10	Beverages, spirits and vinegars	12.86	14.23	16.83	30.13	17.87
11	Residues an Waste from the food industries, Prepared animal fodder	8.58	19.59	16.22	7.27	42.13
12	Tobacco	13.29	21.65	15.72	3.74	29.26
13	Minerals, fuel, oils and products thereof	2048.10	1258.04	575.51	1854.4	1719.55
14	Chemicals and chemicals products	703.27	805.69	794.45	757.32	666.81
15	Pharmaceutical products	161.30	188.93	201.58	191.63	153.68
16	Dyes, colours, paints and varnishes	311.48	308.93	326.89	345.83	346.80
17	Perfumery, soap and toilet preparations	450.68	461.02	474.55	536.36	449.51
18	Albuminoidal substances modified stareches, glues,enzymes	27.11	27.06	34.66	24.68	26.33
19	Matches and other explosives	0.22	1.84	12.72	0.07	0.07
20	Photographic and cinematographic goods	151.16	130.31	144.13	113.82	144.56
21	Plastic and articles thereof	978.07	1004.41	980.76	1103.6	1136.35
22	Rubber and articles thereof	211.04	179.29	192.31	171.73	223.08
23	Leather articles and footwear	223.06	61.62	119.87	190.13	248.47
24	Wood & articles of wood; wood charcoal	44.14	46.41	60.84	49.56	55.75
25	Wood, paper and stationery	545.86	540.89	555.57	603.56	603.37
26	Silk yarn and fabrics	18.38	6.77	12.75	12.36	21.48
27	Fabrics of Wool, flax, ramle metal, vegetable	79.65	50.92	73.59	81.25	74.03
28	Cotton, textile, fibre & other paper & veg yarn	167.00	108.81	266.55	317.3	113.25
29	Yarn and fabrics of man-made fiber	840.26	732.85	854.56	831.16	790.60
30	Carpets & other floor covering	22.77	32.97	28.18	30.54	23.80
31	Special Woven Fabrics and Variety	25.48	23.82	29.42	36.08	34.21
32	Textile articles including knitted & crocheted goods	247.26	179.93	219.66	275.75	276.07
33	Other made up textile articles;set;worn colothing & textile articles;rugs	105.74	100.54	95.37	108.31	110.79
34	Glasses and earthen/ware	431.32	352.24	428.19	418.61	396.39
35	Precious metals,stones,pearls & imitation jewellery	5.50	3.47	5.95	5.57	12.63
36	Iron & steel manufactures thereof	634.79	830.21	875.39	1062.45	1009.74
37	Metals other than gold, silver, iron & steel	224.91	201.53	141.58	172.24	161.12
38	Cutlery, tools articles of base metals	124.87	107.49	117.84	131.5	140.52
39	Machinery and mechanical appliances	1341.85	1153.93	1197.33	1320.77	1311.33
40	Electric machinery and equipment	928.40	919.89	938.05	1161.31	1616.02
41	Railway and tramway plant and rolling stock	5.88	7.52	216.85	2.1	102.07
42	Motor and other vehicles	2917.22	3473.89	3010.08	2849.85	4154.50
43	Ships, boats and Air crafts	1.27	2.21	3.98	4.22	33.74
44	Clocks, watches and parts thereof	4.46	6.75	5.7	7.62	4.21
45	Arms and ammunitions	36.83	26.03	52.06	16.93	38.82
46	Toys, games and sports goods	28.70	17.31	34.19	37.08	38.82
47	Sub total (1 to 46)	16878.54	16405.89	16267.05	17419.89	20219.58
48	All other articles	1811.52	6609.20	6609.31	4302.29	12152.68
49	Total Import Duty	17053.20	21670.70	17630.14	20353.8	30091.19
50	Warehouse Charges	101.20	99.04	108.59	97.63	71.64
51	Regularty Duty	566.26	160.35	355.07	267.08	362.43
52	Miscellienous	394.76	507.01	348.68	439.57	1199.07
53	0.25 % Export Development Charges	521.79	524.33	489.93	509.18	557.62
54	Export Duties	52.83	53.75	41.48	54.93	90.28
55	Gross	18690.04	23015.18	18973.89	21722.19	3272.23
56	Refund	15.34	21.85	15.66	17.99	45.48
57	Rebate	799.51	625.33	550.22	535.5	167.88
58	Refund & Rebate	814.85	647.18	565.88	553.49	213.36
59	Net	17875.19	22368.00	18408.01	21168.70	3058.87

Source: Federal Board of Revenue, Islamabad.

9. SOCIAL

9.1 Data on Traffic Accidents

Year/Month	Total Number of Accidents	Accident		Persons		Total Number of Vehicles Involved
		Fatal	Non - Fatal	Killed	Injured	
PAKISTAN						
2009-10	9747	4378	5369	5280	11173	10496
2010-11	9723	4280	5443	5271	11383	10822
2011-12	9140	3966	5174	4758	10145	9986
2012-13	8988	3884	5104	4719	9710	9876
2013-14	8359	3500	4859	4348	9777	9423
2013 Jul	766	319	447	397	912	847
Aug	840	355	485	415	938	931
Sep	816	364	452	430	793	920
Oct	827	345	482	410	969	906
Nov	704	289	415	356	814	798
Dec	717	326	391	381	810	802
2014 Jan	723	329	394	392	807	791
Feb	504	199	305	258	643	561
Mar	526	217	309	290	654	611
Apr	607	235	372	331	759	705
May	617	231	386	311	773	730
Jun	712	291	421	377	905	821

TRAFFIC ACCIDENTS

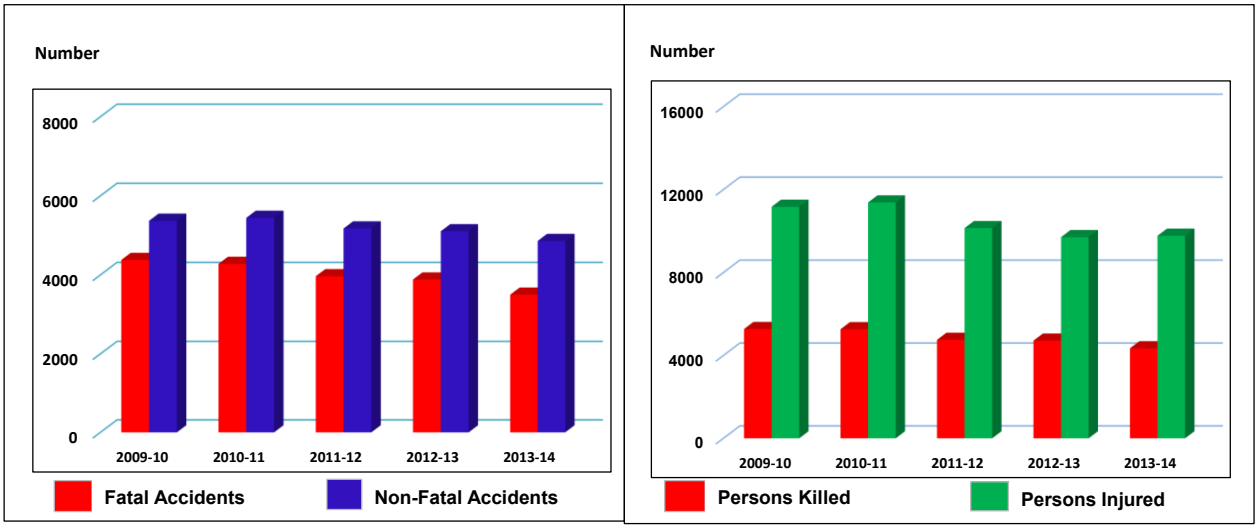

Note: Data from July,2012 onward includes ICTs.

* Included Islamabad

Contd.

9.1 Data on Traffic Accidents

Year/Month	Total Number of Accidents	Accident		Persons		Total Number of Vehicles Involved
		Fatal	Non - Fatal	Killed	Injured	
2012-13	201	107	94	109	180	212
2013-14	256	120	136	132	206	256
ISLAMABAD						
2013 Jul	30	15	15	15	14	30
Aug	23	10	13	10	13	23
Sep	24	14	10	17	7	24
Oct	29	13	16	14	20	29
Nov	16	6	10	6	13	16
Dec	18	9	9	12	16	18
2014 Jan	21	14	7	17	36	21
Feb	16	5	11	5	20	16
Mar	13	5	8	5	13	13
Apr	24	10	14	12	23	24
May	22	8	14	8	18	22
Jun	20	11	9	11	13	20
PUNJAB						
2009-10	5344	2590	2754	3083	5856	5344
2010-11	5420	2591	2829	3167	5809	5420
2011-12	4990	2361	2629	2888	5071	4990
2012-13	4587	2213	2374	2692	4515	4587
2013-14	3696	1717	1979	2145	3941	3696
2013 Jul	352	169	183	216	367	352
Aug	357	176	181	203	373	357
Sep	388	189	199	232	384	388
Oct	390	167	223	193	391	390
Nov	336	148	188	180	335	336
Dec	327	170	157	207	355	327
2014 Jan	350	178	172	217	394	350
Feb	203	93	110	136	252	203
Mar	233	102	131	123	295	233
Apr	258	106	152	135	232	258
May	235	101	134	145	273	235
Jun	267	118	149	158	290	267
SINDH						
2009-10	1465	883	582	1031	1261	1580
2010-11	1270	758	512	927	1071	1541
2011-12	1054	681	373	756	681	1121
2012-13	935	582	353	696	637	960
2013-14	945	613	332	791	893	1103
2013 Jul	81	52	29	58	74	81
Aug	85	54	31	65	52	85
Sep	93	65	28	68	38	97
Oct	94	66	28	80	75	95
Nov	72	48	24	66	60	83
Dec	97	59	38	66	59	103
2014 Jan	79	53	26	59	54	92
Feb	66	39	27	50	42	83
Mar	70	43	27	56	62	88
Apr	66	42	24	98	158	92
May	72	45	27	55	83	113
Jun	70	47	23	70	136	91

Contd.

9.1 Data on Traffic Accidents

Year/Month	Total Number of Accidents	Accident		Persons		Total Number of Vehicles Involved
		Fatal	Non - Fatal	Killed	Injured	
KHYBER P.K.						
2009-10	2559	712	1847	921	3560	3128
2010-11	2722	773	1949	986	4153	3479
2011-12	2772	785	1987	953	3913	3501
2012-13	2968	846	2122	1059	4016	3736
2013-14	3120	877	2243	1033	4257	3934
2013 Jul	271	70	201	95	428	345
Aug	335	95	240	111	458	417
Sep	276	80	196	95	329	366
Oct	286	85	201	94	408	356
Nov	256	75	181	87	373	336
Dec	250	74	176	82	351	322
2014 Jan	252	71	181	83	303	306
Feb	199	50	149	52	292	233
Mar	184	50	134	59	253	239
Apr	230	61	169	70	306	298
May	261	67	194	91	360	328
Jun	320	99	221	114	396	388
BALOCHISTAN						
2009-10	379	193	186	245	496	444
2010-11	311	158	153	191	350	382
2011-12	324	139	185	161	480	374
2012-13	297	136	161	163	362	381
2013-14	342	173	169	247	480	434
2013 Jul	32	13	19	13	29	39
Aug	40	20	20	26	42	49
Sep	35	16	19	18	35	45
Oct	28	14	14	29	75	36
Nov	24	12	12	17	33	27
Dec	25	14	11	14	29	32
2014 Jan	21	13	8	16	20	22
Feb	20	12	8	15	37	26
Mar	26	17	9	47	31	38
Apr	29	16	13	16	40	33
May	27	10	17	12	39	32
Jun	35	16	19	24	70	55

Source: Provincial Police Departments & ICT Police.

9.2 Data on Telecommunication 2014

Months	Distribution of Cellular Mobile Subscribers					
	Total	Moblink	Zong	Ufone	Telenor	Warid
January	133,606,004	37,617,798	24,366,879	25,033,285	33,748,975	12,839,067
February	134,609,592	37,775,100	24,901,387	24,557,841	34,491,019	12,884,245
March	136,469,886	38,154,534	25,594,413	24,570,563	35,210,948	12,939,428
April	137,683,211	38,300,475	25,981,940	24,572,998	35,876,539	12,951,259
May	139,198,479	38,444,357	26,736,308	24,645,598	36,311,451	13,060,765
June	139,974,754	38,768,346	27,197,048	24,352,717	36,571,820	13,084,823
July						
August						
September						
October						
November						
December						

Source : Pakistan Telecommunication Authority, Islamabad.

9.3 Visitors at Archaeological Museum in Pakistan

Area/ attraction	April,2014		May,2014		June,2014	
	Foreigner	National	Foreigner	National	Foreigner	National
PAKISTAN	1134	167735	788	123107	823	140317
ISLAMABAD	243	75774	214	58264	271	68436
Pakistan Museum of Natural History	15	6211	10	5660	18	8160
Lok Virsa Heritage Museum	79	14206	85	9666	139	15653
Pakistan Monument Museum	149	55357	119	42938	114	44623
PUNJAB	783	77119	445	45639	493	56365
Lahore Museum Lahore	307	27600	192	17165	221	21310
Allama Iqbal Library & Museum, Sialkot.	5	590	3	400	4	585
Museum, Taxila, Rawalpindi	199	11916	135	8128	177	11916
Museum, Harappa, Sahiwal.	14	9584	7	1949	3	4543
Allama Iqbal Museum, Javaid Manzil, Lahore	4	1673	3	1120	1	953
PMDC Khewara Mines Museum, Chakwal	254	25756	105	16877	87	17058
SINDH	108	12912	123	17657	56	14033
National Museum of Pakistan, Karachi	10	2765	15	8255	-	3940
Sindh Provincial Museum, Hyderabad.	25	2960	48	2943	25	2640
Museum, Banbhore, Thatta.	-	345	-	397	1	489
Museum, Moenjodaro, Larkana.	8	5031	2	4447	-	4337
Museum Umerkot, Tharparkar.	-	1134	3	1255	-	2147
Quid-e-Azam Birth Place, Karachi.	*	*	*	*	*	*
Quid-e-Azam House Museum, Karachi.	65	677	55	360	30	480
KHYBER PAKHTUNKHWA	0	1863	6	1470	3	1433
Peshawar Museum, Peshawar.	-	1601	5	1276	3	1103
Museum Saidu Sharif, Swat.	NIL	NIL	NIL	NIL	NIL	NIL
Dir Museum, Chakdara	-	262	1	194	-	330
BALOCHISTAN	-	67	-	77	-	50
Museum Balochistan, Quetta.	-	67	-	77	-	50

* = Quaid-e-Azam Birth place is closed for purpose of renovation work therefore no person visited the monument

NIL = Due to Law and order situation.

Source:-Department of Archaeology and Museum, Government of Pakistan & Provincial Government

9.4 Visitors at Heritage Site in Pakistan During

Area/ attraction	April,2014		May,2014		June,2014	
	Foreigner	National	Foreigner	National	Foreigner	National
PAKISTAN	1144	136321	740	140086	449	96895
PUNJAB	1068	119000	670	123914	410	81447
Jhangirs Tomb, Lahore	60	7800	60	6000	15	5487
Shalimar Garden, Lahore	55	4500	35	5500	25	4500
Royal Fort (Shahi Qila), Lahore	700	80000	413	98337	189	52401
Hiran Minar & Tank, Sheikhupura	40	5200	20	4000	1	2600
Harappa, Sahiwal	14	9584	7	1949	3	4543
Taxila, Rawalpindi	199	11916	135	8128	177	11916
SINDH	10	9100	5	9099	1	11973
Banbhore , Thatta.	-	345	-	397	1	489
Makli Hill Monument, Thatta	2	2590	-	3000	-	5000
Moenjodaro, Larkana.	8	5031	2	4447	-	4337
Umerkot Fort, Tharparkar.	-	1134	3	1255	-	2147
KHYBER PAKHTUNKHWA.	66	8221	65	7073	38	3475
Remains of Takht-i-Bhai, Mardan	5	7700	5	6550	3	3200
Butkara Site Museum, Saidu Sharif, Swat	1	21	-	23	-	25
Julian Site, Haripur	60	500	60	500	35	250
BALOCHISTAN						

Source: Department of Archaeology and Museum,
Government of Pakistan & Provincial Government.

10. TRADE

10.1 Value of Foreign Trade

(Million Rupees)

Year / Month		Exports	Re-Exports	Imports	Re-Imports	Balance of Trade
2008-09		1383717.5	21927.3	2723569.9	1642.9	-1319568.0
2009-10		1617457.6	23470.1	2910975.3	14.3	-1270061.9
2010-11		2120846.7	30576.3	3455285.6	2072.6	-1305935.2
2011-12		2110605.5	18570.2	4009093.0	--	-1883049.0
2012-13		2366477.8	9946.3	4349879.5	--	-1973455.4
2013	May	210829.2	3148.5	427530.9	--	-213553.2
	Jun	214326.5	2261.2	388358.4	--	-171770.7
	Jul	210465.3	24.5	383244.9	--	-172755.1
	Aug	204136.9	1273.1	367645.0	--	-162235.0
	Sep	275482.9	433.9	399041.6	--	-123124.8
	Oct	197939.6	22.7	348471.0	--	-150508.7
	Nov	193,132.7	796.3	392,509.9	-	-198,580.9
	Dec	241,842.6	1,544.2	380,944.2	-	-137,557.4
2014	Jan	214,541.9	2,618.4	435,970.2	25.0	-218,834.9
	Feb	227,292.7	1,226.4	377,909.2	22.4	-149,412.5
	Mar	223104.2	2577.1	362608.8	22.3	-136,949.8
	Apr	185,909.4	2396.8	395104.7	113.5	-206,912.0
	May	208,315.8	3769.7	361817.2	2.1	-149,733.8

* Provisional

VALUE OF FOREIGN TRADE

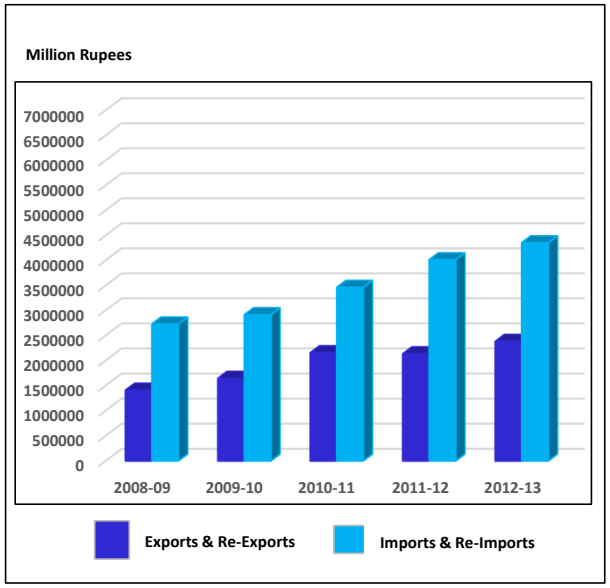

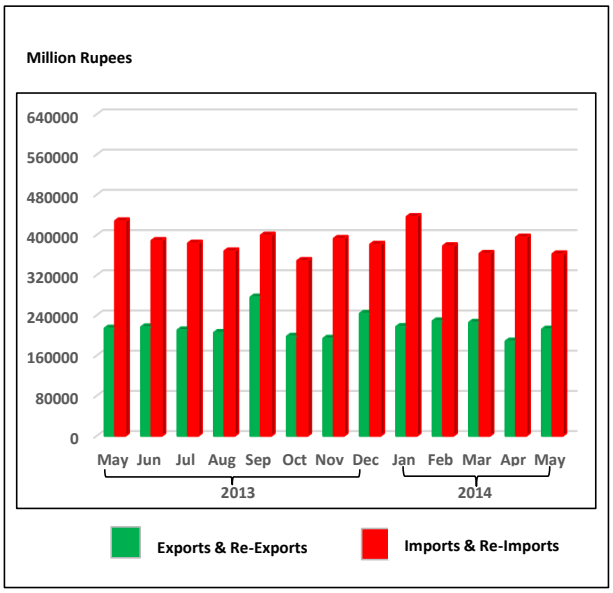

10.2 Exports by Commodity/Group

(Million Rupees)

Year/Month	Raw Cotton	Cotton Fabrics	Cotton Yarn and Thread	Knitwear	Bedwear	Woollen Carpets & Rugs	Leather	Rice	Fish & Fish Preparations	Fruits & Vegetables	Sports goods
2008-09	6826.5	153037.4	87813.2	135997.2	136103.4	11158.8	23393.0	154762.9	18464.9	18304.2 r	21391.3
2009-10	16365.5	150935.5	120767.9	147864.8	146195.1	11119.1	28698.3	183370.3	19049.8	30243.8	25020.8
2010-11	31168.4	224257.0	188271.8	197144.5	178596.0	11034.4	39744.3	184674.6	25313.9	47895.6	28208.4
2011-12	41392.6	218159.8	163403.5	176652.4	155108.3	10113.5	39841.2	184405.0	28597.6	48321.8	30241.0
2012-13	14888.1	260237.5	219017.0	197434.3	172724.2	11484.6	48455.7	186623.1	30759.1	62126.8	32375.2
2013 May	831.3	23847.5	19747.8	17675.9	16141.4	1467.3	5773.1	16633.7	3494.3	3726.8	3303.8
Jun	710.3	21992.4	18930.5	19686.1	15092.7	1025.1	5033.8	16141.8	2597.7	4636.2	3164.8
Jul	879.6	23139.6	20740.6	19715.9	17182.2	1008.4	4533.7	15154.0	2019.9	4410.0	3023.9
Aug	2532.4	24235.7	19904.6	18814.7	15188.3	861.4	4106.3	11640.3	2394.4	4551.9	2130.7
Sep	3396.8	27578.8	21064.4	19969.4	26637.1	1021.1	4620.3	14811.3	4409.1	4407.4	3234.5
Oct	1691.8	27969.1	18290.4	20122.3	17387.2	1142.9	4209.0	14828.6	3555.9	3158.4	1919.1
Nov	3,269.7	20,535.4	14,937.1	17,068.7	16,817.9	1,431.7	3,887.3	14,791.7	3,093.1	4,893.1	2,070.2
Dec	2,876.5	26,186.3	20,046.9	21,784.5	20,047.3	1,632.9	5,013.0	28,049.8	3,760.3	8,715.9	3,567.5
2014 Jan	1,600.4	22,358.8	14,196.4	19,638.3	18,468.8	829.0	4,012.3	28,224.3	1,872.6	11,006.7	2,925.7
Feb	949.8	25,195.3	17,868.1	18,398.4	17,692.2	1,114.9	4,796.9	25,052.9	2,478.5	8,817.7	3,570.0
Mar	1,885.9	24,921.0	18,762.0	18,398.4	18,533.1	913.1	5,283.2	21,663.6	3,069.5	7,078.2	3,529.0
Apr	1,381.7	21,209.4	13,349.7	16,875.5	15,509.6	870.4	4,988.7	17,870.3	3,836.9	3,777.0	4,012.3
May	752.2	22,338.1	14,704.1	24,682.8	18,870.4	1,051.2	5,943.4	16,072.9	4,180.2	3,219.6	3,781.1

* Provisional

EXPORTS BY COMMODITY GROUPS

(Million of Rupees)

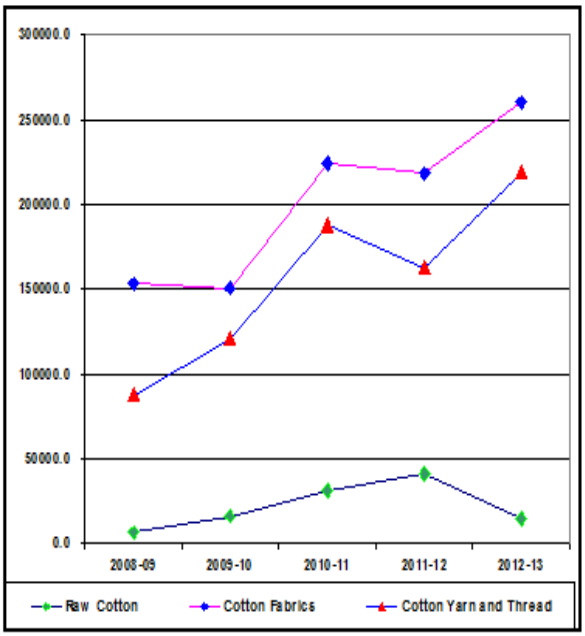

(Million of Rupees)

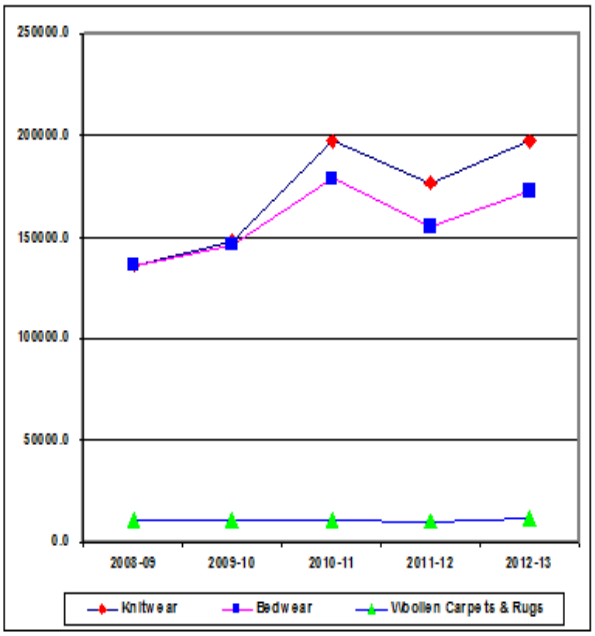

(Million of Rupees)

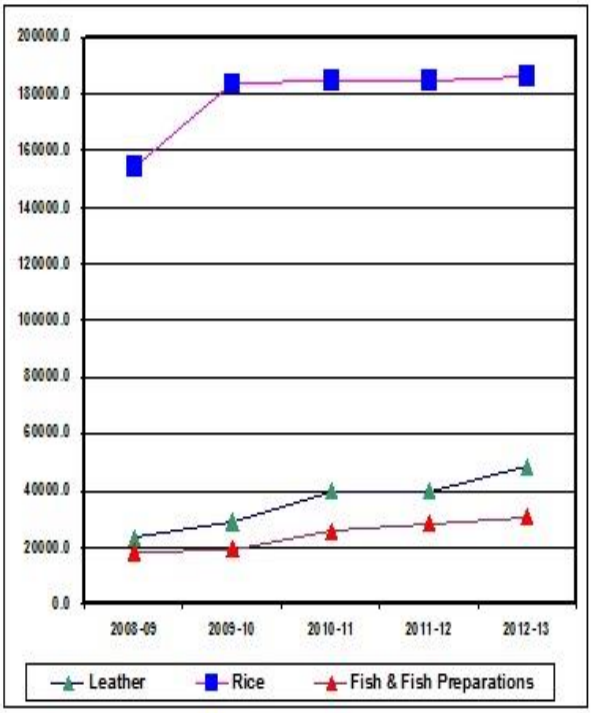

(Million of Rupees)

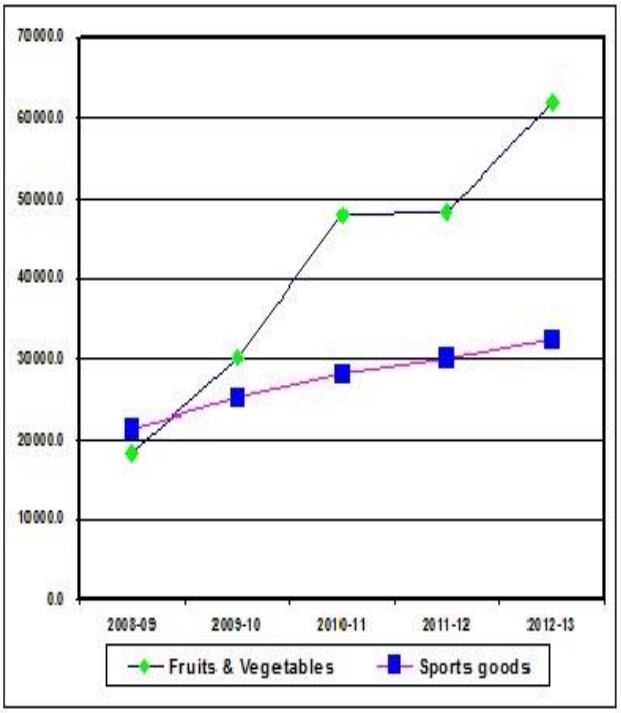

10.3 Imports by Commodity/Group

(Million Rupees)

Year/Month		Machinery and Transport equipment	Manufactured goods classified mainly by material	Food and Live animals	Chemicals	Mineral Fuels, Lubricants and related materials	Animal or Vegetable oils & fats
2008-09		626010.2	271679.1	409810.3	409810.3	797188.9	124316.2
2009-10		616893.3	294972.2	141005.7	492227.1	883653.4	120975.4
2010-11		639389.0	369322.2	214132.4	528988.9	1084764.7	190133.7
2011-12		699993.9	482498.6	179555.6	637823.7	1420173.6	228731.4
2012-13		783966.3	444919.9	190555.4	621466.0	1504034.0	205311.0
2013	May	81303.4	43373.3	15029.7	57894.0	142925.1	15258.1
	Jun	74033.1	41742.8	14626.9	62358.1	125140.5	13020.3
	Jul	60541.1	32194.6	12431.6	51923.4	133224.5	19743.7
	Aug	68993.0	32652.1	13439.7	51909.9	140751.1	16976.9
	Sep	81804.4	36205.8	20413.5	56663.9	144168.3	14752.8
	Oct	68217.6	35722.2	19060.5	52558.6	126158.0	17348.1
	Nov	67752.0	43246.2	19899.0	64561.9	143066.2	18397.2
	Dec	76466.1	42969.8	21181.1	62938.5	118317.5	13919.8
2014	Jan	94941.2	47693.4	21282.4	69775.1	130415.0	19813.3
	Feb	65719.5	41569.2	18029.9	50805.3	132054.1	15645.9
	Mar	66202.0	49455.2	22109.7	57946.6	102889.0	16516.7
	Apr	80773.6	45007.3	17651.1	56791.1	130314.2	18553.8
	May	71020.1	44858.7	14418.7	57466.7	121108.5	14707.6

* Provisional

IMPORTS BY COMMODITY/GROUPS

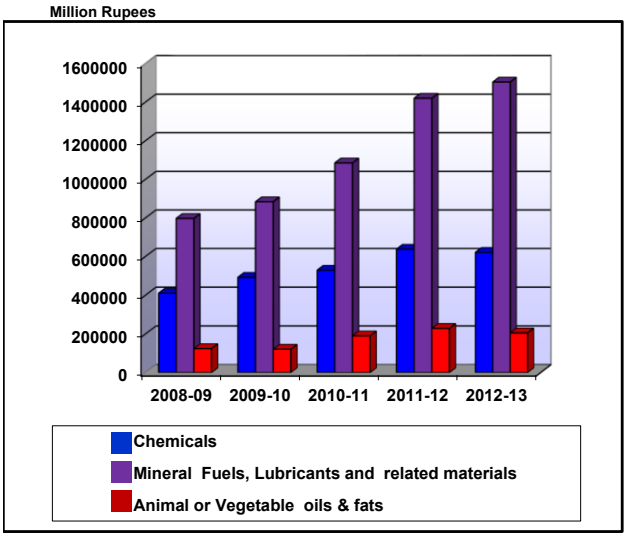

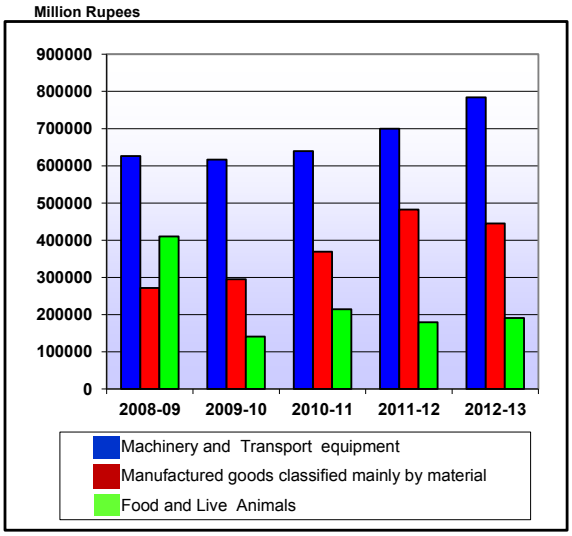

10.4 Exports by Selected Commodities in Dollars

(In Thousand Dollar)

GROUPS/COMMODITIES	UNIT	MAY, 2014		CUML, FROM JUL, 2013		MAY, 2013		CUML, FROM JUL, 2012	
		QUANTITY	VALUE	QUANTITY	VALUE	QUANTITY	VALUE	QUANTITY	VALUE
GRAND TOTAL			**2112850**		**23091918**		**2143142**		**22286309**
A.PRIMARY COMMODITIES			304977		3768530		301261		3426783
01.RICE	MT	236843	163020	3492213	2013362	280231	169087	3154258	1758638
(I) RICE BASMATI	MT	72573	88390	613655	702824	63309	71348	613857	600785
(II) RICE OTHER VARIETIES	MT	164270	74630	2878558	1310538	216922	97739	2540401	1157852
02.FISH AND FISH PREPARATIONS	KG	17252343	42398	136451526	336483	14407209	35520	127001460	291301
03.FRUITS & VEGETABLES INCL.JUICES	KG	53309048	36200	1339882568	653101	85724547	42687	1433100725	628873
(I) FRUITS	KG	20480338	18026	755011072	416002	24358335	17134	673571828	357748
(II) VEGETABLES	KG	29200329	14628	546264976	201288	57112365	20750	717737194	234320
(III) FRUIT & VEGETABLE JUICES	KG	3628381	3546	38606520	35811	4253847	4803	41791703	36804
04.WHEAT	MT			20037	7008			168874	53436
05.WHEAT FLOUR	MT	42466	20562	396067	160309	21348	7172	847280	222460
06.SPICES(INCL. CHILLIES)	KG	2021959	6737	15988486	51827	1833270	6151	17447427	61202
07.OIL SEEDS, NUTS AND KERNALS	KG	1380081	2623	59021071	79495	4002734	5562	25449795	33535
08.LEGUMINOUS VEGETABLE	KG			3227075	2820	3241278	2900	5179504	4463
09.FLOWERS	KG	118356	430	316834	922	97169	178	460362	940
10.RAW HIDES AND SKINS	KG			242984	727	2214	32	9324	134
11.RAW WOOL AND ANIMAL HAIR	KG	1330496	1707	11284712	14459	1393507	1736	10024115	12974
(I) RAW WOOL	KG	322447	466	5535708	7384	1197242	1461	4588713	6837
(II) ANIMAL HAIR	KG	1008049	1242	5749004	7075	196265	275	5435402	6137
12.CRUDE ANIMAL MATERIAL	KG	1429683	6008	13709808	49443	965494	4138	9790614	41077
13.CRUDE FERTILIZER	MT	1518	133	11587	1291	915	133	15232	1837
14.MOLASSES	KG	15620000	1946	197340631	24252	892785	126	1656406	242
15.RAW COTTON	MT	4080	7629	113952	203758	5009	8451	88177	146724
16.COTTON WASTE	MT	6084	7821	64776	73711	5567	6339	64236	79342
17.PETROLEUM CRUDE	MT								
18.MARBLES AND STONES	MT	51930	6692	554256	75595	58510	7803	474426	66494
19.TOBACCO	KG	186466	1070	5983847	19826	1217967	3045	7209252	22909
(I) UN-MANUFACTURED	KG	172527	1016	5753095	19028	1210344	3010	7004943	22136
(II) MANUFACTURED EXCL.CIGARETTE	KG	13939	54	230752	799	7623	35	204309	773
20.COKE	MT			949	141	491	200	495	203
B.TEXTILES MANUFACTURES			1149232		12073238		1147846		11506204
01.COTTON YARN	KG	49429561	146294	618138862	1862083	63169177	200551	675886938	2061091
02.COTTON CLOTH	SQM	190229145	226565	2349093235	2572329	207430765	242692	1983674059	2466739
03.ARTICLES OF APPAREL & CLOTHING ACCESSORIES (EXCL. KNITWEARS)	DOZ	1982937	146108	26054231	1723985	2210964	169391	24628163	1640180
04.ART SILK AND SYNTHETIC TEXTILES	SQM	26664002	32257	303523565	350360	36362670	45258	304466445	369170
05.COTTON THREAD	KG	570524	2843	3432832	14947	75880	191	2529757	9987
06.TEXTILE FABRICS WOVEN(OTHER	--		425		3554		396		6521
THAN COTTON & ARTIFICIAL FABRICS)	--								
07.TULE, LACE, EMBROIDERY ETC	--		1236		14521		924		9221
08.COTTON BAGS/SACKS	MT	493	880	5738	10419	249	444	7320	12857
09.TENTS & OTHER CANVAS GOODS	KG	2695743	6049	26400014	71847	842408	2419	28714516	104429
10.BED WEAR	KG	26730512	191394	291175603	1958725	24023612	164082	241142104	1632316
11.TOWELS	KG	15209971	73033	154031417	702914	14819558	68773	158119805	713756
12.TEXTILE MADE UPS (EXCL. TOWELS & BED WEAR)	--		62085		604163		64923		545695
13.KNITWEARS	DOZ	9131615	250346	98152452	2089583	8403143	179681	89908713	1843260
14.WASTE MATERIAL OF TEXTILE FIBRES/FABRICS	KG	3388560	2135	32354483	22398	2289342	1962	27680357	22583
15.YARN OTHER THAN COTTON YARN	KG	1136627	4131	11810335	39741	798151	2737	10810505	35267
16.KINTTED OR CROCHATED FABRICS	SQM	750595	3450	10302981	31668	1679881	3422	15451507	33132
C.OTHER MANUFACURES			432398		4825282		370540		4493216
01.CIGARETTES	THNO	711	15	81167	1537	21		15576	304
02.LEATHER	SQM	2996932	60281	26502267	499597	2999295	58685	24960376	448826
03.CARPETS,RUGS AND TAPESTRIES ETC	SQM	277863	11116	3052890	117600	382205	15076	2820011	111845
(I) WOOLLEN CARPETS AND RUGS	SQM	237409	10662	2689832	114652	354790	14915	2263325	108329
(II) WOOLLEN CARPET MACHINE MADE	SQM			2610	63	215	3	1499	31
(III) TAPESTRY CLOTH	SQM			18				33	
(IV) CARPETS KNOTTED & OTHER FLOOR COVERING	SQM	40454	453	360430	2886	27200	158	555154	3484

Contd.

10.4 Exports by Selected Commodities in Dollars

(In Thousand Dollar)

GROUPS/COMMODITIES	UNIT	MAY, 2014		CUML, FROM JUL, 2013		MAY, 2013		CUML, FROM JUL, 2012	
		QUANTITY	VALUE	QUANTITY	VALUE	QUANTITY	VALUE	QUANTITY	VALUE
04.PETROLEUM PRODUCTS	MT	24546	26509	733698	627800	115	56	7280	5800
05.FEEDING STUFF FOR ANIMALS	KG	59999395	15955	452511606	125042	29882579	6483	301966245	61143
06.CHEMICALS AND PHARMACEUTICAL PRODUCTS	--		113722		1082537		74970		711262
(I) PLASTIC MATERIALS	KG	23778617	32084	239986237	334005	21731837	31129	244971955	346880
(II) PHARMACAUTICAL PRODUCTS.	KG	768190	14973	14286218	161712	1303656	17780	14535101	152934
(III) FERTILIZER MANUFACTURES	MT							215	74
(IV) OTHER CHEMICAL	--		66665		586820		26061		211374
07.RUBBER MANUFACTURES	--		927		9193		934		8514
08.PAPER AND PAPER BOARD	KG	1690087	5116	15266202	40197	2125860	6110	12245886	35642
09.GUAR AND GUAR PRODUCTS	KG	2127501	4880	22131272	63204	2581324	13880	20855391	133646
10.CUTLERY	--		6852		80002		7357		74741
11.GOLD	GM								
12.COPPER AND ARTICLES THEREOF	--		8416		141097		9165		188117
13.MACHINERY & TRANSPORT EQUIPME (INCL.ENGINEERING ELECTRICAL	NT -- GOODS)		37456		293033		38837		256665
(I) ELECTRIC FANS	NO	282838	5056	1792779	34078	234707	5071	1567006	32893
(II) TRANSPORT EQUIPMENT	--		1667		11698		3514		18697
(III) OTHER ELECTRICAL MACHINERY	--		11973		75747		8671		56058
(IV) MACHINERY SPECIALIZED PARTICULARS INDUSTRIES	--		2973		31398		2512		32300
(V) AUTO PARTS	--		2283		21874		2381		21535
(VI) OTHER MACHINERY	--		13505		118238		16689		95183
14.FOOTWEARS	PAIR	1675929	11364	14300726	107542	1210120	10372	11495309	94813
(I) LEATHER FOOTWEAR	PAIR	727730	9172	6725338	89583	528942	8159	5325264	76396
(II) CANVAS FOOTWEAR	PAIR	11580	43	67008	248	23163	138	147850	583
(III) OTHER FOOTWEAR	PAIR	936619	2150	7508380	17710	658015	2076	6022195	17835
15.LEATHER MANUFACTURES(EXCL. LEATHER FOOTWEARS)	--		52643		573084		46051		509241
(I) LEATHER GLOVES	DOZ	638497	18565	7446984	184807	505090	13036	5049480	153166
(II) APPAREL & CLOTHING	DOZ	140507	32058	1275395	373179	82712	31692	849349	343557
(III) OTHER LEATHER MANUFACTURES	KG	147096	2020	1271700	15098	87260	1323	839899	12519
16.HOUSE-HOLD EQUIPMENT	KG	228706	441	2417729	5626	134196	326	1859790	4913
17.SPORTS GOODS	--		38350		328751		33584		302121
(I) FOOT BALLS COMPLETE	DOZ	504109	21838	3813674	175630	286846	14457	2656254	130261
(II) GLOVES (SPORTS)	DOZ	317461	9192	2872036	92672	310958	12799	2565581	111885
(III) OTHER	--		7320		60449		6328		59975
18.SURGICAL GOODS,MEDICAL INSTRUMENTS AND APPLIANCES	NO	20933131	25319	231001894	310261	16419752	23404	205253629	276053
19.ONYX MANUFACTURED	KG	517914	1055	3745095	8517	292284	550	3375782	8265
20.HANDICRAFTS	--				708		25		1722
21.TEXTILE PRODUCT & ARTICLE FOR TECHNICAL USE	KG	371	1	315070	1656	8103	50	194967	1003
22.BOOKS AND PRINTED MATTERS	--		813		6783		773		7000
23.PIG IRON	MT			4089	3630	329	216	3045	2503
24.PRECIOUS/SEMI-PRECIOUS STONE	GM	1498740	770	10414359	5991	639260	467	5531070	4057
25.JEWELLERY	--		5087		323393		15735		1158611
26.ARTICLES OF PLASTIC	KG	2008277	4474	24434863	60757	3198889	6836	36316735	78832
27.FURNITURE	NO	33964	806	363590	6631	22703	577	286682	6563
28.PARTS OF FOOTWEAR	--		31		1114		17		1012
D.OTHERS	--		226243		2424869		323495		2860107

10.5 Exports by Selected Commodities in Rupees

(In Thousand Rupees)

GROUPS/COMMODITIES	UNIT	MAY, 2014		CUML, FROM JUL, 2013		MAY, 2013		CUML, FROM JUL, 2012	
		QUANTITY	VALUE	QUANTITY	VALUE	QUANTITY	VALUE	QUANTITY	VALUE
GRAND TOTAL			208315814		2384782486		210829211		2152151340
A.PRIMARY COMMODITIES			30069135		389831846		29636171		331896956
01.RICE	MT	236843	16072897	3492213	208159734	280231	16633738	3154258	170481304
(I) RICE BASMATI	MT	72573	8714779	613655	72230420	63309	7018769	613857	58105041
(II) RICE OTHER VARIETIES	MT	164270	7358118	2878558	135929314	216922	9614969	2540401	112376263
02.FISH AND FISH PREPARATIONS	KG	17252343	4180240	136451526	34670554	14407209	3494265	127001460	28161402
03.FRUITS & VEGETABLES INCL.JUICES	KG	53309048	3569162	1339882568	67721493	85724547	4199254	1433100725	61051568
(I) FRUITS	KG	20480338	1777255	755011072	43296446	24358335	1685545	673571828	34681722
(II) VEGETABLES	KG	29200329	1442259	546264976	20739440	57112365	2041262	717737194	22808877
(III) FRUIT & VEGETABLE JUICES	KG	3628381	349648	38606520	3685608	4253847	472447	41791703	3560969
04.WHEAT	MT			20037	731940			168874	5106902
05.WHEAT FLOUR	MT	42466	2027319	396067	16542280	21348	705503	847280	21452246
06.SPICES(INCL. CHILLIES)	KG	2021959	664202	15988486	5324589	1833270	605110	17447427	5923352
07.OIL SEEDS, NUTS AND KERNALS	KG	1380081	258579	59021071	8336914	4002734	547203	25449795	3250914
08.LEGUMINOUS VEGETABLE	KG			3227075	291726	3241278	285309	5179504	435044
09.FLOWERS	KG	118356	42413	316834	92584	97169	17511	460362	90729
10.RAW HIDES AND SKINS	KG			242984	77171	2214	3192	9324	13180
11.RAW WOOL AND ANIMAL HAIR	KG	1330496	168323	11284712	1488284	1393507	170759	10024115	1256575
(I) RAW WOOL	KG	322447	45914	5535708	762438	1197242	143699	4588713	665049
(II) ANIMAL HAIR	KG	1008049	122409	5749004	725846	196265	27061	5435402	591526
12.CRUDE ANIMAL MATERIAL	KG	1429683	592357	13709808	5116056	965494	407075	9790614	3966150
13.CRUDE FERTILIZER	MT	1518	13100	11587	132765	915	13118	15232	177172
14.MOLASSES	KG	15620000	191913	197340631	2510402	892785	12353	1656406	23487
15.RAW COTTON	MT	4080	752222	113952	21216795	5009	831331	88177	14177794
16.COTTON WASTE	MT	6084	771119	64776	7591252	5567	623617	64236	7650755
17.PETROLEUM CRUDE	MT								
18.MARBLES AND STONES	MT	51930	659838	554256	7805528	58510	767588	474426	6428548
19.TOBACCO	KG	186466	105452	5983847	2006801	1217967	299595	7209252	2229911
(I) UN-MANUFACTURED	KG	172527	100141	5753095	1923734	1210344	296143	7004943	2155856
(II) MANUFACTURED EXCL.CIGARETTE	KG	13939	5311	230752	83067	7623	3452	204309	74055
20.COKE	MT			949	14978	491	19651	495	19922
B.TEXTILES MANUFACTURES			113308127		1246214977		112918130		1111194030
01.COTTON YARN	KG	49429561	14423777	618138862	192341554	63169177	19729035	675886938	199131330
02.COTTON CLOTH	SQM	190229145	22338087	2349093235	265667302	207430765	23874518	1983674059	238245083
03.ARTICLES OF APPAREL & CLOTHING ACCESSORIES (EXCL. KNITWEARS)	DOZ	1982937	14405442	26054231	177947976	2210964	16663703	24628163	158467562
04.ART SILK AND SYNTHETIC TEXTILES	SQM	26664002	3180393	303523565	36100580	36362670	4452185	304466445	35718026
05.COTTON THREAD	KG	570524	280277	3432832	1522798	75880	18783	2529757	955179
06.TEXTILE FABRICS WOVEN(OTHER	--		41906		364415		38932		626066
THAN COTTON & ARTIFICIAL FABRICS)	--								
07.TULE, LACE, EMBROIDERY ETC	--		121900		1500775		90893		890184
08.COTTON BAGS/SACKS	MT	493	86747	5738	1077641	249	43726	7320	1239269
09.TENTS & OTHER CANVAS GOODS	KG	2695743	596446	26400014	7426016	842408	237927	28714516	10104126
10.BED WEAR	KG	26730512	18870426	291175603	202334203	24023612	16141385	241142104	157631478
11.TOWELS	KG	15209971	7200653	154031417	72533407	14819558	6765482	158119805	68943487
12.TEXTILE MADE UPS (EXCL. TOWELS & BED WEAR)	--		6121249		62293649		6386702		52724414
13.KNITWEARS	DOZ	9131615	24682819	98152452	215468953	8403143	17675872	89908713	177748191
14.WASTE MATERIAL OF TEXTILE FIBRES/FABRICS	KG	3388560	210528	32354483	2309687	2289342	193035	27680357	2179209
15.YARN OTHER THAN COTTON YARN	KG	1136627	407311	11810335	4076279	798151	269282	10810505	3391900
16.KINTTED OR CROCHATED FABRICS	SQM	750595	340166	10302981	3249743	1679881	336670	15451507	3198526
C.OTHER MANUFACURES			42632189		498434681		36451482		432678397
01.CIGARETTES	NO	711	1455	81167	160503	21	45	15576	28837
02.LEATHER	SQM	2996932	5943392	26502267	51394161	2999295	5773051	24960376	43421921
03.CARPETS,RUGS AND TAPESTRIES ETC	SQM	277863	1095934	3052890	12181404	382205	1483058	2820011	10797018
(I) WOOLLEN CARPETS AND RUGS	SQM	237409	1051233	2689832	11876981	354790	1467260	2263325	10459461
(II) WOOLLEN CARPET MACHINE MADE	SQM			2610	6587	215	300	1499	3014

Contd.

10.5 Exports by Selected Commodities in Rupees

(In Thousand Rupees)

GROUPS/COMMODITIES	UNIT	MAY, 2014		CUML, FROM JUL, 2013		MAY, 2013		CUML, FROM JUL, 2012	
		QUANTITY	VALUE	QUANTITY	VALUE	QUANTITY	VALUE	QUANTITY	VALUE
(III) TAPESTRY CLOTH	SQM			18	22			33	31
(IV) CARPETS KNOTTED & OTHER FLOOR COVERING	SQM	40454	44701	360430	297815	27200	15497	555154	334512
04.PETROLEUM PRODUCTS	MT	24546	2613619	733698	65088515	115	5551	7280	567485
05.FEEDING STUFF FOR ANIMALS	KG	59999395	1573059	452511606	12839098	29882579	637712	301966245	5881202
06.CHEMICALS AND PHARMACEUTICAL PRODUCTS	--		11212369		111633021		7375059		68720088
(I) PLASTIC MATERIALS	KG	23778617	3163306	239986237	34496473	21731837	3062246	244971955	33481999
(II) PHARMACAUTICAL PRODUCTS.	KG	768190	1476235	14286218	16672820	1303656	1749108	14535101	14789734
(III) FERTILIZER MANUFACTURES	MT							215	7027
(IV) OTHER CHEMICAL	--		6572829		60463728		2563705		20441328
07.RUBBER MANUFACTURES	--		91366		949882		91918		823848
08.PAPER AND PAPER BOARD	KG	1690087	504378	15266202	4141551	2125860	601032	12245886	3452790
09.GUAR AND GUAR PRODUCTS	KG	2127501	481144	22131272	6496523	2581324	1365433	20855391	12928142
10.CUTLERY	--		675552		8255679		723745		7215352
11.GOLD	GM								
12.COPPER AND ARTICLES THEREOF	--		829805		14740218		901640		18150023
13.MACHINERY & TRANSPORT EQUIPMENT	--		3693004		30175256		3820596		24839340
(INCL.ENGINEERING ELECTRICALGOODS	--								
(I) ELECTRIC FANS	NO	282838	498523	1792779	3465953	234707	498814	1567006	3185327
(II) TRANSPORT EQUIPMENT	--		164322		1204899		345675		1808039
(III) OTHER ELECTRICAL MACHINERY	--		1180512		7767432		852985		5415843
(IV) MACHINERY SPECIALIZED PARTICULARS INDUSTRIES	--		293076		3239129		247134		3123659
(V) AUTO PARTS	--		225087		2255880		234264		2079549
(VI) OTHER MACHINERY	--		1331484		12241962		1641724		9226923
14.FOOTWEARS	PAIR	1675929	1120438	14300726	11067777	1210120	1020364	11495309	9162545
(I) LEATHER FOOTWEAR	PAIR	727730	904282	6725338	9222109	528942	802601	5325264	7383366
(II) CANVAS FOOTWEAR	PAIR	11580	4207	67008	25018	23163	13575	147850	56374
(III) OTHER FOOTWEAR	PAIR	936619	211949	7508380	1820650	658015	204188	6022195	1722805
15.LEATHER MANUFACTURES(EXCL. LEATHER FOOTWEARS)	--		5190326		59244278		4530213		49137082
(I) LEATHER GLOVES	DOZ	638497	1830416	7446984	19069765	505090	1282382	5049480	14786497
(II) APPAREL & CLOTHING	DOZ	140507	3160760	1275395	38621595	82712	3117647	849349	33139967
(III) OTHER LEATHER MANUFACTURES	KG	147096	199150	1271700	1552918	87260	130184	839899	1210618
16.HOUSE-HOLD EQUIPMENT	KG	228706	43474	2417729	583203	134196	32080	1859790	472591
17.SPORTS GOODS	--		3781138		33764021		3303837		29210434
(I) FOOT BALLS COMPLETE	DOZ	504109	2153119	3813674	18031035	286846	1422161	2656254	12599396
(II) GLOVES (SPORTS)	DOZ	317461	906292	2872036	9530846	310958	1259135	2565581	10813866
(III) OTHER	--		721727		6202140		622541		5797171
18.SURGICAL GOODS,MEDICAL INSTRUMENTS AND APPLIANCES	NO	20933131	2496285	231001894	32017740	16419752	2302361	205253629	26650716
19.ONYX MANUFACTURED	KG	517914	104062	3745095	872000	292284	54140	3375782	799494
20.HANDICRAFTS	--				74007		2502		164483
21.TEXTILE PRODUCT & ARTICLE FOR TECHNICAL USE	KG	371	147	315070	171743	8103	4886	194967	96383
22.BOOKS AND PRINTED MATTERS	--		80171		697051		76072		675426
23.PIG IRON	MT			4089	375973	329	21296	3045	242532
24.PRECIOUS/SEMI-PRECIOUS STONE	GM	1498740	75888	10414359	613449	639260	45956	5531070	391494
25.JEWELLERY	--		501571		33812706		1547935		110510939
26.ARTICLES OF PLASTIC	KG	2008277	441100	24434863	6284750	3198889	672532	36316735	7607512
27.FURNITURE	NO	33964	79476	363590	685509	22703	56763	286682	633019
28.PARTS OF FOOTWEAR	--		3034		114661		1705		97703
D.OTHERS	--		22306363		250300981		31823428		276381956

10.6 Imports by Selected Commodities in Dollars

(In Thousand Dollar)

GROUPS/COMMODITIES	UNIT	MAY, 2014		CUML, FROM JUL, 2013		MAY, 2013		CUML, FROM JUL, 2012	
		QUANTITY	VALUE	QUANTITY	VALUE	QUANTITY	VALUE	QUANTITY	VALUE
GRAND TOTAL			3669743		40754556		4345978		41010917
A. FOOD GROUP			232930		2737159		229150		2840600
1.MILK AND CREAM	KG	5366407	11563	45701806	97497	2713596	4637	39420468	78893
2.WHEAT UNMILLED	MT	--	--	377441	107249	9530	6836	9530	6836
3.PULSES	KG	47718404	29992 4	38460190	269766	30169385	19600 4	33484516	302374
4.DRY FRUITS	KG	11374890	9323 1	18839621	93751	12329385	9143	96912326	74853
5.SUGAR REFINED	MT	738	459	8803	5573	392	260	6129	4378
6.TEA	KG	10832172	24112 1	20428558	272095	9817587	27519 1	16360217	350539
7.SPICES	KG	10335143	9638 1	52629	81272	8607637	5643	92633770	62726
8.MILK FOOD FOR BABIES,INFT.,INVLD	KG	356442	2621	6793512	50995	628152	4282	5730398	42444
9.BEVERAGES	LTR	1323386	1095	7032148	6248	1013274	844	6817594	8117
10.PALM OIL	KG	154958438	14211020	3520134	1671287	160509467	13504420	9789443	1835416
11.SOYABEAN OIL	KG	2060800	2018	81234082	81425	13329653	15343	59942948	74023
B. MACHINERY GROUP			720348		7774940		826473		7352927
1.POWER GENERATING MACH.	--		105265		978199		83746		902206
2.AGRICULTURE MACHINERY&IMPLEMENTS	--		6299		63446		7540		94684
3.CONSTRUCTION & MINING MACHINERY	--		16347		246630		18269		140588
4.TEXTILE MACHINERY	--		57250		550613		41587		348283
5.METAL WORKING MACHINERY	--		3943		56293		3578		36768
6.GEN INDUSTRIAL MACH & EQU/PARTS NS	--		117109		1200167		126457		1038297
7.OFFICE MACH.INCL.DATA PROS. EQUP.	--		18812		195253		17515		234120
8.TELECOM & SOUND RECORDING EQUP	--		119307		1146249		81214		1366100
9.ELECTRICAL MACHINERY & APPARATUS	--		98293		1018294		70174		751407
10.ROAD MOTOR VEHICLES	--		82361		1052347		120921		1253046
11.RAILWAY VEHICLES	--		53		77024		29611		105817
12.AIRCRAFTS,SHIPS AND BOATS	--		50404		804763		195510		773403
13.OTHER MACHINERY	--		44905		385663		30351		308206
C. PETROLEUM GROUP			1197225		13482011		1382362		13811366
1.CRUDE PETROLEUM	MT	532321	489847	6412785	5228557	563100	424102	6443261	5020052
2.PETROLEUM PRODUCTS	MT	853221	704620	10852084	8186998	1295466	956477	11069239	8723026
3.GAS NATURAL & MANUFACTURED	--		2757		66455		1783		68288
D. TEXTILE GROUP			125713		1248855		103346		1111869
1.SYNTHETIC AND REGENERATED FIBRE	KG	21022229	44039 1	94205680	395688	13475336	27600 1	75442750	361530
2.SYNTHETIC & ARTIFICIAL SILK YARN	KG	20386184	54585 2	22248188	572169	18901582	48973 1	83311954	498227
3.WORN CLOTHING	KG	43950137	17426 4	13907051	164496	31462392	12521 3	54658715	137490
4.ARTICLES OF APPAREL & CLOTHING	--		7562		68940		5852		64581
5.BAGS & SACKS OF TEX. MATERIALS	MT	342	488	6233	7228	281	380	6069	5912
6.JUTE	MT	3209	1615	76282	40334	15329	8021	85861	44129
E. AGRICULTURE/OTH. CHEMICAL GRO	UP		582857		6133941		588510		5792213
1.ORGANIC CHEMICALS	--		161135		1686277		165383		1734522
2.INORGANIC CHEMICALS	--		40581		384933		31825		450249
3.DYEING TANNING & COLOUR MATERIAL	KG	9512668	34762 1	5174483	339930	10128681	32874	91684548	283731
4.MEDICINAL PRODUCTS	KG	1372683	50891	19801219	728072	1617653	63929	20372779	730587
5.ESSENTIAL OIL, PERFUMES TOILT ETC	KG	6643265	24004	66440873	219188	5014381	18595	53286884	187356
6.FERTILIZER MANUFACTURED	MT	119083	47386	1708945	642801	173391	78406	1110376	577034
7.PLASTIC MATERIALS	KG	84641857	156483 8	53679835	1513654	77946738	137650 7	49832378	1289072
8.INSECTICIDES	KG	2705369	15007	21401977	111020	2230283	12007	15691735	75528
9.OTHER.CHEMICAL PRODUCTS	--		52607		508068		47843		464133
F. METAL GROUP			275808		2454278		266787		2634901
1.IRON ORES AND CONCENTRATES	MT	--	--	81344	11300	--	--	306237	47882
2.IRON AND STEEL SCRAP	MT	223061	80269	1781286	669719	148221	55698	1637247	600847
3.NON FERROUS BASE METAL WASTE & SCR	MT	9630	5074	81748	45184	7822	4311	85649	44054
4.IRON AND STEEL	MT	194150	141034	1763751	1264212	208175	162180	1943845	1446880
5.ALUMINIUM WROUGHT & WORKED	--		13158		115793		12511		112921
6.MANUFACTURES OF METAL NES	--		36273		348069		32086		382317
G. MISCELLANEOUS ITEMS			291813		3816553		455051		3945577
1.FEEDING STUFF FOR ANIMALS	KG	34747046	19501 6	58299476	366409	22511289	14961 5	88515141	337955
2.HIDES,SKINS AND FURSKINS RAW	KG	1274171	4903	18341779	62468	4994963	16341	17260267	55345
3.OIL SEEDS & OLEAGINOUS FRUITS	KG	50700978	30883 5	20773369	339497	1955358	1266 6	25303133	427610
4.RUBBER CRUDE INCL.SYNTH/RECLAIMD	KG	8661094	12475 1	9783196	156425	7916381	15132	85451467	142946
5.WOOD & CORK	--		10256		65901		6656		58772
6.PULP AND WASTE PAPER	KG	25310552	12589 2	55181325	112092	22730953	10217 2	10361488	85605
7.FERTILIZER CRUDE	MT	200	92	119583	24029	431	145	154473	40514

Contd.

10.6 Imports by Selected Commodities in Dollars

(In Thousand Dollar)

GROUPS/COMMODITIES	UNIT	MAY, 2014		CUML, FROM JUL, 2013		MAY, 2013		CUML, FROM JUL, 2012	
		QUANTITY	VALUE	QUANTITY	VALUE	QUANTITY	VALUE	QUANTITY	VALUE
8.CRUDE ANIMAL&VEGETABLE MATERIALS	KG	6155687	8770	75327798	106418	6503189	7787	67558835	99657
9.COAL, COKE & BRIQUETTES	MT	294227	31122	2632617	294496	502591	70514	3447726	476045
10.ANIMAL OILS AND FATS	KG	1861220	1462	20496773	17170	2128262	1693	31191392	30637
11.ANIMAL/VEG, FAT OIL WAX ETC NES	KG	1135751	1477	20445485	16424	3852049	1296	63071419	31706
12.RUBBER TYRES & TUBES	NO	252430	13862	4031170	183999	325517	16946	3963164	178569
13.CORK/WOOD MFG.(EXCL FURNITURE)	KG	8596509	4595	88878588	46613	7124145	3926	74396439	43805
14.PAPER&PAPER BOARD & MANF. THEREOF	KG	42157668	39308 3	89734384	362053	43055132	39883 3	84834002	337462
15.CEMENT	MT	3081	878	34252	8811	2207	487	19720	4867
16.PREFABRICATED BUILDGS,SANITRY,PLG	--		7534		60816		2802		46442
17.FOOTWEAR	PAIR	1357216	6682	14604669	61858	1639247	6611	21368416	71964
18.PROFESSIONAL,SCIENTFIC & CONTROL	--		33849		366625		34414		326381
19.PHOTO EQPT, OPTICAL GOODS N.E.S.	--		4445		52985		8254		47553
20.PRINTED MATTERS	--		4739		612884		106430		549287
21.ARTICLES N.E.S. OF PLASTICS	KG	3467754	11112	27119406	89399	2410071	7936	23984445	72215
22.BABY CARRIAGES, TOYS GAMES ETC.	--		4563		44657		4267		39168
23.OFFICE STATIONERY SUPPLY N.E.S	--		3214		24567		1996		22917
24.JEWELLERY OFGOLD/SILVERSMITHWEAR	--		726		37792		1300		13645
25.MUSICAL INSTRUMENTS AND PARTS	--		11681		96826		3663		85073
26.ARTICLES & MFG. OF CAVING ETC.	--		8737		29939		685		13432
27.GOLD.NON-MENETART NOT ORE/CONCEN	GM	47450	2359	4226370	175402	1257864	69441	5739534	306005
ALL OTHER ITEMS	--		243049		3106820		494298		3521466
GRAND TOTAL	--		2371738		26573749		2898304		26968223
A. FOOD GROUP	--		150542		1784920		152819		1867709
1.MILK AND CREAM	KG	5366407	7473	45701806	63536	2713596	3092	39420468	51900
2.WHEAT UNMILLED	MT	--	--	377441	70044	9530	4559	9530	4559
3.PULSES	KG	47718404	19384 4	38460190	175916	30169385	13071 4	33484516	198970
4.DRY FRUITS	KG	11374890	6025 1	18839621	61064	12329385	6098	96912326	49266
5.SUGAR REFINED	MT	738	296	8803	3632	392	173	6129	2878
6.TEA	KG	10832172	15583 1	20428558	177348	9817587	18352 1	16360217	230107
7.SPICES	KG	10335143	6229 1	52629	52910	8607637	3763	92633770	41254
8.MILK FOOD FOR BABIES,INFT.,INVLD	KG	356442	1694	6793512	33223	628152	2856	5730398	27929
9.BEVERAGES	LTR	1323386	708	7032148	4067	1013274	563	6817594	5340
10.PALM OIL	KG	154958438	9184520	3520134	1090139	160509467	9006020	9789443	1206547
11.SOYABEAN OIL	KG	2060800	1304	81234082	53043	13329653	10232	59942948	48961
B. MACHINERY GROUP			465558		5067757		551170		4833296
1.POWER GENERATING MACH.	--		68032		637013		55850		592574
2.AGRICULTURE MACHINERY&IMPLEMENTS	--		4071		41344		5028		62353
3.CONSTRUCTION & MINING MACHINERY	--		10565		161382		12183		92405
4.TEXTILE MACHINERY	--		37000		358518		27734		228941
5.METAL WORKING MACHINERY	--		2548		36657		2386		24151
6.GEN INDUSTRIAL MACH & EQU/PARTS NS	--		75687		782125		84333		682957
7.OFFICE MACH.INCL.DATA PROS. EQUP.	--		12158		127220		11681		153680
8.TELECOM & SOUND RECORDING EQUP	--		77108		747372		54161		897102
9.ELECTRICAL MACHINERY & APPARATUS	--		63526		663737		46799		493497
10.ROAD MOTOR VEHICLES	--		53230		685808		80641		824099
11.RAILWAY VEHICLES	--		34		49939		19748		69755
12.AIRCRAFTS,SHIPS AND BOATS	--		32576		525549		130385		509236
13.OTHER MACHINERY	--		29022		251093		20241		202546
C. PETROLEUM GROUP			773761		8794622		921888		9083797
1.CRUDE PETROLEUM	MT	532321	316586	6412785	3409995	563100	282831	6443261	3299467
2.PETROLEUM PRODUCTS	MT	853221	455393	10852084	5341275	1295466	637868	11069239	5739661
3.GAS NATURAL & MANUFACTURED	--		1782		43352		1189		44669
D. TEXTILE GROUP			81248		813846		68921		730835
1.SYNTHETIC AND REGENERATED FIBRE	KG	21022229	28462 1	94205680	257821	13475336	18406 1	75442750	237649
2.SYNTHETIC & ARTIFICIAL SILK YARN	KG	20386184	35278 2	22248188	372783	18901582	32660 1	83311954	327508
3.WORN CLOTHING	KG	43950137	11262 4	13907051	107275	31462392	8350 3	54658715	90394
4.ARTICLES OF APPAREL & CLOTHING	--		4887		44949		3903		42401
5.BAGS & SACKS OF TEX. MATERIALS	MT	342	315	6233	4710	281	253	6069	3886
6.JUTE	MT	3209	1044	76282	26308	15329	5349	85861	28998
E. AGRICULTURE/OTH. CHEMICAL GROUP	UP		376698		3998387		392473		3806663
1.ORGANIC CHEMICALS	--		104141		1099593		110293		1140037
2.INORGANIC CHEMICALS	--		26228		251106		21224		295971

Contd.

10.6 Imports by Selected Commodities in Dollars

(In Thousand Dollar)

GROUPS/COMMODITIES	UNIT	MAY, 2014		CUML, FROM JUL, 2013		MAY, 2013		CUML, FROM JUL, 2012	
		QUANTITY	VALUE	QUANTITY	VALUE	QUANTITY	VALUE	QUANTITY	VALUE
3.DYEING TANNING & COLOUR MATERIAL	KG	9512668	22467 1	5174483	221520	10128681	21923	91684548	186659
4.MEDICINAL PRODUCTS	KG	1372683	32891	19801219	474500	1617653	42634	20372779	480078
5.ESSENTIAL OIL, PERFUMES TOILT ETC	KG	6643265	15514	66440873	142809	5014381	12401	53286884	123144
6.FERTILIZER MANUFACTURED	MT	119083	30625	1708945	419302	173391	52288	1110376	378413
7.PLASTIC MATERIALS	KG	84641857	101134 8	53679835	986322	77946738	91798 7	49832378	847456
8.INSECTICIDES	KG	2705369	9699	21401977	72287	2230283	8007	15691735	49777
9.OTHER.CHEMICAL PRODUCTS	--		34000		330950		31906		305129
F. METAL GROUP			178254		1598621		177919		1731838
1.IRON ORES AND CONCENTRATES	MT	--	--	81344	7469	--	--	306237	31469
2.IRON AND STEEL SCRAP	MT	223061	51878	1781286	436670	148221	37145	1637247	394744
3.NON FERROUS BASE METAL WASTE & SCR	MT	9630	3279	81748	29443	7822	2875	85649	28959
4.IRON AND STEEL	MT	194150	91150	1763751	822885	208175	108157	1943845	951409
5.ALUMINIUM WROUGHT & WORKED	--		8504		75426		8344		74303
6.MANUFACTURES OF METAL NES	--		23443		226728		21398		250953
G. MISCELLANEOUS ITEMS			188597		2489152		303471		2595613
1.FEEDING STUFF FOR ANIMALS	KG	34747046	12603 6	58299476	238219	22511289	9978 5	88515141	221801
2.HIDES,SKINS AND FURSKINS RAW	KG	1274171	3169	18341779	40691	4994963	10898	17260267	36497
3.OIL SEEDS & OLEAGINOUS FRUITS	KG	50700978	19960 5	20773369	221485	1955358	845 6	25303133	280218
4.RUBBER CRUDE INCL.SYNTH/RECLAIMD	KG	8661094	8063 1	9783196	101987	7916381	10092	85451467	94050
5.WOOD & CORK	--		6629		42901		4439		38692
6.PULP AND WASTE PAPER	KG	25310552	8136 2	55181325	73168	22730953	6814 2	10361488	56365
7.FERTILIZER CRUDE	MT	200	59	119583	15680	431	97	154473	26588
8.CRUDE ANIMAL&VEGETABLE MATERIALS	KG	6155687	5668	75327798	69369	6503189	5193	67558835	65440
9.COAL, COKE & BRIQUETTES	MT	294227	20114	2632617	191752	502591	47025	3447726	312951
10.ANIMAL OILS AND FATS	KG	1861220	945	20496773	11197	2128262	1129	31191392	20131
11.ANIMAL/VEG, FAT OIL WAX ETC NES	KG	1135751	955	20445485	10703	3852049	864	63071419	20828
12.RUBBER TYRES & TUBES	NO	252430	8959	4031170	120040	325517	11301	3963164	117305
13.CORK/WOOD MFG.(EXCL FURNITURE)	KG	8596509	2970	88878588	30364	7124145	2618	74396439	28779
14.PAPER&PAPER BOARD & MANF. THEREOF	KG	42157668	25404 3	89734384	235866	43055132	26598 3	84834002	222003
15.CEMENT	MT	3081	568	34252	5739	2207	325	19720	3196
16.PREFABRICATED BUILDGS,SANITRY,PLG	--		4869		39609		1869		30536
17.FOOTWEAR	--	1357216	4319	14604669	40394	1639247	4409	21368416	47232
18.PROFESSIONAL,SCIENTFIC & CONTROL	--		21876		238878		22951		214608
19.PHOTO EQPT, OPTICAL GOODS N.E.S.	--		2872		34535		5504		31284
20.PRINTED MATTERS	--		3063		400290		70978		363432
21.ARTICLES N.E.S. OF PLASTICS	KG	3467754	7182	27119406	58231	2410071	5292	23984445	47506
22.BABY CARRIAGES, TOYS GAMES ETC.	--		2949		29121		2846		25751
23.OFFICE STATIONERY SUPPLY N.E.S	--		2077		15987		1331		15046
24.JEWELLERY OFGOLD/SILVERSMITHWEAR	--		469		24594		867		8963
25.MUSICAL INSTRUMENTS AND PARTS	--		7549		62896		2443		55763
26.ARTICLES & MFG. OF CAVING ETC	--		5646		19420		457		8801
27.GOLD.NON-MENETART NOT ORE/CONCEN	GM	47450	1524	4226370	116038	1257864	46310	5739534	201847
ALL OTHER ITEMS	--		157081		2026442		329644		2318472

10.7 Imports by Selected Commodities in Rupees

(In Thousand Rupees)

GROUPS/COMMODITIES	UNIT	MAY, 2014		CUML, FROM JUL, 2013		MAY, 2013		CUML, FROM JUL, 2012	
		QUANTITY	VALUE	QUANTITY	VALUE	QUANTITY	VALUE	QUANTITY	VALUE
GRAND TOTAL			361817216		4205291862		427530932		3961521142
A. FOOD GROUP			22965710		282453648		22542428		273984897
1.MILK AND CREAM	KG	5366407	1140085	45701806	10104257	2713596	456122	39420468	7574115
2.WHEAT UNMILLED	MT	--	--	377441	11352007	9530	672489	9530	672489
3.PULSES	KG	47718404	2957024 4	38460190	27736307	30169385	1928175 4	33484516	29090322
4.DRY FRUITS	KG	11374890	919165 1	18839621	9648909	12329385	899473	96912326	7228267
5.SUGAR REFINED	MT	738	45214	8803	578303	392	25543	6129	422950
6.TEA	KG	10832172	2377310 1	20428558	28071355	9817587	2707119 1	16360217	33897027
7.SPICES	KG	10335143	950246 1	52629	8363458	8607637	555094	92633770	6049954
8.MILK FOOD FOR BABIES,INFT.,INVLD	KG	356442	258429	6793512	5252883	628152	421229	5730398	4104256
9.BEVERAGES	LTR	1323386	107963	7032148	642274	1013274	83062	6817594	783683
10.PALM OIL	KG	154958438	1401127620	3520134	172496750	160509467	1328480320	9789443	177047738
11.SOYABEAN OIL	KG	2060800	198996	81234082	8207144	13329653	1509319	59942948	7114096
B. MACHINERY GROUP			71022476		802432979		81303438		709939455
1.POWER GENERATING MACH.	--		10378592		101258810		8238435		87099439
2.AGRICULTURE MACHINERY&IMPLEMENTS	--		621065		6553166		741727		9087959
3.CONSTRUCTION & MINING MACHINERY	--		1611734		25036876		1797163		13552061
4.TEXTILE MACHINERY	--		5644511		56753173		4091055		33612005
5.METAL WORKING MACHINERY	--		388769		5829184		351959		3554375
6.GEN INDUSTRIAL MACH & EQU/PARTS NS	--		11546310		124091456		12440070		100430348
7.OFFICE MACH.INCL.DATA PROS. EQUP.	--		1854728		20115126		1723016		22625137
8.TELECOM & SOUND RECORDING EQUP	--		11763049		118359521		7989338		131662902
9.ELECTRICAL MACHINERY & APPARATUS	--		9691183		105112800		6903318		72642016
10.ROAD MOTOR VEHICLES	--		8120349		108692480		11895472		120895096
11.RAILWAY VEHICLES	--		5247		7771938		2912979		10197597
12.AIRCRAFTS,SHIPS AND BOATS	--		4969557		83143131		19233127		74856964
13.OTHER MACHINERY	--		4427383		39715321		2985777		29723556
C. PETROLEUM GROUP			118039994		1392386168		135988354		1332906552
1.CRUDE PETROLEUM	MT	532321	48296363	6412785	540012929	563100	41720587	6443261	484797990
2.PETROLEUM PRODUCTS	MT	853221	69471832	10852084	845453555	1295466	94092374	11069239	841494418
3.GAS NATURAL & MANUFACTURED	--		271799		6919684		175393		6614144
D. TEXTILE GROUP			12394633		128781758		10166574		107376663
1.SYNTHETIC AND REGENERATED FIBRE	KG	21022229	4341963 1	94205680	40841246	13475336	2715134 1	75442750	34923855
2.SYNTHETIC & ARTIFICIAL SILK YARN	KG	20386184	5381755 2	22248188	58980847	18901582	4817627 1	83311954	48117288
3.WORN CLOTHING	KG	43950137	1718087 4	13907051	16925335	31462392	1231740 3	54658715	13272481
4.ARTICLES OF APPAREL & CLOTHING	--		745562		7130058		575722		6226235
5.BAGS & SACKS OF TEX. MATERIALS	MT	342	48076	6233	747537	281	37334	6069	570503
6.JUTE	MT	3209	159190	76282	4156734	15329	789016	85861	4266302
E. AGRICULTURE/OTH. CHEMICAL GROUP	UP		57466656		633340981		57894021		559107889
1.ORGANIC CHEMICALS	--		15887038		174036758		16269328		167563330
2.INORGANIC CHEMICALS	--		4001114		39581623		3130762		43429032
3.DYEING TANNING & COLOUR MATERIAL	KG	9512668	3427397 1	5174483	35018052	10128681	3233937	91684548	27410464
4.MEDICINAL PRODUCTS	KG	1372683	5017599	19801219	75191495	1617653	6288903	20372779	70631962
5.ESSENTIAL OIL, PERFUMES TOILT ETC	KG	6643265	2366706	66440873	22583408	5014381	1829246	53286884	18105328
6.FERTILIZER MANUFACTURED	MT	119083	4671987	1708945	67426150	173391	7713067	1110376	55233239
7.PLASTIC MATERIALS	KG	84641857	15428389 8	53679835	155851513	77946738	13541129 7	49832378	124566544
8.INSECTICIDES	KG	2705369	1479605	21401977	11393423	2230283	1181148	15691735	7318031
9.OTHER.CHEMICAL PRODUCTS	--		5186821		52258559		4706502		44849959
F. METAL GROUP			27193254		252539412		26244925		254583240
1.IRON ORES AND CONCENTRATES	MT	--	--	81344	1128536	--	--	306237	4654652
2.IRON AND STEEL SCRAP	MT	223061	7914106	1781286	68922520	148221	5479212	1637247	57916458
3.NON FERROUS BASE METAL WASTE & SCR	MT	9630	500295	81748	4641482	7822	424139	85649	4251628
4.IRON AND STEEL	MT	194150	13905201	1763751	129975699	208175	15954318	1943845	140011760

Contd.

10.7 Imports by Selected Commodities in Rupees

(In Thousand Rupees)

GROUPS/COMMODITIES	UNIT	MAY, 2014		CUML, FROM JUL, 2013		MAY, 2013		CUML, FROM JUL, 2012	
		QUANTITY	VALUE	QUANTITY	VALUE	QUANTITY	VALUE	QUANTITY	VALUE
5.ALUMINIUM WROUGHT & WORKED	--		1297287		11923682		1230789		10916162
6.MANUFACTURES OF METAL NES	--		3576365		35947492		3156466		36832580
G. MISCELLANEOUS ITEMS			28771207		392930066		44765167		381832161
1.FEEDING STUFF FOR ANIMALS	KG	34747046	1922664 6	58299476	37879267	22511289	1471793 5	88515141	32748423
2.HIDES,SKINS AND FURSKINS RAW	KG	1274171	483455	18341779	6475314	4994963	1607506	17260267	5367550
3.OIL SEEDS & OLEAGINOUS FRUITS	KG	50700978	3044895 5	20773369	35217291	1955358	124586 6	25303133	41161605
4.RUBBER CRUDE INCL.SYNTH/RECLAIMED	KG	8661094	1229979 1	9783196	16124903	7916381	1488626	85451467	13808072
5.WOOD & CORK	--		1011214		6758554		654800		5671531
6.PULP AND WASTE PAPER	KG	25310552	1241216 2	55181325	11538569	22730953	1005114 2	10361488	8244099
7.FERTILIZER CRUDE	MT	200	9022	119583	2533280	431	14305	154473	3906336
8.CRUDE ANIMAL&VEGETABLE MATERIALS	KG	6155687	864673	75327798	10983147	6503189	766087	67558835	9599858
9.COAL, COKE & BRIQUETTES	MT	294227	3068508	2632617	30080292	502591	6936749	3447726	45986939
10.ANIMAL OILS AND FATS	KG	1861220	144177	20496773	1767971	2128262	166507	31191392	2946363
11.ANIMAL/VEG, FAT OIL WAX ETC NES	KG	1135751	145623	20445485	1699811	3852049	127457	63071419	3060801
12.RUBBER TYRES & TUBES	NO	252430	1366674	4031170	19087557	325517	1667030	3963164	17229562
13.CORK/WOOD MFG.(EXCL FURNITURE)	KG	8596509	453041	88878588	4806391	7124145	386238	74396439	4234250
14.PAPER&PAPER BOARD & MANF. THEREOF	KG	42157668	3875545 3	89734384	37297237	43055132	3923431 3	84834002	32638274
15.CEMENT	MT	3081	86580	34252	909644	2207	47920	19720	469657
16.PREFABRICATED BUILDGS,SANITRY,PLG	--		742791		6297546		275690		4478214
17.FOOTWEAR	--	1357216	658827	14604669	6405892	1639247	650366	21368416	6916816
18.PROFESSIONAL,SCIENTFIC & CONTROL	--		3337313		37682139		3385459		31528732
19.PHOTO EQPT, OPTICAL GOODS N.E.S	--		438204		5491962		811947		4599454
20.PRINTED MATTERS	KG		467271		62806763		10470004		53681606
21.ARTICLES N.E.S. OF PLASTICS	KG	3467754	1095592	27119406	9205551	2410071	780657	23984445	6976502
22.BABY CARRIAGES, TOYS GAMES ETC.	--		449889		4597978		419765		3777101
23.OFFICE STATIONERY SUPPLY N.E.S	--		316925		2531757		196309		2213047
24.JEWELLERY OFGOLD/SILVERSMITH	--		71566		3949093		127903		1324730
25.MUSICAL INSTRUMENTS AND PARTS	--		1151644		9905999		360333		8170640
26.ARTICLES & MFG. OF CAVING ETC.	--		861374		3052763		67409		1301762
27.GOLD.NON-MENETART NOT ORE/CONCEN	GM	47450	232542	4226370	17843394	1257864	6831176	5739534	29790239
ALL OTHER ITEMS	--		23963286		320426851		48626025		341790284

10.8 Exports by Economic Categories (Summary)

(Million Rupees)

Year/Month	Total	Primary commodities	Semi-manufactured goods	Manufactured goods
2008-09	1383717.5	224873.2	130693.0	1028151.4
2009-10	1617457.6	287490.6	170608.5	1159358.5
2010-11	2120846.7	377535.7	274500.4	1468810.5
2011-12	2110605.5	362404.4	261151.3	1486369.7
2012-13	2366477.8	364127.0	391151.3	1611199.5
2013 May	210829.2	31596.2	38581.9	140651.1
Jun	214326.5	29186.0	38006.7	147133.8
Jul	210465.3	29584.3	35086.5	145794.6
Aug	204136.9	25828.4	31334.8	146973.7
Sep	275482.9	33398.9	34272.0	207812.0
Oct	197939.6	27225.9	29689.6	141024.1
Nov	193132.7	31550.7	27834.4	133747.6
Dec	241842.6	51907.1	34500.2	155435.3
2014 Jan	217160.3	47913.8	29216.5	140030.0
Feb	227292.7	42828.9	33637.5	150826.3
Mar	223104.2	38377.1	33432.4	151294.7
Apr	185909.4	31936.4	24369.5	129603.5
May	208315.8	28812.4	28424.6	151078.9

Note: Total may not tally due to rounding of figures.

* Provisional

EXPORTS BY ECONOMIC CATEGORIES (SUMMARY)

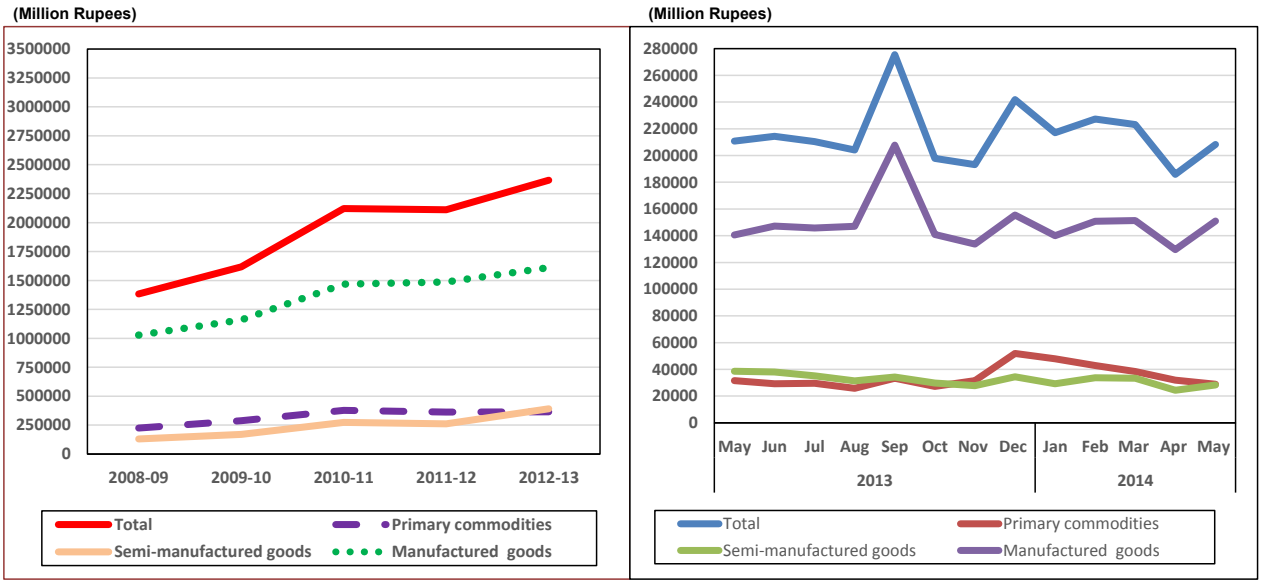

10.9 Export by Economic Categories (Details)

(In Thousand Rupees)

COMMODITIES	MAY, 2014	CUML.FROM JULY 2013	MAY, 2013	CUML.FROM JULY 2012
GRAND TOTAL	208,315,814	2,384,782,486	210,829,211	2,152,151,340
A. PRIMARY COMMODITIES:	28,812,364	389,363,900	31,596,221	334,941,005
RAW COTTON (INCLUDING LINTER & WASTE)	1,051,362	24,798,194	1,187,558	18,024,978
RAW WOOL (INCLUDING ANIMAL HAIR)	168,323	1,488,284	170,759	1,256,575
FISH	4,060,244	33,384,940	3,464,641	26,888,805
RICE	16,072,897	208,159,734	16,633,738	170,481,304
HIDES & SKINS (INCLUDING FUR SKINS)	60,275	620,722	48,923	512,013
FRUITS & VEGETABLES	2,779,741	61,079,675	3,713,904	54,892,812
SPICES	664,202	5,324,589	605,110	5,923,352
TOBACCO UN-MANUFACTURED	100,141	1,923,734	296,143	2,155,856
OTHER PRIMARY COMMODITIES	3,855,179	52,584,028	5,475,444	54,805,310
B. SEMI-MANUFACTURES:	28,424,574	341,797,809	38,581,896	353,144,687
COTTON YARN	14,423,777	192,341,554	19,729,035	199,131,330
LEATHER	5,943,392	51,388,446	5,772,561	43,420,608
MOLASSES	191,913	2,510,402	12,353	23,487
OIL CAKES	847,760	6,949,206	19,057	798,509
AGAR, AGAR DUST & WOOD				
HENNA LEAVES & POWDER	21,542	235,681	8,562	192,463
OTHER SEMI MANUFACTURES	6,996,189	88,372,520	13,040,329	109,578,290
C. MANUFACTURED GOODS:	151,078,876	1,653,620,776	140,651,093	1,464,065,648
COTTON THREAD	280,277	1,522,798	18,783	955,179
COTTON FABRICS WOVEN	22,247,514	264,413,763	23,773,158	236,798,043
TEXTILE FABRICS (OTHER THAN COTTON FABS)	3,253,016	37,262,664	4,554,110	36,858,651
WOOLLEN CARPETS	1,052,238	12,663,913	1,524,623	10,542,145
TAPESTRIES	86	331		314
MANUFACTURE OF LEATHER	6,034,655	68,324,305	5,720,047	59,252,821
FOOTWEAR	1,120,438	11,067,777	1,020,364	9,162,545
SPORTS GOODS (EXCLUDING INDOOR GAMES)	2,373,803	20,312,502	1,622,649	14,718,119
TOBACCO MANUFACTURED	6,766	243,570	3,497	102,892
MEDICAL INSTRUMENT N.E.S.	108,648	2,897,956	227,699	2,196,668
FRUIT & VEGETABLE PREPARATIONS	783,813	6,855,464	770,658	6,515,990
FISH PREPARATIONS	119,996	1,285,614	29,623	1,272,597
CEREAL PREPARATIONS	577,054	5,536,548	711,781	3,782,506
GUAR PRODUCTS	481,144	6,496,523	1,365,433	12,928,142
FLOUR & MEAL OF OIL SEEDS	668	52,425		257,870
FISH MEAL & MEAT MEAL	337,403	2,105,285	210,844	1,058,329
PETROLEUM PRODUCTS	2,613,619	65,088,515	5,551	567,485
CHEMICAL & CHEMICAL PREPARATIONS	11,348,448	112,169,966	7,430,483	69,185,373
MACHINERY & TRANSPORT EQUIPMENT	3,673,623	30,222,127	3,633,735	24,612,344
ARTICLES OF APPAREL AND CLOTHING				
ACCESSORIES (INCLUDING HOSIERY)	39,095,404	393,613,597	34,366,528	336,389,621
OTHER MANUFACTURED GOODS	55,570,263	611,485,133	53,661,528	636,908,012

10.10 Imports by Economic Categories (Summary)

(Million rupees)

Year/Month		Total	Consumer goods	Raw material		Capital goods
				Consumer goods	Capital goods	
2008-09		2723569.9	348657.1	1337986.1	246599.8	790326.9
2009-10		2910975.3	380826.6	1509081.1	209051.4	812016.2
2010-11		3455285.6	560512.2	1826243.4	239525.0	829005.0
2011-12		4009093.0	552018.1	2251624.0	261940.8	943510.1
2012-13		4349879.5	652553.3	2353818.1	293733.6	1049774.5
2013	May	427530.9	65849.9	221666.5	27027.3	112987.2
	Jun	388358.4	62762.5	198998.4	24267.1	102330.4
	Jul	383244.9	53168.9	201953.0	26745.7	101377.3
	Aug	367645.0	61538.9	208163.2	24123.1	73819.8
	Sep	399041.6	64145.1	234234.5	21539.6	79122.3
	Oct	348471.0	57420.3	190642.1	22097.5	78311.1
	Nov	392509.9	68645.2	219302.3	23430.2	81132.2
	Dec	380944.2	71020.3	194209.3	24707.2	91007.4
2014	Jan	435995.2	67437.2	228951.9	25427.0	114179.1
	Feb	377909.2	72862.9	197700.0	23455.1	83891.2
	Mar	362608.8	63065.0	180810.2	26068.0	92665.6
	Apr	395104.7	76731.4	196417.9	28438.1	93517.3
	May	361817.2	60689.4	183940.7	28892.1	88294.9

Note: Total may not tally due to rouding of figures.
* Provisional

Imports by Economic Categories (Summary)

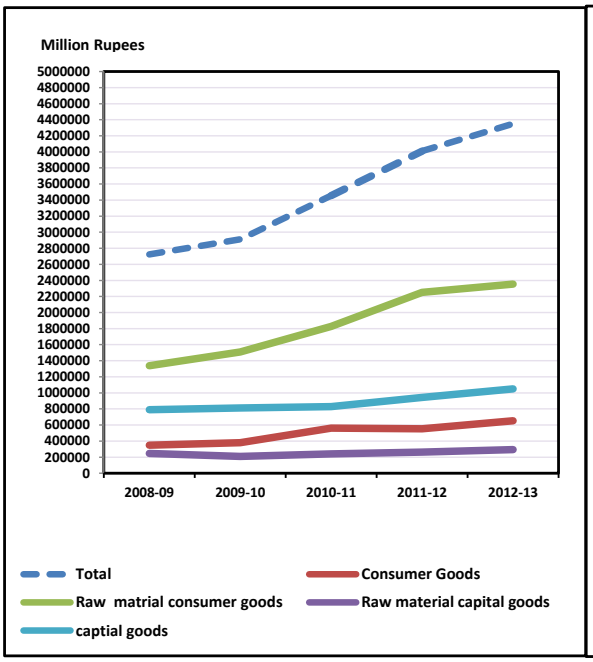

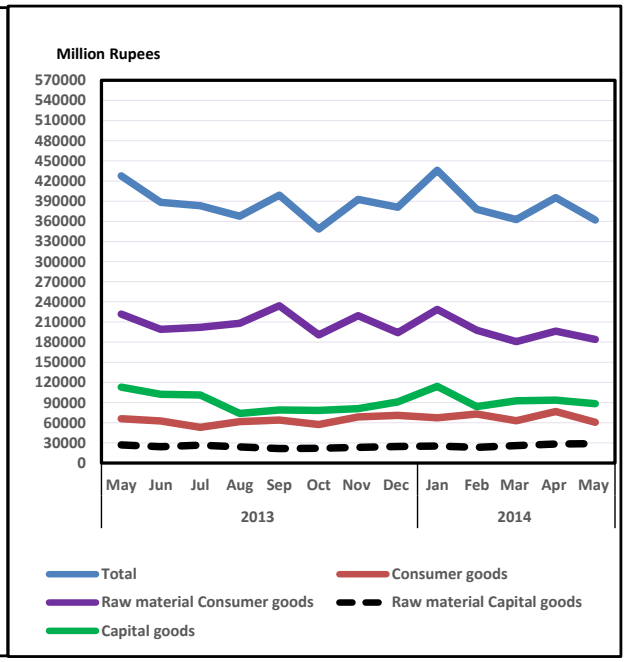

10.11 Imports by Economic Categoreis (Detail)

(In Thousand Rupees)

I T E M S	May, 2014	FROM JUL-2013	May,2013	FROM JUL-2012
GRAND TOTAL	361817216	4205291862	427530932***	3961521142
1. CONSUMER GOODS TOTAL	60689446	716724792	65849896*	589790822
010121 HORSES		11341	1192	5985
010129 OTHER LIVE HORSES				9580
010190 OTHER LIVE ANIMALS		6013		15613
010221 PURE,BRED BREED BOVINE ANIMAL		711808		1751323
010229 OTHER LIVE BOVINE ANIMALS		83318		441095
010420 GOATS, LIVE				124
010511 FOWLS OF SPECIES WT UPTO 185G	5606	427511	2028	357695
010513 DUCKS, WEIGHT UPTO 185 GRAM				218
010514 GEESE,WEIGHT UPTO 185 GRAMS				257
010594 OTH FOWLS OF THE SPE (CHICKEN)				269961
010599 OTH LIVE POULTRY		292017	17773	65633
020110 CARCASSES BOV ANIMAL FRE/CHILL		390		1108
020120 OTH CUT WITH BONE BOVIN ANIMAL		2855		
020130 MEAT OF BOV ANIM F/CH BON LESS				626
020210 CARCASSES OF BOVIN ANIMAL FROZ		9132		
020220 OTH CUTS WITH BONE IN,BOV FROZ	801	11670	1034	15471
020230 MEAT BOV ANIMAL FROZE BONELESS	15019	219032	24166	249176
020410 MEAT OF SHEEP/GOAT,F/CHILL/FRO		32		
020421 CARCASSES OF SHEEP,FR/CHILLED				901
020442 OTH CUTS OF SHEEP FROZ BONE IN			60	60
020443 OTH MEAT OF SHEEP FROZ BONELES	1433	2741		
020610 EDIBLE OFFAL OF BOV ANIMAL F/C	28866	184495	15119	66670
020622 LIVERS OF BOV ANIMALS FROZEN		267	159	6038
020629 O, EDIBLE OFFAL BOV ANI FROZEN		130	124	976
020690 OTH EDIBLE OFFAL OF ANIM FROZN				94
020714 CUTS & OFFAL OF FOWLS FROZEN	915	8447	103	7776
020727 CUT & OFFAL OF TURKEY,FROZEN		6762		1378
020745 OTH DUCK MEAT FROZEN	3800	10662		7711
020754 OTH GEESE MEAT FRESH/CHILLED				3
020890 OTH MEAT/OFFL EDIBL FR/CH/FRZ				67
021020 OTH MEAT BOV ANIM DRIED/SMOKED		1523		
021099 OTH EDI FLOUR/MEAL OF MEAT/OFL	463	1983		2382
030111 ORNAMENTAL FISH	1118	17095	1363	10404
030119 OTHER ORNAMENTAL FISH	90	1391		891
030191 TROUT, LIVE				655
030192 EELS. LIVE(ANGUILLA SPP)	613	613		
030199 OTHER LIVE FISH	207	4125	721	6179
030214 ATLANTIC SALMON F/CH EX.FILLET				476
030219 OTH SALMO FISH,EXCL LIVER F/CH		158		1069
030229 O.FLAT FISH,EX.LIVER&ROES.F/CH		488	87	370
030239 OTH TUSAS EXCL LVR/ROES FR/CHL		86		2
030242 ANCHOVIES EX.LIVER/ROES FR/CHL				86
030251 COD FISH EXCL LVR/ROES FRE/CHL				191
030319 O.SALMONIDAE FROZ,EX.LIVER&ROE	27	221	1141	1631
030329 O.TILAPIAS.EX.LIVERS&ROES FROZ		697		
030339 OTH FLAT FISH,EXCL LIVERS FROZ	14308	842430	23844	246996
030349 OTH TUNAS EXCL LIVER/ROE FROZ				3126
030354 MACKERAL,EXCLU LIVERS/ROES FRZ	12	12		
030363 COD FISH EXCL LVR/ROES FROZEN	30	353		
030369 O.BREGMACEROTIDAE FAMLI FISH				6
030389 OTH FISH FROZEN EXCL.LIVER&ROE				1548
030431 FISH FILLETS&MEAT.FRESH/CHILL				10935
030439 OTH FISH FILLET/MEAT FRESH/CHI	289	14303	11	34657
030449 FRESH/CHI FILLET OF OTHER FISH	79	79		1844
030451 OTH FILLETS OF TILAPIAS.FRE/CH		14071		8126
030459 OTH FILLETS OF OTH FISH.FR/CHI		353		
030462 FROZE FILLET/MEAT.CATFISH FISH		66912	33216	278896
030479 FROZ FILLET O.BREGMACER FAMILY		16		

Contd.

10.11 Imports by Economic Categoreis (Detail)

(In Thousand Rupees)

I T E M S	May, 2014	FROM JUL-2013	May,2013	FROM JUL-2012
030487 FROZEN FILLETS/MEAT OF TUNAS	71	341		413
030489 FROZEN FILLET/MEAT OF OTH FISH				1547
030499 OT FISH FILET/MEAT FRE/CH/FROZ	3719	273028	137	186274
030510 FLOUR, MEALS & PELLETS OF FISH				19
030520 LIVERS&ROES,DRIED,SMOKED,SALT	359	375		33
030539 OTH FISH FILLE/D/S/BR.NOT SMOK	70	70		8
030549 OTH SMOKED FISH&FILLET NOT EDI		5		3
030559 OTH DRIED FISH SALT NOT SMOKED		69		60
030561 FISH SALTED.NOT DRIED/SMOKED				105
030569 OTH FISH SALT,NOT DRIED/SMOKED		36		747
030579 OTHER EDIBLE FISH OFFALS		19		
030611 ROCK LOBSTER&SEA CRAWFISH FROZ	13	97		
030614 CRABS FROZEN FIT FOR HUMAN CON	532	532		18
030615 NORWAY LBSTER FROZEN EDIBLE	53	53		
030616 COLD WATER SHRIMPS&PRAWNS FROZ		890	1221	2826
030619 OTH CRUSTACEAN INCL FLOUR/MEAL		34	797	1010
030721 SCALLOPS,LIVE,FRESH,CHILLED				6
030729 OTH,SCALLOPS,CHLAMYS,FROZ,DRY				4
030799 OTH FLOURS MEAL&PEL FOR HUMAN		253		
040110 MILK&CREAM OF A FAT UPTO 1%	29	3189		3013
040120 MILK & CREAM OF A FAT 1% TO 6%		4577	1708	8463
040140 MILK & CREAM.FAT-6% TO 10%	211	348		96
040150 MILK & CREAM.FAT-EXCEEDING-10%		5340		2235
040210 MILK&CREAM IN POWDER FAT 1.5%	816123	7502506	238183	5149649
040221 MILK&CREAM IN POWDER>1.5% FAT	19055	287113	65818	1012436
040229 OTH,MILK&CREAM IN POWDER>1.5%	3915	21046	501	27633
040291 OTH MILK/CREAM NOT SOLID/SWEET		38912		6692
040299 OTH MILK/CREAM SOLID,SWEETEND	33827	213527	27232	173062
040310 YOGURT	210526	220629	291	8942
040390 BUTTER MILK,CURDLED MILK/CREAM	41	2171	159	5762
040410 WHEY AND MODIFIED WHEY CON SUG	45285	1725187	115250	1093279
040490 OTH PRODUCT CONSIST NATUR MILK	7676	48199	6109	66019
040510 BUTTER	1104	21201	2985	21380
040520 DAIRY SPREADS		10		15
040590 OTH FATS&OIL DERIVED FR MILK	4210	97291	869	56025
040610 FRESH CHEESE INCL WHEY,CURD	9629	144508	9162	168393
040620 GRATED OR POWDER CHEESE		3187		933
040630 PROCESSED CHEESE NOT GRATED	25309	316042	1543	213576
040690 OTHER CHEESE		5152		417
040711 FERTILIZED EGGS FOR INCUBATION		7162	23880	164837
040719 FERTILIZED EGGS OF OTHER BIRDS	45291	46113	18472	21041
040721 O.FRESH EGGS OF CHICKEN(FOWLS)				4
040729 OTH FRESH EGGS OF OTHER BIRDS		457	324	1137
040790 OTH BIRD EGG IN SHELL FR/COKED	620	1210		1561
040811 EGG YOLKS,DRIED				2442
040819 EGG YOLKS,OTHER THAN DRIED				5
040891 OTH BIRDS,EGG,NOT IN SHELL DRY		22816	13182	104721
040899 OTH BIRDS,EGG OTH THAN DRY	69	109		
040900 NATURAL HONEY	5096	92119	5696	57241
041000 EDIBLE PRODUCT OF ANIMAL ORIGN				67
070110 POTATO SEEDS		586730		233192
070190 POTATOES,FRESH OR CHILLED	394354	873591		33761
070200 TOMATOES,FRESH OR CHILLED	826	14968690	223163	11492875
070310 ONIONS AND SHALLOTS	347	1521948	486793	3422553
070320 GARLIC	37271	4007820	57058	1765351
070390 LEEK,OTH ALLIACEOUS VEGETABLES		403		1062
070410 CAULIFLOWERS & HEADED BROCCOLI	14	1248	61	650
070490 OTH;EDIBLE BRASSICAS,FRESH/CHI		88781	870	3757
070511 CABBAGE LETTUCE(H-LETUC)SALAD	273	3350	209	1956
070519 OTHER; LETTUCE		2193	20	1729
070610 CARROTS AND TURNIPS	76	3812	26	10607
070690 OTH SALAD.BEETROOT,RADISH ETC	62	1603	115	2008

Contd.

10.11 Imports by Economic Categoreis (Detail)

(In Thousand Rupees)

I T E M S	May, 2014	FROM JUL-2013	May,2013	FROM JUL-2012
070700 CUCUMBERS&GHERKINS,FRESH/CHL		75125		9970
070810 PEAS FRESH OR CHILLED	992	499895	75	162734
070820 BEANS (SAME),FRESH OR CHILLED	18	42978		340
070890 OTH LEGUMINOUS VEGETABLE FR/CH		1614		3464
070920 ASPARAGUS,FRESH OR CHILLED	73	988	57	813
070930 AUBERGINES FRESH OR CHILLED		111841	66	625
070940 CELERY OTH THAN CELERIAC,F/CHL				
070951 MUSHROOMS,FRESH OR CHILLED	206	1984	196	1644
070959 OTH MUSHROOMS&TRUFFL FRESH/CH		39	7	209
070960 FRUIT OF GENUS CAPSICUM F/CHLL	405	729371	297	219625
070970 SPINACH NEWZEALAND SPINACH FRE		253		166
070991 OTH VEGETABLES FRESH/CHILLED				794
070992 OTHER OLIVES FRESH OR CHILLED				21
070993 OTH PUMPKINS SQUASH&GOURDS F/C		168	813	813
070999 OTH VEGETABLES FRESH/CHILLED	145124	386661	63506	440161
071010 POTATO, FROZEN.		9000		7355
071021 PEAS(PISUM SATIVUM),FROZEN			11	11
071022 BEANS FROZEN			22	22
071029 OTH LEGUMINOUS VEGETABLES FROZ		146		111
071030 SPINACH,NEWEALAND SPINACH FROZ			6	18
071040 SWEET CORN, FROZEN		5964	21	3735
071080 OTHER VEGETABLES,FROZEN	2884	3143	49	670
071090 MIXTURE OF VEGETABLES,FROZEN	344	396	31	69
071120 OLIVES PROVISIONALLY PRESERVED		198	61	86
071159 OTH MUSHROOMS & TRUFFLES		1268		121
071190 OTH VEGETABLES, PRESERVED		602		172
071220 ONION; WHOLE DRIED,CUT	63	29430	427	15398
071231 MUSHROOM GENUS AGARICUS DRIED		2509		2944
071232 WOOD EARS DRIED WHOLECUT SLIC		55		
071233 JELY FUNGI DRY CUT WHOLE SLIC				10
071239 OTH TRUFFLE DRYCUT WHOLE SLIC	49	25664	51	3780
071290 OTH VEGETABLE MIXTURE DRIED	11464	115894	8411	114963
071310 PEAS DRIED SHELLED	1051636	8223107	656987	11894045
071320 CHICK PEAS DRIED SHELLED	364388	3266623	370196	8060220
071331 BEANS OF SPECIES VIGNA MUNGO	8756	111498	9181	82135
071332 SMALL RED (ADZUKI) BEANS		12176	39	4189
071333 KIDNEY BEANS,INCL WHITE BENAS	312743	5553573	439235	3494863
071339 OTHER BEANS	70945	781483	31168	788183
071340 LENTILES	546924	5587101	355187	2182072
071350 BROAD BEANS & HORSE BEAN	6601	41208	1934	45019
071390 OTH DRIED LEGUMINOUS VEGETABLE	595031	4159539	64248	2539596
071410 MANIOC (CASSAVA)				10
071420 SWEET POTATOES		3862		
071430 YAMS FRESH,CHILLED,FROZEN/DRIE		34		3
071440 TARO FRESH,CHILLED,FROZEN/DRIE		264		
071490 OTHER ROOTS AND TUBERS	3766	11578	5996	72822
080111 DESICCATED, COCONUTS	70035	671129	19228	418373
080119 OTHER COCONUTS	30614	305960	28159	281446
080121 BRAZIL NUT IN SHELL				257
080131 CASHEW NUT IN SHELL		6001		1012
080132 CASHEW NUT SHELLED	1594	219349		112494
080211 ALMOND IN SHELL	37211	311764	3650	182338
080212 ALMOND,SHELLED (GIRI).	27054	486985	331	258998
080221 HAZEL NUTS,IN SHELL				7
080222 HAZEL NUTS,SHELLED		189		184
080231 WALNUTS IN SHELL(AKHROTE)	25	2171		917
080232 WAL NUTS SHELLED(AKHROTE)		635		
080251 PISTACHIO IN SHELL	4124	124078		83032
080252 PISTACHIO SHELLED		14525		14722
080280 ARECA(BETAL NUTS)	742013	7804672	854474	6050724
080290 OTHER EDIBLE NUTS	479	4030		12433
080310 PLANTAINS,FRESH OR DRIED	18350	25414		8712

Contd.

10.11 Imports by Economic Categoreis (Detail)

(In Thousand Rupees)

I T E M S	May, 2014	FROM JUL-2013	May,2013	FROM JUL-2012
080390 OTHER BANANS FRESH OR DRIED	24997	35562	618	81583
080410 DATES	23072	240492	16504	183871
080420 FIGS	86	1714	12	774
080430 PINEAPPLES	168	5196	70	8593
080440 AVOCADOS				55
080450 GUAVAS,MANGOES,MANGOSTEN F/DRY	214	743	151	401
080510 ORANGES	1228	16552	4029	20570
080520 MANDARINS,CLEMENTIN ETC FR/DRY		889	282	3233
080540 GRAPEFRUIT,INCLUDING POMELOS		744		7
080550 LEMONS AND LIMES	203	1118		81
080590 OTH CITRUS FRUITS FRESH/DRIED.				12
080610 GRAPES, FRESH	1253	2209555	503	1521119
080620 GRAPES, DRIED		21369		14662
080711 WATERMELONS		74661	106	205280
080719 OTHER MELONS		88708		38176
080720 PAPAWS;(PAPAYAS/PAPITA)		93		58
080810 APPLE, FRESH	91699	730787	38941	926907
080830 PEARS FRESH	2253	23033		39822
080910 APRICORTS;FRESH(KHUBANI)	295	287855		514619
080930 PEACHES,(INCLNECTR)ARROO FRESH				54
080940 PLUMS AND SLOES		73	45	109
081010 STRAWBERRIES,FRESH		70		116
081020 RASBERRY,BLACKBERRY,ETC FRESH				6
081040 CRANBERRIES,BILBERRIES FRESH				10
081050 KIWIFRUIT, FRESH		425	67	1168
081060 DURIANS FRESH				3
081090 OTHER FRESH FRUITS	930	778385	389	331244
081110 STRAWBERRIES,FROZEN		315		2726
081120 RASBERRY,BL.BERRY MULBERRY FRZ	337	3126	1	232
081190 OTHER FRUITS AND NUTS,FROZEN		58	4	931
081290 OTH FRUIT/NUTS PRESERVED PROVI		1168		
081310 APRICOTS DRIED	270	6348	10	8629
081320 PRUNES DRIED	808	5522	50	11758
081330 APPLES DRIED	2605	10103	2471	5163
081340 OTHER DRIED FRUITS	58712	566009	37511	347642
081350 MIXTURE OF NUTS,DRIED FRUITS	838	2659	347	32676
081400 PEEL OF CITRUS FRUITS/MELONS		455		347
090111 COFFEE NOT ROAST,NOT DECAFEINE		134		167
090121 COFFEE,ROAST,NOT DECAFFEINATED	945	10549	2503	10120
090122 COFFEE ROASTED,DECAFFEINATED	27	241		3
090190 OTH COFFEE HUSKS/SKIN/COFE SUB	77	23799	1134	22158
090210 GREEN TEA PACK < 3 KG	66	12821	439	8646
090220 OTHER GREEN TEA(NOT FERMENTED)	31367	560547	32417	567192
090230 BLACK TEA & PARTLY FERMENT TEA	2068	14935	74	9135
090240 OTH BLACK TEA,OTH PARTLY F.TEA	2343809	27483052	2674189	33312054
090300 MATE		141	49	524
090411 PEPPER,NEITHER CRUSH NOR GROND	212030	1268116	81133	890841
090412 PEPPER CRUSHED OR GROUND	10800	10800		10485
090421 FRUIT OF GENUS CAPSICUM DRIED	267184	347546		144652
090422 FRUIT OF GENUS CRUCHED/GROUND		3915	38	66066
090611 CINNAMON NOT CRUSHED OR GROUND		13184	1972	26193
090619 OTHER CINNAMON	14613	262256	9469	208863
090620 CINNAMON & TREE FLOWER,CRUSHED		99	14	27
090710 CLOVES NEITHER CRUSHED/GROUND	21908	302018	25630	187118
090720 CLOVES CRUSHED & GROUND		5467		2767
090811 NUTMEG NEITHER CRUSHED/GROUND	5513	71115	9998	54118
090812 NUTMEG CRUSHED & GROUND		2074		
090821 MACE NEITHER CRUSHED/GROUND	4344	120707	3515	51779
090822 MACE CRUSHED OR GROUND				203
090831 CARDAMOMS NITHER CRUSHED/GRO	45260	751699	51773	802624
090832 CARDAMOMS CRUSHED & GROUND		4148	351	1171
090921 SEEDS-CORIANDER NITHER CRU/GRO	66504	455699	32695	186724

Contd.

10.11 Imports by Economic Categoreis (Detail)

(In Thousand Rupees)

I T E M S	May, 2014	FROM JUL-2013	May,2013	FROM JUL-2012
090922 SEEDS-CORIANDER CRUSHED/GROUND	3458	15650		27266
090931 SEEDS OF CUMIN (WHITE ZEERA)	102486	601102	42071	297974
090932 SEEDS CUMIN.CRUSH/GRO(W.ZEERA)	2334	4581	1293	3770
090961 CARAWAY,ANISE,FENL,JUNI.N-CR/G	2551	61745	4313	103259
090962 CARAWAY,ANISE,FENEL,JUNI.CR/GR		120		7194
091011 GINGER NEITHE CRUSHED/GROUND	184861	4003312	286872	2905827
091012 GINGER. CRUSHED OR GROUND		2303		
091020 SAFFRON, (ZAFRAN)				127
091030 TURMERIC (CURCUMA)	4041	29012	3357	60224
091091 MIXTU OF PROD H-09.04 TO 09.10		1671		1682
091099 OTHER SPICES	2358	25120	599	9000
100119 DURUM WHEAT		11323728		
100199 OTHER DURUM WHEAT & MESLIN		28279	672489	672489
100210 RYE SEED				18
100310 BARLEY SEED				1228
100390 OTHER BARLEY	3343	107814	224	66359
100490 OTHER OATS		9421		149488
100510 SEED, MAIZE	434245	5014741	507167	3867530
100590 OTHER MAIZE (CORN)	287	56463		18572
100610 RICE IN HUSK (PADDY OR ROUGH)	793232	2433708	2679856	4714978
100620 HUSKED (BROWN) RICE			11	479
100630 SEMI/WHOLLY MILLED RICE/POLIS	2306	153266	4747	1488159
100640 BROKEN RICE	1933	2533		
100710 SEED GRAIN SORGHUM(JAWAR)		2198		9123
100790 OTHER GRAIN SORGHUM(JAWAR)		1194		
100810 BUCK WHEAT		103		7317
100821 MILLET (BAJRA)	77	27177	8377	79139
100829 OTHER MILLET (BAJRA)	15683	77453	5271	31394
100830 CANARY SEED		19645		2925
100890 OTHER CEREALS		2949		4332
110100 WHEAT OR MESLIN FLOUR	7144	248077	15403	1641608
110220 MAIZE (CORN) FLOUR	148	174		2416
110290 OTHER CEREAL FLOUR	1736	6725		2212
110311 GROATS AND MEAL OF WHEAT		68	76	246636
110313 GROATS&MEAL OF MAIZE (CORN)		20321	2140	11581
110319 GROATS AND MEAL OF OTH CEREAL		45		48549
110412 ROLLED OR FLAKED, OATS.	128	128		116
110419 ROLLED/FLAKED GRAIN/OTH CEREAL		908		
110422 OTHER WORKED GRAIN OF OATS	1165	19127		12613
110423 OTH WORK GRAIN OF MAIZE (CORN)		525		195
110429 OTH WORK GRAIN OF OTH CEREALS		8259		6461
110510 FLOUR,MEAL&POWDER OF POTATOES	36447	312735	13527	268707
110520 FLAKE,GRANULE/PELLETS POTATOES		4984		13057
110620 FLOUR,MEAL POWDER OF SAGO/ROOT		24	367	450
110630 FLOUR,MEAL POWDER PRD CHAPT-8		1085		212
110720 MALT ROASTED		16576		
110811 WHEAT, STARCH				60
121010 HOP CONES,NEITHER GROUND/POWDE				2265
121020 HOP CONES,GROUND POWDER PELLET		10151	2862	2862
121120 GINSENG ROOTS		2930	403	5576
121229 OTHER SEAWEDS& OTHER ALGAE		5095	3568	7641
121292 LOCUST BEANS (CAROB)				6
121299 OTHER FRUIT STONE&KERNELS/VEG		528	3852	16156
121300 CEREAL STRAW & HUSKS,IN PELLET	66954	393837	19583	127873
121410 LUCERNE (ALFALFA) MEAL&PELLETS		12026		10
121490 OTH SWEDES,MANGOLDS,FODDER,HEY		265	71	145
130120 GUM ARABIC	47028	154335	17654	87760
160231 OTH PREP/PRESV MEAT OF TURKEY				186
160232 OTH PREP/PRESV MEAT OF FOWLS	38261	385617	24638	217578
160239 OTH PREP/PRESV,MEAT OTH POLTRY	5368	96595	198	30005
160250 OTH PREP/PRES MEAT BOVIN ANIML	8169	31135	1096	21351
160290 OTH PREP MEA OFL,BLOOD ANIMAL			7	460

Contd.

10.11 Imports by Economic Categoreis (Detail)

(In Thousand Rupees)

I T E M S	May, 2014	FROM JUL-2013	May,2013	FROM JUL-2012
160300 EXTRACT/JUICE OF MEAT,FISH ETC	423	423		21
160411 SALMON,FISH,WHOLE/PIE NOT MICE		7		32
160412 HERRING,WHOLE/FIECE NOT MINCED	23	23		
160413 SARDINE,BRISL/SPRAT W/P N-MINC	133	270	1	77
160414 TUNAS,SKIPJACK,BONITO,WHOLE/PC	157	1252	41	1491
160415 MACKERAL,WHOLE/DIECE NOT MINCE			2	7
160416 ANCHOVIES,WHOLE/PIECE NOT MINC				4
160419 OTH FISH,WHOLE/PIECE NOT MINCE	593	23269	579	15280
160420 OTH FISH PREPARED PRESERVED	272	15080	917	10097
160432 CAVIAR SUBSTITUTES				18
160510 CRAB,PREPARED OR PRESERVED.	60	408	2898	3352
160521 SHRIMPS&PRAWN NOT IN.AIR T-CON			18	18
160529 OTH SHRIMPS&PRAWN PREPARED/PRE		78		19
160551 OYSTERS PREPARED OR PRESERVED				83
160552 SCALLOPS,INCL QUEEN SCALLOPS			152	152
160553 MUSSELS PREPARED OR PRESERVED				52807
160569 OTH AQUATIC INVERTEBRATES.P/PR		85		
170112 BEET SUGAR RAW NOT CONT FLAVOR	205	315		1285
170113 GUR (JAGGERY)N-CON FLAVOUR/COL		74		31
170114 OTH CANE SUGAR RAW.N-CON FL/CO	49	49	148	148
170191 O.CANE/BEET SUGAR CON.FLAV/COL	208	4141		6777
170199 OTH CANE/BEET SUGAR PURE SUC	45006	574162	25543	416283
170211 LACTOSE & LACTOSE SYRUP WT 99%	72931	871236	45919	964731
170219 OTH,LACTOSE AND LACTOSE SYRUP	7546	34313		7664
170220 MAPLE SUGAR AND MAPLE SYRUP		357		
170230 GLUS SYP,DRY STAT FRVCT <20%	104716	516373	43333	366230
170240 GLUCOSE/GLUCOSE SYRUP<20% FRUC		866		100
170250 CHEMICALLY PURE FRUCTOSE		213	179	692
170260 OTH FRUCTOS SYP,50% WT OF FRAC				467
170290 OTH SUGAR INCL INVERT SUGAR	66634	581415	36158	323752
170310 CANE MOLASSES		290		
170390 OTH MOLASSES,FROM REFINING SUG	1242	1269		
170410 CHEWING GUM,WH/NOT SUGA COATED	4110	62005	797	59852
170490 OTH SUGAR CONFECT NOT CON COCA	48992	480242	34560	383819
180100 COCOA BEANS,WHOLE,BROKEN,ROAST		6	4	4
180310 COCOA PASTE,NOT DEFATTED(LICOR	27828	182451	14337	131204
180400 COCOA,BUTTER,FAT AND OIL		387397	23419	225402
180500 COCOA POWDER,NOT CON ADDED SUG	59491	1076315	58910	738485
180610 COCOA POWDER,CON ADDED SUGAR		1787		392
180620 OTH PREPA WT2KG,PAS,BLOCK SLAB	70270	418276	82910	617907
180631 OTH FOOD PREP COCOA BARS FILD	17443	260607	20618	170226
180632 OTH FOOD PREP COC BAR NOT FILD		9570		1495
180690 OTH,FOOD PREP CONT COCOA LIQUD	33828	178011	7387	140098
190110 FOOD PREP FOR INFANT USE	258429	5252883	421229	4104256
190120 MIXES&DOUGHS FOR PREP BAKER	2188	80583	8511	36793
190190 OTH FOOD PREP OF FLOUR,MEAL	62510	1626989	194029	1267063
190211 UNCOOK PASTA,NUT STUFD CON EGG	116	856		405
190219 OTHER,UNCOOKED PASTA.	2071	16124	578	11663
190220 STUFFED PASTA,WHETH/NOT COOKED	28	40		362
190230 OTHER PASTA	3300	16830	1171	12202
190240 COUSCOUS WHETER OR NOT PREPARE		108	13	34
190300 TAPIOCA&SUBSTI PRE FRM STARCH	5894	54169	7	33132
190410 PREP FOOD,SWLL/ROAS OF CEREALS	21735	213515	24612	236632
190420 PREP FOOD UNROAST CEREAL FLAKE	6380	20264		13146
190430 BULGUR WHEAT		11		27
190490 OTH PREP FOOD OBTAIN BY CEREAL	20593	125426	5322	70254
190510 CRISPBREAD AND BUNS		1132		4
190520 GINGER BREAD AND THE LIKE.				50
190531 SWEET BISCUTS	6180	63972	1575	23010
190532 WAFFELS AND WAFERS	7608	94800	2425	91777
190540 RUSK,TOASTED BREAD & PRODUCTS	1981	43840	7548	55620
190590 OTHER BACKERY PRODUCTS	15608	205330	20809	138055

Contd.

10.11 Imports by Economic Categoreis (Detail)

(In Thousand Rupees)

I T E M S	May, 2014	FROM JUL-2013	May,2013	FROM JUL-2012
200110 CUCUMBER,GHERKINS PREP/PRESERV	95	1815	1	96
200190 OTH VEG FRUIT,NUT,PRES VIN/ACE	1459	16090	859	7375
200210 TOMATOES,WHOLE/PIECE,PREP/PRSV	51	1356	56	460
200290 OTH,TOMATO/PRE/PRS O/TH VINGER	65034	463418	31259	178872
200310 MUSHROOM,PREP/PRSV O/TH VINHER	6474	36523	2930	20330
200390 OTH MUSHROOM&TRUFFLE PREPARED	1507	9171	136	3214
200410 POTATO,PREP/PRSV,O/TH VINGERS	40740	514755	31873	232186
200490 OTH VEG MIX/VEG PREP O/TH VING	11009	176245	16447	135478
200510 HOMOGENIZED VEGETABLES		169		218
200520 POTATO PREP O/TH VING NOT FROZ	2897	19302	407	14679
200540 PEAS PREP O/TH VINGER NOT FROZ	124	3930	862	2702
200551 BEAN SHELD PREP O/TH VING N/FZ	2393	2861	36	694
200559 OTH BEAN PREP O/TH VING NOT FZ	1242	19819	1602	13988
200560 ASPARAGUS,PREP O/TH VING N-FZ		224		103
200570 OLIVES PREP O/TH VING NOT FROZ	3308	83308	4634	48278
200580 SWEET CORN,PREP/PRESV NOT FROZ	6021	36194	5208	28002
200591 OTH VEGETABLES& MIXTURE OF VEG		763	99	691
200599 OTH VEGE PREPARED OR PRESERVED	2893	17522	528	18589
200600 VEG,FRUIT,NUTS,PEEL PRE BY SUG	421	1602	146	706
200710 HOMOGENENISED PREPARATIONS		1056	170	1467
200791 OTH,CITRUS FRUIT COOKED PREP		129		24
200799 OTH JAM,FRUIT,JELLY,MARMALADE	4914	47699	3509	29102
200811 GROUND NUTS,PREP/PRESERVED	42	3180	53	5225
200819 OTH NUTS/SEED INCL MIXTURES	6544	25212	7207	14082
200820 PINEAPPLES,PREPARED/PRESERVED	24338	267422	43867	338470
200830 CITRUS FRUIT,PREPARE/PRESERVED	14427	79524	538	61251
200840 PEARS,PREPARED OR PRESERVED	638	11390	3201	18569
200850 APRICOTS,PREPARED OR PRESERVED		49		162
200860 CHERRIES,PREPARED OR PRESERVED	2605	13737	6	7041
200870 PEACHES,PRPARED OR PRESERVED		134508	793	94547
200880 STRAWBERRIES,PREPARE/PRESERVED	1792	9530	1273	7914
200893 CRANBERRIES	4	4		12
200897 MIXTURES OF FRUITS,NUTS&PLANTS	33703	268205	28422	194168
200899 OTH FRUITS,NUT/EDIBLE PLANTS	9810	39907	4534	30256
200911 ORANGE JUICE,FROZEN	2825	15113		56174
200912 ORANGE JUICE,NOT FROZEN				333
200919 OTHER ORANG JUICE	53843	575297	53396	285763
200921 GRAPEFRUIT JUICE,BRIX VAL=20		40		
200929 OTHER GRAPE FRUIT,JUICE	19	515		2056
200931 JUICE OF ANY SINGL CITRUS FRUT		617		227
200939 OTH JUICE OF ANY CITRUS FRUIT	538	7123		6204
200941 PINEAPPLE JUICE ,BRIX VAL=20		197		25
200949 OTHER PINEAPPLE JUICE	11687	57349	804	4788
200950 TOMATO JUICE		74		2
200969 OTHER GRAPE JUICE	22342	414439	39500	298818
200979 OTHER APPLE JUICE	46190	380904	55193	417844
200981 CRANBERRY JUICE		66	3	3
200989 OTHER JUICE OF FRUIT/VEGETABLE	872	94939	2331	164667
200990 MIXTURES OF JUICES	3842	46093	8539	46569
210111 EXTRACT,ESSENCE/CONC COFEE/PRE	1446	302949	1808	74056
210112 PREP WITH A BASIS OF EXTRA/COF		10524	1160	6255
210120 EXTACT,ESSENCE ETC OF TEA MATE	2529	8660	511	4699
210130 ROASTED CHICORY/OTH COFEE/SUB				226
210210 ACTIVE YEASTS	23798	453630	36041	342963
210220 INACTIVE YEASTS,OTH SINGL CELL		6698	357	13039
210230 PREPARED BAKING POWDERS	34	15290	2678	17427
210310 SOYA SAUCE	12261	143016	6777	96804
210320 TOMATO KETCHUP/OTH TOMATOSAUCE	5238	62297	1348	27608
210330 MUSTARD FLOUR/MEAL/PREP MUSTAR	1563	12581	2109	7832
210390 OTH SAUCES PREP/MIX SEASONING	17274	161064	10222	108416
210410 SOUPS/BROTHS & PREP THEREOF	1238	2513	2	513
210420 HOMOGENISE COMPOSITE FOOD PREP		80		228

Contd.

10.11 Imports by Economic Categoreis (Detail)

(In Thousand Rupees)

I T E M S	May, 2014	FROM JUL-2013	May,2013	FROM JUL-2012
210500 ICE CREAM,OTH EDIBLE ICE	3397	31513	873	16835
210610 PROTEIN CONCENTRATE/TEXT PROTN	40	29248	16	38600
210690 OTH FLAVOURING POWDER/CONCT	314833	4439273	349854	3049473
220110 MINERAL WATERS/AERATED WATERS	6537	18364	1010	9375
220190 OTH,NATURAL/ARTIFICIAL WATERS	363	2664	181	3967
220210 WATER,MINERAL/AERATED WATER	66664	363685	53704	377275
220290 OTH WATER/OTH NON ALCOLIC BEVG	21137	100837	8025	90548
220300 BEER MADE FROM MALT	279	30900	7756	57433
220410 SPARKLING WINE	1316	28900	2848	62646
220421 OTH WINE OF FRESH GRAPES<2LT	9165	9587		587
220429 OTH WINE OF FRESH GRAPES>2LT	275	5746	434	1687
220430 OTH GRAPE MUST INFERMENTATION		116		
220600 OTH FERMENTED BEVERAGES/MXTURE				17075
220820 SPIRIT OBT BY DISTIL GRAPEWINE	606	12191	1288	15342
220830 WHISKIES	917	39056	4836	72847
220840 RUM&OTH SPIRITS DISTILL SUGAR		226	507	1888
220850 GIN AND GENEVA	85	3616	696	4059
220860 VODKA	376	3930	620	14951
220870 LIQUEURS AND CORDIALS	54	2315	586	12074
220890 OTH SPIRIT/SPIRITOUS BEVERAGES	189	20143	571	41929
220900 VINEGAR&SUBSTITUTE,ACTIC ACID	156	7583	507	5978
230110 FLOURS,MEALS,PELLETS,OF MEAT				271
230120 FLOURS,MEALS,PELLETS,OF FISH		11801		20
230210 BRAN SHARP & RESIDUES OF MAIZE				96
230230 BRAN SHARP & RESIDUES OF WHEAT		402		
230240 BRAN SHARP RESIDUE OF OTH CERL		112		
230310 RESID.STARCH MANUF&SIM RESIDUE		97		1223
230400 OIL-CAKE/OTH S/RESID SOYABEAN	963617	31579451	1144173	28637475
230610 OIL-CAKE/OTH RES.COTTON SEED			5521	9259
230630 OIL CAKE/OTH SUNFLOWER SEEDS		74658		22578
230641 OIL CAKE/OTH RESID COLZA SEEDS	306360	1471489		
230649 OIL CAKE/OTH RESID RAPE SEEDS	41641	283929		511974
230650 OIL CAKE/OTH RESIDUES,COCONUT				151145
230660 OIL CAKE/OTH RESIDUE,PALM NUTS	58904	550821	24878	604855
230690 OIL CAKE/OTH SOLID RESIDUE,VEG	327	1045		143
230800 VEG MATL & VEG WASTE,VEG RESID				988
230910 DOG/CAT FOOD,PUTUP RETAILSALE	6442	57743	3295	37629
230990 OTH,PREP USED IN ANIMAL FOOD	478419	3441589	274271	2642739
240110 TOBACCO,NOT STEMMED/STRIPPED	2182	31733		1102
240210 CIGAR,CHEROOTS CONTAIN TOBACCO		2166		1597
240220 CIGARETTES CONTAINING TOBACCO	366	258600	19359	158077
240290 CIGAR,CHEROOTS/TOBACCO SUBST	88	1716		1037
240311 WATER PIPE TOBACCO				132
240319 OTHER SMOKING TOBACCO		404		22749
240391 HOMOGENISE/RECONSTITUTE TOBACO	3152	15228		6976
240399 OTH MANUFATURED TOBACCO/EXTR	315	25492	373	8408
271012 LIGHT OILS AND PREPARATIONS	21225315	214498803	21508192	161229943
271019 KEROSENE,INCL KER.TY. JET FUEL	3162779	9909272	394142	9674043
293500 SULPHONAMIDES	147130	1546782	151429	1355682
293621 VITAMIN A ITS DERIVATIVE UNMIX	13374	221318	24057	208154
293622 VITAMIN B1/ITS DERIV UNMIXED	12507	162149	5412	179662
293623 VITAMIN B2/ITS DERIV UNMIXED	3832	151973	14652	146603
293624 D-,DL-PANTOTHENIC ACID(VITB3B5	6618	200655	22884	201809
293625 VITAMIN B6/ITS DERIV UNMIXED	13928	257604	12894	235797
293626 VITAMIN B12/ITS DERIV UNMIXED	23354	302389	17631	248271
293627 VITAMIN C/ITS DERIVATIVE UNMIX	34093	332295	28216	370886
293628 VITAMIN D/ITS DERIVATIVE UNMIX	69821	609166	82579	725099
293629 OTH VITAMIN/ITS DERIV UNMIXED	55871	629773	71233	492054
293690 OTH INTER-MIXTURE PROVITAMINS	9718	163202	8465	224067
293711 SOMATOTROPIN ITS DERIVATIVES				4
293712 INSULINE AND ITS SALTS	88	124906		102561
293719 OTHER POLYPETIDE HARMONES	30	80598	6157	90340

Contd.

10.11 Imports by Economic Categoreis (Detail)

(In Thousand Rupees)

I T E M S	May, 2014	FROM JUL-2013	May,2013	FROM JUL-2012
293721 CORTISONE/HYDRO/PREDNISONE ETC	41811	453893	53126	307950
293722 HALOGENATE DERIV ADERNAL HORMN	79085	789507	65052	754875
293723 OESTROGENS AND PROGESTOGENS	56826	547980	130592	427301
293729 OTH,STEROIDAL HARMONES,DERIVAT	15867	255775	45748	302580
293750 PROSTAGLANDINS,THROMBOXANES&DR	14412	89005	7181	77351
293790 OTH HORMONES/ITS DERIVATIVES	12095	461698	61402	550243
293810 RUTOSIDE(RUTIN)/ITS DERIVATIVE	330	1898		1620
293890 OTHER, GLYCOSIDES	16733	109515	11570	92490
293911 CONCENTRATES OF POPPY STRAW	18949	169009	5813	100095
293919 OTH ALKALOIDS OF OPIUM/DERVATI	13569	135622	12310	72590
293920 ALKALOID CINCHONA/DRV SALT		1655		2223
293930 CAFFEINE AND ITS SALTS	19961	286925	28230	294688
293949 OTHER,EPHEDRINE AND ITS SALTS	33438	146636	16595	177066
293959 OTH THEOPHYLLINE/AMINOPHLLINE	9904	178874	30535	168988
293969 OTH ALKALOID OF RYE ERGOT/SALT		69399	3450	180273
293991 COCAINE ECGONINE,SALTS,ESTERS		1820		1405
294000 SUGARD O/T SUCROSE/LACTOSE ETC	91801	378535	31879	392915
294110 PENCILLINE/DERV/ACID/SALT ETC	48033	258169	32285	141053
294120 STREPTROMYCIN/DERIV/SALT THROF	13490	109486	6963	71462
294130 TETRACYCLINE/DERIV/SALT THROF	76177	529798	31593	390025
294140 CHLORAMPHENICAL/DERIV/SALT	2791	98857	10648	111541
294150 ERYTHROMYCIN/DERIV/SALT THROF	108757	1445304	105479	1267969
294200 OTHER ORGANIC COMPOUNDS.	2380	40202	8385	24315
300190 OTH GLAND ORGAN,EXTRACT,HAPRIN		476	21	2984
300210 ANTISERA/OTH BLOOD FRAC MODIFY	3597	109400	9448	84119
300220 VACCINES FOR HUMAN MEDICINE	370592	22010434	1942977	25679649
300230 VACCINE VETERINARY MEDICINE	209734	2278553	133896	2182601
300290 OTH HUMAN/ANIMAL BLOOD,THERAPC	13114	610663	59360	444234
300310 MEDICAMENT PENCILLIN DERV/ACID	1470	2992		4227
300320 MEDICAMENT OTH ANTIBIOTICS	25447	134878	9039	95277
300339 OTH,MEDICEMENT HARMONE ANTIBTC	59275	506587		460163
300340 ALKALOID DERV NOT CONT HARMONE				17517
300390 OTH MEDICEMENT NES-NOT-R-SALE	16037	645309	45685	501374
300410 MEDICAMENT,PENCILLIN DERV/ACID	2291	229199	18936	188719
300420 MEDICAMENT OTH ANTIBIOTICS	169670	2335937	258528	2234471
300431 MEDICAMENT INSULIN NOT ANTIBTC	143531	1653863	44935	1475703
300432 MEDICIMENT ADERN CORTC HARMONE	4710	221489		243825
300439 OTH MEDICIMENTHARMONE NOT ANT	113214	1685546	153306	1785707
300440 MEDICAMENT ALKALOID DERV ANTI	30721	307208		83138
300450 OTH MEDICAMENT VITAMIN/OTH PRO	74130	928924	26677	525919
300490 OTH MEDICAMENT THERAPEUTIC USE	2108521	24189104	1965109	18949493
300510 SURGICAL TAP IN JAMBO ROLLS	40180	313668	23756	246577
300590 OTH WADDING,GAUZE,BANDAGE ARTI	22008	632531	5783	155119
300610 STERILE SURGICAL CATGUT, ETC	110632	708120	30536	566169
300620 BLOOD-GROUPING REAGENTS	215	5095	171	2006
300630 OPACIFY X-RAY EXAM DIAGNOSTIC	3102	22932	552	19774
300640 DENTAL CEMENT/DENTAL FILLING	7102	116804	13011	88573
300650 FIRST AID BOXES AND KITS.	34	2313	188	236667
300660 CHEMICAL CONTRACEPTIVE HORMONE	170756	517615	79302	461804
300670 GEL PREP HUMAN/VETERNARY USE	582	10509	1306	7348
300691 APPL IDENTIFIABLE, OSTOMY USE	859	25875		31667
321519 PRINTING INK EXCL. BLACK	122053	1195776	63434	894799
321590 OTH WRITING/DRAWING/OTH INK	40189	240992	28283	219545
330112 ESSENTIAL OIL OF ORANGE	4314	82400	6379	85012
330113 ESSENTIAL OIL OF LEMON	1921	43127	239	35104
330119 OTH ESSENTIAL OIL/CITRUS FRUIT	20736	232747	8755	365046
330124 ESSENTIAL OIL OF PEPRAMINT	6904	24640	2037	18768
330125 ESSENTIAL OIL OF OTHER MINTS		6020		1557
330129 OTH ESSENTIAL OIL O/T CIT FRUT	13994	98728	12248	88556
330130 RESINOIDS		839		234
330190 OTH,CONCENTRATE ESSENT OIL NS	5681	100879	5200	66502
330210 MIXTURE ODORIFEROUS SUBS&MIXT	404751	2413547	347556	2259210

Contd.

10.11 Imports by Economic Categoreis (Detail)

(In Thousand Rupees)

I T E M S	May, 2014	FROM JUL-2013	May,2013	FROM JUL-2012
330290 OTH,MIXTURE,ODORIFEROUS SUBST	295402	3199110	249259	2752964
330300 PERFUMES AND TOILET WATERS	39064	584305	24986	739485
330410 LIP MAKE-UP PREPARATIONS	11585	90894	7546	55602
330420 EYE MAKE-UP PREPARATIONS	22753	129051	9207	87424
330430 MANICURE/PEDICURE PREPARATIONS	15668	53706	4833	32415
330491 POWDER WHETHER/NOT COMPRESSED	26799	251221	26579	162929
330499 OTH,BEAUTY/MAKE-UP PREPARATION	50111	908903	56872	679873
330510 SHAMPOOS	204914	2432523	56966	1535303
330520 PREP PERMANENT WAVING/STRAIGHT	7285	49489	3721	26569
330530 HAIR LACQUERS	147	3722	243	6353
330590 OTH PREP USE ON HAIR	78800	562516	71833	509264
330610 DENTIFRICES	13694	194462	15252	128999
330620 YARN,CLEAN TEETH(DENTAL FLOSS)		562	15	145
330690 OTH,PREP ORAL/DENTAL HYGIENE	195	3231	351	14606
330710 PRE/AFTER SHAVE PREPARATION	12030	126732	2246	55615
330720 PERSONEL DEDORANT&ANTIP RSPRNT	53128	325078	33310	227278
330730 PERFUMED BATH SALT/OTH PREP		5478	1442	9224
330741 AGARBATTI/OTH ODORIFEROUS PREP	94	818		57
330749 OTH PREP PERFUMING ROOM/RELIGS	27768	149011	17843	125667
330790 OTH,DEPILATORY/PERFUM ETCPREP	5647	45440	8876	25263
340111 SOAP&ORGANIC SURFAC-ACTIV PROD	107753	1070760	113227	951243
340119 OTH,SOAP ORG-SURFAC-ACT PROD	9318	208466	14677	157423
340120 SOAP IN OTHER FORMS	210785	795878	52002	419095
340130 ORGANIC SURFACE ACTIVE PRODUCT	27746	310803	36109	182253
340211 ORGANIC SURFACE-ACTIVE AGENT	202409	2869589	243441	2241293
340212 ORGANIC SURFACE ACTIVE CATIONC	12864	306588	15408	365456
340213 ORG SURFACE ACTIVE NON-IONIC	253387	2814646	267635	2179012
340219 OTH ORG SURFACE ACTIVE AGENT	26538	265642	19638	149188
340220 ORG SURF PREP PUTUP FOR R-SALE	59324	219967	7198	180594
340490 OTH, ART/PREP WAXES	67039	972223	71194	813045
340510 PO/CREAM FOR FOOTWEAR/LEATHER	16432	99849	5361	64531
340520 POL/CREAM/PREP, WOOD FURNITURE	2848	20616	361	109488
340530 POL/CREAM/PREP,COACHWORK/METAL	457	15238	40	10012
340540 SCOURING/PASTE/POWDER/OTH PREP	1784	3749		1558
340590 OTH POL/CREAM/PREP,F-WEAR/LETH	11821	162198	9452	116100
350190 OTH CASEINATE DERIV CASEN GLUE	492	36586	12426	75854
350211 EGG ALBUMIN DRIED	10697	24521		25529
360300 SAFETY FUSES DETONATING FUSES		243328	33758	223401
360410 FIREWORKS				7
360490 OTHER,PYROTECHNIC ARTICLES				225
360500 MATCHES O/T PYROTECHNIC				1209
360610 LIQUID/LIQUEFIE GAS FUEL	214	6405	77	2558
391740 FITING FOR TUBE ETC OF PLASTIC	41118	324652	27174	337238
391810 FLOOR COVERING OF POLYMERS V-C	14623	171704	10030	100402
392190 OTH PLATE,SHEET ETC OF PLASTIC	96178	1289522	157841	1169538
392210 BATH,SHOWER WASH BASIN OF PLAS	3721	28079	3927	23709
392220 LAVATORY SEAT/COVER OF PLASTIC	609	13599	825	5689
392290 OTH FLASH/SIM SANITARY PLASTIC	5682	32416	1145	19120
392310 BOXES,CASES,CRATES PLASTIC	83977	661749	44774	604896
392321 SACK&BAG OF POLYMER OF ETHYL	50780	523432	69998	222422
392329 SACKS & BAG OF OTHER PLASTICS	114384	833639	69114	678589
392330 CARBOYS,BOTTLES,FLASKS ETC	50862	410382	38255	356199
392340 SPOOLS,COPES,BOBINS ETC PLASTC	26533	347077	36164	283443
392350 STOPPERS,LIDS,CAPS ETC OF PLAS	143693	985902	82054	768818
392390 OTH ARTICLES FOR CONVEYANCE NS	29138	456270	36817	386695
392410 TABLEWARE KITCHENWARE OF PLAST	35372	192055	5339	52446
392490 OTH,HOUSEHOLD/TOILET ARTICLES	24402	189987	15473	120767
392510 RESERVOIRS,TANKS,VATS>300 LTRS		61559	104	3333
392520 DOOR,WINDOWS FRAME&H-HOLD PLAS		12801	1328	9327
392530 SHUTTERS,BLINDS&PARTS OF PLAST	2430	8565	108	6248
392590 OTH,BUILDER-WARE OF PLASTIC,NS	60093	394609	23257	188010
392610 OFFICE/SCHOOL SUPPLY PLASTIC	6608	48037	1220	20702

Contd.

10.11 Imports by Economic Categoreis (Detail)

(In Thousand Rupees)

I T E M S	May, 2014	FROM JUL-2013	May,2013	FROM JUL-2012
392620 ARTICLE OF APPAR CLOTHING PLAS	21373	228774	21424	168024
392630 FITTING FOR FURNITUR/COACH PLA	1702	8109	678	5319
392640 ORANMENTAL ARTICLES OF PLASTIC	26964	221151	12660	169013
400942 TUBE,PIPERUB WITH OTH.METL.FIT	14505	75459	11660	91476
401011 CONVEYOR BELTS WITH METALS	415	29187		50192
401012 CONVEYOR BELTS WITH TEX-METACS	35111	424303	11125	136601
401019 OTH CONVEYON BELT OR BELTING	41660	358381	32684	307711
401031 TRANSMISSION BELTS 60-180 CM	21543	236999	24711	208200
401032 TRANSMISION OTH BELT 60-180 CM	20555	175634	13016	191261
401033 TRANSMISION BELT 180-240 CM	48	5840	451	12929
401034 TRANSMISION BELT OTH 180-240CM	95	9387	460	11080
401035 TRANSMISION SYN.BELT 60-150CM	2057	13724	1368	14853
401036 TRANSMISION SYN.BELT 150-198CM	190	8537	801	6173
401390 OTHER INNER TUBES,OF RUBBER	4320	80700	3902	74085
401410 SHEATH CONTRACEPTIVES	21270	1086338	68950	980069
401490 OTH HYG/PHARMACEUTICAL ARTL	7594	21454	526	24828
401511 GLOVES,RUBBER,SURGICAL	46682	343154	47501	360802
401519 OTHER GLOVES,RUBBER	9564	162021	2634	95433
401590 OTH ARTI APPRL/CLOTH ALL PURPS	6426	107863	14716	92498
401610 ARTICLES OF UNHARD CEL VUL RUB	16351	123385	4457	121335
401691 FLOOR COVERING & MATS, RUBBER	5022	25206	884	5572
401692 ERASERS, RUBBER	15666	317313	12242	210670
401693 GASKETS,WASHERS,SEALS,OF RUBB	171835	1553666	122861	1469519
401694 BOAT/DOCK FENDERS,OF RUBBERS	9242	164213		188470
401695 OTH INFLATABLE ARTICLE OF RUBB	1543	13371	1250	11370
401699 OTH ARTICAL UNHARD VUL RUBBER	155486	1871105	133556	1474318
420100 SADDLERY&HARNESS FOR ANIMALS	25	354		404
420211 TRUNKS,SUITCASE,VANITY-CASES	840	29132	4283	35799
420212 TRUNK,SUITCA,SATC ETC PLAS/TEX	64117	573057	39096	417742
420219 OTH TRUNK,SUITCASE,VANITY-CASE	7666	34904	2291	46289
420221 HANDBAG,COMP/PATENT LEATHER	70509	357666	25982	155900
420222 HANDBAGS,PLASTIC/TAXT MATERIAL	6472	109348	11719	96008
420229 OTH HANDBAGS,WITHOUT HANDLES	19314	232595	16898	195248
420231 ARTI.CARIED.IN POCKET. LEA/COM	5204	26919	1280	9195
420232 ARTIC CARIED IN POCK TAXT MATE	867	4578	496	5431
420239 OTH,ARTI CRRIED IN HAND/POCKET	4344	32955	2062	22917
420291 OTH CONTAINER O/S OF LEA/COMPS		9543	228	948
420292 OTH CONTAINER O/S PLAS/TEXTILE	2146	34606	3697	34850
420299 OTH CASES VULCANISED FIB/PBOA	954	15972	3843	32027
420310 ARTICLES OF APPAREL	2416	52978	29193	121469
420321 GLOVES,MITTENS & MITTS SPORTS	688	2119	22	5864
420329 OTH LEATHER GLOVES	134	58705	320	38857
420330 BELTS AND BANDOLIERS	30097	276795	54089	318233
420500 OTH ART LEA/COMP LEA TECHNICAL	951	27946	2379	28661
430310 ARTI APPAR CLOTH ACCE FURSKIN	528	3758	331	1222
430390 OTHER, ARTICLES OF FURSKINS	91	211	232	259
430400 ARTICLE OF FUR&ARTICLE THEREOF	4588	32316	6852	26459
440131 WOOD PELLETS		2414		25
440139 SAW DUST & WOOD WASTE & SCRAP	772	6395	1718	6688
440210 WOOD CHARCOAL OF BAMBOO NOT AG		582	179	903
441300 DENSIFIED WOOD,BLOCK,PLATE,ETC		21193	2017	41460
441600 CASK,BARREL,VAT,TUB&OTH PRODCT	5	34854		33
441890 OTH BUILDERS JOINERY/CARP WOOD	39437	253142	15454	151233
441900 TABLEWARE&KITCHENWARE OF WOOD	5554	27340	2002	22098
442010 STATUETTES/OTH ORNAMENT WOOD		1372	354	2658
442090 OTH WOOD MARQUETRY&INLAID WOOD	5667	37508	1349	43579
442110 CLOTHES HANGERS OF WOOD	831	12605	2046	8326
450490 OTH, ARTICLES AGLOMERATED CORK		149		387
460121 MATS,MATTING&SCREEN OF BAMBOO	206	8031	24	3108
460122 MATS,MATTING&SCREEN OF RATTAN		4		
460129 OTH MATS,MATTING&SCREN VEG MAT		154	84	324
460192 OTH MATTING&SCREEN OF BAMBOO	230	675	69	69

Contd.

10.11 Imports by Economic Categoreis (Detail)

(In Thousand Rupees)

I T E M S	May, 2014	FROM JUL-2013	May,2013	FROM JUL-2012
460199 OTH PLATING MATERIAL N.E.S	203	2358	51	991
460211 BASKETWORK&OTH ARTICL OF BAMBO	142	2171	42	5700
460212 BASKETWORK&OTH ARTIC OF RATTAN		4		50
460219 BASKETWORK&OTH ART OF VEG MATE	155	1336	159	1689
481200 FILTER BLOCK,SLAB OF PAPERPULP	366	3000	94	2686
481310 CIGRETTE PAPER IN BOOKLET/TUBE	1382	3854		392
481490 OTHER WALLPAPER & COVERINGS.	90	2778	240	4271
481620 SELF-COPY PAPER				685
481690 OTHER COYING PAPER, C/T SIZE.	152	6587	290	12022
481710 ENVELOPES	403	15328	1557	8119
481720 LETTER CARDS, PLAIN POSTCARDS	16	250	42	488
481730 BOXES,POUCHES,PAPER STATIONERY	896	9697	395	5164
481810 TOILET PAPER	13924	96575	7857	42916
481820 HANDKERCHIEFS,TISSUES&TOWELS	3838	59325	6644	70545
481830 TABLE CLOTHS & SERVIETTES	1132	4402		1306
481850 ARTICLES OF APPAREL&CLOTHING		1795	132	7574
481890 OTH ARTI LINEN,P&P GARMET/ASSE	1211	64892	3718	32895
481910 CARTON,BOXE&CASES CORRU PAPE	62244	999803	53778	746817
481920 FOLD/CARTO/BOXE&CASE,NON-CURRU	17503	194311	35696	148837
481930 SACKS&BAGS WITH BASE 40CM/MORE	37	15990	24	7335
481940 OTH SACKS&BAGS,INCLUDING CONES	4563	116061	3051	93375
481950 OTH PACKING CONTAINERS/RE-SLEE	1983	77668	29796	202521
481960 BOX FILES,LETTER TRAYS,BOX,OFF	7376	37134	1621	35471
482010 REGISTERS,LETTER PADS,DIARIES	3029	41718	2270	34582
482020 EXERCISE BOOKS	1722	19521	2187	96810
482030 BINDERS,FOLDERS&FILE COVERS	574	11117	2016	9068
482040 MANIFOLD BUSINESS FORMS/CARBON		1736	4	7078
482050 ALBUMS FOR SAMPLES/COLLECTIONS	1298	7643	280	4736
482090 OTH BOOK COVER,BLOTING PAD,NES	1930	20320	1598	17345
482110 P&P.BOARD LABLES PRINTED ALL=K	37132	495774	38487	375400
482190 OTH,P&P/BOARD LABLES NOT PRINT	145348	1540866	149055	1569486
482210 BOBBINS, SPOOLS, CAPS , PULP.	1348	16657	1612	18479
482290 OTHER,BOBINS,SPOOL,CAPS ETC.PA	4740	69103	7571	57427
482320 FILTER PAPER AND PAPERBOARD	26323	141119	1302	108772
482340 ROLLS,SHEETS AND DIALS,PRINTED	371	5303	1880	10404
482361 TRAY,DISHES,PLATES,CUP,P&BORD		60		
482369 OTH TRAY,DISH,PLATE,CUP,P&BORD	4524	78011	2671	40275
482370 MOULDED/PRESSED ARTICL P-PULP	2761	25846	1846	24562
482390 OTH,ARTICLES OF PAPER PULP,CEL	21357	214539	19203	176111
490110 PRINTED BOOKS IN SINGLE SHEETS	1688	21431	1448	32914
490191 DICTIONARIES AND ENCYCLOPAEDIA	3064	79244	14661	133278
490199 OTHER,PRINTED BOOKS/BROCHURES	224890	2260219	202475	1973332
490210 NEWSPAPERS,JOURNAL 4-TIME/WEEK	1377	3730		8927
490290 OTHER NEWSPAPER,JOURNALS PERIO	3088	69910	7209	72144
490300 CHILDREN DRAWING/COLOUR BOOKS	337	331134	63360	341692
490400 MUSIC, PRINTED IN MANUSCRIPT.				51
490510 GLOBES		173	69	1381
490591 OTH PRNTD MATER BOOK FORM/ATLS		1		637
490599 OTH MAPS AND HYDROGRAPHIC/W-PA	141	1888	295	17453
490600 PLANS/DRAWINGS FOR ARCHITECTS	3452	573604	6015	86996
490700 BANKNOTE,CHEQUE,STAMP,BOND ETC	909	56650434	9932871	48455526
490810 TRANSFERS ,VITRIFIABLE.	1081	10217	2	10463
490890 OTH,TRANSFERS(DECALCOMANIAS)	9865	111621	6987	85568
490900 PRINTED/ILLUSTRATED POSTCARDS	756	46431	3862	52568
491000 CALENDAR OF ANY KIND PRINTED.	71	19937	125	19189
491110 TRADE ADVERTISING MATERIAL.	6351	187451	8536	118263
491191 PICTURES,DESIGNS&PHOTOGRAPHS	565	6659	1129	14317
500600 SILK YARN/ YARN SPUN WASTE NRS	34	1914		155
500710 FABRICS OF NOIL SILK		2047		25531
500720 OTH FAB CON>80% WT OF SILK	44688	673014	43168	782330
511111 WOVEN FABRICS CARDED WOOL,85%		44596		19340
511119 OTH WOVEN FABRICS CARDED WOOL	287	22378	511	5853

Contd.

10.11 Imports by Economic Categoreis (Detail)

(In Thousand Rupees)

I T E M S	May, 2014	FROM JUL-2013	May,2013	FROM JUL-2012
511120 OTH MIXED MAN-MADE FILAMENTS	130	526		1085
511130 OTH MIXED MAINLY/SOLELY M-MADE				1152
511190 OTH WOVEN FAB CARDED WOL/HAIR	3566	19280	3114	48987
511211 WOVEN FAB.COMBED WOOL 85%/HAIR	5015	11135	239	4018
511219 OTH WOVEN FAB COMBED WOOL 85%>	238	9185	127	5109
511220 OTH WOVEN FAB.COM.WOLL MIX.MMF		4295		5271
511230 OTH WOV.FAB.COM.WOOL MIX.M/MSF		9069		16516
511290 OTH WOV.FAB.CARDE WOOL/FA-HAIR		2788	212	15835
520790 OTHER,COTTON YARN PUT UP SALE		5697	23	1299
520811 WOV FAB COT WT<100G/SQM UNBLEA		589	39	42
520812 WOV FAB COT WT>100G/SQM UNBLEA	75701	128775	54	1204
520819 OTHER WOVEN COTTON FAB UN-BLH	18409	543597	116312	254838
520821 WOV FAB COT WT<100G/SQM BLEACH		4631		2463
520822 WOV FAB COT WT>100G/SQM BLEACH			5090	5090
520829 OTH WOVEN FAB OF COTTON BLEACH		3906	162	6784
520831 WOV FAB COT WT 100G/SQM DYED		20766	9989	358237
520832 WOV FAB COT WT>100G/SQM DYED	473	473	907	13006
520839 OTH COTON WOV FAB<2000/SQM DYE	5796	127207	6162	31202
520841 WOV FAB COT WT 100G/SQM COLOUR		8062	456	5554
520842 COTON WOV FAB WT>100G/SQM COLO	9485	50418	3875	10073
520849 OTH WOV FAB WT 200G/SQM	620	12919	2438	43978
520851 COTON WOV FAB 100G/SQM PRINTED	358092	1682621	477488	3418511
520852 COTON WOV FAB>100G/SQM PRINTED		2199		22129
520859 OTH COT WOV FAB 200G/SQM PRINT	5412	54763	698	70634
520911 WOV FAB COT WT>200G/SQM UNBLAC		7411		94
520912 COTTON WOV FAB 3-4THREAD UN-BL		267		1
520919 OTH COT WOV FAB>200G/SQM UNBLE	176	1567	73913	103033
520921 COTTON WOV FAB BLEACH>200G/SQM		11235		8645
520922 COT WOV FAB 3/4THRD W>200G/SQM				232
520929 OTH COT WOV FAB BLE W>200G/SQM	62	5614	43	1893
520931 COTTON WOV FAB DYED>200G/SQM		9850		1841
520932 COTTON WOV FAB DYED 3-4 THREAD		43484		28032
520939 OTH COT WOV FAB DYED>200G/SQM	8481	44833	8701	31800
520941 COT WOV FAB>200G/SQM 85% COT				94
520942 COTTON WOV FAB DENIM>200G/SQM	70049	479057	65183	438884
520943 WOV FAB 3-4-THREAD TWILL>200G		25959		21079
520949 OTH WOV FAB CONT 85% COT/YARN		375	380	10464
520951 COTTON WOV FAB PRINTED>200GSQM		5		4202
520952 WOV FAB 3-4-THREAD TWILL PRINT		12547	155	4100
520959 OTH WOV FAB PRINTED>200G/SQM	9138	66050	2122	16487
521011 COT W-FAB MIX MMF W200G/SQMUNB		14842		7258
521019 OTH W-FAB COT MIX MF200GSQM UB		27213		18357
521021 W-FAB COT MIX-MMF WT 200G/SQM		15331		5731
521029 OTH W-FAB COT 85%,MMF 200G-BL		316		83349
521031 COT WOV FAB MX-MMF200G/SQM DYE		991	5084	7026
521032 W-FAB3/4THR MX-MMW 200G/MW DYE		10677		
521039 OTH W-FAD COTMX MF W200G/SQMDY	78987	472093	87553	415080
521041 W-FAB COT MX-MMF 200G/SQM	4332	10747	2485	15178
521049 OTH W-FAB COT MX-MMF W200G/SQM		11731		6438
521051 W-FAB COT MIX,MF W200G/SQM PRI		7564		509
521059 OTH W-FAB COT,MMF W 200G PRINT	776286	6442012	17037	1128794
521111 COT W-FAB,MX MF W>200G/SQM UNB		50510	11640	36481
521112 COT FAB 3-4THREAD MIX>200G UNB				2
521119 OTH W-FABCOT,MF W>200G/SQM UNB	365651	5231023	336181	1373628
521120 W-FAB COT WT<85% MIX MMF-BLEA		165	4202	319299
521131 WW-FAB COT,MMF W>200G/SQM DYED		16501		22583
521132 WOV FAB 3-4THREAD MIX>200GDYED		28801		5689
521139 OTH W-FAB COT,MMF W>200G DYED		4329	3541	3766
521142 W-FAB COT DENM,MX MFW>200G/SQM		207397		124731
521149 OTH W-FB COT CLO YRN MMF>200G	344	6940	1009	4383
521152 WOV FAB 3-4THRD MMF-W>200GPRNT		4307		
521159 OTH W-FAB COT,MF,W>200G/SQM PR	38212	210415	268194	488538

Contd.

10.11 Imports by Economic Categoreis (Detail)

(In Thousand Rupees)

I T E M S	May, 2014	FROM JUL-2013	May,2013	FROM JUL-2012
521211 OTH COT W-FAB UN-BL W 200G/SQM	8674	12726	9292	15429
521212 OTH COT W-FAB BLECH W 200G/SQM				2072
521213 OTH COT W-FAB DYED W 200G/SQM		9169	7289	20009
521214 OTH W-FAB,COLOR YRN W 200G/SQM				724
521215 OTH W-FAB COT PRNTD W 200G/SQM	368	2192	3044	22951
521223 OTH COT WOV FAB DYED>200G/SQM		11567		929
521224 OTH W-FAB COT COLYARN>200G/SQM				53
530890 OTH, YARN OF OTH VEG TEX FIBRE		59		132
530911 UN-BLE/BLE FAB CON>85%WT FLX				5459
530919 OTH WOV FAB OF FLAX 85%OR MORE		32583		11702
530921 UN-BLE/BLE FAB 85% OR > W FLX				2251
530929 OTH WOV FAB OF FLAX<85% BY WT		5483		5128
531090 WOV FAB OF JUTE OR OTH TEX FIB		2384		172
540600 M-MADE FILAMENT YARN RETAIL-SL				148
540710 WOV FAB HI-TENACI YRN NYLON PO	10071	180193	26498	224921
540720 WOV FAB OBTAIN FROM STRIP,LIKE	43116	268253	6945	201698
540730 FAB PARALLEL SYNTH FILAMENT		32230	5058	27462
540741 FAB 85% OR MORE NYLON FILMENT	8638	61157	8612	27966
540742 OTH FAB 85% OR MORE DYED	135311	1564165	151941	1110977
540743 OTH W.FAB NYL FLAMT WT>85% DYE	1767	36899		2805
540744 OTH W.FAB FILA DIF COL NYL>85%	4338	15344	6295	49372
540751 OTH W.FAB TEXTURED POLY U-BLEA	73051	836470	14614	351605
540752 OTH W.FAB TEXTUR POLY DYED 85%	234969	4016673	140178	1116594
540753 OTH W.FAB DIF COL TEXTUR POLYS		898		146
540754 OTH FAB TEXT POLY FIL PRINTED	29559	182363	18743	184846
540761 OTH FAB,NON-TEXT POLY FILAMENT	73238	435869	19411	269617
540769 OTH FAB POLY FIL TEXTILE MAT	26714	188382	18180	187799
540771 OTH WOV FAB SYNTH FIL BL/UN-BL	4335	14752		3363
540772 OTH WOV FAB SYNTH FIL DYED 85%	256	8099	475	10472
540773 OTH W.FAB DIF COL SYN FILA PRI				897
540774 OTH WOV FAB SYNTH FIL PRINTED		120		1109
540782 OTH WOV FAB MIXED COTTON DYED	1160	13915	18488	28862
540783 OTH FAB SYN TEXMAT COLOR DYED		5462		165
540784 OTH FAB SYN TEX SQM MATERUAK	2946	52585	9236	111217
540791 OTH WOV FAB SYN F/L BL/UN-BL		63		
540792 OTH WOV FAB SYN F/L NS DYED	1588	14700	863	885
540793 OTH WOV FAB SYN F/L NES COLOUR		7483		36825
540794 OTH WOV FAB SYN FIL NES PRINT	4402	49886	5011	25727
540810 W.FAB HIGH TENCITY YRN VIS,RAY	160	3131	50	2347
540821 OTH WOV FAB ART. FIL BL/UN-BL		3822		3925
540822 OTH WOV FAB ART. FIL DYED		477		9451
540823 OTH WOV FAB DIFFERENT COLOUR	5324	18361		3214
540824 OTH WOV FAB ART. FIL PRINTED		508	1941	5469
540832 OTH WOV FAB ART. FIL YARN DYED		326		27871
540833 OTH WOV FAB ART.FIL YARN COLOR		656		177
551130 YARN ART STAPLE FIB FOR R/SALE		137	629	1064
551211 WOV FAB OF SYN STAPLE FIBRE		8854		134
551219 OTH WOV FAB OF SYN STAPLE FIB	6987	146827	17345	45238
551229 O/W-FEB ACR STA FIB>85%WT ACRY	6001	9006	320	5357
551291 WOV FAB SYN STAP FIB BL/UN-BL			1	1
551299 FAB WOV SYN FIB>85%BY WT SYNTH		3483	98	6793
551311 W.FAB SYN STA FIB MX COT 170G		56579		37669
551312 W.FAB SYN STA FIB MX COT314THR		823	808	969
551319 O/W-FAB SYN STA FIB MX COT170G				95
551321 W-FAB SYN STA FIB MX COT DYED	4052	34672		25930
551323 POLYS,COT,STAP FIB<170G DYED	858	9143		11005
551329 OTH FAB SYN STAP FINRE DYED		64131	6112	8120
551331 WOV FAB SYN STAP FIB COLOUR YR	5674	33678		22211
551339 OTH WOV FAB STAP FIB<170G/SQM	1309	4084		6195
551341 WOV FAB POLY STAP FIB PRINTED		69	60	644
551349 O/W-FAB SYN STAP FIB MIX COTON	246	7124	393	29209
551412 W.FAB POLY STA FIB3-4 THRD>170		3331		1070

Contd.

10.11 Imports by Economic Categoreis (Detail)

(In Thousand Rupees)

I T E M S	May, 2014	FROM JUL-2013	May,2013	FROM JUL-2012
551421 W-F POLY STAP FIB<85% DYED	49	15852		1471
551422 W-F POLY STAP FIB 3/4THRD DYED		34454		23592
551423 OTH FAB POLY FIB MIX COT DYED	7096	16030	2416	4732
551429 OTH FAB<85% MIX COT SYN FIB	949	3496		1891
551430 WOV FAB SYN YARN DIFF COLO DYE		2295	296	296
551441 W-F SYN FIB<85% MIX COT PRINT		2341		770
551442 W-F POL FIB MIX COT 3-4T PRINT	51397	846517	102018	530868
551443 O/W-FAB POL FIB MIX COT PRINT		474		6565
551449 O/W-FAB SYN MIX COT>170G PRINT	209	13772	1063	11526
551511 O/W.FAB POLYS FIB MX VISCO RAY		81751	5277	79299
551512 O/W.FAB POLY FIB MIX M-MAD FIB	2485	2539		188
551513 O/W FAB POLY FIB MIX WOL/F-HAI	22763	79622		15543
551519 O/W FAB POLY STAP FIB MIX O/FI		7961		31
551521 O/W FAB ARCYL FIB MIXED O/FIB		23379		
551522 O/W FAB ARCYL FIB MIX WOOL		1587		1081
551529 O/W FAB ARCYLIC FIB MIX OT/FIB	3618	90774	4676	42819
551591 O/W FAB SYN FIB M-MAN-MADE FIL				1832
551599 O/W FAB SYN MIX OTH FIBRE N.S		947	20	20
551611 W-FAB ARTI FIB 85%>BL/UN-BLEA		895	237	462
551612 W-FAB ARTI >85% BY WEIGH,DEYED	1964	30000	542	14066
551613 W-FAB ARTI FIB>85% WT DIFF-COL				1553
551614 W-FAB ARTI FIB>85% WT PRINTED		34283		12060
551621 W-FAB ART FIB<85%WT MM.FILAM	12428	12490		
551622 W-FAB ART FIB<85% WT MM-F DYED		21		8368
551624 W-FAB ART FIB<85%WT MM-F PRINT		5936		
551632 W-FAB ART FIB<85%WT,WOL/HAI DY		1909		45
551641 W-FAB ART FIB<85%WT COT UNBL/B		2890		
551642 W-FAB ART FIB<85%WT MX COT DYE		123		221
551644 W-FAB ART FIB<85% WT MIC PRINT		68		
551692 W-FAB ART FIB<85%WT MIX O/F DY	793	1914		1375
551693 W-FAB ART FIB<85%WT D-COL,O/FI				211
560130 TEXTILE FLOCK,DUST & MILL NEPS	429	47298	5016	44590
560210 NEEDLELOOM FELT STICH-BOND FIB	12217	79686	3181	48434
560221 FELTS OF WOOL/HAIR,NOT COATED	244	750	85	3681
560229 FELTS OTH TEXT MATE, NOT COATD		1649	629	1674
560500 METALLISED YARN,TEXTILE YARN	177160	1209949	102740	763024
560900 ARTICLES OF YARN,STRIP ROPE	919	4759	1728	13745
570110 CARPT/OTH TEX FLOR COVER KNOTD	15448	203369	20931	208308
570190 CARPETS,KNOT OF OTH TEX MATERL		773	5644	6614
570210 KECEM,SCHUMACKS,KARAMAE.ETC.	749	7425	733	8014
570220 FLOOR COVERING COCONUT FIBRES				168
570231 CARPETS F/COV.PILE CONS,M/MADE		2252		
570232 CARPET F/COV.P/LONS NOT TEXMAT		1096		233
570239 CARPETS ECT.AOT.MADE O/TEX MAT		1335		142
570241 CARPET ETC.P/CONS.WOOL WOV.M/M	29	5037	244	841
570242 CARPETS OTH.P/CONS.M/M/TEXT.	36902	199624	13035	264338
570249 CARPETS ETC.MADE OTH.TEX MATEL				147
570299 OTH CARPETS ETC.MADE O/TEX/MAT		222	1204	1780
570310 CARPET ETC WOOL/FINE ANIM HAIR		29		12
570320 CARPETS/TUFTED OF NYLON/POLYA	12504	159371	37641	292044
570330 CARPETS ETC.TUFT MAN/M TEX MAT	32155	293370	23377	361582
570390 CARPET/TUFT CARS/VEH O-TEX MAT	357	4185	81	2398
570410 TILES, < 0.3 SQM AREA.	744	7025		5050
570490 OTH CARPETS ETC.FELT N/TUFTED	52609	592916	21494	396442
570500 OTH CARPETS&OTH FLOOR COVERING	73	8249	1203	45099
580110 WOV.PILE FAB.CHENILLE FAB.WOOL		65		260
580122 CUT CORDUROY, OF COTTON	4416	38185	19502	81721
580123 OTH WEFT PILE FAB.OF COTTON.		395		133
580126 CHENILLE FABRICS, OF COTTON	241	18171		45206
580127 WARP PILE FABRICS OF COTTON		1994		3456
580131 UNCUT WEFT PILE FAB.M-MADE FIB				768
580133 OTH WEFT PILE FAB.M/MADE FIBRE				1382

Contd.

10.11 Imports by Economic Categoreis (Detail)

(In Thousand Rupees)

I T E M S	May, 2014	FROM JUL-2013	May,2013	FROM JUL-2012
580136 CHENILLE FAB. MAN-MADE FIBRES.		42692	3500	76073
580137 WARP PILE FABRICS OF COTTON	2292	11906		2597
580190 OTH PILE&CHENILLE FAB.TEX.MAT	4695	84354	214	53193
580211 TERRY TOWEL&S/WOVEN TEYFAB.UBL		55		
580219 OTH TERRY TOWEL/FABRICS,OF COT		722		1264
580220 TERRY TOWEL/FABRICS, TEX.MAT	3634	22226	537	53351
580230 OTH TUFTED TEXTILE FABRIC		423		
580300 GAUZE,OTHER THAN NARROW FABRIC				1686
580410 TULLES AND OTHER NET FABRICS		7848	71	29108
580421 LACE MACHINE MADE,M-MADE FIBRE	9844	25101		25149
580429 OTH,LACE MACHINE MADE,OTH MAT.	15734	91253	9487	143489
580430 LACE HAND MADE	376	16322	1972	7496
580500 H/ WOVEN,ND/WORK TAPSTRIES.				266
580610 WOV.PILE FAB.& CHENILLE FABRIC	808	6867		2840
580620 OTH WOV. FAB. ELASTOMERIC YARN	51952	408503	25442	422703
580631 OTH NARROW WOV FAB, OF COTTON.	67	9042	78	8370
580632 OTH NARROW WOV FAB,M/MADE FIB.	56399	376615	12511	214958
580639 OTH,NARROW WOV.FAB,TEX.MAT	46863	370920	21816	223838
580640 OTH FABRICS,WARP W/OUT WEFTASM		20591		158
580710 LABEL,BADGES ETC.TEXTMAT,N/EMB	100931	1075147	139241	949561
580790 OTH,LABELS,BADGES&ART.TEX/MAT	99750	1496986	144655	1348813
580810 BRAIDS IN THE PIECE		2163		10071
580890 OTH,ORNAMENTAL TRIM,TASSEL ETC	242	48381	5300	63134
580900 WOV FAB.OF METAL TAREAD/YARN.	788	977		1487
581010 EMBROIDERY W/OUT VISIBLE GROND		258		524
581091 OTHER EMBROIDERY,OF COTTON		2161		71
581092 OTH EMBROIDERY,M-MADE FIBRES		276	151	570
590190 OTH TRACING CLOTH,BUCKRAM ETC.	50567	276896	27351	239356
590210 TYRE CORD FAB HIT.YARN NYLPLMD	106053	1383654	91857	958147
590220 TYRE CORD FAB H/T YARN POLYSTR	32435	263325	5079	120709
590390 OTH,TEX FAB IMP,LAM, PLASTIC.	61366	649410	60128	710739
590410 LINOLEUM				8224
590800 TEX WICKS,WOVEN,LAMP,LIGHTERS		2861	1227	9190
590900 TEX HOUSE PIPING/TEX TUBING.	15812	66635	4165	61391
591190 OTH, TEX PRODUCTS/ ARTICLES,	7706	242586	18631	190163
600110 LONG PILE, FABRICS	3711	65601	2037	15169
600121 LOOPED PILE FABRICS,COTTON		966	92	22117
600122 LOOPED PILE FAB,MAN-MADE FIBRE	8506	30461	1052	43132
600129 LOOPED PILE FAB,OTH TEX MAT.	15117	225751	31992	338268
600191 OTH PILE FAB,KNIT/CROCH,OF COT	4404	4910	6687	20928
600192 OTH PILE FAB,KNIT/CROCH,M-MADE	132308	2262945	184050	1217833
600199 OTH PILE FAB,KNIT/CROCH,O/TXTM	11512	31180	2160	121947
600240 KNIT CROCH FAB<30CM,ELASTOME5%		6404		2694
600290 OTH,KNIT/CROC FAB<30CM,ELAST5%	1018	13512	276	4543
600310 KNIT/CRO FAB WOL/HAIR WD!>30CM		117		720
600330 KNIT/CRO SYN-FIBRE WD !>30CM				14439
600340 KNIT/CRO ART-FIBRE WD !>30CM		86		223
600390 OTH KNIT/CRO FAB WD !>30CM	315	3870		16703
600410 KNIT/CRO FAB WD>30CM ELASTYR5%	9397	106013	5521	87805
600490 OTH KNIT/CRO FAB WD>30CM ELAST	4030	27685	3501	25080
600522 WRAP KNIT FAB OF COTTON DYED	190	7934		1803
600523 WRAP KNIT FAB OF DIFFCLUR YRN		731		
600531 WRAP KNIT FAB SYN.FIB UNBL/BLE	791	129400	65507	194088
600532 WRAP KNIT FAB SYN.FIBRE DYED	33349	318193	24365	210697
600533 WRAP KNIT FAB SYN.FIB DIF COLO	1370	14996	2460	20106
600542 WRAP KNIT FAB ART FIB DYED		9617		12659
600590 WRAP KNIT FAB O/TH H-6001-6004	18392	35678	31	6965
600610 OTH KNIT/CRO FAB OF WOOL/HAIR			30	2287
600621 OTH KNIT/CRO FAB COT UNBLE/BLE		1138		
600622 OTH KNIT/CRO FAB COTTON DYED		1992		20718
600624 OTH KNIT/CRO FAB COTON PRINTED		152		
600632 OTH KNIT/CRO FAB SYN.FIB DYED	226946	1280868	60901	225573

Contd.

10.11 Imports by Economic Categoreis (Detail)

(In Thousand Rupees)

I T E M S	May, 2014	FROM JUL-2013	May,2013	FROM JUL-2012
600633 OTH KNIT/CRO FAB SYN.FIB COLOR	1668	7524	15245	17427
600634 OTH KNIT/CRO FAB SYN.FIB PRINT	36822	99547	16971	50560
600642 OTH KNIT/CRO FAB ART FIB DYED		6738		2256
600644 OTH KNIT/CRO FAB ART FIB PRINT	656	3890		4093
600690 OTH KNITTED CROACHED FABRICS	3380	203856	13956	330399
610120 MEN/BOYS OVERCOAT/SIM ARTICLE	88	362	15	1986
610130 MEN/BOYS WIND JACKET/SIM ART.		1297	173	526
610190 OVERCOAT ETC.MEN OTH TEX KNIT.	11458	31972	613	15659
610210 APPAREL/CLOTH/ACCESSORIES,WOOL		44		736
610220 APPAREL/CLOTH ACCES,OF COTTON,	39	182		4
610230 APPAREL/CLOTH ACCES,M-MADE FIB				1526
610290 APPAREL/CLOTH OF TEX MATEL,	3277	6906	193	3463
610310 SUITS MEN'S/ BOYS KNITTED/CROC	54	18764	353	12118
610322 MEN/BOYS,ENSEMBLE,COTTON,KN/CR		1265		736
610329 MEN/BOYS,ENSEMBLE OTH TEX MAT,	262	1740		2552
610332 JACKET/BLAZER MEN/BOY COT/KNIY		577		40
610333 JACKET/BLAZER MEN/BOYS SYN FIB		4240	19	61
610339 JACKET/BLAZER MEN/BOYS OTH TEX	2	8100		6790
610342 TROUSERS,ETC.MEN/BOYS COT/KNIT	4	1946	1503	7754
610343 TROUSERS, ETC.MEN/BOYS SYN FIB		37		1988
610349 TROUSERS,ETC.MEN/BOYS TEX MAT	2296	8301	635	9662
610419 WOMEN/GIRLS,SUITS OTH TEX MAT	98	4388		765
610422 WOMEN/GIRLS,ENSUMBLE,COTT/KNIT	451	638		15
610423 ENSEMBLES W/GRIL SYN KNIT/CROC		259		452
610429 WOMEN/GIRLS ENSEMBLE,TEX MAT		46	35	788
610431 JACKETS/BLAZER W/GIRL WOL K/CR		313		101
610432 JACKET/BLAZER W/GIRL COT KN/CR		1476		151
610433 JACKE/BLAZER W/GIRL SYN KN/CR		105		117
610439 JACKE/BLAZ W/GIRL OTH TEX K/CR		2279		1425
610442 DRESSES W/GIRL COTTON KNIT/CRO	60	3708	1042	8540
610443 DRESSES W/GIRL SYN FIB KNIT/CR			38	4927
610444 DRESSES W/GIRL ARTFIB KNIT/CR		143	95	262
610449 DRES W/GIRL OTH TEX MAT KNT/CR	23	765		1159
610451 SKIRTS/D-S W/GIRL WOOL/HAIR KN		38		
610452 SKIRTS/D-S W/GIRL COT KNIT/CRO		124		360
610453 SKIRTS/D-S W/GIRL SYN KNIT/CRO		123		100
610459 SKIRTS/D-S W/GIRL OTH TEX K/CR	10	193	24	1270
610462 TROUSERS ETC OF COTTON KNI/CRO	36	2484	1435	10732
610463 TROUSES ETC OF SYN FIB KNITED	4635	4809		
610469 TROUSERS ETC OF OTH TEX MAT KN	523	6746	620	4022
610510 MEN/BOYS SHIRTS COTTON KNI/CRO	6528	45502	5357	31586
610520 MEN/BOYS SHIRTS M-MAD FIB K/CR	1789	9833	1278	9349
610590 MEN/BOYS SHIRTS O/TEXTILE K/CR	18871	156546	6211	60021
610610 W/GIRL SHIR/BLOUSES COT KN/CRO	605	20152	1791	16617
610620 W/GIRL SHIR/BLO M/MADE FIB K/C	1504	9459	765	2406
610690 W/GIRL SHIR/BLOU OTH TEXMATK/C	42	10446	1245	5577
610711 UNDERPANTS ETC M/BOY COT KN/CR	533	12478	1583	7868
610712 UNDERPANT ETC M/BOYS M/MAD FIB		129		421
610719 UNDERPANT ETC M/BOYS OTH T/MAT	148	3097	406	5836
610721 NIGHTSHIRTS&PYJAMAS OF COTTON	583	9048	487	3523
610722 NIGHTSHIRTS&PYJAMAS M/MADE FIB		697		13
610729 NIGHTSHIRT/PYJAMAS OTH TEX MAT		911	12	385
610791 BATHROBES ETC OF COTTON M/BOYS		158		4
610799 BATHROBE ETC OF OTH TEX KN/CRO	478	850		3394
610811 WO/GIRL SLIP,PETTICOAT KNIT/CR	116	2059		
610819 SLIP PETTICOAT OTH TEX MATERIA		1546		167
610821 W/GIRL BRIE/PANTIES COT KN/CR	382	3006	44	3166
610822 W/GIRL BRIEF/PANTIES M/MAD FIB		1357		2333
610829 W/GIRL BRIEF/PANTIES OTH T/MAT	1323	2880		36
610831 W/GIRL N-DRES/PAJAMA COT KN/CR		2507		1706
610832 W/GIRL N-DRESS/PAYJAMS M/M FIB	273	316		582
610839 W/GIRL N-DRESS/PAJAMAS TEX MAT		1436	124	1367

Contd.

10.11 Imports by Economic Categoreis (Detail)

(In Thousand Rupees)

I T E M S	May, 2014	FROM JUL-2013	May,2013	FROM JUL-2012
610891 BATHROBE W/GRL COTTON KNIT/CRO		195	77	187
610892 BATHROBE W/GRL MAN-MADE KN/CRO	108	438		2910
610899 BATHROBE W/GRL OTH TEX KNI/CRO		707		286
610910 T-SHIRT,SINGLETS,VEST COT K/CR	48000	209910	10651	197981
610990 T/SHIRT,OTH TXT KN/CR	20975	236762	16574	384268
611011 JERSEY,PULOVER,CARDIGAN,WOLLEN		10900		1796
611019 OTH JERSEY PULOVER ETC.WOOLEN		6593		9291
611020 JERSEY, PULOVER ETC.OF COT K/C	149	37674	498	10615
611030 JERSEY, PULOVER M/MADE FIB K/C	1036	188969	3327	84124
611090 JERSEY,ETC. OTH TEXT. MATERIAL	18336	228371	6187	164600
611120 BABY GARMENT OF COTTON KNIT/CR	5680	64569	6977	60491
611130 BABY GARMENT OF SYN FIB KNI/CR	2639	41217	4443	26873
611190 BABY GARMENT OF OTH TEX KNI/CR	48309	439792	32320	303970
611211 TRACK SUITS COTTON KNIT/CROCH	15	34		10
611212 TRACK SUITS SYB FIB KNIT/CROCH		585		84
611219 TRACK SUITS OTH TEX MAT KNI/CR	140	1590		2133
611231 MEN/BOYS SWIMWEAR SYN FIB K/CR		378		
611239 MEN/BOYS SWIMWEAR OTH TEX K/CR	17	629		2734
611241 WOM/GIRL SWIMWEAR SYN FIB K/CR	67	603	137	1495
611249 WOM/GIRL SWIMWEAR OTH TEX K/CR		665		651
611300 GARMENT MADE UP KNIT/CROCH FAB	332	1290		1285
611420 OTH GARMENT COTTON KNIT/CROCH	37	4560	442	7061
611430 OTH GARMENT MAN-MADE FIB KN/CR		1655		938
611490 OTH GARMENT,OTH TEX MAT KN/CRO	2610	43461	4527	36952
611510 GRADUATE COMPRESS HOSIERY	5572	80498	2769	82289
611521 OTHER PANTY HOSE AND TIGHTS	126	7615	43	308
611522 O-PANTY HOSE&TIGHTS S-FIB>67DX		39	1	34
611529 O-PANTY HOSE OTH-TEXTILE MATE	1721	17867	504	1370
611530 OTH-W-MEN FULL/KNEE LENG HOSIE	420	32086	957	96987
611594 OTH HOSIERY WOOL/FINE ANI HAIR		1875		2
611595 OTH HOSIERY OF COTTON	359	26941	1225	9581
611596 OTH HOSIERY OF SYNTHETIC FIBRE		570		786
611599 OTH HOSIERY OF OTH TEX MATERIL	531	7934	2806	12497
611610 GLOV,MITTEN,ETC PCAS/RUBER K/C	6604	81685	5618	39917
611691 GLOVE,MITTN,MIT KN/CR WOL/HAIR		98		302
611692 GLOVE,MITTENS ETC KN/CROC COTT	43	848	598	2778
611693 GLOVE,MITTENS ETC KNIT SYN FIB	50395	341474	22161	248198
611699 GLOVE,MITTENS ETC KNIT TEX MAT	11696	55959	1262	32410
611710 SHAWL,SCARVE,MUFFLER,VEILS ETC	7642	49881	4395	47759
611780 OTH MADE UP CLOTHING ACCESRIES	1695	8618	164	6894
611790 PARTS OF GARMENT OR CLOTH ACSS	468	14062	6429	38558
620111 MEN/BOYS OVERCOAT WOOL NOTKNIT		559		3413
620112 MEN/BOYS OVERCOAT COT NOT KN/C	75	1591	78	14392
620113 OVERCOAT MAN-MADE FIB NOT KNIT		552		483
620119 OVERCOAT SIM ART OTH TEX MATER	495	41808	1843	17012
620191 OTH OUTER GARMENT WOOL MEN/BOY		30		1806
620192 OTH OUTER GARMENT COT MEN/BOYS	68	4871		170
620193 OTH OUTER GAR M/MADE FIB M/BOY		32181	340	4947
620199 OTH OUTER GAR OTH TEX MAT M/BY	30	8398	1282	8432
620211 OVERCOAT ETC W/GRL WOOL N/KNIT				170
620212 OVERCOAT ETC W/GRL COT N/KNIT		589		548
620213 OVERCOAT ETC W/GRL M/MAD N/KNT		1191		324
620219 OVERCOAT ETC W/GRL O/TEX N/KNT	121	2710		7039
620291 SKI/JACKET W/GRL WOOL NOT KNIT		47	12	256
620292 SKI/JACKET W/GRL COT NOT KNIT		630		1396
620293 SKI/JACKET W/GRL M/MADE N/KNIT		796		2259
620299 SKI/JACKET W/GRL TEX MAT N/KNT	157	4323	586	1832
620311 SUIT MEN/BOYS OF WOOD NOT KNIT	394	3119		661
620312 SUIT MEN/BOYS SYN FIB NOT KNIT	52	78		217
620319 SUIT MEN/BOYS TEX MAT NOT KNIT	4946	119010	4688	246461
620322 ENSEMBLE MEN/BOY COT NOT KNIT	259	11506	490	1816
620323 ENSEMBLE MEN/BOY SYN FIB N/KNT		424		203

Contd.

10.11 Imports by Economic Categoreis (Detail)

(In Thousand Rupees)

I T E M S	May, 2014	FROM JUL-2013	May,2013	FROM JUL-2012
620329 ENSEMBLE MEN/BOY OTH TEX N/KNT	102	14771		28737
620331 JACKET ETC MEN/BOY WOOL N/KNIT				2668
620332 JACKET ETC MEN/BOY COT N/KNIT	3080	7073	678	16495
620333 JACKET ETC MEN/BOY SYN FIB N/K	392	7742	796	9686
620339 JACKET ETC MEN/BOY OTH TEX N/K	7049	142695	5162	167469
620341 TROUSER,BIB,BRES ETC WOL M/BOY	218	32015	525	22184
620342 OTH TROU BIB M/BOY COTT N/KNIT	12953	109902	5438	77278
620343 OTH TROU BIB M/BOY SYN N/KNIT	710	10127	1114	3509
620349 OTH TROU BIB M/BOY TEXT N/KNIT	45382	373910	37092	313402
620411 SUIT WOMEN/GRL OF WOOL N/KNT		19		93
620412 SUIT WOMEN/GRL OF COT N/KNIT	152	825		3463
620413 SUIT WOMEN/GRL OF SYN N/K				390
620419 SUIT WOMEN/GRL OF TEX MAT N/K	522	3801	956	13865
620421 ENSEMBLE WOMEN OF WOOL N/KNIT	83	83		
620422 ENSEMBLE WOMEN OF COT N/KNIT				208
620429 ENSEMBLE WOMEN OF TEX FIB N/K		365		1665
620431 JACKET W/GRL OF WOOL NOT/KNIT		13		
620432 JACKET W/GRL OF COT N/KNIT		562		763
620433 JACKET W/GRL OF SYN FIB N/KNIT	118	35451	1216	5673
620439 JACKET W/GRL OF TEX MAT N/KNIT		10797	8	2393
620441 DRESSES W/GRL WOOL NOT KNITTED				888
620442 DRESSES W/GRL COTTON NOT KNIT	4550	23542	163	7526
620443 DRESSES W/GRL SYN FIB NOT KNIT		5379	558	3411
620444 DRESSES W/GRL ART FIB NOT KNIT		633		890
620449 DRESSES W/GRL TEX FIB NOT KNIT		3122	124	2102
620452 SKIRTS W/GRL COTTON NOT KNIT	77	2761	65	436
620453 SKIRTS W/GRL SYN FIB NOT KNIT		131		146
620459 SKIRTS W/GRL TEX FIB NOT/KN/CR	24	488	73	1350
620461 TROUSER W/GRL WOOL NOT KNIT/CR		604		31
620462 TROUSER W/GRL COTTON NOT KNIT	1299	26941	165	24051
620463 TROUSER W/GRL SYN FIB NOT KNIT		207	232	547
620469 TROUSER W/GRL TEX MAT NOT KNIT	6121	26008	1681	23986
620520 SHIRTS MEN/BOYS OF COT N/KNIT	7856	51540	1719	38445
620530 SHIRTS MEN/BOYS OF M/MAD N/KNT		8082	532	4886
620590 SHIRTS MEN/BOYS OF TEX MAT N/K	1832	35536	951	18855
620610 BLOUSES W/GRL SILK NOT KNITTED		298	16	143
620620 BLOUSES W/GRL WOOL NOT KNITTED		68		
620630 BLOUSES W/GRL COT NOT KNITTED	1433	13941	299	5069
620640 BLOUSES W/GRL M/MADE NOT KNIT	228	2527	60	7187
620690 BLOUSES W/GRL TEX MAT NOT KNIT	400	8396	548	6944
620711 UNEDERPANT ETC MEN/BOY COTTON	95	6768	106	1457
620719 UNDERPANTS ETC MEN TEX MAT NK		3829	419	1553
620721 NIGHTSHIRT/PYJAMA MEN COT N/K	490	1015		
620722 NIGHTSHIRT/PYJAMA MEN M/MAD NK				65
620729 NIGHTSHIRT/PYJAMA MEN T/MAT NK	257	20651	226	1680
620791 BATHROB ETC MEN COTTON N/KNIT		49		36
620799 BATHROB ETC MEN TEX MAT N/KNIT		2298	1358	9543
620811 SLIPS/PETTICOAT W/GRL COT N/NK		19	8	8
620819 SLIPS/PETTICOAT W/GRL T/MAT NK		870		642
620821 NIGHTDRESS/PYJAMA WOMEN COT NK			181	655
620822 NIGHTDRESS/PYJAMA WOMEN M/M NK		745	120	278
620829 NIGHTDRESS/PYJAMA WOMEN T/M NK	4055	14022	2252	10559
620891 BATHROB ETC W/GRL COTTON N/NK	29	811		55
620892 BATHROB ETC W/GRL M/MAD FIB NK		146		249
620899 BATHROB ETC W/GRL TEX MAT N/NK	463	6023	165	4704
620920 BABIES GARMENT ETC COT N/KNIT	64	7192	2	1431
620930 BABIE GAR&CLOTH SYN FIB N/KNIT		684	60	727
620990 BABIE GAR&CLOTH TEX MAT N/KNIT	76334	487789	45586	345695
621010 GAR MADE UP FAB H-56.02/56.03	293	4361	4	2796
621020 OTH GAR MEN/BOY H-6201-11,19		2495		1413
621030 OTH GAR WOM/GRL 6202.11 TO 19				1062
621040 OTH MEN/BOYS MADE UP FAB	69	2790	1265	7914

Contd.

10.11 Imports by Economic Categoreis (Detail)

(In Thousand Rupees)

I T E M S	May, 2014	FROM JUL-2013	May,2013	FROM JUL-2012
621050 OTH MEN WOMEN/GIRL FAB N/KNIT		2601		475
621111 SWIMWEAR MEN/BOYS NOT KNITTED	287	1074	452	945
621112 SWIMWEAR WOM/GIRL NOT KNITTED	301	1080	169	250
621120 SKI SUITS NOT KNIT/CROCHETED		47		
621132 OTH GAR MEN/BOYS OF COTTON		4751	345	2712
621133 OTH GAR MEN/BOYS OF M/MADE FIB	99	3512	1141	10605
621139 OTH GAR MEN/BOYS OF TEX MATERI	30	70761	213	4764
621142 OTH GAR WOM/GIRL OF COTTON		227	18	105
621143 OTH GAR WOM/GIRL OF M/MADE FIB		2155		210
621149 OTH GAR WOM/GIRL OF TEX MATERI	2667	5611	357	2350
621210 BRASSIERES	43988	237028	13707	202044
621220 GIRDLES AND PANTY-GIRDLES	3080	12371	539	2103
621290 BRACES,SUSPENDERS,GARTER&PARTS	1631	44776	5825	40588
621320 HANDKERCHIEFS OF COTTON	2444	15048	263	26044
621390 HANDKERCHIEFS OF OTH TEX MAT	14168	31988	1655	22908
621410 SHAWLS,SCARVES ETC & LIKE SILK		42		13
621420 SHAWLS,SCARVES ETC & LIKE WOOL		1642		9134
621430 SHAWL,SCARVE ETC&LIKE SYN FIB	2956	14001		432
621440 SHAWL,SCARVE ETC&LIKE ART MAT		8960		1170
621490 SHAWLS OF OTH TEX MATERIALS	12163	69095	4656	67323
621510 TIES,BOW TIES&CRAVATS OF SILK	126	10491	1778	6583
621520 TIES,BOW TIES&CRAVATS M/M FIB	273	2923	1448	4709
621590 TIES,BOW TIES&CRAVATS TEX MAT	645	8756	214	9544
621600 GLOVES, MITTENS AND MITTS.	2450	33598	11275	81018
621710 MADE UP CLOTHING ACCESSORIES	20429	149068	16061	124790
630110 ELECTRIC BLANKETS		2930	46	93
630120 BLANKET/TRAVEL RUGS OF WOOL/H	51	2633	200	909
630130 BLANKET/TRAVEL RUGS OF COTTON		1859	97	1451
630140 BLANKET/TRAVEL RUGS OF SYN FIB	126031	2255338	82096	1830400
630190 BLANKET/TRAVEL RUGS OF TEX MAT	9549	118157	789	35060
630210 BED LINEN,KNITTED/CROCHETED	9078	85327	6115	56142
630221 OTH BED LINEN,PRINTED,N/KNIT		9345		4
630222 OTH BED LINEN,PRINTED M/MADE		621	42	467
630229 OTH BED LINEN,PRINTED MILL-MAD	419	1826		1541
630231 OTH BED LINEN COTTON N/KNIT/CR	11	7938	103	3293
630232 OTH BED LINEN OF MAN-MADE FIB		157		1015
630239 BED LINEN OTH TEX MAT NOT KNIT	6764	86377	647	100411
630240 TABLE LINEN KNITTED/CROCHETED	13	253	68	77
630251 TABLE LINEN OF COTTON KNITTED		1654		72
630253 TABLE LINEN OF MAN-MADE FIBRES		107		
630259 TABLE LINEN OF OTH TEX MATERIA	25	852	421	530
630260 TOILET & KITCHEN LINEN COTTON	261	5938	209	14770
630291 OTH TOILET/KITCHEN LINEN COTTN		355		68
630293 TOILET/KITCHEN LINEN M/MAD FIB		485	176	369
630299 TOILET/KITCHEN LINEN TEX MAT	24	922	50	472
630312 CURTAINS/BLINDS/VALANCE SYNFIB		7886	70	6045
630319 CURTAINS/BLINDS/VALANCE TEXMAT	205	1660	573	15264
630391 OTH CURTAN,BLIND,VALANC OF COT	18	2657		570
630392 OTH CURTAINS/VALANCE OF SYNFIB	4422	30501	137	11184
630399 OTH CURTAINS/VALANCE OF TEXMAT	151	4141	508	6644
630411 BED-SPREADS KNITTED/CROCHETED		4549	123	2826
630419 BED-SPREADS, OTHERS	111	68569	70	2479
630491 OTH FURNISHING ARTICLES KNITED	2695	27159	1245	13585
630492 OTH FURNISHING ARTICLE COT KNT	2371	2395		203
630493 OTH FURNISHING ARTICLE SYN FIB	302	2018		846
630499 OTH FURNISHING ARTICLES TEXMAT		14880		952
630510 SACK/BAGS OF JUTE OTH TEX FIB		6324		5343
630520 SACKS AND BAGS OF COTTON		166		207
630532 SACK/BAGS MAN-MADE TEX MATERIL	6726	344374	9048	174942
630533 SACK/BAGS OF POLYETHYLENE/PROP	28540	184258	17486	210053
630539 OTH SACK/BAGS MAN-MADE TEX MAT	12721	193257	10604	131324
630590 SACKS/BAGS OTH TEX MATERIAL	90	19158	197	48635

Contd.

10.11 Imports by Economic Categoreis (Detail)

(In Thousand Rupees)

I T E M S	May, 2014	FROM JUL-2013	May,2013	FROM JUL-2012
630612 TARPAULINS,AWNINGS ETC SYN FIB	1560	132773	43358	278266
630619 TARPAULINS,AWNINGS OF TEX MAT	5320	9773	2167	32447
630622 TENTS OF SYNTHETIC FIBRES		33636	7617	41658
630629 TENTS OF OTH TEX MATERIAL	593	31252	693	14502
630630 SAILS OF OTH TEXTILE MATERIAL	20	76		
630640 PNEUMATIC MATTRESSES OTH TEX-M				10
630690 OTH CAMPING GOODS OTH TEX NAT		1706	43	456
630710 FLOOR/DISH/CLEANING CLOTH ETC	1711	19187	1924	21465
630720 LIFE-JACKETS AND LIFE-BELTS	1638	15385	272	18286
630790 OTH MADE UP ARTICLE DRESS PTN	21773	208355	21472	203897
631090 USED&NEW RAGS,SCRAP ETC TEXMAT	3268	36673	14593	131051
640110 FOOTWEAR INCORPORATPROTE M-TOE	42	3898	29	2985
640192 OTH FOOTWEAR COVERING ANKLE				133
640199 OTH FOOTWEAR NES UPPER NOT FXD	1973	4742	7	5886
640212 SPORTS FOOTWEAR,SKI-BOOT ETC		144		107
640219 OTH SPORTS F-WEAR SOLES RUB/PL	22105	60777	9171	43019
640220 F-WEAR WITH UPPER STRAP ASSEMB	6529	10155	1047	45488
640299 OTH F/WEAR SOLE/UPPER RUB/PLAS	24046	183936	10525	1227372
640312 SPORTS FOOTWEAR SKI/SNOWBOARD			15	59
640319 OTHER; SPORTS FOOTWEAR	36826	611289	19843	596653
640320 FOOTWEAR OUTER SOLE OF LEATHER	4371	82765	5179	180575
640340 OTH FOOTWEAR WITH METLTOE CAP	4142	30581	4321	41046
640351 OTH FOOTWEAR SOLE COV ANKLE		493		131
640359 OTH FOOTWEAR OUTERSOLE LEATHE		4995	249	7596
640391 OTH F-WEAR OUTERSOLE COMP LEA		17519		5825
640399 OTH F-WEAR O/S RUB, PLAS, LEA	113731	1046455	188823	1211353
640411 SPORTS FOOTWAR SHOES RUB/PLAS	45030	404467	60992	597228
640419 OTH FOOTWEAR OUTER SOLE RUB/PL	150747	1452941	100511	1425322
640420 FOOTWEAR OUTERSOLE COMP LEATHR	3104	20695	7906	40560
640510 FOOTWEAR UPPER/COMP LEATHER	201758	2042834	193060	1189596
640520 FOOTWEARS UPPER TEX MATERIAL	5135	58955	16989	90277
650200 HAT-SHAPE,PLAITE LINED N/TRIM		111		
650400 HATS&OTH HEADGEAR PLAITED		31647	43	1724
650500 OTH HATS AND HEADGEAR KNITTED	1149	11133	318	6048
650610 SAFETY HEADGEAR	11385	190162	9351	140062
650691 OTH HEADGEAR RUBBER/PLASTICS	597	1567	69	2732
650699 OTH HEADGEAR OF OTH MATIRIALS	667	24713	61	21360
650700 HEADBAND LINING COVERHAT FOUN	876	5853	402	4483
660110 GARDEN OR SIMILAR UMBRELLAS	1381	26130	507	7167
660191 OTH UMB WITH TELESCOPIC SHAFT		101		387
660199 OTH UMBRELA/SUN UMBRELLAS	5842	51056	4367	41778
660200 WALKING STICKS SEAT STICKS	378	2695		670
660320 UMBRELLA FRAMES INCL F/MOUNTED		2333		41
660390 OTH PATS/FITTING UMBRELLAS	23	241		
670100 SKINS AND OTH PARTS OF BIRDS				90
670210 ARTICLE MADE ARTIFICIAL FLOWER	1727	21128	5700	27411
670290 ARTIFICIAL FLOWER,FOLIAG O/MAT	21960	119727	8314	82931
670300 HUMAN HAIR DRESSED THINNED BLE	42	191	57	58
670411 COMPLETE WIG OF SYN.TEXT MAT.		395	9	201
670419 OTH BEARD, EYE BROW SYN.TEX MA	952	1824	54	1118
670420 WIGS,BEARDS OF HUMAN HAIR		19		267
691090 OTH CERAMIC SINKS WASHBASIN PE	4946	10627	1158	7003
691110 TABLEWARE & KITCHENWARE	100939	1037724	68875	837601
691190 OTH HOUSEHOLD ARTICLES OF PORN	17703	180285	6927	116343
691200 CERAMIC TABLEWEAR KITCHENWEAR	2004	24209	1631	13371
691310 STATUT ORNAMENT PORCELAIN CHI		269	151	1393
700992 FRAMED GLASS MIRRORS	5061	64303	4499	56898
701010 AMPOULES	13482	228963	19522	182418
701020 STOPPERS,LIDS AND OTH CLOSURES	2428	22347		5499
701190 OTHER, GLASS ENVELOPES	138	1115	270	928
701310 INDOOR D?COR OF GLASS CERAMICS	12007	70742	6171	67726
701322 STEMWARE DRIN GLA LEAD CRYSTAL		4		58

Contd.

10.11 Imports by Economic Categoreis (Detail)

(In Thousand Rupees)

I T E M S	May, 2014	FROM JUL-2013	May,2013	FROM JUL-2012
701328 OTH STEMWARE DRINKING GLASS	1171	9013	661	4559
701333 O-DRINKING GLASS LEAD CRYSTAL				2026
701337 OTH DRINKING GLASS O/T GL-CEMI	2454	37427	360	20943
701341 G-WARE TABLE,KICH LEAD CRYSTAL		148		
701342 G-WARE LINEAR C-EXPENSION-5x10		205		1776
701349 O-GL-WARE L-C-EX=5x10 T,0-300C	32336	424915	40402	422610
701391 OTH GLASS-WARE OF LEAD CRYSTAL	34	787		836
701590 OTH CLOCK/WATCH/NON-CORRETVE		1223	132	1457
701690 OTH PAVING BLOCKS/SLABS/BRICKS	34	9532	52	8340
701710 LAB HYG/PHAR GL-WARE W/N GRADU	6115	38671	3743	47169
701720 LAB HYG/PHAR GLASSWARE L/C=10K	117	3240	316	4597
701790 OTH LAB GLASSWARE ETC N.S.	5652	75257	2924	55202
701810 GLASS BEADS, S/PERAL/PRE-STON	70498	395465	33567	273855
701820 GLASS MICROSPHERRES=1MM DIA	5086	66177	2092	34852
701939 OTH WEBS,MATTRESSES,BOARD ETC	80716	572331	41376	488205
701940 WOVEN FABRICS OF ROVINGS	2200	20797	2308	19524
701951 OTH WOVEN FABRICS WIDTH=30 CM	1192	8750	681	4562
701952 OTH WOV FAB WID<30CM WT<250G/M		146		
701990 OTH ARTICLES OF GLASS FIBRES.	22411	201692	19600	181745
711299 OTH WASTE/SCRAP PRECIOUS METAL				39
711311 ARTICLE OF JEWELLERY OF SILVER		2943	2144	2516
711319 ART OF JEWEL OF OTH PRE METAL		3061990	34558	737413
711320 ART(JEWELRY)BASE MTL-CLD P-MTL		440		114
711411 ART OF SILVER WARES W/N PLATED		166736	28666	48105
711419 ART OF PRE METALS W/N PLAT		92		127
711420 OTH WARES/PARTS OF BASE METALS		56		197
711510 CATALYST INFORM WIRE/GRIL PLAT	117	62880	83	128143
711590 OTH ART PREMET/MET CLAD P/MTL		12423	96	58898
711610 ART NATURAL/CULTURED PEARLS		24		
711620 ART PRECIOUS/SEMI-PRE STONES	8	345		37
711711 CUFF-LINKS/STUDS-BASE METAL	123	7837	147	3791
711719 OTH IMITATION JEWELLERY B/METL	10809	124730	8745	62905
711790 OTH IMITATION JEWEL B/METL,N.S	60509	508597	53462	282484
731829 OTH COACH SCREW,BOLTS,NUT I/S	14516	209338	16082	185456
731940 SAFETY PINS & OTHER PINS	604	11324	1636	20117
732090 OTHER,SPRING OF IRON AND STEEL	26690	290589	21652	265988
732111 COOKING APPLI&PLATE WARMER GAS	17073	128915	3199	88788
732112 COOK APPLI/PLAT WARMER LIQ FUL		119		
732119 O-COKING APPLI INCL SOLID FUEL	756	20918	902	5973
732181 OTH APPLI FOR GAS & OTH FUELS		8167		15435
732182 OTH APPLI FOR LIQUID FUEL		4155		1566
732189 OTH APPL INCL APPLI SOLID FUEL	47	1057		505
732290 OTH AIR HEATER&HOT AIR DUSTRBU	31560	322557	274	153520
732310 IRON/STEEL WOOL,POT SCROEL ETC	22583	184937	12257	134362
732391 OTH BUCKETS OF CAST IRON ENAMA	203	563	17	231
732392 OTH H-HOLD ART CAST\IRON ENAMA	29	2166		3174
732393 OTH DOMESTIC UTEMSILS STA-STEL	4849	26131	1558	12818
732394 OTH DOMESTIC UTENSIL IRON/STEL	22332	149559	8344	104167
732399 OTH H-HOLD ARTCL, PART THEREOF	47949	405462	36562	311864
732410 SINK&WASH BASIN STAINLESS STEL	12545	34188	339	14500
732421 BATH TUBS CAST\IRON W/N ENAMEL		491		3875
732429 OTH BATH,SINK,W-BASIN ENA IRON	6522	49430	4417	34591
741539 OTH THREAD ARTICLES OF COPPER	9535	68099	1628	50994
741810 TABLE,KITCH/OTH HOUSEHOLD ARTI		46		24
741820 OTH SANITARY WARE,PARTS COPPER	91	598	48	17933
741910 CHAIN,PARTS THEREOF OF COPPER	2294	3191		917
741991 CAST,MOULDED,STAM,FORGED,COPPE		1352		189
750720 TUBE OR PIPE FITTING NICKEL		11614		9327
750810 CLOTH,GRIL NETING OF NICK WIRE		2551		
761490 OTH STRAN WIR,ROP,CABL,PL ALUM	6356	894066	6839	565686
761510 TABLE,KITCH,POT POLISHPAD ALUM	7123	65531	2129	45588
761520 SANITARY WARE&PATS OFALUMINIU	496	1113	294	9316

Contd.

10.11 Imports by Economic Categoreis (Detail)

(In Thousand Rupees)

I T E M S	May, 2014	FROM JUL-2013	May,2013	FROM JUL-2012
761610 NAILS,BOLT,NUT,SCREW ETC ALUMI	868	7343	737	7743
761691 CLOTH,GRIL,FENCING OF ALUM WIR	1646	7592	1152	8801
780420 LEAD, POWDERS AND FLAKES		274		25
790500 ZINC PLAT SHEET, STRIP & FOIL			316	316
800300 TIN BAR, ROD, PROFILE AND WIRE	151	377		2257
810194 OTH UN-WROUGHT TUNGSTEN,BAR RD	158	383		252
810295 OTH MOLYBEDNUM BAR,ROD,SINTER		1224		30498
810430 RASPINGS,TUMINGS,ETC MAGNESIUM		124		
820900 PLATE STICK,TIPS TOOL CERMET	9405	84902	19046	105736
821000 HAND-OPERATE MECHANICAL APPL	341	10886	2933	10926
821110 SETS OF ASSORTED ARTICLES		2214		180
821191 TABLE KNIVES HAVING FIX BLADE.	135	9301	560	5625
821192 OTH KNIVES HAVE FIXED BLADES.	641	20263	730	13907
821193 KNIVE OTH THAN FIXE BLADES.	56	1169		2204
821194 BLADES	236	9020	386	18615
821195 HANDLES OF BASE METAL		179	52	492
821210 RAZORS	88165	893263	47019	681516
821220 SAFETY RAZOR BLADES,	18662	251543	301	47530
821290 OTHER PARTS	51	24822	558	3360
821300 SCISSORS,TAILORS,SHEARS BLADE	4118	20220	546	12494
821410 PAPER KNIVES,LETTER OPENER,ETC	16745	102041	4347	91014
821420 MANICURE OR PEDICURE SETS.	3470	30220	4931	21393
821490 OTH ARTICLES OF CUTLERY .	3264	15192	1178	18450
821510 SET OF ASORTED ARTICLE-PRECMTL		387	28	351
821520 OTH SETS OF ASSORTED ARTICLE.	605	16697	1317	8938
821591 OTH ARTICLE,NOT INSETS,PLATED	627	685		6
821599 OTHER ARTICLES	6632	40243	1680	25740
830110 PADLOCKS	64730	461762	17043	390002
830120 LOCKS FOR MOTOR VEHICLES.	5183	35029	2645	30427
830130 LOCKS FOR FURNITURE	49797	364465	31562	244989
830140 OTHER LOCKS	26977	264034	18320	241453
830150 CLASPS AND FRAMES WITH CLASPS.		932		4010
830160 PARTS OF LOCKS	454	14334	1780	26973
830170 KEYS PRESENTED SEPARATELY	378	26860	2257	24849
830210 HINGES	18187	161585	9057	123694
830220 CASTORS	5170	53238	3677	417699
830230 OTH MOUNTING,FITING MOT-VEHICL	367	2107	109	2604
830241 OTH MOUNTING,FITING BUILDING	1172	16055	615	8247
830242 OTH MOUNTING,FITING FURNITURES	46831	310471	26789	251027
830249 OTH FITINGS OF BASE METAL N.S.	18851	125056	7914	94294
830250 HAT-RACKS,HAT-PEGS,BRACKET&FIX	12098	41746	797	8468
830300 ARMOURED/REINFORCED SAF B-MTL.	3542	28051	1990	24007
830400 FILING CARD-INDEX CABINET/TRAY	605	8057	329	4160
830510 FITTING FOR LOOSE-LEAF BINDERS	47	9910	780	10321
830520 STAPLES IN STRIPS	13664	79128	3103	63654
830590 OTH, INCLUDING PARTS	1225	29699	512	18171
830610 BELLS,GONGS ETC.ELECTRIC METAL	332	4790	4540	9012
830629 OTH STATUETT OTH ORNAMENT	1745	11570	877	13670
830630 PHOTOGRAPH,PICTURE FRAME MIROR	204	2450	124	659
830710 FLEXIBLE TUBING OF IRON/STEEL	7885	185070	7527	91101
830790 FLEXIBLE TUBING OF BASE METAL	9317	157242	8319	91439
830810 HOOKS, EYES AND EYELETS	15341	277245	18467	153938
830820 TUBULAR OR BIFURCATED RIVET	69762	759981	78562	638102
830890 OTH ARTICLES B/METAL INC/PARTS	37576	325411	32030	245604
830910 CROWN CORKS OF BASE METAL		309	1417	2627
830990 OTH;SCREW CAPS POURING STOPERS	98000	594273	58056	470852
831000 SIGN-NAME PLATE,ETC.BASE METAL	2277	39734	928	20838
831110 COATED ELECTRODE OF BASE METAL	50951	764645	99419	676183
831120 CORED WIRE OF BASE METAL,	142	60628	1967	62154
831130 COATED RODS&CORED WIRE,B/METAL	6961	53003	1350	67580
851290 PARTS OF THE HEADING NO.85.12	136	11332	2634	18773
852290 OTH T/COM EQ/AC HD 85.19-85.21	1936	91639	6437	123578

Contd.

10.11 Imports by Economic Categoreis (Detail)

(In Thousand Rupees)

I T E M S	May, 2014	FROM JUL-2013	May,2013	FROM JUL-2012
852321 CARDS INCORPORTAING MAG STRIPE	8238	65582	6394	66729
852329 MAGNETIC DISCS	2720	39359	4037	49990
852341 OTHER OPTICAL MEDIA UNRECORDED	1389	122592	9367	94110
852349 OTHER OPTICAL MEDIA	221959	1018235	79855	1320031
852351 SOLID STATE NON-VOLATILE STORA	9136	108728	6039	282602
852352 SMART CARDS SEMICONDUC MEDIA	214918	2008031	119864	1420975
852359 PROXIMITY CARDS AND TAGS	43398	453398	29253	427891
870990 PARTS,H-NO.87.09 OF WORK TRUCK		7938		13108
871499 OTHER,PARTS AND ACCESSORIES	61257	338711	8993	92206
880390 OTH PARTS OF H-88.01 OR 88.02	625298	5352473	159144	4178119
902000 OTH BREATHING APP & GAS MASK,	9906	260588	2665	73576
902110 ORTHOPAEDIC/FRACTURE APPLIANCE	7134	212093	10988	88481
902121 ARTIFICIAL TEETH	46	201	85	775
902129 OTHER; DENTAL FITTINGS	73	14398	1389	13248
902131 ARTIFICAL JOINTS	16024	188615	28406	115146
902139 OTH ARTIFICAL PARTS OF BODY	108917	1639590	129819	1987625
902140 HEARING AIDS,EXCL PART/ACCESSO	1741	39806	612	26045
902150 PACEMAKER STIMULAT HEART MUSCL	14631	156317		163323
903300 PARTS& ACCE OF HEARING AIDS	13443	270815	95206	346338
910111 WRIST WATCH,ELE OPE,MECH DISPL		210		1433
910119 O-W-WATCH ELECTRICALY OPERATED	3649	36765	4124	26549
910129 O-W-WATCH,W/N INCO.STOP WATCH	606	700	784	3806
910191 OTH. POCKET-WATCH ELE OPERATED		12		
910199 O-WATCHES INCL STOP WATCHES		2995	358	4707
910211 W-WATCH,MACH DISPL O/TH H-9101	13	10624	16945	23226
910212 W-WATCH,OPTO ELECTRONIC DISPLY		78		34
910219 O-W-WATCH W/N INCOR STOP WATCH	9627	84322	10306	87588
910229 O-W-WATCH O/THAN H-9101	71758	1335410	59609	688327
910291 OTH, POCKET-WATCH ELE OPERATED	20	20		
910299 O-POCKET/STOP WATCH O/T H-9101	1902	15540		94211
910310 CLOCK WATCH MOVE ELECT OPERATD		245		190
910390 OTH,CLOCKS WATCH MOV EX.91.04	22	175	143	578
910400 INS PANEL CLOCK-AIR&SPACECRAFT		80		180
910511 ALARAM CLOCK,ELECTRICALLY OPE.	428	7685	1916	10177
910519 OTHER, ALARAM CLOCK	3760	25794	1998	15360
910521 WALL CLOCK,ELECTRICALLY OPERAT	1734	9898	1208	8371
910529 OTHER WALL CLOCKS	6109	23037	2933	12697
910591 OTH,CLOCK ELECTRICALLY OPERATD	1085	4923	34	584
910599 OTHER CLOCKS	10	13898	3639	13375
910610 TIME-REGISTER,TIME RECORDERS	7	7188	32	2502
910690 OTH,TIME OR DAY RECORDING APPA	2870	35967	2009	21591
910700 TIME SWITCHES WITH CLOCK/WATCH	4898	105110	11362	77250
910811 WATCH MOVE ELEC.OPE MACH DISPL	20	155	16	95
910812 WATCH OPTO-ELECTRONIC DISPLAY	1	1		
910819 OTH,WATCH MOVE ELECT.OPERATED		509	26	1229
910890 OTH,WATCH MOVE COMPLETE ASSEMB		3499		669
910910 ELE OPER.CLOCK MOVE COMP/ASSEM	502	654		259
910990 OTH CLOCK MOVEMENT COMP&ASSEMB	608	5402	352	3741
911011 COMP MOVE,UNASSEMBLED WATCH		5414		2235
911012 INCOM MOVE,ASSEMBLED OF WATCH		496		62
911019 ROUGH MOVEMENTS,OF WATCHES		87		
911090 OTH,COMP MOVE WATCH/CLOCK UN-A		5645		5232
911120 WATCH CASES BASE METAL,W/N G/S	4	96		34
911180 OTHER;WATCH CASES		681		440
911190 PARTS OF WATCH CASES	1483	20647	1568	13573
911220 CLOCK CASE&CASE OF SIMIL GOODS	433	6702	329	4229
911290 PART OF CLOCK CASE/SIMILR CASE	33	1791	38	806
911310 WATCH STRAPS,BAND PRECI METAL.		3390		102
911320 WATCH STRAPS,BAND OF BASE METL	37	699	8	8
911390 OTH,WATCH STRAPS,BANDS PART	583	10321	677	8329
911430 DIALS		413	11	67
911490 OTH;CLOCKS OR WATCH PARTS,N.S.	255	9204	548	8351

Contd.

10.11 Imports by Economic Categoreis (Detail)

(In Thousand Rupees)

I T E M S	May, 2014	FROM JUL-2013	May,2013	FROM JUL-2012
920110 UPRIGHT PIANOS		40		
920190 OTH,HARPSICHORD KEYBOARD STRIN	4	404		27
920210 OTH STRING PLAYED WITH A BOW				271
920290 OTH,STRING MUSICAL INSTRUMENTS	219	4203	786	4799
920510 BRASS-WIND INSTRUMENTS		67		272
920590 OTH,WIND MISICAL INTRUMENTS,NS		211	71	752
920600 PERCUSSION MUSICAL INSTRUMENTS	14	173	23	961
920710 KEYBOARD INS,O/THN ACCORDIONS				222
920790 OTH,MUSICAL INSTRUMENTS	38	3969	453	6415
920810 MUSICAL BOXES	178	996	69	2044
920890 OTH;MECHANICAL STRET ORGAN,INS	851	16003	2515	12688
920930 MUSICAL INSTRUMENT STRINGS		748	26	589
920991 OTH PARTS & ACCE FOR PIANOS.		17		34
920992 PARTS&ACCE MUSICAL INS H-92.02	49	296	16	149
920994 PARTS&ACCE MUSICAL INS H92.07				70
920999 OTH;PARTS&ACCE(CARDS,DISCS)		77		336
930110 ARTILERY WEAPONS(GUNS/MORTAR)				1112
930120 GRENADE/ROCKET LAUNCHERS				126
930190 OTHER MILITARY WAPONS	109106	127737		121667
930200 REVOLVERS PISTOLS,O/TH93.3.04	52009	429215	55788	621101
930320 OTH,SPORTING,HUNTING SHOTGUNS	2903	105218	13516	161498
930330 OTH,SPORT,HUNTING,SHOTING RIFL	1274	5556		1559
930390 OTH;FIREARMS,DEVIC OPE FIR EXP		218	1905	7083
930400 OTH,ARMS OF HEADING NO.93.07	1758	8082	17	30618
930510 PARTS ACCE OF REVOLVERS,PISTOL	297	2777		184
930520 PARTS&ACC.SHOTGUNS/RIFL.H-9303		61		4879
930591 OTH PART MILTARY WEAPON H93.01		1551		
930599 OTH PART&ACCE.ARTILERY H93.01				2755
930621 SHORTGUN CARTRIDGES	505	51090	1002	72295
930629 OTH,PARTS OF SHORTGUNS CARTRIG		49337	42270	44985
930630 OTH,CARTRIDG & PARTS THEREOF.	11514	48942	87735	478062
930690 OTH;AMMUNITION OF WAR & PARTS.	4974	39320		211674
940110 SEATS OF A KIND USED,AIRCRAFT.		19		
940120 SEATS FOR MOTOR VEHICLES.	594	11777	694	5148
940130 SWIVEL SEATS VARIABLE HEIGHT.	9048	69878	10293	83280
940140 SEATS O/THN GARDEN SEATS,CAMP	139	22796	76	1074
940151 SEATS OF CANE,OSIER,BAMBOO.	459	939	53	1442
940159 OTH SEATS AND PARTS THEREOF		1501	446	1473
940161 OT,SEATS UPHOLSTERED WOOD FRAM	773	12154	2168	6808
940169 OTHER SEATS,WITH WOODEN FRAMES	33	22828	1528	8932
940171 OT-SEATS UPHOLSTERED METALFRAM	11739	46587	8433	28728
940179 OTHER SEATS;WITH METAL FRAMES	14303	94213	10977	74322
940180 OTHER SEATS WITH METSL FRAMES	2440	77284	10722	108293
940190 PART OF THE SEATS OF H-94.01.	99750	700273	74019	628544
940310 METAL FURNITURE USED IN OFFICE	669	29760	18862	70385
940320 OTH,METAL FURNITURE O/THN OFFI	3625	78210	57425	146305
940330 WOODEN FURNITURE-OFFICE USE	10507	76481	20231	108676
940340 WOODEN FURNITURE-KITCHEN UES	3421	66028	3698	30009
940350 WOODEN FURNITURE FOR BEDROOMS	11024	192775	14640	217852
940360 OTHER WOODEN FURNITURE	4439	206054	8382	75750
940370 FURNITURE OF PLASTICS	3597	45915	8629	29724
940381 FURNITURE OF OTHER MATERIAL		7028	97	204
940389 OTHER FURNITURE OF CANE, OSIER	2422	21957	3747	45280
940390 PARTS FURNITURE H -NO.94.03.	7894	57655	3535	23985
940410 MATTRESS SUPPORTS		601		1709
940421 MATTRESS CELLU RUBBER/PLSTIC		2654		2605
940429 MATTRESS OF OTHER MATERIALS	299	2256		3302
940430 SLEEPING BAGS	179	550		317
940490 OTH,ARTI BEDDING&SIMI FURNISH.	569	36390	297	38899
940510 CHANDELIERS & OTH ELE CEILING.	114205	855442	57206	611355
940520 ELECTRIC TABLES,DESK,BEDSIDE	7962	42154	7572	34028
940530 LIGHTING SETS CHRISTMASTREES	6508	36254		38955

Contd.

10.11 Imports by Economic Categoreis (Detail)

(In Thousand Rupees)

I T E M S	May, 2014	FROM JUL-2013	May,2013	FROM JUL-2012
940540 OTH ELE LAMPS,LIGHTING FITTING	124554	813391	25538	565022
940550 NON-ELE LAMPS LIHTING FITTING.	24	6278	92	78961
940592 PARTS OF PLASTIC H-94.05,N.E.S	504	3249	47	1540
940600 PREFABRICATED BUILDINGS.	305892	2589794	89988	1825138
950300 TRICYCLES,SCOOTERS,PADAL CARS	260531	2599876	221318	2060541
950420 ARTI&ACCE, BILLIARDS ALL KIND	1085	19249	5373	17284
950430 OTH GAMES OPERATED BY COIN	3416	40011	2588	22668
950440 PLAYING CARDS	3011	37541	3610	40104
950450 VIDEO GAMES CONSOLES&MACHINES	15	3138	11	2086
950490 OTH;ARTICLES FOR FUNFAIR,TABLE	1415	31078	3116	37969
950510 ARTI FOR CHRISTMAS FESTIVITES.	37	6977		6092
950590 OTHER ENTERTAINMENT ARTICLES	19000	159972	20236	110252
950611 SNOW SKIS				48
950619 OTH;SNOW SKI EQUIPMENT.	134	620		1769
950629 OTH;WATER SKI,SURF BOARD W-SPO	40	11124	572	1822
950631 GOLF CLUBS COMPLE/OTH GOLF EQU		790	100	9129
950632 GOLF BALLS		1943		2222
950639 OTHER;GOLF EQUIPMENTS		3311	58	11707
950640 ARTI,EQUIP FOR TABLE-TENNIS.	1530	6213	850	10952
950651 LAWN-TENNIS RACKETS,W/N STRUNG		3823	368	2893
950659 OTH; BADMINTON,SIMILAR RACKET	4913	69196	9328	71930
950661 LAWN TENNIS BALLS	9650	98763	9409	80795
950662 INFLATABLE BALLS	1411	27109	1728	11114
950669 OTH BALL O/THN GOLF,T-TEN BALL	820	26794	1970	32798
950670 ICE SKATES,ROLLER INCL SKABOOT	33	2095	668	2861
950691 EQUIP. FOR OTHER PHY EXERCISE	77027	587997	88791	628494
950699 OTHER;SPORTS GOODS N.E.S.	49928	696360	40471	501990
950710 FISHING RODS	5	257		139
950720 FISH -HOOKS,W/N SNELLED	725	2485		794
950730 FISHING REELS	60	248		102
950790 OTH LINE FISHING TACKLE NETS	55	2018		1123
950810 TRAVELLING CIRCUSES/MENAGERIES				1
950890 SWINGS,SHOOTING GALLERIES ETC.	4281	73792	3910	34600
960110 WORKED IVORY,ARTICLES OF IVORY	49	214		312
960190 OTH,ANIMAL CARVING MATERIL,ART	10	1592	41	1616
960200 WORKED VEGE,MINERAL MATERIAL	861315	3050957	67368	1299834
960310 BROOM,BRUSHE,CONS TWIN,VEG-MAT	1019	17815	2597	25821
960321 TOOTH BRUSHE,INCL DENT-PLA BRU	17769	397265	25610	233857
960329 OTH;SHAVING,HAIR,NAIL BRUSHES.	6174	94158	5859	52406
960330 ARTST,WRITING,SIMILAR BRUSHES	1069	9660	982	7747
960340 PAINT,DISTEPER,VARNISH BRUSHES	659	24795	199	6342
960350 OTH BRUSHES CONSTI PART MACHIN	3002	39353	2218	53954
960390 OTH;HAND OPE MECHNICAL F-SWEPR	14542	112441	8849	76114
960400 HAND SIEVES AND HAND RIDDLES.		600		1408
960500 TRAVEL SETS FOR PERSONALTOILE.		14499		5751
960610 PRESS-FASTENERS,SNAP-FASTENER.	32349	276853	27340	295550
960621 BUTTON OF PLASTICS,NOT COVERED	40170	375410	28933	230524
960622 BUTON OF BASE METAL,COVER TXT	30528	459817	35914	372351
960629 OTHER BUTTONS	403225	2066001	171638	1588801
960630 BUTTON MOULD,PART,BUTTON BLANK	1149	7766	154	13160
960711 SLIDE FASTENER FIT CHAIN SCOP.	27742	379899	39284	382332
960719 OTHER;SLIDE FASTENERS	209311	2186801	220650	1757566
960720 PARTS; SLIDE FASTENERS	117116	1425072	89416	1200815
960810 BALL POINT PENS	4582	99515	8603	144385
960820 FELT TIPPED.PORUS TIPPED PEN	36018	231215	13914	218524
960830 FOUNTAIN PEN,STYLOGRADH PEN	1564	60534	4549	28356
960840 PROPELLING OR SLIDING PENCILS	27	151		1948
960850 SETS OF ARTICLS FROM TWO FOR-H	1298	10444		799
960860 REFILLS FOR BALL POINT PEN.	17853	141122	7221	123354
960891 PEN NIBS AND NIB POINTS	23350	274899	24616	305099
960899 OTH;PEN,PENCILE,SIMILAR HOLDER	26750	195582	28501	194168
960910 PENCILS&CRAYON W-LEADS ENCASD.	89899	641772	40390	462317

Contd.

10.11 Imports by Economic Categoreis (Detail)

(In Thousand Rupees)

I T E M S	May, 2014	FROM JUL-2013	May,2013	FROM JUL-2012
960920 PENCIL LEADS,BLACK OR COLOURED	33340	286795	16954	215644
960990 OTH;PENCIL,DRAWING CHARCOALS.	13388	99923	10666	60932
961000 SLATES&BOARDS,WRITNG/DRAWIN	172	6709		9584
961100 DATE,SEALING OR NUMBERING STAM	844	8054	329	8454
961210 TYPEWRITER OR SIMILAR RIBBONS	12111	106172	7453	122855
961220 INK-PADS		1085	107	776
961310 POCKET LIGHTERS,GAS FUELLED	7220	130678	1389	23572
961320 POCKET LIGH,GAS FUELL,REFILLAB	4451	33282	39	7907
961380 OTHER LIGHTERS	547	27207	2912	23121
961390 PARTS OF CIGARETTE LIGHTERS	322	21862	421	868
961400 SMOKING PIPE&CIGAR OR CIG.HOLD	458	5903	382	2709
961511 COMBS,HAIR-SLIDES,OF HARD RBER	1204	14856	518	7288
961519 OTH;HAIRPINS,CURLING PINS,LIKE	3320	44207	5045	36745
961590 OTH;COMES HAIR-SLIDES,LIKE,PAR	39226	337303	37684	284489
961610 SCENT SPRAY SIMI TOILET SPRAY	7904	66260	6072	82288
961620 POWDER-PUFFS&PADS FOR APPLICA	628	3986	228	3663
961700 VACCUM FLASKS&OTH VACUM VESS	28021	454090	17795	339286
961800 TAILORS,DUMMIERS&OTH LAY FING.	1679	22201	1433	22130
970110 PAINTING,DRAWING,PASTELS.	670	2547	60	13974
970190 OTH COLLAGES&SIMI DECORATIVE	476	6714	342	4276
970200 ORIGINAL ENGRAVINGS,PRINTS.		324		41
970300 ORIGINAL SCULPTURES&STATUARY		6776		550
970400 POSTAGE&REVENUE STAMPS,ST-POS				132
970500 COLLECTIONS&COLLECTORS, PIECS.		1308	7	2495
970600 ANTIQUES OF AN AGE EXE 100 YE.		18		
990900 TRANSACTIONS LESS THAN RS.1000	37674	115653	1470	21708
991000 SAMPLES HAVING NO-COMMER VALUE	29156	418728	352892	841010
2. RAW MATERIAL TOTAL (A + B)	212832869	2511248800	248693830*	2424286213
A. CONSUMER GOODS TOTAL	183940732	2236325119	221666507*	2154819698
050100 HUMAN HAIR,UNWORK NOT WASHED	45	45		
050400 GUTS,BLADERS,STOMACH OF ANIMAL	551	52666	11045	31019
050590 OTH SKINS AND PARTS OF BIRDS	15547	128534	10495	60702
050610 OSSEIN,BONES TREATED WITH ACID	6497	89879	4600	87448
050690 OTH POWDER & WASTE OF BONES	739	15285	4144	18875
050790 OTH TORTOISE-SHELL WHALEBONE	1373	11544		8388
050800 CORAL&SIMILAR MATERIAL/POWDER		13802		1617
051000 AMBERGRIS,CASTOREUM CIVET,MUSK		944	292	1600
051110 BOVINE SEMEN	7650	117987	4644	68146
051191 PRODUCTS OF FISH, CRUSTACEANS		2068		1159
051199 OTH ANIMAL PRODUCTS NOT ELSWHE	398	486		1775
060110 BULBS TUBERS,TUBEROU,ROOT,ETC	3486	49931		39298
060120 BULB TUBERS,ROOTS,CHICORY PLAN		5497	190	6386
060210 UN-ROOTED CUTTING AND SLIPS		3291	273	2214
060220 TREES,SHRUBS,BUSHES,GRAFTED	54	912	80	1324
060230 RHODODENDRONS AZALEAS,GRAFTED		35		
060240 ROSES,GRAFTED OR NOT		271		
060290 OTHER LIVE PLANTS	4912	68186	1104	59728
060311 ROSES FRESH	124	2182	71	2426
060313 ORCHIDS FRESH	252	570		
060314 CHRYSANTHEMUMS FRESH	1360	23492	941	17706
060315 LILIES FRESH	193	814		
060319 OTH FRESH FLOWER,BUDS FOR BOUQ	181	6891	519	9448
060390 OTH FLOWERS & FLOWERS BUDS	32	1578		1203
060490 O.PARTS OF PLANTS FOR BOUQUETS		93		16
110812 MAIZE (CORN), STARCH	3546	29580	1177	20749
110813 POTATO, STARCH	36931	372096	27656	262311
110814 MANIOC (CASSAVA) STARCH	951	17049	1591	7109
110819 OTHER STARCHES		1331	611	6407
110820 INULIN	3344	12564	2465	7627

Contd.

10.11 Imports by Economic Categoreis (Detail)

(In Thousand Rupees)

I T E M S	May, 2014	FROM JUL-2013	May,2013	FROM JUL-2012
110900 WHEAT GLUTEN,WHETHER/NOT DRIED	4759	36081	4036	29316
120110 SOYA BEAN SEED		72		30
120190 SOYA BEAN,W.OR-N-BROKEN/SHELED		131		168
120230 GROUND-NUTS SEED				792
120241 OTH GROUND NUTS IN SHELL	1989	127799	1002	90644
120242 GROUND-NUTS SHELLED BROKEN/N-B	36618	547391	64913	556566
120300 COPRA	81757	1329502	56695	1361261
120400 LINSEED,WHETHER OR NOT BROKEN				1168
120510 LOW ERUCIC ACID RAPE/COLZASEED	2613260	23924427		38394899
120590 OTHER RAPE/COLZA SEED	199484	1135857		24
120600 SUNFLOWER SEED,WHETH/NOT BROKE	111787	8070120	65	726258
120721 SEEDS FOR CROP (COTTON SEEDS)		18755		16
120729 OTHER COTTON SEEDS		5582	60	60
120740 SESAMUM (SESAME) SEEDS		7453	1820	3946
120750 MUSTARD SEEDS		17910		6819
120770 MELON SEEDS		27		3061
120791 POPPY SEEDS				30
120799 OTH,OIL SEED/OLEAGINOUS FRUITS		29879	31	14054
120810 FLOUR AND MEALS OF SOYA BEANS		2384		1782
120890 FLOUR/MEALS OF OTH OIL SEEDS				28
120910 SUGAR BEET SEED USE FOR SOWING		49840		78937
120921 LUCERNE (ALFALFA) SEED	21849	318345	33	335648
120922 CLOVER (TRIFOLIUM) SEED	21058	1114133		1629623
120925 REY GRASS SEED				623
120929 OTHER SEEDS OF FORAGE PLANTS	163838	1175425	161163	783698
120930 SEED OF HERBACEOUS PLANTS		784	68	2085
120991 OTHER; VEGETABLE SEEDS	156397	2247056	69231	2016135
120999 OTH SEEDS OF FRUIT FOR SOWING	98324	974454	134797	571414
121190 OTH PLANTS AND PARTS OF PLANTS	54630	996308	67330	501303
121221 SEAWEDS/ALGAE FIT FOR HUMAN	129	2226		1222
130190 OTH;NATURAL GUM,RESIN & BALSAM	18916	247243	20220	231241
130211 OPIUM SAPS AND EXTRACTS				6
130212 SAP AND EXTRACTS OF LIQUORICE		435	299	390
130219 OTH SAPS & EXTRACT OTH VEG SAP	21333	243404	17292	201291
130220 PECTIC SUBSTANCES,PECTINATES	1572	62241	2424	63513
130231 AGAR-AGAR	3620	32829	81	34045
130232 MUCILAGES&THICKENERS,LOC SEED	14121	85102	18906	225973
130239 OTHER MUCILAGES AND THICKENERS	13653	208418	10395	151714
140110 BAMBOOS	6074	34262	2759	33409
140120 RATTANS	8243	53207	6765	56484
140190 OTH VEG MATERIAL USED PLAITING		266		
140490 TENDU LEAVES(BIDI LEAVES)	170497	2377824	194302	2159651
150190 POULTRY FAT OTH THAN H-02.09		22267		
150210 TALLOW (OTHER THAN OF H-15.03)	141265	1668355	163371	2864282
150290 OTH FAT BOVIN ANMAL,SHEEP GOAT				19164
150300 LARD STEARIN/OIL,TALLOW OILS			644	1914
150410 FISH-LIVER OILS THEIR FRACTION				1184
150420 FATS OILS THEIR FRACT OF FISH		1660		1288
150430 FATS & OILS & THEIR FRACTIONS				6
150500 WOOL GREASE,CRUDE,FETTY SUBS	1985	67084	2491	54108
150600 OTH ANIMAL FATS AND OILS/FRACT	926	8605		4417
150710 SOYABEAN OIL & ITS FRACT CRUDE	191089	8005918	1498231	6917345
150790 OTH SOYABEAN OIL & IT FRACTION	7907	201225	11087	196750
150890 OTH GROUND NUT OIL & ITS FRACT		10723	1436	10933
150910 OLIVE OIL & ITS FRACT (VIRGIN)	2886	100193	5963	88347
150990 OTH OLIVE OIL & ITS FRACTIONS	44383	489452	16859	362666
151000 OTH OIL/FR,INCL BLENDS OF OIL	102	925		4010
151110 PALM OIL & ITS FRACTIONS CRUDE	720117	8794727	1140040	34796198
151190 OTH PALM OIL & ITS FRACTIONS	13291159	163702023	12144763	142251539
151219 OTH SUNFLOWER SEE&SAFLOWER OIL	2588	10548	1537	59102
151229 OTH COTTON SEED OIL & IT FRACT				13
151311 COCONUT OIL,ITS FRACTION CRUDE	24868	75519	13618	190436

Contd.

10.11 Imports by Economic Categoreis (Detail)

(In Thousand Rupees)

I T E M S	May, 2014	FROM JUL-2013	May,2013	FROM JUL-2012
151319 OTH COCONUT OIL,ITS FRACTIONS	60341	493702	51923	466079
151329 OTH PALM KERNEL/BABASSU OIL	61168	957803	76240	889121
151419 OTH COLZA/MUSTER OIL,FRA/CRUDE			6	2180
151499 OTH RAPE SEED OIL ITS FRACTION				65
151511 LINSEED OIL & ITS FRACT CRUDE				7035
151519 OTH LINSEED OIL & ITS FRACTION		883		5718
151529 OTH MAIZE OIL & ITS FRACTIONS	4851	25743	1948	23695
151530 CASTOR OIL AND ITS FRACTIONS	3189	7485		4636
151550 SESAME OIL & ITS FRACTIONS	167	1476		1070
151590 OTH FIXED VEGETABLE OILS/FRACT	2981	29521	455	6654
151620 VEG FATS/OILS AND ITS FRACTION	105151	1389418	55740	1976020
151710 MARGARINE,EXCL LIQUID MARGARIN	3437	182487	16232	135560
151790 OTH MARGARIN,EDIB MIX/PREP ETC	46724	798067	37607	651535
151800 ANIMAL/VEG FAT/OILOXIDISE ETC	28277	103871	8769	143922
152000 GLYSEROL,CRUDE WATER & LYES	6767	55629		7154
152110 VEG WAX WHETHER OR NOT REFINED	8963	18610	10532	35077
152190 OTH BEES WAXES,OTH INSECT WAX	308	44067	6401	44207
152200 DEGRAS,RESIDUES ANIM/VEG WAXES	2924	143845	46014	861574
160100 SAUSE,PROD MEAT-FOOD PREP OFFL	141	6444	529	14224
220710 UNDENATURE ETHYL ALCOHOL O/SPR		29		75
220720 ETHYL ALCOHOL/OTH SPIRITS DEN				866
240120 TOBACO-WHOLY/PARTLY STE/STRIP	39523	1199304	69430	1019248
240130 TOBACCO REFUSE	1002	14970	148	1947
251010 AAT,C/PHOS,ALUM/C/PHOS&PH/CUG		2405744	8522	3755297
251020 AAT,C/PHOS,ALUM/C/PHOS&PH/CGD		395		41477
270810 PITCH		15854		9949
270900 PETROLEUM OILS FROM BITUMINOUS	48296363	540012929	41720587	484797990
271019 KEROSENE,INCL KER.TY. JET FUEL	43197680	603745356	69957810	652289559
271020 PETROLEUM OILS(OTH THAN CRUDE)		817		45
271091 WASTE OIL (PCBs),(PCTS),(PBBS)				280
271099 OTH WASTE OILS		3233		153716
271111 NATURAL GAS,LIQUIFIED		317		3131
271112 PROPANE, LIQUIFIED	1203	7740	1070	13968
271113 BUTANES, LIQUIFIED		212	55	201
271114 ETHYLENE,PROPYLENE,BUTYLENE		112296		36825
271119 OTH GAS HYDROCARBONS LIQUIFIED	270597	6791942	173311	6551299
271121 NATURAL GAS,IN GASEOUS STATE				1470
271290 OTH PETROLEUM WAX ETC	75860	492327	21884	298662
271311 PETROLEUM COKE;NOT CALCINED	2823	679566	258721	1037171
271312 PETROLEUM COKE; CALCINED	2642	14082	2168	19528
271320 PETROLEUM BITUMEN	167456	765859	362127	2749345
271490 OTH BITUMEN & ASPHALT NATURAL.	2348	4799	1299	24985
290110 SATURATED ACYCLIC HYDROCARBONS	630	27201	14873	41333
290121 UNSATURATED ETHYLENE.	782190	9225056	666924	8059177
290129 OTH UNSATURATE ACYLIC HYDCARBN	131	5041	2356	7109
290211 CYCLOHEXANE		82	16	123
290219 OTH CYCLANES/CYCLOTERPENES	19173	246823	13084	143849
290220 BENZENE, PURE		27		219
290230 TOLUENE, PURE	93184	787012	56334	621580
290241 O-XYLENE	195234	2051036	318301	2261630
290242 M-XYLENE	57	79		
290243 P-XYLENE	3056728	37550112	4004569	40677490
290244 MIXED XYLENE ISOMERS	14569	124046	2666	168041
290250 STYRENE	994269	9268421	1762155	8571184
290260 ETHYLBENZENE		5147		9004
290290 OTH CYCLEC HYDROCARBONS	5007	169873	7712	135368
290311 CHLOROMETHANE,& CHLOROETHANE	162	3070		
290312 DICHLOROMETHANE(METHYLEN CHLRD	19313	236299	24690	250344
290313 CHOLOROFORM(TRICHLOROMETHANE)	11536	306768	20465	218525
290315 ETHYLENE DICHLORIDE(1,2-DI CH)		315937		539579
290319 OTH SATAR DERIV ACYCL HYDCARBN		33012	45	68976
290321 UNSATURATED VINYL CHLORIDE		197869		270380

Contd.

10.11 Imports by Economic Categoreis (Detail)

(In Thousand Rupees)

I T E M S	May, 2014	FROM JUL-2013	May,2013	FROM JUL-2012
290322 UNSATURATED TRICHLOROETHYLENE	19562	185324	13373	147798
290323 UNSATURATE TETRACHLOROETYLENE	5665	59118	1583	50588
290329 OTH UNSATUR DERIV ACYCL H'CARB		5		10018
290339 OTH FLUORINATED,BRO DERIVATIES	94754	617979	66931	648309
290371 CHLORODIFLUOROMETHANE	8693	94671	16235	159943
290373 DICHLOROFLUOROETHANES		12079		25894
290377 PENTACHLOROFLUORO METHANE		26183	970	29176
290379 OTH CHLORODIFLUOROMETHANE	82999	386871	51400	458447
290381 1,2,3,4,5,6HEXACHLORO CYCLOHEX				193
290391 CHLOROBENZENE,O-DI/P-DI CHLORO		3016	3116	9963
290399 OTH HALOGENATED DERIV H.CARBON	4615	41389	11433	30348
290410 DERIV SULPHO GRP IT SALT/EYHYL	10689	89202	4214	58149
290420 DERIVAT ONLY NITRO/NITRO GROUP	5377	21205	1087	17852
290490 OTH,SUPHO,NITRAT NITROS H'CARB	5801	37616	2042	26654
290511 SATURAT METHANOL(METHYL ALCHL)	487407	4852272	287913	3329762
290512 PROPYL/ISOPROPYL ALCOHOL	56219	1043430	51304	1032708
290513 SATUR BUTAN-I-01(N-BUTYLALVHL	2602	58688	2067	136120
290514 OTHER SATURATED BUTANOLS	14764	161968	7820	167441
290516 SATUR OCTANOL/ISOMERS THEREOF	477976	3943943	184823	3485271
290517 DODECAN-1-O1HEXADECAN/OCTADEC	5122	54451	5252	65720
290519 SATUR MONOHYDRIC ALCOHOLS	2523	33492	316	8334
290522 UNSATUR ACYCLIC TERPENE ALCOHL	2266	46522	16124	66864
290529 OTH UNSATUR MONOHYDRIC ALCOHOL	2370	17203	356	9957
290531 ETHYLENE GLYCOL(ETHANEDIOL)MEG	1945178	24428856	1245291	25727716
290532 PROPYLEN GLYCOL(PROPAN-1,2-DIO	66199	979061	97537	740380
290539 OTHER, DIOLS	248	65469	14332	97388
290541 2-ETHYL-2(HYDROXYMETHLY-PROPAN	916	9285		15304
290542 PENTAERYTHRITOL	52731	438060	50601	325608
290543 MANNITOL	5315	98115	4394	61002
290544 D-GLUCITOL (SORBITOL)	2812	22327	2862	28587
290545 GLYCEROL	58619	599938	38346	421873
290549 OTHER,POLUHYDRIC ALCOHOLS	2852	15718	348	29887
290559 OTHER HALOGENATED, SULPHONATED	542	12265	4761	20072
290611 MENTHOL	21152	415944	51561	632723
290612 CYCLOEXANOL,METHYL/DIMETHYL	1045	7375	248	2408
290613 STEROLS AND INOSITOLS		14456	11	6608
290619 OTH,CYCLANIC,CYCLENIC CYCLOTER	21623	87667	8841	78782
290621 BENZYL ALCOHOL	357	65553	2972	37804
290629 OTH,AROMATIC CYCLIC ALCH HALOG	2590	42358	1350	20019
290711 PHENOL(HYDROXYBENZENE)IT SALT	36591	434912	48656	310122
290712 CRESOLS AND THEIR SALTS	15	3227	22	496
290715 NAPTHOLS & THEIR SALTS	4	9002	77	4884
290719 OTHER MONOPHENOLS	3637	36615	2008	33181
290721 RESORCINAL AND ITS SALTS	3661	26488		18633
290722 HYDROQUINONE (QUINOL)ITS SALT	167	30163	843	13704
290723 4,4-ISOPROPYLDENEDIPHENOL/SALT	11062	28568		9037
290729 OTHER, POLYPHENOLS	12449	87257	8127	60131
290819 OTH DERI CON ONL HALOGEN SUBST	1741	10097		19046
291511 FORMIC ACID	10976	246034	21214	222941
291512 SALTS OF FORMIC ACID	31219	598532	100643	646733
291513 ESTERS OF FORMIC ACID		1729	153	371
291521 ACETIC ACID	89996	1446784	193144	1666912
291524 ACETIC ANHYDRIDE		753		1824
291529 OTH,ACETIC ACIDE & ITS SALTS	658	30661	13010	114330
291531 ETHYL ACETATE	1774	90784	11709	84561
291532 VINYL ACETATE	186463	1592569	108378	1043631
291533 N-BUTYL ACETATE	2222	5100		2084
291536 DINOSEB (ISO) ACETATE		69		952
291539 OTHER,ESTERS OF ACETIC ACID	91071	998966	80484	629615
291540 MONO/DI/TRICHLOROACETIC ACID-S	1365	7212	1069	5601
291550 PROPIONIC ACID,ITS SALT/ESTERS	4382	58376	2047	32698
291560 BUTYRIC/VALERIC ACID/SALT/ESTR	20423	184335	18667	142983

Contd.

10.11 Imports by Economic Categoreis (Detail)

(In Thousand Rupees)

I T E M S	May, 2014	FROM JUL-2013	May,2013	FROM JUL-2012
291570 STEARIC ACID	13719	115476	9166	76939
291590 OTH SAT ACYCLIC MONOCARBOXYLIC	56551	654847	41533	512281
291611 UNSATU ACRYLIC ACID/ITS SALTS	29149	240662		132299
291612 UNSATURATE ESTER ACRYLIC ACID	187149	1804044	123469	1345984
291613 UNSATU METHACRYLIC ACID/SALTS	71	60332	994	14691
291614 UNSATU ESTER,METHARYLIC ACID	54909	575494	107876	567596
291615 OLEIC,LINOLEIC/LINOLENIC ACID	58	9619	548	10890
291619 OTH UNSAT ACYLIC M/CARBOX ACID	8847	135339	7984	95963
291620 CYC-LANIC,LENIC LOTEPHENI ACID	10287	91115	8662	74475
291631 BENZOIC ACID,ITS SALTS/ESTERS	32522	245995	34689	146993
291632 BENZOYL PEROXIDE/BENZYL CHLRID	2419	26141	1911	17502
291634 PHENYLACETIC ACID & ITS SALTS		1114		858
291639 OTH,ARMATIC MONOCARBOXYIC ACID	92514	629694	60259	614134
291711 OXALIC ACID/ITS SALTS/ESTERS	12627	125847	7924	179023
291712 ADIPIC ACID,ITS SALTS/ESTERS	27426	62523		42799
291713 AZELAIC/SEBACIC ACID/SALT/ESTR	7562	24817	2528	24885
291714 MALEIC ANHYDRIDE	25774	116417	4302	86725
291719 OTH ACYCLIC POLYCARBOXYL ACID	12369	92296	7385	54058
291720 CYC-LANIC,LENIC LOTERPENC ACID	9019	24614	1732	39588
291732 DIOCTYL ORTHOPHTHALATES		5782	183	13439
291733 DINONY/DIDECYL ORTHOPHALATES		4044		2354
291734 OTH ESTERS ORTHOPHTHALIC ACID	12306	174151	11234	152949
291735 PHTHALIC ANHYDRIDE	65534	203424	38115	222858
291736 TERPHTHALIC ACID AND ITS SALTS	191074	2568382	113994	5281722
291739 OTH POLYCARBOXYLIC ACIDS/DERIV	26847	319697	22059	301916
291811 LACTIC ACID,ITS SALTS/ESTERS	18517	138217	7072	126145
291812 TARTARIC ACID	9773	72141	3372	37204
291813 SALT & ESTER OF TARTARIC ACID	57	13091	4	6630
291814 CITRIC ACID	150116	1511020	181592	1048832
291815 SALTS & ESTER OF CITRIC ACID	25697	229312	27845	172798
291816 GLUCONIC ACID,SALTS & ESTERS	42244	550741	41838	488003
291818 CHLOROBENZILATE (ISO)		2467		2099
291819 OTH CARBOXYLIC ACID W/ALCOHOL	16188	118247	20956	93582
291821 SALICYLIC ACID AND ITS SALTS	1604	30896	4486	29160
291822 O-ACETYLSALIC ACID/SALT/ESTER	3406	108891	4866	96820
291823 OTH ESTER,SALICYLIC ACID/SALTS	72	7207	712	5261
291829 OTH CARBOXYLIC ACID+PHENOL FUN	5041	113062	10333	98476
291830 CARBOXYLIC ACID+ALDEHYDE/KETON	5725	55380	5056	50375
291891 2,4,5-T(ISO)(2,4,5-TRICHLOROPH		10307		4199
292990 OTH COMP WITH OTH NITROGN FUNC	17454	198270	20263	159900
293020 THIOCARBAMATE/DITHIOCARBAMATES	135927	434736	103547	280216
293030 THIURAM MONO-,DI-,TETRASULPHID	6668	42292	794	14532
293040 METHIONINE	203426	2578542	241215	2175436
293090 OTHER ORGANO-SULPHUR COMPOUNDS	277310	1408358	169789	615532
293110 TETRAMETHYL LEAD&T-ETHYL LEAD	2008	17940		
293120 TRIBUTYLTIN COMPOUNDS				758
293190 OTH O-ALKYL&(O-2-(DIALKYL,COMP	63133	734117	35353	575935
293211 TETRAHYDROFURAN		2823		261
293212 2-FURALDEHYDE (FURFURALDEHYDE)		37420		34606
293213 FURFURYL ALCOH/TETRAHYDRFURFYL		287		1386
293219 OTH COMP UNFUSED FURAN RING	3228	55164	1060	58492
293220 LACTONES	2065	92916	4501	115476
293299 OTH HETEROCYCLIC COMP W/OXYGEN	105739	1821446	139443	1636002
293311 PHENAZONE & ITS DERIVATIVE	944	10285	539	55946
293319 OTH COMP UNFUSE PYRAZOLE RING	2729	52770	1368	112164
293321 HYDANTOIN AND ITS DERIVATIVES	1016	22310	2217	26544
293329 OTH COMP UNFUSE IMIDAZOLE RING	96226	1103801	122445	944917
293331 PYRIDINE AND ITS SALTS		5170	1786	7097
293332 PIPERIDINE AND ITS SALTS		670		413
293333 ALFENTANIAL(INN)(ANILERIDINE)	12508	138796	137104	248520
293339 OTH COMP UNFUSE PYRIDINE RING	191824	2603122	159559	2714522
293341 LEVORPHANOL(INN) & ITS SALTS			166	166

Contd.

10.11 Imports by Economic Categoreis (Detail)

(In Thousand Rupees)

I T E M S	May, 2014	FROM JUL-2013	May,2013	FROM JUL-2012
293349 OTH COMP QUINOLIN/ISO-QUINOLIN	86998	1318101	100854	1337333
293352 MALONYLUREA/IT DERIV/SALT THOF			361	873
293353 ALLOBARBITAL(INN)(AMBARBITAL)	163	3687	477	3039
293354 OTH DERIVATIVES OF MALONYLUREA		1998		3274
293359 OTH COMP PYRIMIDINE/PIPER RING	228242	2086736	253151	1961500
293361 MALAMINE	22746	585444	49601	433445
293369 OTH COMP UNFUSE TRIAZINE RING	87919	772781	131362	481761
293371 6-HEXANELACTAM(EPSILON-CAPROL)	6889	15943	482	9617
293372 CLOBAZAM(INN),METHPRYLON(INN)	46626	81440		
293379 OTHER LACTAMS	55440	307619	39956	395072
293391 ALPRAZOLAM(INN) CAMAZEPAM(INN)	17174	60243	9848	40952
293399 OTHER HETROCYCLIC COPMOUNDS	132519	1875878	154603	1640465
293410 COMP UNFUSE THIAZOLE RING	21693	178848	22742	180023
293420 COMP BENZOTHIAZOLE RING SYSTEM	6192	92637	9463	68606
293430 COMP PHENOTHIAZINE RING SYSTEM	1115	53832	17159	92097
293491 AMINOREX(INN),BORTIZOLAM(INN)		8474		6415
293499 OTHER NUECLEIC ACIDS&SALTS	403726	4601050	490895	4850290
293999 OTH VEGETABLE ALKALOIDS NATURL	2811	180854	8255	205133
294190 OTHER ANTIBIOTICS.	487804	5427700	505374	4932913
300692 WASTE PHARMACEUTICALS		66		
310100 ANIMAL/VEG FERTILIZER/PRODUCTS		32112		60936
310210 UREA,WHET OR NOT AQUEOUS SOLUT	2950299	40023841	3990107	19166441
310221 AMMONIUM SULPHATE	22129	378005	11150	178501
310229 MIX AMMONIUM SULPHATE/NITRATE	36141	284080	610	174908
310230 AMMONIUM NITRAT,WHET/NOT AQUES	5079	281393	24227	290573
310250 SODIUM NITRATE	9022	95030	5783	48625
310260 MIXT,CALCIUM/AMMONIUM NITRATE		2546		2418
310290 OTH,MIN/CHEM NETROG FERTILZER	14357	88401	11369	75587
310310 SUPER-PHOSPHATES		211485		56210
310390 OTH,MIN/CHEM FERTILIZE PHOSPHT	9873	19727	3124	24193
310420 POTASSIUM CHLORIDE	49180	717029	13359	369502
310430 POTASSIUM SULPHATE	34165	406897	132825	530582
310490 OTH,MIN/CHEM FERTILIZE POTASIC	154165	1556596		538345
310510 MIN/CHEM FERTILIZER >10KG		2674		303
310520 MIN/CHEM FERTZ ELEM NIT/PHO/PT	40228	345830	23279	273061
310530 DIAMMONIUM HYDROG ORTHO-PHOSPH	1330760	22205184	3116193	28676579
310540 AMMONIUM DIHYDROGEN ORTHO-PHOS		305521	350321	691542
310551 CHEM FERTZ CON NITRAT/PHOS	612	343819		6393
310559 OTH MIN/CHEM FERTZ NITRAT/PHOS	4856	101813	24946	73259
310560 MIN/CHEM FERTZ ELEM PHOS/POTAS		323	41	3499
310590 OTH MINER/CHEMICAL FERTILIZER	20143	150986	11516	4101344
320110 QUEBRACHO EXTRACT	4116	82282	7827	78808
320120 WATTLE EXTRACT	25548	444412	46390	266399
320190 OTH TANNING/EXTRACT VEG/GAMBER	16442	383219	43348	388896
320210 SYN ORGANIC TANNING SUBSTANCE	147102	1581664	144457	1240888
320290 OTH,INORGANIC TANING SUBSTANCE	51359	1085371	113725	988338
320300 COLOUR MATTER,VEG/ANIMAL	1463	43822	8614	53333
320411 DISPERSE DYES/PREP BASE THEROF	241706	1893405	116067	1125872
320412 ACID DYES PREMETALISE/PREP/DYE	196473	1510247	105974	849522
320413 BASIC DYES/PREP BASE THEREON	48751	617755	48996	445983
320414 DIRECT DYES/PREP BASE THEREON	23294	258051	14022	206886
320415 VAT DYES INCL PIGMENT/PREPARAT	345275	2943232	346474	2478622
320416 REACTIVE DYES PREP BASE THREON	816943	7950514	548943	4756141
320417 PIGMENT PREP BASE THEREON	175589	2177126	225604	2053653
320419 OTH SYN ORGN COLOURING MATTER	99988	1002621	97543	881644
320420 SYN ORGN PROD USE FLUORESCENT	38997	470559	59560	475698
320490 OTH,SYN ORGN COLOURING MATTER	3410	64045	3354	44656
320500 COLOUR LAKES,PREP AS SPECIFIED	6155	170532	11484	179308
320611 PIGMENT PREP TITANIUM DIOXIDE	401253	4941087	695780	5023566
320619 OTH,PIGMENT/PREP TITANIUM DIOX	455	100665	8340	96580
320620 PIGMENT/PREP,CHROMIUM COMPOUND	3718	120211	12246	131460
320641 ULTRAMARINE/PEP BASE THEREON	4110	48370	8593	36206

Contd.

10.11 Imports by Economic Categoreis (Detail)

(In Thousand Rupees)

I T E M S	May, 2014	FROM JUL-2013	May,2013	FROM JUL-2012
320642 LITHOPONE/OTH PIGMENT/ZINC SUL	2356	40955		33884
320649 OTH,COLOURING MATTER PREPARATN	53120	481514	53003	324239
320650 INORGANIC PRO USE LUMINOPHORES		5497	344	3864
320710 PREP PIGMENT/OPACIFIER/COLOURS	26646	172884	19462	187277
320720 VITRIFIABLE ENAMEL/GLAZE/ENGOB	4758	66470	1083	73597
320730 LIQUID LUSTER/SIMILAR PREPARAT	3565	19278	2096	16351
320740 GLASS FRIT/POWDER GRANULE/FLAK	93471	870258	65117	589105
320810 PAINT/VARNISH BASE ON POLYSTER	16364	236911	35446	250157
320820 PAINT/VARNISH,ACRY/VINYL POLYM	35604	198728	35859	193468
320890 OTH PAINT BASED ON POLYAMIDES	131619	1314245	112921	1078491
320910 PAINT/VARNISH ACRY/VINYL POLYM	4298	71501	2600	30704
320990 PAINT/VARNISH,SYN POLYMER/AQS	61748	339859	21455	187836
321000 OTH PAINT & VARNISH FOR LEATHE	9837	195791	15830	160405
321100 PREPARED DRIERS.	14754	142929	14634	182072
321210 STAMPING FOILS	17730	244547	23725	201573
321290 OTH,PIGMENT DISPERSE NON AQUOS	10271	167430	18298	158551
321310 COLOURS IN SETS	3205	29693	3353	23436
321390 OTH COLOUR ARTIST/PAINTERS	7116	9144	121	3331
321410 GLAZIERS/GRAFTING PUTTY,RESIN	31663	234442	20306	186675
321490 NON-REFRACTORY SURFACING PREP	39130	321776	23511	337977
321511 ROLLING COATING PRINT INK BLK	46498	334853	24194	329467
340290 OTH ORG SURFAC ACT,WASH/CLEAN	99855	1300239	70904	883058
340311 PREP TEXTILE/LEATHER/OIL MATRL	39922	384803	15377	265273
340319 LUBRICAT PREP CONT PET/MIN OIL	236115	1117802	70125	876742
340391 OTH,PREP TEXT/LEATHER/FURSK ML	208351	2131004	159355	1580154
340399 OTH LUBRICAT PREP OIL/GREASE	53581	445552	38963	389488
340420 ART/PREP WAXES,POLYETHEL GLYCL	37211	255947	18225	200676
340600 CANDLES,TAPERS AND THE LIKE	1151	45426	3700	39438
340700 MODELING PASTE ETC RETAIL SALE	1813	37213	2259	25308
350110 CASEIN	9131	73711	5699	41499
350220 MILK ALBUMIN,INCL WHEY PROTEIN		21550		21
350290 OTH ALBUMIN O/T EGG ALBUMIN		1368	21	436
350300 GELATIN&GELATIN DERIVATIVE		133620	9235	66853
350400 PEPTONEDERV,PROTEIN SUBSTANCE	3751	53896	907	39335
350510 DEXTRIN,OTH MODIFIED STARCHES	45661	402002	71310	374863
350520 GLUES	6215	101450	7268	88727
350610 PROD SUITABLE USE GLUE/ADHESIV	6745	166707	16556	99136
350691 ADHESIVE/RUBBER/PLASTIC/RESIN	81309	951495	86336	748062
350699 OTH PREP GLUE/ADHESIVE	5443	111655	16934	101915
350710 RENNET AND CONCENTRATE THEREOF		2838	25	3360
360690 OTH FERRO CERIUM/OTH PYROPHORC	52	858		438
370110 X-RAY FILM,PLATE IN FLAT UNEXP	49477	783561	92552	805429
370120 INSTANT PRINT FILM UNEXPOSED	381	3356		609
370130 OTH UNEXPOSED PLATE>255MM	72968	453411	35056	455803
370191 O.PL/FILM-COLOUR PHOTOGRAPHY		8317		
370199 OTH PHOTOGRAP/PLAT/FILM/UNEXPS		1953		1120
370210 PHOT-FILM ROLL UNEXPOSE,X-RAY	121	13467		5625
370231 OTH PHOT/FILM ROLL<105MM		1093		5730
370239 OTH PHOT FILM ROLL ST/UNEXPOSE	883	9991	815	6355
370243 PHOT FILM W>610MM,L<200M	66	59519	6941	28973
370244 PHOT FILMW>105MM BUT<610MM	61623	540830	76055	577540
370252 PHOT FILM W<16MM-COLOUR		71		252
370253 PHOT FILM W-16MM-35MM,L<30MC/L				58
370254 PHOT FILM W-16MM-35MM/L<30MM		3		
370255 PHOT FILM W-16MM-35MM,L>30MC/L		1549	1003	7929
370297 PHOT FILM ROLL W-</=35MM/L<30M		266		
370310 PHOT PAPER/BOARD/TEXT W>610MM	483	1712	5	5497
370320 PHOT PAPER/BOARD/TEXT UNEX/COL	5367	48444	27029	84505
370390 OTH PHOT PAPER/BOARD TEXT UNEX	15132	118488	288030	370980
370400 PHOT PLAT/FILM PAPER/BOARD EXP	1056	8121	9	6447
370510 PHOT PLAT/FILM FOR OFFSET REP			10	10
370590 OTH PHOT PLAT/FILM		1838	27	188

Contd.

10.11 Imports by Economic Categoreis (Detail)

(In Thousand Rupees)

I T E M S	May, 2014	FROM JUL-2013	May,2013	FROM JUL-2012
370610 CINEMAGRAPHIC FILM EXPO/DEVEL	460	19406	2147	30290
370690 OTH CINEMA FILM EXPOSE DEVELOP	79	5123	315	2323
370710 SENSITISING EMULSIONS	5145	78322	9197	75642
370790 OTH CHEM PREP,PHOTOGRAPHIC USE	13500	159867	8235	157519
380110 ARTIFICIAL GRAPHITE	1850	17364	2020	13605
380120 COLOIDAL/SEMI COLOIDL GRAPHITE	367	3802	1977	6430
380130 CARBONEOUS PASTE ELECTRODE		6795		3363
380190 OTH,PREP GRAPHITE O/T CARBON	4231	14216	61	9307
380210 ACTIVATED CARBON	19760	159861	14382	174463
380290 OTH ACT CARBON/NAT MINER PROD	8740	132337	8047	105646
380300 TALL OIL WHETHER/NOT REFINED		816	301	790
380400 RESIDUAL LYE FROM WOOD PULP NS	12139	131522	8582	143361
380510 GUM,WOOD,SULPHAT TURPENTIN OIL		5308		2539
380590 OTH TERPENIC OIL CONIFER WOOD	10468	79178	4117	45435
380610 ROSIN AND ROSIN ACIDS	67738	787422	50208	617494
380620 SALT OF ROSIN/RESIN ACIDS DERV		122542	15877	75497
380630 ESTERS GUMS	8491	105395	14525	74373
380690 OTH,ROSIN,SPIRIT,OIL,RUN GUMS	982	54605	4643	42680
380700 WOOD TAR/OIL,CREOSOT,NAPTH ETC		287		63
380850 INSECTICIDE/RODENTICIDE/ETC		2992	16	5923
380891 OTHER INSECTICIDES	933568	5001753	684649	3574086
380892 FUNGICIDES	181807	2489429	132992	1346641
380893 HERBICID,ANTISPROUTING PRODUCT	344031	3485475	339031	2044723
380894 DISINFECTANTS	16384	191715	15266	156905
380899 PLANT-GROWTH REGULATORS R.O-71	3814	222059	9194	189753
380910 FINISHING AGENT AMYLACOUS SUBS	2576	9935		3058
380991 OTH FINISHING AGENT ETC TX ETC	210417	2408021	243818	2048340
380992 OTH FINISHING AGENT DYE CARIER	21847	230644	23635	170406
380993 OTH FINISHING AGENT DYE CARIER	81299	859380	68725	642228
381010 PICKLING PREP METAL SURFACE	67466	657550	56805	540259
381090 OTH PREP FOR METAL SURFACE	4460	73386	17293	67548
381111 ANTI-KNOCK PREP OF LEAD COMP		13		
381119 OTHER,ANTI-KNOCK PREPARATIONS	1239	25223	3399	26759
381121 ADD LUBRICATE,PET OIL BIT MINE	252270	4280196	356777	3866241
381129 OTH ADDITIVE LUBRICATING OIL	137945	1106260	316209	1081436
381190 OTH PREP ADDITIVE FOR LIQU USE	82966	1490139	187312	1474898
381210 PREPARED RUBBER ACCELERATORS	14058	113748	9684	86295
381220 COMPOUND PLASTICIZER RUB PL	26670	253919	110	223914
381230 ANTI-OXIDISING PREPAR & COMPOU	76424	631245	66312	662501
381300 PREP/CHARG FIRE-EXTINGUISHERS	2962	42796	1463	33152
381400 ORGAN COMP SOLVENT/THINNER NES	39444	434379	9803	160747
381511 SUPORTED CATALYST WITH NI/COMP	2476	132680	34700	164441
381512 SUPORTED CATALYST WITH PR/METL	48621	123800		273134
381519 OTHER,SUPPORTED CATALYSTS	22621	324238	19382	829235
381600 REFRACTORY CEMENT,MORTARS,CONS	50169	411709	29593	362446
381700 MIXE ALKYL-BENZEN&MIX AL-NAPHT	728715	6814638	594921	5607730
381800 CHEM ELEMENT/COMP DOP-ELECTRON		22710	768	16132
381900 HYDRALIC BRAKE FLUIDS/LIQUIDS	15005	112221	7007	101996
382000 ANTI-FREEZING PREP/DEICE FLUID	13728	116610	13026	99508
382100 PREP CULTURE MEDIA MICRO-ORGAN	5993	57055	9332	53180
382200 DIAGNOSTIC/LAB REAGENTS/PR-DIA	464287	5158154	411531	4299136
382311 STEARIC ACID	19242	195673	12524	186515
382312 OLEIC (OLIVE) ACID	9261	41666	5794	32919
382313 TALL OIL FATTY ACIDS		11789		39224
382319 OTH INDUS MONOCARBOXYLIC F.ACI	169146	2872060	245738	2019942
382370 INDUSTRIAL FATTY ALCOHOLS	6582	80810	1178	62591
382410 PREP BINDER FOUNDRY MOUL CORES	7411	91609	8147	73655
382430 NON-AGGLOMERATED METAL CARBIDE		61	6	279
382440 PREPARED ADDITIVES FOR CEMENT	5494	254758	5187	174442
382450 NON-REFRACTORY MORTAR CONCRETE		12625	716	7894
382460 SORBITOL O/TH SUB-H-NO.2905.44	74504	496932	29780	271846
382478 CON (PFCs)/(HFCs)BUT NOT(CFCs)	3971	10427	5539	6055

Contd.

10.11 Imports by Economic Categoreis (Detail)

(In Thousand Rupees)

I T E M S	May, 2014	FROM JUL-2013	May,2013	FROM JUL-2012
382479 OTH MIX CON HALOGE DER OF METH	7206	140046	22031	269327
382481 MIX CON OXIRANE(ETHYLE OXIDE)		94		109
382490 OTH,CHEMICAL PRODUCT/PREPARA	1443303	15480114	1369895	13532044
382510 MUNICIPAL WASTE				11
382530 CLINICAL WASTE				490
382549 OTH WASTE ORGANIC SOLVANTS				134
382550 WASTE OF METAL PICK LIQUORS			20	20
382590 OTH RESIDUAL OF CEHM.INDUSTRY		510	22	499
382600 BIODIESE&MIXTURE 70%WT-PET-OIL			744	2223
390110 POLYETHYLENE SP GRAVITY<0.94	2363205	24956812	1902349	18702073
390120 POLYETHYLENE SP.GRAVITY>0.94	1566853	17370963	2123774	16963965
390130 ETHYLENE-VINYL ACETATE COPLMER	198793	1932920	120138	1651744
390190 OTH POLYMER OF ETHYLENE P.FORM	196336	1545540	129053	1190999
390210 POLYPROPYLENE	4375005	40993208	3331320	30664496
390220 POLYISOBUTYLENE	16286	55565	10	169270
390230 PROPYLENE COPOLYMERS	953801	10692292	1062841	8417054
390290 OTHER OLEFINS IN PRIMARY FORMS	32743	239995	6036	138981
390311 POLYSTYRENE EXPANSIBLE	12136	102621	4210	101929
390319 OTHER POLYSTYRENE	104411	618585	53650	448513
390320 STYRENE-ACRYLONITRILE COPOLYMR	20522	296533	24726	211790
390330 ACRYLONITRILE-BUTADINE-STYRENE	366035	2819600	336028	2423808
390390 OTH POLYMERS OF STYRENE,P-FORM	11802	140016	9279	218369
390410 POLYVINYL CHLORIDE,UNMIX SUBST	327776	2929007	166654	1872157
390421 OTH POLYVINYL CHLORIDE,NON-PLA	6955	89490	991	71579
390422 OTH POLYVINYL CHLORIDE PLASTIC	37223	281923	22513	241870
390430 VINYL CHLORIDE VINYL ACETATE	5731	50443	7087	43966
390440 OTH VINYL CHLORIDE COPOLYMERS	13554	105536	2314	48287
390450 VINYLIDENE CHLORIDE POLYMERS		280		1156
390461 POLYTETRALUOROETHYLENE		3597	87	2104
390469 OTHER, FLUORO-POLYMERS		12025	2697	16169
390490 OTH POLYMERS OF VINYL CHLORIDE	1620	12474	1667	14392
390512 POLYVINYL ACETATE AQUE DISPERS	6473	54666	5326	64072
390519 OTH POLYVINYL ACETATE (PVA)	14	57185	1251	36707
390521 VINYL ACETATE COPOLYMERS AQUEO	39435	445256	42636	303417
390529 OTH VINYL ACETATE COPOLYMERS	11437	125218	12723	114121
390530 POLYVINYL ALCOHOL W/N CON UNHY	210775	2242503	180718	1780179
390591 COPOLYMERS	9021	30083		26046
390599 POLYMERS OF OTHER VINYL ESTERS	24069	272233	45600	273124
390610 POLYMETHYL METHACRYLATE	15422	156690	9119	154067
390690 OTHER,ACRYLIC POLYMERS P/FORMS	310014	3706733	268022	2942902
390710 POLYACETALS	17857	141755	16539	157131
390720 OTHER POLYETHERS	706229	9856210	692602	7586890
390730 EPOXIDE RESINS	72118	755005	63229	717374
390740 POLYCABONATES	103234	726892	70894	659254
390750 ALKYD RESINS	2919	100272		189943
390760 POLYETHYLENE TEREPTHACATE(PET)	412166	3126807	220027	917958
390770 POLY(LACTIC ACID)	1284	15075	4655	15616
390791 OTHER POLYESTERS, UNSATURATED	2294	41420	10870	34303
390799 OTH POLYSTERS IN PRIMARY FORMS	43652	412152	29931	384024
390810 POLYAMIDE-6,-11,-12,-6,6,-6,10	19274	199584	15360	190713
390890 OTH POLYAMIDE IN PRIMAR FORM	47940	325926	33856	280840
390910 UREA RESINS, THIOUREA RESINS	3468	48964	2759	35699
390920 MALAMINE RESINS	15450	155631	2441	123004
390930 OTHER AMINO-RESINS	1079	4719		11966
390940 PHENOLIC RESINS	19419	254736	42031	230915
390950 POLYURETHANES	233209	2359158	207349	1995077
391000 SILICONES IN PRIMARY FORMS.	246707	2627812	226723	2113666
391110 PETROL/COUMARONE,INDENE RESINS	8323	90206	7940	73670
391190 OTH,POLYSULPHIDE,SULPHONE/PLAS	16747	130166	9507	85963
391211 CELLULOSE ACETATES,NON-PLASTI		502		
391212 CELLULOSE ACETATES,PLASTICISED	1693	1931		600
391220 CELLULOSE NITRATES(INCL COLLO)	43797	596089	61481	565083

Contd.

10.11 Imports by Economic Categoreis (Detail)

(In Thousand Rupees)

I T E M S	May, 2014	FROM JUL-2013	May,2013	FROM JUL-2012
391231 CARBOXYMETHYL CELLULOSE & SALT	196921	1277194	101399	812696
391239 OTHER CELLULOSE ETHERS	99893	1592372	118572	1103824
391290 OTH CELLULOSE & CHEM DERIVATIV	25313	300915	9535	336906
391310 ALGINIC ACID,ITS SALTS & ESTER	137456	1536948	106447	1233137
391390 OTH NATURAL POLYMERS/MODIFI	58396	326957	27341	224406
391400 ION-EXCHANGERS BASED ON POLYMR	25523	285161	51444	206848
391510 WASTE,ETC OF ETHLY/POLYM/PLAST		10850	809	45645
391520 WASTE,ETC OF STYRENE/POLY/PLAS		26567		
391530 WASTEETC OF VINYL-CHLORIDE/PL	71587	816276	90137	951302
391590 WASTE,ETC PLASTIC/PARING	36978	724884	22612	441609
391610 MONOFILAMENT D>1MM RD/ST/PROFI	229	20552	1532	2362
391620 MONOFILAMENT D>1MM-PL PO VICHL	379	29177	2178	21613
391690 OTH MONOFIL D>1MM PLASTIC-TOH	10280	96130	9314	74413
391710 ARTIFI GUTS OF HARDEN PROTEIN		7398		90225
391721 TUBE,PIPE HOSES,RIGID,OF POLYM	5386	66146	5391	80459
391722 TUBE,PIPE HOSES,POLYMER OF PRO	4103	50450	16607	95445
391723 TUBE,PIPE ETC OF POLYMER VINYL	7215	126392	15393	138021
391729 TUBE,PIPE HOSE,RIGID,OTH PLAST	3894	52926	1967	26812
391731 FLEXIBLE TUBE,PIPE B-PRE27.6MP	19181	80457	9450	75357
391732 OTH,TUBE,PIPE HOSE W/OUT FITNG	2572	33512	1451	18326
391733 OTH TUBE,PIPE NOT REINFORCED	47	8442	342	16334
391739 OTHER TUBES,PIPES AND HOSES,	28838	492711	47117	316580
391890 FLOOR COVERING OF OTH PLASTICS	13150	69772	1736	28031
391910 SELF ADHESIVE PLAT,ETC W<20CM	96993	1036854	80505	811721
391990 OTH,SELF-ADHESIV PLATE,W>20CM	297483	2480518	182327	1976679
392010 OTH PLATES,ETC PLASNON-CELULAR	162913	1414248	135606	1198094
392020 OTH PLATE,ETC PLAST NOT REINFO	155631	1288659	143011	1293173
392030 OTH PLATE,SHEET,ETC OF PLASTIC	4596	241993	30031	258000
392043 OTH PLATE,MAT OF VINYL CHLORID	42782	335936	24663	224460
392049 OTH PLAT,ETC VINYL CHLORID FLX	97215	927305	81792	931904
392051 OTH PLATE,ETC ACRYLIC POLYMERS	917	66040	749	95005
392059 OTH PLAT,ETC OTH ACRYLPOLYEER		10449	1526	14556
392061 POLY CARBONATE IN PLATE, ETC	2881	27175	3002	11711
392062 OTH PLATE ETC POLY(ETH TEREPH)	15159	352199	55138	792552
392063 OTH PLATE ETC UNSAT-POLYSTERS	36091	234048	14859	243806
392069 OTH PLATES ETC OF OTH POLYESTR	14679	131678	9015	196041
392071 OTH PLAT ETC PLAS OF REG CELUL		7833		7887
392073 OTH PLATETC PLASTIC NON CELLU	1194	2760		157
392079 OTH PLAT ETC-PLAS OF CEL DERIV		1062		7
392091 OTH PLATETC PLAS OF PO BUTRAL	3133	27517	5835	29995
392092 OTH PLAT ETC-PLAS OF POLYAMIDE	5010	24013		12484
392093 OTH PLAT ETC-PLAS OF AMINO-RES		892		
392094 OTH PLAT ETC-PLAS OF PHENORESN	3849	7398	992	2302
392099 OTH PLAT ETC-PLAS OF OTH PLAST	41251	535125	38014	422410
392111 PLATES ETC OF PLAS POLY/STYREN		5100		7528
392112 PLAT ETC PLASTIC CEL P-VIN-CHL	31617	393462	33740	391413
392113 PLAT ETC PLA CEL OF POLUURETHA	250086	1965322	220345	1631388
392114 PLAT ETC PLA CEL OF REGERATED	99	12000	2199	8742
392119 FLAT SHET ETC PLA CEL OTH PLAS	37014	434334	62712	506441
392690 OTH, ARTICLES OF PLASTICS	400868	3534656	325652	2923326
400110 NATURAL RUBBER LATEX	188249	3242306	215421	2496945
400121 SMOKED SHEETS	54970	1151869	66529	898913
400122 TECH SPECIFIED NATURAL RUBBER	129884	2148357	312118	1920430
400129 OTHER NATURAL RUBBER	22558	271157	19065	208166
400130 BALATA,GUTTA-PARCHA,CHICLE ETC		466		
400211 STYRENE-BUTADIENE RUBBER LATEX	134542	1235055	117737	1032223
400219 STYREN BUTADIEN RUBER CARBXYLA	175706	2615938	271425	2486409
400220 BUTADIENE RUBBER (BR)	47760	475533	104217	737633
400231 ISOBUTENE-ISOPRENE RUBBER(IIR)	185598	1667531	128478	1545116
400239 OTH,HALO-ISOBUTENE-ISOPRENE RU		191163	7133	124821
400241 CHLOROPRENE RUBBER LATEX (CR),				73
400249 CHLOROPRENE RUBBER O/THAN LATX	71696	458141	36702	384189

Contd.

10.11 Imports by Economic Categoreis (Detail)

(In Thousand Rupees)

I T E M S	May, 2014	FROM JUL-2013	May,2013	FROM JUL-2012
400251 ACRYL BUTADIENE RUBBER LATEX	5504	59115		58607
400259 ACRY BUTAD RUBBER O/THAN LATEX	25679	314962	15836	272331
400270 ETHYL PROPLENE-NON-CONJUGATED	28978	316999	44088	239189
400291 OTH SYNTHETIC RUBBER FACTICE	26061	234344	47623	331625
400299 OTH SYN RUBBER FACTICE D/F OIL	22267	181708	27682	138456
400300 RECLAIMED RUBBER PRIMARY FORM	21347	322804	33362	273619
400400 WASTE,PAROMGS&SCRAP O/TH H-RUB	89181	1237454	41210	659325
400510 COMP WITH CARBON BLACK OR SILI	6995	152823	17283	161193
400520 SOLUTION/DISPERS O/T H-4005.10		234		530
400591 PLATE,SHEET STRIP UN-VUL RUBER		5064	2183	10017
400599 OTHER COMPOUNDED RUBBER	32321	213839	18110	171388
400610 CAMEL-BACK STRIP RETR RUB TYR				100
400690 OTH FORM&ARTIC UNVULCAN RUBBER		8944	88	10020
400700 UNVULCA RUBBER THREAD & CORD	7383	154679	10659	172790
400811 PLATE,SHEET ETC CELLU VULC RUB	26377	130833	5516	89232
400819 RODS&OTH FORMS OF CEL.VULC RUB	3364	12266	959	8685
400821 PLAT,SHET N-CELU VULCANI RUBER	50755	378995	37463	371688
400829 RODS&OTH FORM OF N/CEL VUL RUB	6434	79099	7531	69346
400911 TUBE,PIPE OF RUBBER W/O.FITING	16623	200683	18994	177400
400912 TUBE,PIPE OF RUBER WITH FITING	2542	20227	2241	39685
400921 TUBE,PIPE OF RUB W/O.METL.FIT	2448	132880	1180	16225
400922 TUBE,PIPE OF RUB WITH METL.FIT	760	19057	1683	38505
400931 TUBE,PIPE RUB W/O TEX.METL.FIT	4211	62310	5936	61849
400932 TUBE,PIPE RUB W/TEX.METL.FIT	44	8343	74	7676
400941 TUBE,PIPE RUB W/O OTH.METL.FIT	5362	52176	3324	46781
401700 HARD RUBER IN ALL FORMS/ARTICL	401	17038	1062	8109
410120 W.HID&SKIN BOV.WT8-10KG.UN.SPL	423	33868	1997	29631
410150 WHOLE,HIDE/SK BOV ANI F>16 KG	32771	429201	26532	278821
410190 OTH HIDES INCL BUTT,BEND&BELIE		18038		3903
410210 RAW SKINS OF SHEEP/LAMB W/WOOL	289376	4679355	1481750	3982359
410221 RAW SK SHEP/LAM W-OUT WOOL PKD	6654	369681	3013	286766
410229 OTH RAW SK SHEP/LAM W/OUT WOOL	22646	115275	11576	177434
410320 RAW HIDES & SKINS OF REPTILES				82
410390 OTH,HID/SK FRE SALTED,DRIED,LA	131585	808419	82637	605829
410411 HIDE/SKIN FULL GRAIN UNSPLIT		22496		13835
410419 OTH HIDE,SKIN WET STATE	834	199585	5911	144631
410441 HIDE,SKIN FULL GRAIN DRY STATE	630	27326		14424
410449 OTHER HIDES DRY STATE(CRUST)		9343		2989
410510 WET BLUE LAMB,SHEEP SKIN	85958	1675788	201073	1882409
410530 SHEEP/LAMB SKIN NO WOOL CRUST	4261	50148	1076	81429
410621 GOAT/KID SKIN WET BLUE	90378	809545	96602	415998
410622 GOAT/KID SKIN CRUST	27436	233807	13331	257214
410691 OTH WET BLUE SKINS		10004	3660	3964
410711 WHOLE HIDE SKIN FULL GRAIN BOV		3284		3184
410712 WHOLE HIDE/SKIN GRAIN SPLIT BV	919	13925	4085	6464
410719 OTH WHOLE HIDE/SKIN BOV ANIMAL	76963	609512	64539	789778
410791 OTH HIDE INCL SIDES FULL GRAIN				1023
410792 OTH HIDE INCL SIDE GRAIN SPLIT		2685	8884	27325
410799 OTH LEATHER FURTHER PREPARED	8328	135970	7669	97257
411200 PREPARED LEATHER SHEEP/LAMB	1998	48948	1016	72745
411310 LEATHER PREP.AFTER TANN GOAT	48087	216460	3372	75815
411330 REPTILE LEA PREPAR AFTER TANED				84
411390 OTH LEA FURTHER PREP.AFTR TANE	2796	20342	83	20887
411410 CHOMIS LEATHER	90	90		
411420 PATENT LAMINATED METALIS LEATH	5576	10888	1225	14313
411510 COMP. LEATHER WITH BASIS LEATH	22074	86509		25293
411520 PARINGS, OTH WASTE OF LEATHER		21346	2	480
420600 ARTI OF GUT OF BLADER/ TENDONS	29	33		404
430110 MINK SKINS,RAW,WHOLE/W/O HD,TA		131		14
430130 FURSKINS OF LAMB,WHOLE				2232
430219 OTH,FURSKINS,WHOLE,W&W/OUT H&T	12097	52501	32661	55215
440110 FUEL WOOD,IN LOGS,BILLETS ETC		52		

Contd.

10.11 Imports by Economic Categoreis (Detail)

(In Thousand Rupees)

I T E M S	May, 2014	FROM JUL-2013	May,2013	FROM JUL-2012
440122 WOOD IN CHIPS OR PART NON-CON		620		
440310 WOOD TRET WITH PAINT,STAIN ETC		90402	46318	137224
440320 OTH,CONIFEROUS SPECIES ROUGH	33940	130493	790	14942
440349 OTH,WOOD,NON-CONF SPECIES ROUG	96912	489244	16616	318943
440391 OTH WOOD OAK LOGS NON-CONFIFER		258		669
440399 WOOD OF OTHER NON-CONF SPECIES	63571	501575	57790	637007
440410 CONIFEROUS	8645	63715	3644	39064
440420 NON-CONIFEROUS	411	640		3862
440799 OTH WOOD NON-CONF.SPECIES	202045	1270949	99350	983356
440810 CONIFEROUS SHEET FOR VENEERING	7564	84289	1777	21268
440831 VENEER/DARK RED MERANTI SHEETS			884	2302
440839 OTH VENEER SHEET/TROPICAL WOOD	3428	45185	4803	65738
440929 OTHER NON-CONIFEROUS WOOD	64	2784		10017
441011 PARTICLE BOARD OF WOOD	22	92280	13564	225934
441012 ORENTED STRAND BOARB UN-WORKED		5847		5681
441019 OTH P-BOARD OF LIGNEOUS MATERI		1864		772
441090 OTH P-BOARD NOT AGGLOM W-RESIN	4555	5348	481	2605
441112 MEDIUM DENSITY BOARD (MDF)	149734	1092829	122745	1147246
441113 (MDF)THICKNESS 5MM TO 9MM	11879	202049	34348	213947
441114 (MDF)THICKNESS EXCEEDING - 9MM	79335	967667	57689	673460
441192 OTH (MDF)DENSITY EXC 0.8 g/cm3		168		7113
441193 OTH (MDF)DENSITY 0.5-0.8g/cm3	67798	1213377	49783	895153
441194 OTH (MDF)DENSITY NOT> 0.5g/cm3	160	9096	1533	8286
441210 P-WOOD,VENEER PANELS OF BAMBOO		201		948
441231 OTH P-WOOD OF WOOD SHEET -6MM		4080	1905	6310
441232 OT P-W OUTER PLY NON-CONIFE-WD	15947	171337	21761	151559
441239 OTH PW CONSIST OF WD SHEET-6MM	3733	43038	1490	89050
441294 OTH BLOCKBOARD,LAMINATED&BATEN	2485	7444		5542
441299 OTH PW CONSIST OF WOOD SHEET	1785	17559	1064	51804
441400 WOODEN FRAMES FOR PAINTINGS	1464	12189	924	15613
441510 CASES,BOXES,CRATES,SIM/PACKING	92	3218		2203
441520 BOX PALLETS& OTHER LOAD BOARD	53	427		4807
442190 OTHER,ARTICLES OF WOOD	16777	106563	7611	106565
450110 NATURAL CORK,RAW/SIMPLY PREPAR		1116	907	4949
450190 WASTE CORK,CRUSHED,GRANULATED	665	7471	368	6280
450200 NATURAL CORK,BLOCK,PLATE,SHEER		2		35
450310 CORKS AND STOPPERS		75		50
450390 OTHER ARTICLE OF NATURAL CORK		43		17
450410 BLOCK PLATE SHEET,STRIP CORK	3790	21731	887	15301
460290 OTH BASKET/WICKERWORK/LOOFAH	137	2251	111	1715
470100 MECHANICAL WOOD PULP	32806	471433	54383	462398
470200 CHEM WOODPULP,DISSOLVING GRADE	3809	112530	10382	67833
470311 CHEM WOODPULP UNBLECHED CONIFE	1879	741638		247939
470319 CHEM WOODPULP UNBLE NON CONIFE		11695		
470321 CHEM WOODPULPSEMIBLEACH/BLEACH	358165	3554685	214273	2611984
470329 OTH CHEMWOODPULP BLE/SEMI-BLEH	568435	3114165	351696	1984570
470421 CHEM WOODPULP,S-BLE/BLE CONIFE		7970		7026
470429 CHE W-PULP,S-BLE/BLE NON-CONIF	4578	282092	38565	223089
470500 SEMI-CHEMICAL WOOD PULP	89568	853635	180673	659031
470620 PULP OF FIBRES DERI FROM W-SCR		20569	1065	36668
470692 PULP OTHER CELL MATERIAL CHEM				336
470693 PULP OBTAIN.COMBIN OF CHE/MECH				
470710 UN-BLEACHED KRAFT PAPER	21730	324241	13700	82377
470720 RECOVERED PAPER/PAPER BOARD BL		4630		17310
470730 PAPER/PAPERBPARD MACHINE PULP		4596	4419	44084
470790 WASTE & SCRAP OF OTHER PAPER	160246	2034688	135957	1799454
480100 NEWSPRINT,IN ROLLS OR SHEETS	643146	4957478	601389	4955209
480210 HAND-MADE PAPER & PAPERBOARD		1244	19	1337
480220 PAPER/P-BOARD PHOTO-SENSITIVE	3061	3569	16	9154
480240 WALL PAPER BASE				181
480254 OTH PAPER & PAPERBOARD<40G/SQM	1532	67876	17603	80718
480255 OTH PAPER&PAPERBOARD>40-G/SQM	189856	2313154	229881	1794470

Contd.

10.11 Imports by Economic Categoreis (Detail)

(In Thousand Rupees)

I T E M S	May, 2014	FROM JUL-2013	May,2013	FROM JUL-2012
480256 OTH PAPER&PAPERBOARD IN SHEETS	22548	111676		15753
480257 OTH PAPER WT 40-150 G/M2	36637	352962	10961	215942
480258 PAPER & BOARD WT>150G/M2	57873	350964	34050	430204
480261 OTH PAPER&PAPERBOARD IN ROLLS	449	5612	511	16251
480262 OTH PAPER&PAPER BOARD IN SHEET	142911	2095359	250776	2098073
480269 OTH U-C CARBONISING BASE PAPER	810	16622	3756	18039
480300 TOILET FACIAC TISSUE/TOWEL ETC	33169	239240	22716	175798
480411 KRAFTINER UN COATED UN-BLEACH	134710	1149880	87694	827052
480419 OTH KRAFTLINER UNCOAT ROL/SHET	85729	527813	25739	425082
480421 SACK KRAFT PAPER,UNBLEACHED	432857	4105670	401944	3613751
480429 OTH SACK KRAFT PAP UN-COT RISH		40215	1682	6961
480431 OTH KRAFT P1BORD WT150G/SQMUNB	14799	315038	12321	281700
480439 OTH UNC K-P/BORD WT150G/SQMUB	11838	330737	85225	294765
480441 OTH KR.P/BORD W>150G<2259-UNBL		691		
480442 OTH KRAFT 150-225G BLECH	5944	18024	6100	37678
480449 OTH KRAFT PAPER IN ROCC/SEETS	424	16415	2059	35573
480451 OTH KRAFT PAPER 225G ON BLEACH		3372		9467
480459 OTH KRAFT PAPER IN ROLL 225G		7501		58772
480511 SEMI-CHEMICAL FLOUTING PAPER	22053	115585	561	89799
480512 STRAW FLUTING PAPER		2684		
480519 OTHER FLUTING PAPER	3384	172272	1062	258576
480524 TESTLINER BD WT150G/M2 OR LESS	16262	109269	16662	96309
480525 TESTLINER BOARD WT>150 G/M2	14725	206209	16567	113322
480530 WRAPPING PAPER,UNCOAT	14851	320306	59705	307392
480540 FILTER PAPER/PAPERBOARD,UNCOAT	261	22208	303	15992
480550 FELT PAPER/PAPERBOARD,UNCOATED		5263		4549
480591 OTH P&P/ BOARD<150G UNCOATED	20276	271710	14235	175801
480592 OTH P&P/BOARD 150-225G UNCOAT	11945	90460	12878	124445
480593 OTH P & P BOARD<225G UNCOATED	12472	145710	721	127226
480610 VEGETABLE PARCHMENT PAPER	1321	10245	3203	14514
480620 GREASEPROOF PAPERS	1022	16664	2883	19325
480630 TRACING PAPERS	5121	24846		24209
480640 CLASSINE/GLAZED TRANSPA PAPER	19202	79925	7943	41591
480700 COMPOSITE P/BOARD STICKING FLA	7222	48977	400	3754
480810 CORRUGATED P&P/BOARD PERFORTED	376	1472		3926
480840 SACK KRAFT PAPER CREPED/EMBOSD	905	3782		1947
480890 OTH PAPER,CREPED/EMBOSSED/PERF	4969	40408	4856	29882
480920 SELF COPY PAPER	49229	344475	31383	241432
480990 OTH COPYING / TRANSFER PAPERS	3504	30792	3267	10223
481013 P&P/BOARD FOR WRITING/PRINTING	100312	1519650	180066	1991959
481014 P&P/B IN SHEET 1-SIDE<435/297M				576
481019 OTH PAPER&PAPERBOARD IN SHEET	55617	886234	163749	1674762
481022 LIGHT WEIGHT COATED PAPER		12554		56419
481029 OTH LIGHT WEIGHT COATED PAPER	265794	1253003	3854	35918
481031 KRAFT PAPER&BOARD WT 150G/M2		2159		559
481032 KRAFT PAPER&P/BOARD WT>150G/M2	4008	45867	2514	60945
481039 OTH KRAFT PAPER&P/BOARD BLEACH	219	13396	2373	50617
481092 OTH PAPER&P/BOARD MULTI-PLY	733727	6841052	696494	5810284
481099 OTH PAPER&P/BOARD COATED	20949	225684	19555	195728
481110 P&P/BOARD,TARRED,BITUMINISED	266	3765		2985
481141 GUMMED ADHESIVE PAPER & BOARD	78619	1503702	290753	1268873
481149 OTH GUMMED/ADHESIVE P&P/BOARD	4740	125910	5013	121388
481151 PAPER&PAPER BOARD PLASTIC COAT		75		676
481159 OTH P&P/BOARD PLASIC COAT.	383164	3152469	357112	2261185
481160 P&P/BOARD COATED WAX COVERED.	31540	697401	50049	529069
481190 OTH P&P/B CELLULOSE WADDING	126508	1303993	96429	914031
481320 CIGRETTE PAPER IN ROLL WTH SCM	75168	717669	63869	684206
481390 OTH CIGARET PAPER,BOOKLET/TUBE	33138	538024	72492	493986
481420 WALL PAPER COVERD WITH GRANITE	9095	72148	11569	55218
491199 OTHER, PRINTED MATTER	27155	396038	33416	312022
500200 RAW SILK (NOT THROWN)	8892	69517	16631	104058
500300 SILK WASTE, YARN WASTE&G-STOCK	490	2614		8920

Contd.

10.11 Imports by Economic Categoreis (Detail)

(In Thousand Rupees)

I T E M S	May, 2014	FROM JUL-2013	May,2013	FROM JUL-2012
500400 SILK YARN,NOT RETAIL SALE	61901	413522	53079	457482
500500 YARN SPUN FROM SILK,WASTE NRS	35837	448873	59022	591160
500790 OTHER SILK FABRICS	108255	880444	49550	809758
510111 SHON WOOL GREASY	7639	26103	8694	27738
510119 OTHER GREASY FLEECE WSHED WOOL	68537	311886	15973	220310
510121 SHORN WOOL, DEGREASED	7013	15622		
510129 OTHER DEGREASED WOOL NOT CORBO	3363	14493	6949	32188
510130 CARBONISED WOOL	9982	151033	9540	121506
510219 OTH FINE ANIMAL HAIR KASHMIR		743		
510400 GARNETTED STOCK OF WOOL/A-HAIR			48	434
510510 CARDED WOOL	276	3513		742
510521 COMBED WOOL IN FRAGMENTS		2481		2031
510529 OTHER WOOLTOPS&COMBED WOOL		42425	7184	21933
510531 FINE ANIMAL HAIR,CARDED/COMBED		22843		4483
510610 YARN OF CARDED WOOL 85% WT WOL	19984	281146	35508	298110
510620 YARN OF CARDED WOOL<85% W WOL	9207	157717	11899	140459
510710 YARN OF COMBED WOOL-WOOL=/>85%	2062	30255	1925	15603
510720 YARN OF COMBED WOOL-WEIGHT<85%		6329		27071
510820 YARN OF FINE ANIMAL HAIR COMBD			42	42
510910 YARN OF WOOL /ANIMAL HAIR 85%>	453	453		
510990 OTH YARN OF WOOL / ANIMAL HAIR			30	2312
511300 WOV. FAB. COARSE ANIMAL HAIR.		1351		1692
520100 COTTON, NOT CARDED OR COMBED.	2377861	55938199	7795758	80808184
520210 YARN WASTE(INCL.THREAD WASTE)	4726	23991	1563	23846
520291 GARNETTED STOCK				33
520299 OTHER COTTON WASTE	11791	114275	2023	32498
520300 COTTON, CARDED OR COMBED.	4206	8908		2312
520411 COTTON SEWING THREAD 85%/MORE		1302		
520419 OTH COTTON SEWING THREAD 85%>	794	6847		7441
520420 COTTON SEWING THREAD,RETL SALE		5252	125	4255
520511 SIN.COT.YAR.U.COM.FIB.D-714.29	63336	820714	79066	1051976
520512 S-COT.YARN UCF.D-232.56-714.29	45941	1411493	55231	602009
520513 S-COT.YARN UCF.D-192.31-232.56	26227	548580	43112	251097
520514 S-C. YARN UCF D-125.00-193.31.	906	13932	1955	35921
520515 S/C YARN UCF.D< 125.00-193.31.		232353	17996	65830
520521 S/C YARN COM.FIB D-714.29/MORE	7242	56400		96517
520522 S/C YARN LF.DX.232.56-714.29	43150	961179	95214	642566
520523 S/C.YARN LF.DX.192.31-232.56		392473	26197	491515
520524 S/C YARN COM.FIB.125-192.31-DX	49316	554706	33185	273697
520526 S/C YARN LF. DX. 106.30-125.	37807	208585	9335	122112
520527 S/C YARN COM.FIB.106-36-125-DX	75181	2936268	54300	1502066
520528 S/C YARN COMBED FIB.< 83.33-DX	85592	2824959	130499	1415146
520531 MUL/CAB.C/Y.ULF.>714.29DECITEX	39581	1382387	88930	823063
520532 MUL/CAB C/Y ULF.232.56-714.29D	1737	72976		4784
520533 MUL/CAB.C/Y ULF.192.31-232.56D		399		1006
520534 MUL/CAB.C/Y ULF.125-192.31 DX.		64452		
520535 MUL/CAB.C/Y UN.COM.FIB<125.DX.	100456	1364172	238683	1349205
520541 MUL/CAB.C/Y COM.FIB>714.29DX		133		
520542 MUL/CAB.C/Y CF.232.56-714.29DX	688	35414		40054
520543 MUL/CAB.C/Y CF.129.31-232.56DX			8448	9029
520544 MUL/CAB.C/Y C.FIB-125-192.31DX		14438	4513	20456
520547 MUL/CAB C.Y CF.83.33-106-38 DX	24969	49770		23218
520548 MUL/CAB.C/Y COM.FIB.< 83.33.DX		48555	17421	178934
520611 S/C YARN UN COM. FIB>714.29 DX	639	80176	1451	72332
520612 S/C YARN UN.COM. FIB.<71429.DX	13859	38881		10661
520613 S/C.YARN UN.COM.FIB.<832.56DX.		2702		
520614 S/C YARN UN.COM.FIB.<192.31DX		3044		
520615 S/C YARN UN.COM. FIB.<125DX.		975		
520621 S/C YARN COMBED FIBRE 714-29DX		221		
520622 S/C YARN COMBED FIB.<714.29DX		7085		9092
520623 S/C YARN COMBED FIB.<232.56DX		16522		756
520632 MUL/CAB C/Y UCF<D714.29,232.56				125

Contd.

10.11 Imports by Economic Categoreis (Detail)

(In Thousand Rupees)

I T E M S	May, 2014	FROM JUL-2013	May,2013	FROM JUL-2012
520634 MUL/CAB C/Y UCF <192.31,125DX		252		1999
520635 MUL/CAB C/Y UN-COM F/B<125DX		23461	2446	6112
520642 MUL/CAB C/Y CF<714.29,232.56D		96		945
520645 MUL/CAB C/Y COM FIB<125DX				208
520710 C/Y CON>85 % WT OF COT PER-SAL		120	75	1712
521225 OTH W-FAB COT PRINTED>200G/SQM		1588	1480	2749
530110 FLAX, RAW OR RETTED		16089	4	4
530121 FLAX,BROKEN OR SCUTCHED N-SPUN		18286		3924
530129 OTH, FLAX,HACKLED NOT SPUN	10738	41551		10806
530130 FLAX TOW AND WASTE INCLY-WASTE				15
530290 OTH,TRUE,HEMP RAW,PROSS N-SPUN				16
530310 JUTE/OTH TEXT BAST FIB RAW/RET	159190	4156734	789016	4266302
530390 OTH, WASTE OF JUTE&TEXTILE FIB		30148	48	63008
530500 COCONUT,ABACA RAMIE,RAW/PROCE	12650	414025	42400	282440
530610 SINGLE FLAX YARN	17216	106809	2473	21944
530620 MULTIPLE OR CABLED YARN		1326		390
530710 SINGLE,YARN OF JUTE OR OTH FIB	7302	235862	4022	98795
530720 MULTIPLE OR CABLED YARN(RAMIE)	1298	25717	3526	29172
530810 COIR YARN	2429	36848	1802	36353
531100 WOV FAB OF OTH VEG TEX FIB		2427	1183	4785
540110 SEWING THREAD SYTHA FILAMENT	89383	872616	78157	821636
540120 SEWING THREAD ARTIFICIAL FILAM	177387	1716351	124862	1225077
540211 HIGH TENANCITY YARN OF ARAMIDS		6286		17263
540219 OTH HIGH TENANCITY NYLON YARN	283	11137	1023	22002
540220 HIGH TEN YARN OF POLYESTERS	5343	21273	140	18493
540231 FILAMENTS YARN NYLON POLY 50	165189	1255258	104705	1082054
540232 FILAMENTS YARN NYLON/OTH POLY	23200	267189	29639	207477
540233 FILAMENTS YARN OF POLYESTERS	1622096	20512396	1846146	14951826
540234 TEXTURED YARN OF POLYPROPYLENE	16909	113986	11875	84410
540239 OTH, SYNTHETIC FILAMENTS YARN	55075	398084	9444	263407
540244 OTH YARN SINGLE UN-TWIST/TWIST	292338	4236536	483726	4373188
540245 ELASTOMERIC YARN OF NYLON	56085	633492	30603	691107
540246 ELASTOMERIC YAR,POLY-PARTIALLY	5044	49638	2914	33345
540247 ELASTOMERIC YARN OF POLYESTERS	634590	5359502	543967	4827726
540248 O-ELASTOMERIC OF SPANDEX/LYCRA	6299	48596		34922
540249 OTH,YARN,SINGLE,50 TURNS/MTR	77786	473925	11095	175724
540251 OTH S/Y TWIST>50/M NYLON,POLYA	4352	30429	3682	58529
540252 OTH S/Y TWS>50/M OF POLYESTER	30497	467336	34244	345054
540259 OTH S/Y TWS>50M OF OTH POLYEST	91	81767	2275	108582
540261 OTH Y-MULTIPLE/CAB NYLON/POLYM	71118	545146	32806	360349
540262 OTH Y-MULTI/CAB OF POLYESTER	74633	724471	49525	544645
540269 OTH Y-MULTI/CAB NOT RETAIL SAL	11004	32873	406	17441
540310 HIGH TENACITY YARN OF VISCOS		1		1770
540331 OTH Y/S UN-TWST VISCOSE RAYON	980783	9099389	648206	7098303
540332 OTH Y/S VIS RAY >120TURNS/MTRS	213299	2707331	184398	3318385
540333 OTH YARN,SINGLE CELLULOSE ACET		31175	776	30252
540339 OTH ARTIF FILAMENT YARN SINGL	64519	499507	47333	459354
540341 OTHER YARN OF VISCOSE RAYON	6556	131961		122207
540349 OTH ARTI FILAMENT YRN VIS RAYO	352	4340		679
540411 ELASTOMERIC SYN-MONOFILAMENT	10141	44634		991
540412 OTH MONOFILAMENT OF POLYPROPYL		13386		23746
540419 OTH SYN MONOFILAMENT OF 67-DEX	6118	103603	6299	83458
540490 OTH SYNTH YARN & SYNTH TEX MAT	1176	153146	2490	91767
540834 OTH WOV FAB ART.FIL YARN PRINT		8		362
550110 SYN FIL TOW NYLON/O0POLYAMIDES		203		1623
550120 SYN FILAMENT TOW OF POLYESTERS	13958	97748	22899	82055
550130 ACRYLIC OR MODACRYLIC	261323	3268841	215473	2625703
550140 STN FILAMENT TOW-POLYPROPYLENE				1071
550190 SYNTHETIC FILAMENT TOW,N.S.	11339	80854	12397	58791
550200 ARTIFICIAL FILAMENT TOW	323870	4180335	324022	3531406
550311 SYN STAPL FIB OF NY OF ARAMIDS		16859	3369	10513
550319 OTH SYN STSPL FIB NOT CARD/COM	30413	141567	738	87312

Contd.

10.11 Imports by Economic Categoreis (Detail)

(In Thousand Rupees)

I T E M S	May, 2014	FROM JUL-2013	May,2013	FROM JUL-2012
550320 SYN STA FIB POLYESTER N-CRD/CD	1379461	13338434	995399	11722110
550330 SYN STA FIB ACRYLIC N-CRD/COMD	192014	2878855	300329	3257939
550340 SYN STAFIB POLYPROPYLENE N-C/C				577
550390 SYN STAPLE FIB NOT CARDED/COMB	3136	30609	3207	103467
550410 ART-STA FIB VIS RAYON N-CRD/CO	1557505	12650764	660922	11479205
550490 OTH ART STAPLE FIB NOT CARDED	517230	3725187	136390	1608626
550510 WASTE SYNTHETIC FIBRES		4460		12727
550520 WASTE ARTIFICIAL FIBRES				1099
550610 SYN STA FIB CRD,COM SPIN NYLON		501	4266	8219
550620 SYN STA FIB CRD,COM SPN POLYES	29360	379793	28719	220588
550630 ACRYLIC FIBRES CARDED/COMBED	21810	44583		98704
550690 SYNTHETI FIB CARDED/COMBED NS	293	351	7004	10223
550700 ARTIFI STAPLE FIB CARDED/COM	251	1302		1897
550810 SEWING THREAD SYN STAPLE FIBRE	7415	104850	3107	84585
550820 SEWING THREAD ART STAPLE FIBRE	11341	128455		1484
550911 S/Y STA FIB 86% WT NYLON	47188	557232	12015	304340
550912 MULTI CAB YRN SYN FIB NYL 85%W	696	127805	32492	417748
550921 S/Y SYN STA FIB 85% WT POLYSTR	419092	4864074	400683	4259362
550922 MULTI STA FIB 85% W POLYESTER	78237	715993	34497	503762
550931 SINGLE YARN85% OR MORE ACRYLIC	26536	240475	20364	202046
550932 MUL/CAB YARN 85% ACRYLIC FIB	79421	557368	32570	477937
550941 SINGLE YARN 85% WT SYN STA FIB	4425	72777	3746	14103
550942 MUL/CAB YARN SYN STA FIB 85%WT	1155	3592	16	791
550951 O/YRN POLYES STA FIB MIX ARTIF	98362	1561020	100639	1114542
550952 O/YRN MX WITH WOOL/FINE A-HAIR		1166		743
550953 OTH YRN OF POLYESTER MIX COTTN	25526	59671	150	7957
550959 OTH YRN OF POLY STAPLE FIBRE	23441	354839	19663	309671
550961 O/YRN OF ACRYLIC S-FIB MX WOOL	17147	82242		24720
550962 OTH YARN ACRYLIC MIX COTTON				97
550969 YARN ACRYLIC FIB NOT FOR R-SAL	32690	640528	29811	423168
550991 O/YRN OF SYN S.FIB MIX WOL/HAI				6752
550999 OTH YARN SYN FIB NOT FOR R-SAL	15811	90972	4501	125506
551011 S/YRN ART STA FIB>85% STAPLE-F	62379	870777	23157	366339
551012 MUL/CAB YARN ART STA FIB>85%W		26878	5749	61165
551020 O/YRN ART STA FIB MX WOL/F-HAI				2652
551090 O/YRN ATT STA FIB<85%ART ATA-F	14773	85151	7216	41723
551110 YARN 85%MORE OF SYN STAP FIBRE		1600	2012	2495
551120 YARN<85% BY WT SYN STAP FIBRE		8754		
560290 OTH FELTS,NOT IMPREGNATE,COAT	44155	146698	6062	75791
560311 N-WOVNS, M-MADE FILA>25G/SQM	21400	633463	41579	399528
560312 N-WOV,M-MAD FIL>25G/SQM>70GSQM	110847	794114	42008	470923
560313 N-WOVNS,M-MAD FIL>70G/SQM>150G	25537	378148	36177	218667
560314 N-WOV,M-MAD FLAME WT>150G/SQM	17033	183133	17001	136744
560391 OTH NONWOVENS, WT>25 G/SQM	391	4887		900
560392 OTH N-WOV,WT>25G/SQM>70 G/SQM	4174	66243	6893	59722
560393 OTH,NON WOVEN>70G/SQM>150G/SQM	3972	43685	10478	40755
560394 OTH,N-WOVEN WEIGHING>150G/SQM	235380	1574908	144955	1254168
560410 RUBBER THREA AND CORD,TEX COVE	9194	65971	7395	65739
560490 OTHER,TEXTILE COVERED MATERIAL	18300	106260	9393	78241
581099 OTH TEXTILE MATERIAL.		64552	3043	74714
581100 QUILTED TEXTILE PRODUCT PIECE.	7187	62678	3205	48584
590110 TEX FAB.GUM COATED/AMYLAC,SUBS	5936	56243	8420	43327
590290 OTH,TYRE CORD FAB YARN VIS-RYN		74		2436
590310 TEX.FAB.IMP,COV/LMTD PICAL.	118514	1117907	119608	1107180
590320 TEX.FAB IMP,COATED,POLYURETHAN	120908	1122167	45866	753309
590490 OTH FLOOR COVERINGS, LINOLEUM				1327
590500 TEXTILE WALL COVERINGS.		79		476
590610 ADHESIVE TAPE < 20 CM	1806	28249	2530	13557
590691 RUBBERISED TEX FAB,KNIT/CROCH	9512	25687		2647
590699 OTHER,RUBBERISED TEX FAB,N.S	10111	231172	32895	159366
590700 TEXTILE FABRICS O/W IMPG/COATD	20948	361522	23017	370906
630800 SETS OF WOVEN FABRICS AND YARN		253		111

Contd.

10.11 Imports by Economic Categoreis (Detail)

(In Thousand Rupees)

I T E M S	May, 2014	FROM JUL-2013	May,2013	FROM JUL-2012
630900 WORN CLOTHING&OTH WORN ARTICLE	1718087	16925335	1231740	13272481
631010 USED&NEW RAGS,SCRAP,TWINE,ETC		7304	6008	14282
640590 OTHER FOOTWEAR	11365	108326	2376	65782
640610 OTH PARTS OF FOOTWEAR N.S.	39	19874	6161	10569
640620 OUTER SOLE/HEEL OF RUB/PLASTIC	19411	146047	14621	77744
640690 PARTS OF FOOTWEAR/OTH MATERIAL	8474	94008	8540	51510
650100 HAT-FORM/BODY,HOODS OF FELT		23		11
700800 MUL-WALLED INSULATE UNIT GLASS	6560	54862	3119	20652
700910 REAR VIEW MIRRORS FOR VEHICLES	7912	43047	4616	51730
700991 UNFRAMED GLASS MIRRORS	58051	625461	66654	674790
701399 O-GLASSWARE INDOOR DECORATION	156152	1465124	140924	1080843
701890 OTH GLASS ART O/T IMI-JEWELERY	3806	54873	8038	40593
701911 SILVER/ROVINGYARN C/STAND=50MM		1156	135	3104
701912 ROVINGS	27700	88698	3721	55703
702000 OTH ARTICLES OF GLASS	2270	88334	2452	36768
710110 NATURAL PEARLS				228
710121 CULTURED PEARLS UNWORKED		99		
710122 CULTURED PEARLS WORKED			59	59
710229 OTH IND DIAMONDS O/WISE WORKED				169
710239 OTH NON-IND DIAMOND WORK,N-MOU		80		
710310 UN-WORKED/SIMPLY SAWN PRE-STON	2287	6682	4886	23636
710391 RUBIES,SAPPHIRE,EMERALD WORKED				17
710399 OTH SEMI/PRE STONES WORKED N.S	86	5067	144	9654
710410 PIEZO-ELECTRIC QUARTZ				14
710590 OTH DUST/POWDER NAT SYN PRE ST		279	304	304
710610 SILVER POWDER		6		10540
710691 SILVER UNWROUGHT		615119	155574	186023
710692 SEMI-MANUFCTURED SILVER	11860	99957	11014	177370
711011 PLATNIUM UNWROUGHT/POWDER FORM				334
711019 OTH PLATINUM OTH SEM MFG FORM		100		3627
711029 OTH PALLDIUM OTH SEM MFG FORM				2885
711031 RHODIUM UNWROUGHT POWDER				1736
711049 OTH MET-PLAT GRUD/ALOY S-MED F		13		
730890 OTH STRUCTURE OF IRON OR STEEL	314213	3397356	375591	4591105
730900 RESERVTORS,TANKS,VATS SIMICONT	54788	180105	337	33425
731010 TANKS,CASKS,DRUMS,CANS,BOX>50	17318	69203	8200	45461
731021 CAN,CLOSED BY SOLD/CIMP CAP<50	12093	106811	10071	130268
731029 OTH TANK,CASK,DRUM,BOX CAP<50	60871	574885	26606	419263
761090 ALUM STRUCTURE & PARTS N.E.S.	36692	148106	15465	162567
761100 ALUM RESERVOIRS,TANKS VATS ETC		213	2755	5237
761210 COLLAPSIBLE TUBULAR CONTA ALUM	2929	29383		21601
761290 OTH CASKS,DRUM,CAN,BOXES ALUMI	291965	1804161	190854	1017472
890800 VESSELS&F-STRU FOR BREAKING UP	4166137	72396244	18335558	66098327
900110 OPTICAL FIB,OPTI FIB BUNDLES	19602	265183	9105	124742
900120 SHEET,PLATE OF POLARISING MATE		1612		110
900130 CONTACT LENSES.	5667	15281	1468	25626
900140 SPECTACLE LENSES OF GLASS.	2481	31491	1203	17613
900150 SPECTACLE LENSES OTH MATERIAL	2321	9006	347	8170
900190 OTH LENSES, PRISMS, MIRRORS	3307	12163	9818	21052
900211 OBJETIVE LENSE CAMRA/PROJECTOR	27	5799	463	10947
900219 OTHER OBJECTIVE LENSES.	78	2047	652	4345
900220 FILTERS FOR OBJECTIVE LENSES		390	589	1980
900290 OTH,MOUNTED OPTICAL ELEMENTS	6910	16942	926	8880
900311 FRAMS,MOUNTINGS OF PLASTICS	339	5812	528	5509
900319 FRAM,MOUNTING OF OTH MATERIAL	3191	28741	1390	27977
900390 PART FOR FRAMES&MOUNT SPECATLE		244	8	604
900410 SPECTACLES,GOGGLES SUNGLASSES	31593	219973	21532	210957
900590 PARTS/ACCESSORIE OF BINOCULARS	714	1221		1149
900630 CAMERA USED IN UNDERWATE SURVY		82	751	8125
900640 INSTANT PRINT CAMERAS		5871		
900653 OTH CAMERA ROLL FILM OF35MM		346		349
900659 OTH CAMERA PHOTOGRAPHIC		300	393	3426

Contd.

10.11 Imports by Economic Categoreis (Detail)

(In Thousand Rupees)

I T E M S	May, 2014	FROM JUL-2013	May,2013	FROM JUL-2012
900661 DISCHARGE LAM FLASHLIGHT APPAR		136		636
900669 OTH PH-GRAPHIC FLASHLIGHT APPA		5484	141	1126
900691 PARTS,ACCE PHOTOGRAPHIC CAMERA	116	2858	774	7441
B. CAPITAL GOODS TOTAL	28892136	274923681	27027323*	269466516
250100 SALT/PURE SODIUM CHLORIDE	2472	30340	2296	28114
250200 UNROASTED IRON PYRITES				4
250300 SULPHUR OF ALL KINDS	94445	945450	202326	1222338
250410 NATURAL GRAPHITE OF ALL KINDS	4118	78273	8013	84216
250490 OTHER,NATURAL GRAPHITE		246	43	676
250510 SILICA SANDS AND QUARTZ SANDS	493	16334	3278	8476
250590 OTHER NATURAL SANDS	59	13544	364	5631
250610 QUARTZ (O/T NATURAL SANDS)		6653		335
250620 QUARTZITE ROUGHLY TRIMMED		3029		1924
250700 KAOLIN & OTH KAOLIN CLAYS	67668	697832	51323	485914
250810 BENTONITE	6291	68466	5290	108425
250830 FIRE-CLAY		10588		2773
250840 OTHER CLAYS	3637	47396	6595	42250
250860 MULLITE				30
250900 CHALK	20495	127747	6949	142347
251110 NATURAL BARIUM SULPHATE	8835	193511	4928	161814
251200 SILICEOUS FOSSIL MEALS	3456	26757	1313	14416
251310 PUMIC STONE W/NOT HEAT TREATED	10445	58493	2723	32826
251320 EMERY,NATURAL CORUNDUM,GARNET	3217	48831	7642	60714
251511 MARBLE/TRAVERTINE,CRUDE ROUGH	52971	242430	272	16721
251512 MARBLE,TRAVERTINE,MERELY CUT	1068	9689	801	8227
251611 GRANITE,CRUDE/ROUGHLY TRIMMED	44	11301	1127	11355
251612 GRANITE,MERELY CUT,BY SAWING		697		413
251620 SANDSTONE,CRUDE/ROUGHLY TRIMED		3429	1340	1761
251690 OTH MONUMENTAL BUILDING STONE	414	2725	234	904
251710 PEBBLES,GRAVEL/CRUSH STONE ETC	276	703		27
251741 GRANULES,CHIP & POWDER,MARBLE		5979		841
251749 OTH GRANULE,CHIPPING & POWDER		3728		
251810 DOLOMITE, NOT CALCINED		1260		2038
251830 DOLOMITE RAMMING MAX	1587	3245		12200
251990 OTH FUSED MAGNESIA,DEAD BURNED	6871	104039	7376	83427
252010 GYPSUM; ANHYDRITE	5399	38740	4187	27689
252020 PLASTERS OF CALCINED GYPSUM		3367	3	2000
252210 QUICKLIME		165		506
252220 SLAKED LIME		2924		2251
252230 HYDRAULIC LIME		50	587	1724
252310 CEMENT CLINKERS		2525		
252321 WHITE PORTLAND CEMENT	401	1935	60	3691
252329 OTHER PORTLAND CEMENT	66386	452692	6631	141048
252330 ALUMINOUS CEMENT(CEMENT FONDU)	751	16615	1505	12640
252390 OTHER HYDRAULIC CEMENTS	19042	435878	39723	312278
252410 ASBESTOS CROCIDOLIITE				3085
252490 OTHER ASBESTOS	2684	228150	3711	303435
252510 CRUDE MICA,MICA RIFTED SHEETS		69	170	170
252520 MICA POWDER		6915		4797
252610 NATURAL STEATITE,NOT CRUSHED	272024	2897835	10115	219940
252620 NATURAL STEATITE,CRUSH/POWDER	2232	20873	362	24886
252800 NATURAL BORATES & CONCENTRATES				8684
252910 FELDSPAR		219		
252922 FLUORSPAR>97% CALCIUM FLORIDE		4941		1065
252930 LEUCITE;NEPHELINE,NEPH SYENITE				1044
253010 VERMICULITE,PERLITE CHLORITES		1754	81	1406
253020 KIESERIT,EPSOMITE(NAT MAG SULP				731
253090 OTHER,MINERAL SUBSTANCES	11989	328129	30483	370276
260111 IRON ORES,CONCEN,NON-AGGLOMERT		1128469		2593489

Contd.

10.11 Imports by Economic Categoreis (Detail)

(In Thousand Rupees)

I T E M S	May, 2014	FROM JUL-2013	May,2013	FROM JUL-2012
260112 IRON ORES CONCEN,AGGLOMERATED		67		2061163
260200 MAGANESE ORES & CONCENTRATES				30682
260600 ALUMINIUM ORES/CONCENTRATES				104
260700 LEAD ORES AND CONCENTRATES	1087	10263	3116	7778
261000 CHROMIUM ORES AND CONCENTRATES		40710		27882
261400 TITANIUM ORES & CONCENTRATES	2268	24074	3640	29405
261510 ZIRCONIUM ORES AND CONCENTRATE		8106		
261710 ANTIMONEY ORES AND CONCENTRATE		41		
261790 OTHER ORES AND CONCENTRATES				1441
261800 GRANULATED SLAG M/G IRON,STEEL	16294	17017		4040
261900 SLAG,DROSS OTH WASTE,IRN/STL	21295	73666		6369
262011 HARD ZINC SPELT MAINLY OF ZINC		1783		906
262019 OTH,ASH&RESIDUE C/MAINLY ZINC	11764	30224	728	4406
262040 ASH&RESIDUE MAINLY OF ALUMNIUM		10513		877
262099 OTH ASH&RESIDUE CANTAIN METAL		630		
262190 OTH SLAG &ASH,RESIDUES M-WAST		6513		3590
270111 ANTHRACITE NOT AGGLOMERATED		6045		4431
270112 BITUMINOUS COAL,NOT AGGLOMERAT		171574		
270119 OTHER COAL,NOT AGGLOMERATED	2641433	25622051	6810724	44549558
270120 BRIQUETTES SIMILAR SOLID FUEL		1184	862	2845
270210 LIGNITE NOT AGGLOMERATED		3234		3440
270300 PEAT INCLPEAT LITTER		7366		8354
270400 COKE/SEMI OF COAL,RETORT CARBN	427075	4268837	125163	1418312
270500 COAL GAS,WATER GAS,SIMILAR GAS		469		565
270600 TAR FROM COAL/LIGNITE/PEAT ETC		3387	136	3203
270710 BENZOLE (BENZENE)		44950	1485	28510
270720 TOLUOLE (TOLUENE)			14327	39134
270730 XYLOLE (XYLENES)	170153	2013035	192500	1541829
270740 NAPHTHALENE		7620		592
270750 OTH STOCK FOR CARBON BLACK	16090	371086	67120	318473
270791 CREOSOTE OILS		65		1028
270799 OTH OIL /PROD DISTLION COALTAR	28331	702424	62810	834417
271019 KEROSENE,INCL KER.TY. JET FUEL	1348471	11348161	1145220	10508210
271129 OTH GAS HYDROCARBON GAS STATE		6708	957	6685
271210 PETROLEUM JELLY	30779	190078	28038	183237
271220 PARAFIN/WAX,CONT WT<0.75%OIL	34977	285153	23719	387458
271390 OTH RESIDUE PETROLEUM BITUMEN		1004	126	1184
271410 BITUMEN OIL SHALE & TAR SANDS		35329		5181
271500 BITUMEN MIXTURES,NATURAL	8476	361422	51850	184902
280110 CHLORINE		1093		
280120 IODINE	35540	368731	48822	330110
280200 SULPHUR,SUB/PRE COLLI.SULPHER	833	12256	894	10333
280300 CARBON(INCL CARBON BLACK)NES	138134	1136620	177772	1159204
280410 HYDROGEN.		6874	229	1783
280421 ARGON	4066	56759	4398	60243
280429 OTHER, RARE GASES.	10649	137002	7163	88181
280430 NITROGEN		1939	296	3245
280440 OXYGEN		20073	72	87861
280450 BORON, TELLURIUM		261	511	511
280461 SILICON CON & 99.99% BY WEIGHT		15057		15847
280469 OTHER SILICON	3236	33130	1213	15064
280470 PHOSPHORUS	7557	55531	2618	66669
280480 ARSENIC		11923		6092
280490 SELENIUM	9243	132812	482	59226
280511 SODIUM	264	264		
280512 CALCIUM	361	361		21382
280519 OTHER ALKALI METALS	28	21417	814	9112
280530 RARE-EARTH METAL NS				23
280540 MERCURY	4237	8004	2694	4140
280610 HYDROGEN CHLORIDE (HCL ACID)		1947	13	2399
280620 CHLOROSULPHURIC ACID				12326
280700 SULPHURIC ACID; OLEUM		2648	32	5743

Contd.

10.11 Imports by Economic Categoreis (Detail)

(In Thousand Rupees)

I T E M S	May, 2014	FROM JUL-2013	May,2013	FROM JUL-2012
280800 NITRIC ACID;SULPHONITRIC ACIDS	6730	130160	8196	107707
280910 DIPHOSPHORUS PENTAOXIDE		4589	316	11966
280920 PHOSPHORIC/POLPHOSPHORIC ACIDS	2266913	20792434	1260502	25723676
281000 OXIDES OF BORON;BORIC ACIDS	18149	205611	25727	169494
281111 HYDROGEN FLUORIDE	862	5784		9495
281119 OTHER INORGANIC ACIDS.	12329	130348	15508	120112
281121 CARBON DIOXIDE	17802	244418	84858	373896
281122 SILICON DIOXIDE (SILICA)	52844	576013	45989	463829
281129 OTH INORGANIC OXYGEN COMPOUNDS	732	18237	243	10502
281210 CHLORIDES AND CHLORIDE OXIDES		158		701
281290 OTH HALIDE/HALIDE OXIDES	3360	20937	2144	9728
281310 CARBON DISULPHIDE			47	47
281390 OTH SUPHIDE OF NON-METALS		9061		15689
281410 ANHYDROUS AMMONIA	29	2578		24533
281420 AMMONIA IN AQUEOUS SOLUTION	467	112650	1088	46355
281511 SODIUM HYDROXIDE SOLID	14391	75799	9968	51179
281512 SODIUM HYDROXIDE AQUEOUS SOL	13426	14949		14784
281520 POTASSIUM HYDROXIDE (CAUSTIC)	29470	271865	19658	112929
281530 PEROXIDES OF SODIUM/POTASSIUM	44	52		311
281610 HYDROXIDE/PEROXIDE OF MAGNESUM	6706	46557	9020	56979
281640 STRONTIUM,OXIDE,H-OXIDE,PEROXI		17	30	42
281700 ZINC OXIDE;ZINC PEROXIDE	20574	185405	9118	184220
281810 ARTIFICIAL CORUNDUM NOT DEFIN	4103	37953	459	26153
281820 ALUMINIUM OXIDE O/T ARTIFICIAL	14266	136773	20833	122134
281830 ALUMINIUM HYDROXIDE	33675	450008	40568	322268
281910 CHROMIUM TRIOXIDE	13295	121748	17594	86863
281990 OTH,CHROMIUM OXIDES&HYDROXIDE		12116	796	17835
282010 MANGANESE DIOXIDE	3685	33831		27567
282090 OTHER, MANGANESE OXIDES		1917		5361
282110 IRON OXIDES AND HYDROXIDES	61328	365900	51302	427667
282120 EARTH COLOURS				580
282200 COBALT OXIDE & HYDROXIDE	1232	62925	6173	64372
282300 TITANIUM OXIDES.	17668	234080	49884	241829
282410 LEAD MONOXIDE(LITHARGE,MASICOT		12507		8789
282490 OTHER, LEAD OXIDES		807	830	1425
282510 HYDRAZINE,YDROXYLAMINE SALT		76359		33358
282520 LITHIUM OXIDE AND HYDROXIDE		10166	5587	22462
282530 VANADIUM OXIDES AND HYDROXIDES		34909	31	7175
282540 NICKEL OXIDES AND HYDROXIDES		1969		29
282550 COPPER OXIDES AND HYDROXIDES		11615	702	4687
282570 MOLYBIDENIUM OXIDES/DIOXIDES		65		54
282580 ANTIMONY OXIDES		100584		117702
282590 OTH INORGANIC BASE/METAL OXIDE	599	13303	378	10684
282619 OTHER, FLOURIDES	5885	25208	2324	22348
282630 SODIUM HEXAFLOROALUMINATE		2078		21
282690 OTHER,COMPLEX FLUORINE SALTS	1318	20157	766	8081
282710 AMMONIUM CHLORIDE	2487	64724	1617	125724
282720 CALCIUM CHLORIDE	17299	50315	6620	63230
282731 CHLORIDES OF MAGNESIUM	1161	18638	1466	16172
282732 CHLORIDES OF ALUMINIUM		3233		1094
282735 CHLORIDES OF NICKEL	1676	25309	3585	18427
282739 OTHER CHLORIDES:	7326	62064	10518	127210
282741 CHLORIDE OXIDE/HYDROXIDE COPER				94
282749 OTH CHLORIDE OXIDE/HYDROXIDES		1148	109	6493
282751 SODIUM POTASIUM BROMOMIDES		3407	2984	6351
282759 OTH BROMIDE/BROMIDE OXIDE		8607		3307
282760 IODIDES AND IODIDE OXIDES	3281	35774	748	29178
282810 COM CAL HYP (BLEACHING POWDER)		959		1028
282890 OTH HYPOCHLORITES/HYPOBROMITES	4692	29169	5225	38293
282911 CHLORATES OF SODIUM		6783	13	13901
282919 OTH CHLORATES/PERCHLORATES	31552	485464	42070	365831
282990 OTH BROMATES/PERBROMATE/IODATE	21	7659	24	59508

Contd.

10.11 Imports by Economic Categoreis (Detail)

(In Thousand Rupees)

I T E M S	May, 2014	FROM JUL-2013	May,2013	FROM JUL-2012
283010 SODIUM SULPHIDES	28291	745412	94062	724056
283090 OTH, SULPHIDES, POLYSULPHIDES	553	9566		380
283110 SODIUM DITHIONITE,SULPHOXYLATE	54483	924765	115806	976954
283190 OTH DITHIONITE & SULPHOXYLATE	53828	581328	58884	595112
283210 SODIUM SULPHITES(NEUTRAL)	43078	332133	21183	278670
283220 OTHER SULPHITES	3978	5380		12473
283230 THIOSULPHATES		9758		4090
283311 DISODIUM SULPHATE	73809	945665	74750	722557
283319 OTHER SODIUM SULPHATES	372	19061	783	24525
283321 MAGNESIUM SULPHATE(EPSOM SLATE	2270	12429	2085	20369
283322 SULPHATES OF ALUMUNIUM	1068	50432	5383	35998
283324 SULPHATES OF NICKLE	6800	80731	3289	63525
283325 SULPHATES OF COPPER	9547	89585	7181	89557
283327 SULPHATES OF BARIUM	5412	62795	5706	44733
283329 OTHER SULPHATES	211282	1086073	123512	785783
283330 ALUMS		2268		156
283340 PEROXOSULPHATES(PERSULPHATES)	2582	54753		23651
283410 NITRITES	27978	77157	1227	72004
283421 NITRATES OF POTASSIUM	41640	130001	24513	104023
283429 OTHER, NITRATES	8441	65528	2638	55970
283510 PHOSPHINATES & PHOSPHONATES	2485	44228	2420	22799
283522 PHOSPHATES OF MONO-OR DISODIUM	4746	137443	12895	158566
283524 PHOSPHATES OF POTASSIUM	462	35456	510	17480
283525 CALCIUM HYDROGEN-ORTHOPHOSPHAT	33578	651791	87265	857926
283526 OTH CALCIUM PHOSPHATE (PURE)	12776	255027	3891	261267
283529 OTHER, PHOSPHATES	4429	31356	4490	45345
283531 SODIUM TRIPHOSPHATE	50460	784422	63248	631497
283539 OTHER, POLYPHOSPHATES	16102	190410	8712	145513
283620 DISODIUM CARBONATE NATURAL	86046	1280560	66248	1761362
283630 SODIUM HYDROGEN CARBONATE	10252	137130	8786	127017
283640 POTASSIUM CARBONATE	19252	305451	4100	133833
283650 CALCIUM CARBONATE	5811	138461	10855	128232
283660 BARIUM CARBONATE	8760	100498	17946	143531
283691 LITHIUM CARBONATE		4632		3890
283692 STRONTIUM CARBONATE		3		134
283699 OTHER, CARBONATES	41477	606976	26271	415545
283711 CYANIDES OF SODIUM	26115	118657	5369	65964
283719 OTH CYANIDE/OXIDES	32	4274		1791
283720 COMPLEX CYANIDES		828	413	1194
283911 SODIUM METASILICATES	1008	10593	3905	22748
283919 OTHER, SILICATES	190	15219	18	14528
283990 OTHER, METAL SILICATE	4208	43000	3876	40977
284011 SODIUM TETRABORATE ANHYDROUS				864
284019 OTH DISODIUM TETRABORAT(REFINE	17142	147993	19343	154254
284020 OTHER, BORATES	258	51010		2804
284030 PEROXOBORATES (PERBORATES)		44064	6916	58974
284130 SODIUM DICHROMATE	26724	424418	32668	264717
284150 OTH CHROMATE DI/PER CHROMATES	7756	15635		3026
284161 POTASSIUM PERMAGANATE		16446		12097
284169 OTH MAGANITE MAGANATE/PERMAGAN		15		16
284170 MOLYBDATES	369	2967	32	12582
284180 TUNGSTATES (WOLFRAMATES)	2	2		
284190 OTH,SALT OXOMETALIC/PEROX ACID	85	4178		11679
284210 DOUBLE OR COMPLEX SILICATES.	21050	87544	8568	60621
284290 OTHER SALTS OF INORGANIC ACIDS	6596	30012	90	7847
284321 SILVER NITRATE.	484	3643		37370
284329 OTHER,SILVER COMPOUNDS		10727		12683
284330 GOLD COMPOUNDS.	96	251		92
284390 OTHER COMPOUNDS,AMALGAMS		8736		3502
284410 NATURAL URANIUM,ITS COMP ALLOY		39		909
284420 URANIUM/PLUTONIUM IT COMP ALOY		466		
284430 URANIUM DEPLET THORIUM IT COMP		30		124

Contd.

10.11 Imports by Economic Categoreis (Detail)

(In Thousand Rupees)

I T E M S	May, 2014	FROM JUL-2013	May,2013	FROM JUL-2012
284440 RADIOACTIVE EL/ISOTOP COMP ALY	11130	222935	18920	232135
284590 OTH ISOTOPES & THEIR COMPOUNDS				4989
284610 CERIUM COMPOUNDS.	60	1863		3125
284690 OTH RARE EARTH METAL COMPOUNDS		518	33	4895
284700 HYDROGEN PEROXIDE SO-WITH UREA	10326	372639	46350	356028
284800 PHOSPHIDES,CHEMICALY DEFINED		2194		
284910 CALCIUM CARBIDES	100826	597031	116836	675565
284920 SILICON CARBIDE	1817	19718	9407	39841
284990 OTHER CARBIDE		191		139
285000 HYDRIDE,NITRIDE,AZIDE,BRMD ETC	293	4021		6349
285210 INORG/ORGANIC COMP OF MERCURY		14041	4069	11523
285290 OTH INORG/ORGA COMP-MERCURY		4551	2477	11101
285300 OTH INORGANIC COPM AMALGAMS	1237	6726	25	2636
290899 OTH SULPHONATED DER OF PHENOLS	11605	66758		58982
290911 DIETHYL ETHER		232		663
290919 OTHER, ACYLIC ETHER	197	40147	417	31016
290920 CYCLANIC,CYC ETHER HALOGEN DER	243	1200		1244
290930 AROMATIC ETHER HALOGEN SULPH'T	16682	105217	4228	81473
290941 2,2-OXYDIETHANOL(DIETHYL GLYCL	72813	707663	43199	490809
290943 MONOBUTYL ETHER,ETHYLEN GLYCOL	7039	126527	8638	64052
290944 MONOALKYL ETHER,ETHYLEN,GLYCOL	57027	354886	22517	298808
290949 OTH,ETHERS THEIR DERIVATIVES	26075	308155	50875	184234
290950 ETHER-PHENOLS,ETHERALCH PHENOL	258	13948	605	8945
290960 ALCH PEROXID,ETH PEROXID,KETON	23402	191829	20109	171505
291010 OXIRANE (ETHYLENE OXIDE)	2100	13492	2625	15597
291020 METHYLOXIRANE(PROPYLENE OXIDE)				117
291030 1-CHLORO-2,3-EPOXYPROPANE	3376	23665		100
291090 OTH,EPOXIDE,EPOXYALCH,EPOXYPHL	2079	15839	246	6832
291100 ACETAL HEM/ACETAL,OXYFUNC HEL		1366	10	654
291211 METHANE WITHOUT OTH OXYGN FUNC		5447	1100	6933
291212 ETHANE WITHOUT OTH OXYGEN FUNC		734		16909
291219 OTH,ACYCLIC ALDEHYD W/O OTHOXY	13958	139418	25817	122885
291221 BENZALDEHYDE W/O OTH OXY FUNC	3861	4272	2	4227
291229 OTH CYCLIC ALDEHYD W/O OXY FUN	1872	45432	1314	51838
291241 VANILLIN(4-HYDROXY-3-METHOXYBZ	1130	76097	2509	60889
291242 ETHYLVANILIN(3-ETHOXY-4HYDROXY	6100	30534	1022	23025
291249 OTH ALDEHYDE-ETHER/PHENOL/OXYG	144	1982	257	6691
291250 CYCLIC POLYMERS OF ALDEHYES		2276		9
291260 PARAFORMALDEHYDE	7340	48616	10124	52722
291300 HALOGEN,SULPHONAT,NITRAT DERV	6	66		146
291411 ACETONE	4908	77471	15257	75075
291412 BUTANONE(METHYL ETHYL KETONE)	18854	273530	35354	261234
291413 4-METHYLPENTAN-2-ONE	2920	23088	2859	18116
291419 OTH,ACYCLIC KETONE W-OUT OXY-F		5007		556
291422 CYCLOHEXANONE,METHYLCYCLOHEXON	7458	178421	1590	101434
291423 IONONES AND METHYLIONONES	210	7398	1867	21412
291429 OTH,CYCLANIC ETC W/O OTHOXYGN	2686	42390	4050	57417
291431 PHENYLACETONE(1-PHENYLPROPAN-2				631
291439 OTH,AROMATIC KETONE W/O OXYGEN	533	3136	181	3149
291440 KETONE-ALCOHOL KETONE-ALDEHYDE	4668	80007	213	82125
291450 KETONE-PHENOL/KETONE W/O OXYGN	2912	30998	1603	28328
291461 ANTHRAQUINONE		3551		3280
291469 OTHER QUINONES	5795	33922	4755	42343
291470 HALGENATDED,SULPHONATED,DERIVA	6	7756	676	3235
291899 OTH INDREDIENTS FOR PESTICIDES	108430	551705	27155	486332
291910 TRIS(2,3-DIBROMOPROPLY)PHOSPHA		1781		
291990 OTH PHOSPHORIC ESTER/SALT/DERI	36963	140491	18495	80088
292019 OTH THIOPHOSPHORICESTERS, DERI				607
292090 OTH ESTER OTH INORGANIC ACID	14037	136113	6617	97636
292111 METHYLAMINE,DI/TRI & ITS SALT	5044	97497	9001	93043
292119 OTH ACYCLIC MONOAMIN/DERV/SALT	517	19820	2289	36577
292121 ETHYLENEDIAMINE AND ITS SALTS	7625	46397	24727	58310

Contd.

10.11 Imports by Economic Categoreis (Detail)

(In Thousand Rupees)

I T E M S	May, 2014	FROM JUL-2013	May,2013	FROM JUL-2012
292122 HEXAMETHYLENEDIAMINE/ITS SALTS		5497		5420
292129 OTH ACYCLIC POLYAMIN/DERV/SALT	3262	40593	337	31503
292130 CY-CLANIC,LENIC LOTERPENI/SALT	11610	65896	3568	50746
292141 ANILINE AND ITS SALTS		17702		6864
292142 ANILINE DERIVATIVES/ITS SALT	20106	267500	12039	202309
292143 TOLUIDINE/ITS DERIVATIV/SALT	6538	56987	1043	47187
292144 DIPHENYLAMINE/ITS DERIV/SALT		4386	4	1619
292145 1,2-NAPTHYAMINE/ITS DERIVATE	4994	110744	24037	115811
292149 OTH,AROMATIC MONOAMIN DER/SALT	30241	380321	4522	277740
292151 0,M,P-PHENYLENE,DIAMINE SALT	50562	412246	43866	258855
292159 OTH AROMATIC POLYAMIN DER/SALT	21126	136002	6619	64352
292211 MONOETHANOLAMINE AND ITS SALTS	8345	78288	430	49034
292212 DIETHANOLAMINE AND ITS SALTS	5670	54897	11941	80270
292213 TRIETHANOLAMINE AND ITS SALTS	22035	106802		29359
292219 OTH AMINO-ALCH ETHER/ESTR/SALT	123639	1007193	70184	913066
292221 AMINOHYDROXYNEPHLENE ACID/SALT	98788	645070	25600	293245
292229 OTH AMINO NAPTHOL/PHENOL ETHER	57622	691159	52195	208246
292239 OTH AMINO ALDEHYDES	612	27472	22	22228
292241 LYSINE/ITS ESTER SALT THEREOF	227982	2806388	271157	2603167
292242 GLUTAMIC ACID AND ITS SALTS	85298	1378069	59252	1096478
292243 ANTHRANILIC ACID AND ITS SALTS				1701
292244 TILIDINE (INN) AND ITS SALTS				1629
292249 OTH AMINOACID/ESTER O/T OXYFUN	273710	2616808	161675	2146935
292250 AMINO-ALCHL/ACIDPHENOL/IT COMP	98462	914285	116588	1006398
292310 CHOLINE AND ITS SALTS	1887	31445	2225	27379
292320 LECITHIN/OTH PHOSPHOAMINOLIPID	7496	134951	15004	138391
292390 OTH QU-AMMONIUM SALT/HYDROXID	61166	440133	120666	578099
292412 FLUOROACETAMIDE(ISO)MONOCROTO		340		362
292419 OTH AMIDE COMP,CARBONIC ACID	63098	645861	62340	606302
292421 UREINES/DERIV/SALT THEREOF	10496	109190	5830	77706
292429 OTH CYCLIC AMIDE DERIV/SALTS	207616	2033831	495210	1891645
292511 SACCHARIN AND ITS SALTS	25127	263863	30531	223666
292519 OTH IMIDE/DERIV/SALT THROF	6	24631	22	54219
292521 CHLOIMEFORMRD (ISO)		1693		99
292529 DIPHENYL-GUANIDINE	53770	540913	77317	521516
292610 ACRYLONITRILE	9	12351	3016	30385
292620 1-CYANOGUANIDINE(DICYANDIAMIDE	1888	47877	6484	59490
292690 OTH,NITRILE-FUNCTION COMPOUNDS	344141	2787042	275888	2168697
292700 DIAZO-,AZO-/AZOXY-COMPOUNDS	24911	177647	11789	111945
292800 ORGANIC DERV,HYDRAZIN/HYDOXY	10927	74536	193	80249
292910 ISOCYANATES W-NITROGEN FUNCTIO	195727	2921968	241696	3162671
350790 OTH ENZYMES/PREP ENZYMES	224530	2402888	153750	1992419
360200 PREP EXPLOSIVE O/T POWDER		62997		44125
381590 OTHER CATALYTIC PREPARATIONS	373814	931764	23981	435636
401039 TRANS SYS.BELT OTH 150-198 CM	21427	219035	22969	184349
401110 NEW PNEUM TYRES FOR MOTOR CARS	103658	1520989	131856	1679185
401120 NEW PNEUM TYRES FOR BUS/LORRY	1064089	15361999	1346602	13765167
401130 NEW PNEUM TYRES RUB AIRCRAFTS	12043	75565	1245	89361
401140 NEW PNEUM TYRE RUBB MOTORCYCLE	18635	113983	7675	69387
401150 NEW PNEUM TYRE RUBB BICYCLES	5775	56993	1838	19930
401161 TYRE AGRICULTURE VEH/MACHINE	102116	1061602	103548	745542
401162 TYRE INDUSTRIAL VEH=61 CMS		131		
401163 TYRE INDUST/CONS VEH>61 CMS		9247		32483
401169 OTHER TYRE HERRING BONE		380	985	17645
401192 OTHER TYRE AGRICULTURE/MACH		9310	6889	87695
401193 OTH TYRE INDUSTRIAL VEH=61 CM	1468	19161	2879	22556
401194 OTH TYRE INDUSTRIAL VEH>61 CM		70193	7521	82390
401199 OTH TYRE NEW PNEUMATIC RUBBER	45205	399852	29205	245784
401211 RETREATED TYRES FOR MOTORCARS				16
401212 RETREATED TYRE FOR BUSES/LORRY		724		
401213 RETREATED TYRE FOR AIRCRAFTS		82609	10239	91829
401219 OTHER RETREATED TYRE OF RUBBER		272	286	13201

Contd.

10.11 Imports by Economic Categoreis (Detail)

(In Thousand Rupees)

I T E M S	May, 2014	FROM JUL-2013	May,2013	FROM JUL-2012
401220 USED PNEUMATIC TYRES OF RUBBER				30
401290 OTH USED PNEUMATIC TYRE RUBBER	3918	49169	267	21431
401310 INNER TUBES,OF MOTOR CAR/BUSES	5194	136338	10365	136606
401320 INNER TUBES FOR BICYCLES	253	38340	1726	35238
420340 OTHER CLOTHING ACCESSORIES	25079	439591	44388	493397
440290 OTH WOOD CHARCOAL NOT AGGLOMER	1341	13033		7837
440500 WOOD WOOL;WOOD FLOUR.		2395	575	776
440710 CONIFEROUS WOOD SPECI SAW/CHIP	338	3598	527	4227
440721 MAHOGANY (SWIETENIA SPP) TROP		3085		18654
440725 TROPICAL WOOD DARK RED MERANTI	11666	159810	10234	91561
440726 TROPICAL WOOD WHITE LAUAN ECC	35308	217421	18386	192867
440727 SAPELLI		11837	3233	31014
440728 LROKO				1062
440729 OTH TROPICAL WOOD NON-CONF SAW	503575	3350105	366577	2776405
440791 OAK WOOD,SWAN/CHIPPED LEN WISE	4387	18042		24214
440792 BEECH WOOD SWAN/CHIPPED L/WISE	16278	130004	5803	59660
440793 OTH TROPICAL WOOD OF MAPLE		8473		
440794 OTH TROPICAL WOOD OF CHERRY				95
440795 OTH TROPICAL WOOD OF ASH	40351	338316	26004	342791
440890 OTH.LAMINAT WOOD SAWN.SLICED6M	13991	163155	31057	139807
440910 WOOD CONIFEROUS SPECIES SHAPED		471		
440921 WOOD NON-CONIFEROUS OF BAMBOO				105
441700 TOOLS/BODIES/HANDLE OF WOOD		3482	564	2376
441810 WINDOWS FRENCH WINDOWS & FRAME	766	3083		2024
441820 DOORS FRAMES AND THERSHOLDS	7135	73293	3240	32794
441840 SHUTTERING FOR CONCRETE C/WORK				5790
441860 POSTS AND BEAMS OF WOOD				12
441872 OTH MULTILAYER FLOORING PANELS				64
441879 OTH ASSEMBLED FLOORING PANELS		562	688	18633
551694 W-FAB ART FIB<85%WT O/FIB PTIN	213257	1602206	132102	1237348
560121 OTH ARTICLES OF COTTON WADDING	20	7336	1361	7702
560122 OTH WADDING OF MAN-MADE FIBRES	726	28619	1267	7739
560129 OTHER, WADDING ARTICLES	743	35129	4435	36735
560600 GIMPED YARN,AND STRIP AND LIVE	27375	313442	8790	179478
560721 BINDER/BALER TWINE OF SISAL		4142		131
560729 OTH,TWINE,CORDAGE,ROPE&CABLE	13231	38508	805	11497
560741 BINDER/BALER TWINE OF POLYTHNE	8805	46823	3594	31278
560749 OTH TWINE,CORDAGE,ROP,CAB POLY	8949	84442	7089	44717
560750 TWINE,CORDAGE,ROPE,OTH SYN FIB	10332	46962	7004	85556
560790 OTH,TWINE,CORDAGE,ROPE & CABLE	1369	29473	4525	25737
560811 FISHING NETS MAN-MADE TEX MAT	55906	362405	23276	277419
560819 OTH, MADE UP NETS OF TEX MAT	2675	69224	5016	78837
560890 OTH,NOTTED NETS/NETTING ROPE	1031	22658	5879	310370
591000 TRANSMISON CONYOR BELT TEX MAT	30991	195375	11332	188745
591110 TEX FAB,FELT & FELT-LINED FAB.	34200	239676	10637	220565
591120 BOLTING CLOTH,WHET/NOT MADE UP	1634	31705	3175	36830
591131 TEX FAB & FELTS,< 650G/SQM .	3880	99429	5115	92159
591132 TEX FAB & FELTS,>O650G/SQM .	41484	308109	12764	264563
591140 STRAINING CLOTH USEDOIL PRESS		1784		1010
670490 WIGS,BEARD,EYE-BROW OF OTH MAT	128	1237	261	952
680100 ARTICLE OF STONE PLAS CEMET		23		495
680210 TILES CUBES AND SIMILAR ARTICL		362	8	11136
680221 OTH MONUMENTAL BUILD STONE/ART	15350	226275	12434	124452
680223 GRANITE	101105	853507	66906	519260
680229 OTHER STONE	127	1880	20	712
680291 OTH MARBL TRAVERTIN&ALABASTER	1696	10483		1951
680292 OTHER CALCAREOUS STONE		9		
680293 OTHER GRANITE	97	10046	7700	28891
680299 OTHER STONE	271	4138		2331
680690 OTH ARTICLE OF HEAT INSULATING	5145	140021	3536	33409
680710 ARTICLE OF ASPHALT IN ROLL		4718		19326
680790 OTH ARTICLE OF ASPHALT MATERL	164	4597	5603	6523

Contd.

10.11 Imports by Economic Categoreis (Detail)

(In Thousand Rupees)

I T E M S	May, 2014	FROM JUL-2013	May,2013	FROM JUL-2012
681099 OTH ARTICLE OF CEMENT	231110	237091	34	21589
681140 ARTICLES CONTAINING ASBESTOS		37		364
681181 CORRUGATED SHT NOT CON ASBESTO				677
681182 O-SHT,PANEL,TILES,NOT CON ASBE	12764	103828	8185	57758
681599 OTH ARTICLE OF STONE OTH MINRL	6685	67761	7456	82136
690100 BRICK , TILE OF SILI FOSSIL		896	476	3391
690210 REF BRICK,TILE>50%MG,CA	186129	1647073	29357	995615
690220 CERAMIC>50%SILICA,ALUM	57740	326705	20720	373201
690390 OTH REFRECTORY CERAMIC GOODS	2099	78970	3101	40438
690410 CERAMIC BUILDING BRICKS				626
690490 OTH C/FLOORING BLOCKS F/TILE	3114	9702		80184
690510 ROOFING TILES		1057		
690590 OTH CHIMNEY-POTS,COWLS,ETC.	26	127		26
690600 CERAMIC PIPES CONDUITS&FITING	72	1591		5398
690710 TILES CUBES ETC W/N RECT<7CM	1923	429646	50969	193631
690790 OTH,UNGLAZED CERAMICS	254427	2565792	256253	1477955
690810 TILES CUBES AND SIMILAR ARTICL	368	20635	1792	13593
691490 OTH CERAMIC ARTICLES O/TH PORN	842	3621	274	6002
700100 CULLET AND OTH WAST&SCRAP,GLAS		707		13221
700210 BALLS IN GLASS UNWORKED	4752	32422	206	11049
700220 RODS IN GLASS UNWORKED		24		
700231 TUBE,FUSED QUARTZ/SILICA,UNWOR		824		353
700232 TUBE OF OTH GLASS UNWORKED		839		
700239 OTHER, TUBES IN GLASS	33973	494273	48126	383806
700312 NON-WIRED SHEETS COLOURED,FLAS	7752	127182	6538	105966
700319 OTH NON WIRED SHEETS OF GLASS	1424	122266	2998	135520
700320 WIRED SHEETS GLASS	2527	15589		6487
700330 PROFILES OF GLASS				47
700420 GLASS COLOURED OPACIFIED FLASH	81	340		402
700490 OTHER GLASS	17174	60322	23273	77808
700510 NON-WIRED GLASS HAVE ABSORBENT	27139	302785	19830	335126
700521 NON-WIRED GLASS COLOURED,OP/FE	13839	161001	7835	213038
700529 OTHER, NON-WIRED GLASS	9419	138223	24872	404663
700600 GLASS BENT, EDGE-H-70.03,04,05	1940	10973	2	1714
700711 THOUGHENED SAFTY GLASS FOR VES	14005	215387	27850	210325
700719 OTH THOUGHENED SAFTY GLASS	7678	68877	25614	40203
700721 LAMINATED SAFTY GLASS VEH/VESL	23889	147330	9248	161119
700729 OTHER, LIMINATED SAFETY GLASS	1851	80881	513	37705
701090 OTH CARBOYS BOTT,FLASK,JAR,POT	75386	726996	67643	581795
701110 FOR ELECTRIC LIGHTING	806	6419	1272	7240
701400 SIGNALLING GL-WARE,OPTCAL ELEM	253	7713	104	4178
701510 GLASS FOR CORRECTIVE SPECTACLE		116		3455
701610 GLASS CUBES/OTH SMALLWARE	3508	45551	5299	28908
701919 OTH YARN OF GLASS FIBRE/THREAD	1299	34517	2924	52418
701931 GLASS MATS	31469	309693	24519	262095
701932 THIN SHEETS (VOILES)	62721	471121	44906	375634
701959 OTH WOVEN FABRICS	3537	36880	841	51428
710210 UNSORTED, (ROUGH) DIAMONDS		2418		14006
710490 OTH SYN/RECONSTI SEM/PRE STONE				13
710510 DUST AND POWDER OF DIAMONDS		6		
711890 OTHER COIN	757	991		394
720110 NON-ALLOY PIG IRON<0.5% PHOSP	74483	492624	13644	444154
720120 NON-ALLOY PIG IRON>0.5% PHOSP		100216		123041
720150 ALLOY PIG IRON; SPIEGELEISEN				
720211 FERRO-MANGANESE CONT 2% CARBON	115987	577137	28751	419339
720219 OTH FERRO-MANGANESE		109704	33804	150551
720221 FERRO-SLICON CONT >55% SILICON	8286	422318	30405	423048
720229 OTH FERRO-SILICON	3928	65344	2371	122332
720230 FERRO-SILICO-MANGANESE	156296	1459592	125386	1313504
720241 FERRO-CHROMIUM CONT >4% CARBON	1838	14903		15611
720249 OTH FERRO-CHROMIUM	932	9729		14800
720270 FERRO-MOLYBDENUM	701	12012		7901

Contd.

10.11 Imports by Economic Categoreis (Detail)

(In Thousand Rupees)

I T E M S	May, 2014	FROM JUL-2013	May,2013	FROM JUL-2012
720280 FERRO-TUNGSTEN&FERRO-SIL-TUNGS		3123		3969
720292 FERRO-VANADIUM		478	2942	2942
720293 FERRO-NIOBIUM		707		1635
720299 OTHER FERRO-ALLOYS		3899		481
720310 FEROUS PROD BY DIR RUD IRONORE	73494	218361	9706	292255
720390 OTH FERROUS PRODUCTS		42319		178509
720410 WASTE/SCRAP OF CAST IRON	14927	61186	3018	58996
720421 WASTE/SCRAP OF STAINLESS STEEL	59578	680545	43226	470544
720429 WASTE/SCRAP OF OTH ALLOY STEEL		3195		9188
720430 WASTE/SCRAP TINNED IRON/STL	228032	3659803	356394	3705138
720441 TURNING,SHAVING,MILLING WASTE	2815722	19374864	1545144	20662019
720449 OTHER FERROUS WASTE AND SCRAP	4795848	45142928	3531431	32938687
720450 REMELTING SCRAP INGOTS				71887
720510 GRANULES OF PIG IRON	3036	40741	2953	67871
720521 POWDERS OF ALLOY STEEL		24		93
720529 OTH POWDER PIG IRON&SP IRON/ST	1507	44901	3464	46595
720610 INGOTS OF IRON ON STEEL.		34		1018
720690 OTHPRIM FORM (EXCL H-72.03)		428		154
720711 CONT 0.25% CARBON,IRON/N-ALY/S		745929		139973
720712 OTH RECTANGULAR CROSS SECT I/S				40187
721790 OTH WIRE OF IRON/NON-ALOY-STEL	26435	316122	71217	380128
721891 OTH INGOTS-RECTANGULR ST/STEEL				4084
722300 WIRE OF STAINLESS STEEL	16068	139578	8759	101123
722410 INGOTS OTH PRI-FORM OTH A/STEL		374		
732599 OTH CAST ARTI OF I/S NES	16332	81717	9846	75767
732611 GRIND BALL&SIMI ARTI FOR MILLS		21255	3533	19447
732690 OTH ARTICLES OF IRON & STEEL	278244	3328742	174580	2345625
740200 UN-REFINED CODDER, COPP ANODES	2112	12304		8336
740311 REFIND COPPER,CATHODES&SECTIN	862286	6986769	757629	6403075
740312 REFINED COPPER WIRE-BARS				34
740319 OTHER, REFINED COPPER	5455	35250	1608	20004
740321 COPPER-ZINC BASE ALLOYS(BRASS)	770	10481	1448	1888
740322 COPPER-TIN BASE ALLOY (BRONZE)	4010	14954	4947	27201
740329 OTH COPPER ALLOYS(O/T H-74.05)	169	5363		10328
740400 COPPER WASTE AND SCRAP	39173	425844	43719	400718
741999 OTHER, ARTICLES OF COPPER	488	53970	3361	58667
750110 NICKEL MATTES				3
750210 NICKEL, NOT ALLOYED	29507	716762	67437	702325
750220 NICKEL ALLOYS		545	257	536
750890 OTHER, ARTICLES OF NICKLES	28614	612235	52116	512226
760110 ALUMINIUM, NOT ALLOYED	318871	3051754	331872	2874634
760120 ALUMINIUM ALLOYS	152988	1562078	122398	1567299
761699 OTHER,ARTICLES OF ALUMINUM	59655	538119	49759	500196
780110 REFINED UN-WROUGHT LEAD	1215272	8780123	740665	6420919
780191 OTH UNWROUGHT LEAD CON ANTIMON		230445	162261	201809
780199 OTH UNREFIND LEAD&LEAD ALLOYED	15440	112063	12687	131792
780600 OTHER ARTICLES OF LEAD.	1066	27475	3422	27631
790111 ZINC NOT ALLOYED WT=/>99.99%	92985	925791	114770	695539
790112 ZINC NOT ALLOYED WT < 99.99%		1576119	64610	359235
790120 ZINC ALLOYS	33497	274051	6442	197858
790700 OTHER ARTICLES OF ZINC.	14283	103607	15143	6370970
800110 TIN, NOT ALLOYED	50633	310049	20565	300038
800120 TIN ALLOYS	910	2822		24379
800700 OTHER ARTICLES OF TIN		195		929
810110 TUNGSTEN POWDERS		8416		36
810196 OTHER WIRE OF TUNGSTEN	2748	10826	3041	6517
810199 OTHER ARTICLES OF TUNGSTEN		722		928
810210 MOLYBDENUM POWDERS				421
810296 OTHER MOLYBDENUM WIRE		2737		2973
810299 OTH MOLYBDENUM AND ARTICLES		253		
810411 UNWROUGHT MAGNESIUM BY WT99.8%	1912	21746		11648
810419 OTH ARTICL UNWROUHT MAGNESIUM		3465	2474	853952

Contd.

10.11 Imports by Economic Categoreis (Detail)

(In Thousand Rupees)

I T E M S	May, 2014	FROM JUL-2013	May,2013	FROM JUL-2012
810490 OTHER ARTICLE OF MAGNESIUM		150	973	10561
810520 COBALT MATTES& OTH PRODUCTS		1569	872	1505
810590 OTH INTERMEDIATE PRO OF COBALT	21803	99797	8556	60251
810600 BISMUTH&ATICL INCL WASTE,SCRAP		693		
810790 OTH CADMIUM,WROUGHT & ARTICLES			475	879
810820 UNWROUGHT TITANIUM POWDER		69		
810890 OTH TITANIUM WROUGHT&ARTICLES	2192	434557	1959	30356
810990 OTH ZIRCONIUM AND ARTICLES		1493		423
811010 UNWROUGHT ANTIMONY POWDER	99998	734735	53619	677270
811090 OTH ANTIMONY ART INCL W/SCRAP		6311		5988
811100 MANGANES&ARTCL INC WASTE&SCRAP		15622		8811
811221 CHROMIUM UNWROUGHT POWDER		1303		
811229 OTH UNWROUG CHROMIUM INCL WAST	101	4663	9	2182
811259 OTH THALIUM UNWROUGH INCL WAST		150		
811299 OTH BASE METAL UNWROUGH&ARTICL		42		
961900 SANITARY TOWEL&TAMPON&SIMILAR	732631	8638132	273332	5603388
3. CAPITAL GOODS TOTAL	88294901	977318270	112987207*	947444106
010611 MAMMALS		220		
010612 WHALES, DOLPHINES & PERPOISES		5952		35
010619 OTHER MAMMALS	1253	5118	100	3175
010620 RAPTILES (INCL.SNAKES&TURTLES)		12		
010631 BIRDS OF PREY	79	513	159	494
010632 PSITTACIFORMES(INCL.PARROTS)	3814	72703	2534	41689
010639 OTHER BIRDS		1017		832
010641 INSECTS		3428		1612
010690 OTHER LIVES ANIMALS	791	17834	989	25936
621790 PARTS OF GAR/CLOTH ACCESSORI	632	11506	1254	10606
680300 WORKED SLATE/ARTICLE OF SLATE				7
680410 MILL STONE AND GRIND STON MIL	22770	240723	14954	193026
680421 OTH MILLSTONE OF AGGLOMER SYNT	7575	84114	6693	103672
680422 MILL STONE AND GRIND STONE/OTH	75126	753161	46594	503707
680423 OTH MILLSTONE OF NATURAL STONE	928	32836	2242	25477
680430 HAND SHARPENING POLISH STONE	681	13516	6970	36382
680510 BASE OF WOVEN TEXTILE FABRICS	42671	293864	13122	200838
680520 ON BASE OF PAPER OR PAPERBOARD	29026	223848	9939	143035
680530 ON BASE OF OTHER MATERIALS	10137	172585	15576	154984
680610 SLAG WOOL ROCKWOOL MINERAL WOL	9024	57795	655	94032
680620 EXFOLIATED VERMICULITE EXPEND	24	8007		5422
680800 PANELS,BOARDS,TILES BLOCKS ETC	624	15630	15196	27310
680911 BOARDS,SHEETS,PANELS,TILES ETC	13521	69274	2878	40610
680919 OTH BOARDS,SHEETS,PANELS OF PL	44	8748	366	35095
680990 OTH ARTICLE OF PLASTICS	27	1412		1194
681011 BUILD BLOCK,BRICK OF CEMENT			440	49655
681019 OTH ARTICLE TILE,FLAGSTONE ETC	2134	7876	6	4919
681189 OTH ARTICLES NOT CON ASBESTOES		4411		953
681291 CLOTHING ACCE OF ASBESTOES FIB		1018	42	236
681292 PAPER MILLBOARDFELT ASBET FIBR		154		780
681293 COMPRESSD ASBESTOS FIB JOINING	13967	83271	5538	50092
681299 O-ARTI OF FABRICA ASBESTOS FIB	579	25266	1587	19573
681320 FRICTION MATERIA CON ASBESTOES	9058	111297	5392	83724
681381 BRAKE LININGS&PADS VEH-H-8711	34792	254104	16	114815
681389 O-BRAKE LINE&PADS NOT CON ASBE	2011	32976	1725	31723
681410 PLATES,SHEETS STRIPS OF AGLOM	315	5199	95	3019
681490 OTH, ARTICLES OF MICA	1362	9623	161	1575
681510 NON ELETICAL OF GRAPHITE	13265	112957	14164	142546
681520 ARTICLE OF PEAT OTH ARTICLE	75	236		362
681591 CONTAIN MAGNESTIC DOLOMITE/CHR		309	8	8
690290 OTH REFERECTORY BRIK/BLOK TILE	8348	73520	254	10191
690310 CERAMIC CON>50% GRAPHITE,CARB	42	64090	1592	47517
690320 COLD TUNDISH LINING SLIDE GATE	29047	230975	21870	140868

Contd.

10.11 Imports by Economic Categoreis (Detail)

(In Thousand Rupees)

I T E M S	May, 2014	FROM JUL-2013	May,2013	FROM JUL-2012
690890 OTH GLAZED CERAMICS WALLTILES	460658	4459172	343444	2968838
690911 LAB CERM WARE PORCELAIN/CHINA	285	3604	2954	8723
690912 LAB CERM WARE HARD>9 MOH.SCALE	27	179		1317
690919 LAB CERAMIC WARE CHM/TECH USE	1862	13689	1228	18690
690990 OTH CERAMIC WARES AND SIMILARS		2135	3	64892
691010 CERAMIC SINK,ETC.FIXT PORCELIN	29162	418457	33290	268214
691390 OTH STATUTTES, ORNAMENT	73	556	144	707
691410 OTH CERAMIC ARTICLES OF PORCEL	19	1038		515
710812 OTH UNWROUGH(GOLD)NON-MONTERY	232542	17843394	6831176	29790239
710820 MONETARY (GOLD)		23068226	20130562	71022898
711100 BASE-M-SILVER/GOLD,CLAD PLTNM		180		286
711810 COIN (O/T GOLD),NOT LEGAL TEND			41	118
720720 CONT 0.25% MORE OF CARBON I/ST	28712	745065	25374	876620
720810 COILS, I/N-A-STEL-HOT ROLLED	172674	1332319	54609	522059
720825 OTH C-HR-I/N-A-STL TH>4.75 MM	15788	1403257	5022	51531
720826 OTH C-HR-I/N-A-STLTH=3-4.75MM	719	87349	13152	138963
720827 OTH C-HR-I/N-A-STL TH<3 MM	183671	1151519	16641	250654
720836 OTH C-HR-I/N-A-STL TH>10 MM		337623		823923
720837 OTH C-HR-I/N-A-STL TH4.75-10MM	513083	1810542	416146	3276867
720838 OTH C-HR-I/N-A-STL TH 3-4.75MM	483332	9477960	1440754	9252569
720839 OTH C-HR-I/N-A-STL TH<3 MM	1933675	17369554	2514177	24993259
720840 NOT IN COIL I/S H-ROL W/PATERN	806	52577		177415
720851 OTH N/COIL I/S H-ROL TH>10 MM	168692	940182	648599	1995734
720852 OTH N/COIL I/S H-ROLTH>4.75-10	4688	399468	5776	247336
720853 OTH N/COIL I/S H-ROL TH>3-4.75		155538	7376	66602
720854 OTH C-HR-I/N-A-STL TH<3 MM	7266	63653	6333	171478
720890 OTH FLT-ROL PROD IRON WD>600MM	868785	4277443	6184	562893
720915 IN COIL I/S C-ROL TH 3MM/MORE	207605	1762898	165224	1351660
720916 IN COIL I/S C-ROL TH > 1 < 3MM	457285	3727990	458359	5885310
720917 IN COIL I/S C-ROL TH>0.5-1MM	385955	1936081	155269	1468194
720918 IN COIL I/S C-ROL TH > 0.5 MM	182574	1493148	158362	2423547
720925 NOT IN COIL I/S C-ROL TH 3MM/>		10696		26796
720926 NOT IN COIL I/S C-ROL TH>1M<3M	67752	551656	154757	942058
720927 C-ROL I/S TH 0.5 MM TO 1MM	176175	1440769	223608	1630804
720928 NOT IN COIL I/S C-ROL TH<0.5MM		44753	8525	71303
720990 OTH FLT ROL PROD I/S WD>600MM	23478	709894	75161	1676073
721011 I/STL PLAT/COAT TIN TH-0.5MM/>	48	17096		11312
721012 I/STL PLAT/COAT TIN<0.5MM	248655	1993947	205213	1960842
721020 IR/STL PLAT/COAT WITH LEAD		116		1712
721030 ELECTROLYTICALLY PLAT/COAT ZIN	241023	2455824	369700	2181644
721041 COR F-R PROD I/S ZINC COAT600	18242	72227	4181	136009
721049 OTH F-R PROD I/S COAT ZINC>600	1430869	14262905	1326374	13332710
721050 F-ROL I/ST COAT CHROMIUM OXIDE	75481	845982	91928	1073484
721061 I/S PL/COT ALUMINIUM ZINC ALLY	20523	471055	70089	628997
721069 OTH F-ROL PROD I/S PL/COT ALUM		32		
721070 FR I/S PAINT/VARN, COATED PLAS	182308	1893470	235798	2075747
721090 OTH F-ROL PRD I/NA-ST CLD,COAT	6709	260706	38382	519438
721114 OTH F-ROLL I/S WD<600MMTH>4.75	10495	157065	20265	178057
721119 OTH F-ROLL I/S WD <600MM-CR	9316	125246	31875	163254
721123 F.ROL I/ST CR WT<0.25% CARBON		27896		73770
721129 OTH F-ROL PROD C/ROL WD<600MM	9663	93253	21388	170346
721190 OTH F-ROL PROD I/STL WD<600MM	9644	483997	44036	597138
721210 F-ROL PROD I/NA STL PLATE/COAT	6335	56897	1030	22883
721220 I/S ELECTROLYTCAL PL/CT W/ZINC	2444	172953	7241	134329
721230 I/STEEL OTH WISE PL/CT W/ZINC		98777	8280	84368
721240 I/STEEL PAIN/VABNI/COT W/PLAST	2119	24576	2035	15239
721250 I/STEEL OTHWISE PLATED/COATED	6960	72261		36694
721260 CLAD,FLAT ROLLED PRODUCT I/STL		286		273
721310 BARS/RODS HOT/ROL I/S,CON RIBS	21276	126559	21964	161912
721320 BARS/RODS HOT/ROL FREE-CUT STL		1785		141
721391 OTH CIRCULAR C/SEC <14 MM DIA	66887	1631458	164054	2075780
721399 OTH BAR/ROD H-ROL IRR-WND-COIL	27378	352105	9431	249936

Contd.

10.11 Imports by Economic Categoreis (Detail)

(In Thousand Rupees)

I T E M S	May, 2014	FROM JUL-2013	May,2013	FROM JUL-2012
721410 BAR/RODS IRON NA STEEL FORGED	19638	81629	20161	164785
721420 BAR/ROD I/S CON RIBS GROOVES	1044	435111	9622	194266
721430 OTH BAR/RODS OT/THAN HEAD72.13	1803	15250		1256
721491 OTH BAR/ROD I/S RETANGULAR C/S		633		963
721499 OTH BAR/ROD I/S O/THN H-72.13	199927	822559	93858	1590218
721510 BARS/RODS FREE CUT STEEL COLD	2623	41736	16951	87034
721550 OTH BAR,ROD COLD-FORMED OF I/S	2411	27658	406	29646
721590 OTH BAR/RODS,OTH NONALLOY STEL	882	28733	2543	59748
721610 U,I,H SECTIONS H-ROL HIGH<80MM		12919	150	996
721621 L SEC H/ROL HT<80 MM 1/NA STEL		8135	121	6238
721622 T SEC H/ROL HT<80 MM 1/NA STEL	922	3022		3538
721631 U,I OR H SEC H-ROL HT 80M 1/ST	2160	108368	63895	206643
721632 I SECTION	37032	146460	9186	249064
721633 H SECTION	19951	284650	23495	460588
721640 L&T SEC H-ROL HT 80MM OR MORE	2000	12973	1426	46023
721650 OTH ANGLE/SHAPE SEC HOT H/ROL			2867	35790
721661 ANGLE/SHAPE SEC COLD/ROLL		4585		8985
721669 OTH ANGLE/SHAPE SEC I/S C-ROLL		28599	8363	18655
721691 OTH C/FORM I/ST FLAT ROL PROD		4917	1925	31127
721699 OTH ANGLE/SHAPE SEC IRON/STEEL	432	66847	7307	22027
721710 WIRE OF I/S NOT PLATED/COATED	19316	155832	28508	176438
721720 WIRE OF I/S PLATED/COAT W/ZINC	8176	106942	13818	96781
721730 WIRE I/S PLATED/COAT W/O B-MTL	48443	773742	52801	571853
721899 OTH SEMI-FINISHED PRO ST/STEEL		280	2611	7879
721911 F/ROL PROD ST/STEEL HR TH>10MM	76	3266	4199	23019
721912 COILS ST/STEL-HR TH>4.75-10MM		18923	774	10058
721913 COILS ST/STEL-HR TH>3MM-4.75MM		3734	5346	15937
721914 COILS ST/STEL-HR TH>3MM	10585	83307	168	39937
721921 COILS ST/STEL-HR TH>10MM	19414	31331		11692
721922 COILS ST/STEL-HR TH>4.75-10MM	1377	61401	23920	158473
721923 COILS ST/STEL-HR TH>3MM<4.75MM		39520		147695
721924 COILS ST/STEL-HR TH>3MM	1537	73584		68739
721931 COILS ST/STEL-CR-TH >4.75 MM	4912	37994		66250
721932 COILS ST/STEL-CR-TH>3MM-4.75MM	5467	79562	7712	72134
721933 COILS ST/STEL-CR-TH >1MM <3MM	61906	344768	18850	158261
721934 COILS ST/STEL-CR-TH>0.5MM<1MM	84342	595385	86140	469304
721935 COILS ST/STEL-CR-TH >0.5MM	115923	1504742	130057	900715
721990 OTH F/ROL PROD ST/ST WD>600 MM	477831	5209756	515611	5399359
722011 F-ROL ST/STEEL H-ROL TH>4.75MM		1664	2699	17957
722012 F-ROL ST/STEEL H-ROL TH<4.75MM		23461		8638
722020 COILS ST/STEEL H.ROLLTH <600MM	26114	559236	43473	586600
722090 OTH F/ROL PROD,ST/ST WD <600MM	13736	105460	6390	94798
722100 BAR/RODS H/ROL IN COIL ST/STEL	789	1559		15704
722211 BAR/ROD ST/ST NFW H/ROL CC/SEC	16459	180089	13988	153607
722219 OTH BAR/ROD ST/ST NFW HOT/DRWN	2085	19836	2399	14763
722220 BAR/ROD ST/ST NFW C/FOR,C/FIN	1437	53063	5269	77745
722230 OTH BAR/ROD OF STAINLESS STEEL	9677	117741	15178	139625
722240 ANGLE/SHAPES&SECTION ST/STEEL	4570	16352	5213	15452
722490 OTH SEMI-FIN PROD OTH A/STEEL		474		5693
722511 GRAIN-ORIENTED SIL-ELEC-STEEL		674750	192962	1642261
722519 OTH F/ROL PROD SIL-ELEC-STEEL	230605	2380023	353115	2506413
722530 OTH NFW HOT/ROLLED IN COILS	749132	4534815	250821	336478
722540 OTH NFW HOT/ROLLED NOT IN COIL	32750	619855	78361	128175
722550 OTH ALLOY STEEL NOT WORK(RDUC)	11985	287805	13320	83669
722592 FLATROLLED PROD O/W ZINC PLATE	262	1293		
722599 OTH F/ROL PROD OTH ALLOY STEEL	449253	2386360	297313	2089832
722611 GRAIN-ORIENTED SILICON ELEC ST		124726	90665	477725
722619 OTH FLAT ROLL\PROD SILICON E/S			1194	14654
722691 OTH FLATROL PROD NOTWORK HOT/R		1585	942	10308
722692 OTH F/ROLL PROD NOTWORK COLD/R	16466	169161	8371	89217
722699 OTH F/ROL PROD OTH ALLOY STEEL		28285	2180	27147
722790 OTH BAR/ROD H/ROLL W/COIL A/ST	221790	2195831	199706	2039689

Contd.

10.11 Imports by Economic Categoreis (Detail)

(In Thousand Rupees)

I T E M S	May, 2014	FROM JUL-2013	May,2013	FROM JUL-2012
722810 BAR/RODS OF HIGH SPEED STEEL	3296	18635		1403
722820 BAR/RODS OF SILICO-MAG STEEL	84	5365		6120
722830 OTH BAR/ROD HOT ROLLED	17784	397833	25427	800200
722840 OTH BAR/ROD NOWORK FORGED	6274	34646	2345	34966
722850 OTH BAR/ROD NOWORK C/FOR,C/F	2606	7363		5463
722860 OTH BAR/ROD ALLOY STEEL NES	5630	82449		56509
722870 ANGLES, SHAPES AND SECTIONS		11962		16040
722880 HOLLOW DRILL BARS AND RODS		13256	1716	5385
722920 WIRE OTH ALLOY STEL SILICOMANG	4736	41648	9803	58340
722990 OTH,WIRE OF OTHER ALLOY STEEL	13567	164741	6024	127230
730110 SHEET PILING IRON AND STEEL	23076	577988	841	397309
730120 ANGLE SHAPES & SECTIONS OF I/S	1772	5882	226	3620
730210 RAILS OF IRON AND STEEL		17574	27501	1945996
730230 SWITCH BLADE, CROSS-FROG P/ROD				32040
730240 FISH-PLATES AND SOLE PLATES		1547	204	3514
730290 OTHER MATERIALS JOINTING RAILS		45190	10083	21570
730300 TUBE/PIPE,HOLOW PROFILE C/IRON	248	52187	52804	142964
730411 L.P FOR OIL&GAS S-STL SEAMLESS	12367	91295	305	56417
730419 OTH LINE PIPE I/S FOR OIL&GAS	76094	610575	191436	2208448
730422 DRILL PIPE S-STL DRILL OIL/GAS		57669		22898
730423 OTH DRILL PIPE I/S FOR OIL&GAS	633932	3730087	312181	4748886
730424 OTHER PIPE OF STAINLESS STEEL		28138		147922
730429 OTH CASING,TUBING I/S-OIL/GAS	198613	4783598	590766	5488933
730431 O- COLD-ROLLRD C.C.SEC I/N.A.S	27939	215911	26951	214733
730439 OTH CROSS SECTION OF N.A-STEEL	148465	2015071	818229	2037520
730441 COLD ROLD CR-SEC OF STAIN-STL	124392	281672	4574	144400
730449 OTH CROSS SECTION OF STAIN-STL	100832	495261	50639	485344
730451 O-C.C.SEC COLD ROL(ALLOY-STL)	6796	25998		1062
730459 O-CIR CROSS SEC OF (ALLOY-STL)	45023	133170	18707	109877
730490 O-TUBE PIPE/HOLLOW -PRO SEAMLE	7344	890196	358549	1044316
730511 LINE PIPE USED OIL/GAS WELDED		31258	78694	1448590
730512 OTH LINE PIPE USED OIL GAS WLD	491	43916		
730519 OTH LINE PIPE USED OIL/GAS P/L		75302	18727	158442
730520 CASING FOR DRILLING,OIL/GAS				53744
730531 OTHER, LONGITUDINALLY WELDED		89534	7092	7092
730539 OTHER, WELDED TUBES AND PIPES		49676		162548
730590 OTHER, TUBES AND PIPES	7613	14180		96319
730611 L.P-WELDED OF STA-STL(OIL/GAS)	1114	7523		8503
730619 OTH-LINE PIPE O/G PIPELINE I/S	62187	314343	229234	252288
730621 CAS/TUB WELDED LINE PIPE STA-S		1703		314
730629 O-CASING/TUB LINE PIPE O/G I/S		41683	8412	21365
730630 COPPER COAT MILD STL TUB-8.5MM	87433	459869	52759	513273
730640 O-WELDED C.C.SEC OF STAIN-STL	155322	1118640	99537	1005861
730650 O-WELDED C.C.SEC NON ALLOY-STL	25926	341247	29426	262612
730661 O-TUBE,PIPE WELD SQUARE C-SEC	42801	153172	12163	60134
730669 TUBE/PIPE WELD OF OTH C.C-SEC		791	858	858
730690 OTH TUBE PIPE HW-PROFILR I/STL	3972	250360	8001	163230
730711 CAST FIT N-MALLEABLE CAST-IRON	255	47128	1123	30878
730719 OTHER, CAST FITTINGS	26068	438434	56619	373077
730721 FLANGES, OF STAINLESS STEEL	5151	72174	6764	76821
730722 THREADED ELBO,BEND,SLV S/STEEL	488	203844	2030	56044
730723 BUTT WELDING FITTING STAINSTEL	606	43788	5869	51774
730729 OTH TUBE,PIP FITTING STAINSTEL	33085	531263	32682	373053
730791 FLANGE AIR-P AGRI-TRACTOR<=80H	48521	336363	48377	303769
730792 THREAD ELBO,BEND/SLV IRN/STEEL	11040	215424	6899	100042
730793 BUTT WLEDING FITTING IRON/STEL	9521	157780	58594	234050
730799 OTH TUBE,PIP FIT IRN/STEL NEC	223419	2556117	378722	2574431
730810 BRIDGES AND BRIDGE-SECTIONS		823763		318683
730820 TOWERS AND LATTICE MASTS	278662	755383	124448	1257273
730830 DOR,WIN/FRAMES,TH-HOLD,FORDORS	265	199563	1415	72591
730840 EQUIP SC-FOLD SHUT PROP PITPRO	42891	158972	8721	124675
731100 CONT COMPRESED/LIQEID GAS IR/S	68104	803901	41341	452429

Contd.

10.11 Imports by Economic Categoreis (Detail)

(In Thousand Rupees)

I T E M S	May, 2014	FROM JUL-2013	May,2013	FROM JUL-2012
731210 STANDARD WIRE ROPES AND CABLES	55755	530306	52102	646999
731290 OTH WIRE,ROPE,CABLE,SLINGS I/S	7864	256355	967	463675
731300 BRABED WIRE OF I/S TNIS HOOP	3858	33009	1347	27720
731412 ENDLESS BAND MACH STEL W-CLOTH	416	7895		8005
731414 OTH WOVEN CLOTH OF STAIN STEEL	1257	45835	516	30631
731419 STEEL CORD FABRIC LIN MNF TYRE	2286	49219	1047	37073
731420 GRIL NET FENC W/LD D=3MM MS100	400	9813	2169	30120
731431 OTH GRL NEW FENC/WLED COTD ZNC				677
731439 OTH GRL NET FENCING AT INTSEC	479	3009	24824	32336
731441 OTH CLO GRL NET FENC PL/COT ZN	7714	115851	9215	79243
731442 OTH CLO GRL NET FENC PL/COT PL		19287	771	15434
731449 OTH CLO GRL NET /FENFING	8832	120422	9603	96128
731450 EXPANDED METAL OF IRON OR STEL		1120		64973
731511 ARTICULATED LINK ROLLER CHAIN	21093	518255	33776	331438
731512 OTHER CHAIN, ARTICULATED LINK	10288	196740	20953	180772
731519 PARTS, ARTICULATED LINK CHAIN	3232	19358	51	7478
731520 SKID CHAIN		25		1406
731581 STUD LINK	903	11641	7	7159
731582 OTHER, WELDED LINK	9169	24339	3101	15296
731589 OTHER CHAIN,	4600	42896	1549	49029
731590 OTHER PARTS OF CHAIN	4003	14254	743	14480
731600 ANCHORS,GARPNELS PARTS IRON/ST	2132	59874	990	19230
731700 NAILS,TAKES,DRAWING PINS IR/ST	29307	222603	20048	175495
731811 COACH SCREW I/S THREADED	1070	3208	122	5994
731812 OTH WOOD SCREW I/S THREADED	3019	18224	211	5349
731813 SCREW HOOKS,SCREW RING RVT I/S	843	2829	534	3477
731814 SELF-TAPPING SCEWS, THREADED	9848	130057	5144	91024
731815 OTH SCREW,BOTLS W/N NUT/WASHER	110089	1263909	119224	1086446
731816 NUTS, THREADED OF IRON/STEEL	53468	339205	31605	262503
731819 OTH BOLT,NUT,WASHER,RVT I/S TH	24376	196576	17791	180485
731821 SPRING WASHER LOCK WASHER N-TH	7856	68887	4652	45212
731822 OTHER WASHERS. NON-THREADED	16555	107036	7687	87363
731823 RIVETS, NON-THREADED	28089	527618	51454	561765
731824 COTTERS/PINS NON THREADED I/S	743	8699	1544	7094
731990 OTH KNITTING NEDLS,CRO HOOKS	4020	70898	3106	55607
732010 LEAF-SPRINGS&LEAVES THEREFOR	3195	89968	4929	55155
732020 HELICAL SPRINGS	929	17660	1220	9743
732190 PARTS OF I/S,COOK APPLI&PLAT-W	6904	69630	1068	24074
732211 RADIATORS/PARTS CAST IRON E-EL	3	4403		155
732219 OTH RADIATOR AND PARTS THEREOF	1167	30547	10	40111
732490 OTHER, INCLUDING PARTS	10494	58262	2714	40953
732510 OTH CAST ARTI I/S N-MEL C-IRON	8677	49038		105
732591 GRINDING BALLS SIMI ARTI MILLS		279475	1134	35576
732619 OTH ATI FORGED/STAMPED N-WORK	45258	561201	37886	527472
732620 ARTICLES OF IRON OR STEEL WIRE	1689	31959	854	33007
740500 MASTER ALLOYS OF COPPER.		2464		3197
740610 COPER-POW OF NON-LAMELLAR STRU	3177	23180	4442	14857
740620 COPER-LAMELLAR STRUCTURE FLAKE	19307	99466	30472	89001
740710 BAR,RODS OF REFIND COPPER	211923	2346391	183749	972729
740721 COPPER BAR,ROD PROFIL ZINC BAS	31002	493635	17313	476767
740729 OTH BAR,ROD,PROFIL COPP ALLOYS	3440	65413	15222	87203
740811 WIRE REF COPP MAX CR-SEC DI>6M	74154	116525		47384
740819 OTHER, WIRE OF REFINED COPPER	14313	133844	12356	145249
740821 WIRE OF COPPER ALLOY ZINC BASE	8022	47716	3132	45647
740822 WIRE OF COPPER ALLOY NICK BASE		5821	962	5482
740829 OTH WIRE OF COPPER ALLOYS ETC	39	3507	353	3635
740911 PLAT,SHEET,STRIP REF COPP COIL	491	209083	18700	131760
740919 OTH PLAT SHEET&STRIP REF COPP		8402		10181
740921 PL,SH&STRIP COPP ZINC BAS COIL	13782	136331	12783	125993
740929 OTH PL/SH/STRI COPP ZINC BAS	151	26002		6582
740931 PL/SH/STRIP COPP TIN BAS COILS		3997	1761	2138
740939 OTH PL/SH/STRIP COPP TIN BAS-C		1754		1483

Contd.

10.11 Imports by Economic Categoreis (Detail)

(In Thousand Rupees)

I T E M S	May, 2014	FROM JUL-2013	May,2013	FROM JUL-2012
740940 PL/SH/STRIP COPP NICKLE BASE		1502		2219
740990 PL/SH/STRIP OTH COPP ALLOYS NS		289		934
741011 FOIL REFINED COPP NOT BACKED	74574	570577	85217	676662
741012 FOIL OF COPP ALLOYS,NOT BACKED	63430	472428	53775	647032
741021 FOIL OF REFINED COPPER,BACKED	5450	71276	8988	83344
741022 FOIL OF COPPER ALLOYS,BACKED		5497		3746
741110 TUBE & PIPE OF REFINED COPPER	253285	1657481	275851	1421951
741121 TUB&PIPE COPP ZINC BAS ALLOYS		16077	1441	54505
741122 TUB&PIPE COPP NICKLE BAS ALLY		389		2191
741129 OTH TUBE&PIPE OF OTH COPP ALLY	1683	16602	172	15426
741210 COPP TUBE/PIPE FIT REF COPPER	2954	4721	3032	6687
741220 COPP TUBE/PIPE FIT COPP ALLOYS	191	54917	2681	45756
741300 STANDARD WIRE,CABL PL-BAND-NEI	25858	143235	86	83222
741510 NAIL,TACK,DRW-PIN,STAPL,S-ARTI	37	4969	16	3572
741521 WASHERS/INCL SPRING WASH N-THR	494	2056	72	523
741529 OTH NOT THREADED ARTI COPPER	847	10878	1464	8879
741533 OTH THRD SCREW,BOLT,NUT COPPER	128	2830	53	6373
750400 NICKEL POWDERS AND FLAKES.	556	19698		16321
750511 BAR,ROD,PROFILE NICKLE N-ALLOY		344		
750512 BAR,ROD,PROFILE NICKLE ALLOYED	159	2461	2448	4171
750521 WIRE OF NICKEL, NOT ALLOYED		4943		1156
750522 WIRE OF NICKEL, ALLOYED	1578	24326	6251	42256
750610 PLAT,SHET,STRIP,FOIL NICK N-AL	4772	64751	15563	65169
750620 PLAT,SHET,STRIP FOIL NICK ALOY		17440		11295
750711 TUBE&PIPE OF NICKEL NOT ALLOYD				1
750712 TUBE & PIPE OF NICKEL ALLOYED	1307	44636	328	93651
760200 ALUMINIUM WASTE AND SCRAP.	449287	4158579	379692	3832080
760310 POWDER OF NON-LAMELLAR STRUCTU	943	13565	6501	16408
760320 POWDER OF LAMELLAR STRU FLAKES	7013	35423		26417
760410 BAR ROD PROFILE ALUM NOT ALLOY	28867	72474	6457	59927
760421 HOLLOW PROFILES OF ALUM ALLOYD	7840	18681	152	4474
760429 OTH BAR,ROD&PROFIL ALUM ALLOYD	11181	53343	5213	37921
760511 ALMU WIRE N-ALLOY MAX DIA>6MM	1731	125493		79475
760519 OTH ALUMINIUM WIRE NOT ALLOYED	13209	71764	10368	80034
760521 ALUM WIR ALLOY MAX CRS DIA>7MM		26050	75	3426
760529 OTH ALUMINUM WIRE, ALLOYED	6950	46630	807	39130
760611 RECTANGLE&SQUARE ALUM NOT ALLY	35577	539598	42327	408685
760612 RECTANGULAR/SQ ALUM MOTALLOYED	81798	853329	91390	814813
760691 OTH PL,SHET,STRL ALUM NOT ALOY	8928	42442	1532	56392
760692 OTH PL,SHET&STRIP ALUM ALLOYED	28881	249265	23190	178324
760711 ALUM FOIL ROLLED N-WORK/BACKED	257658	2324405	294367	1952842
760719 OTH ALUMINIUM FOIL NOT BACKED	156024	1266845	116595	1204680
760720 ALUMINUM FOIL, BACKED	157029	1407849	160789	1357791
760810 TUBE, PIPE OF ALUM NOT ALLOYED	42	5692		14698
760820 TUBE, PIPE OF ALUM ALLOYED	17563	134780	14885	121844
760900 ALUM TUBE,PIPE FIT(COUP/ELBOW)	4195	22220	1871	16947
761010 DOORS,WINDOW, FRAMS,THRESHOLDS	9747	34404		35291
761300 ALUM CONT FOR COMP/LIQUE GAS	539	82113	1434	29749
761410 STAND WIR,CABL PL,ALU S-CORE		718321	73080	179382
780200 LEAD WASTE AND SCRAP.		13762		12641
780419 OTHER , LEAD PLATES	2954	8365		23345
790200 ZINC WASTE AND SCRAP.	70	70		
790310 ZINC DUST(BLUE POWDER)	1744	26997	2897	5342
790390 OTHER ;ZINC POWDER AND FLAKES		1867		115
790400 ZINC BARS,RODS,PLROFILE&WIRE	4634	34269	3796	38993
800200 TIN WASTE AND SCRAP.		79		
811300 CERMETS&ARTICLE INCL WAS/SCRP				627
820110 SPADES AND SHOVELS	1674	6293	530	2107
820130 MATTOCKS, PICKS, HOES & RAKES		599		32
820140 AXES,BILLS HOOKS&SIMI HEW TOOL	475	692	42	353
820150 SECATEURS&ONE-HAND PRUNERS SHR				462
820160 HEDGE SHEARS, TWO-HAND PURNING		169	10	1005

Contd.

10.11 Imports by Economic Categoreis (Detail)

(In Thousand Rupees)

I T E M S	May, 2014	FROM JUL-2013	May,2013	FROM JUL-2012
820190 OTH HAND TOOL AGRICUL,HORTICUL		10614	329	5333
820210 HAND SAWS	7499	35707	2311	24186
820220 BAND SAW BLADES	1465	11491	418	8681
820231 CIRCULAR SAW BLADE WITH STEEL	7089	38855	218	25556
820239 OTH CIRCULAR SAW BLADE,O/MATER	369	27539	1281	18194
820240 CHAIN SAW BLADES	511	9412	865	9306
820291 STRAIGHT SAW BLADES,WORK METAL	3686	8394	42	4971
820299 OTHER SAW BLADES	8341	88345	1914	51651
820310 FILES, RASPS & SIMILAR TOOLS	3905	115351	8124	98126
820320 PILERS,PINCERS,TWEESZERS S-TOL	15300	121235	7153	82676
820330 METAL CUTTING SHEARS&SIM TOOLS	2565	15301	4387	35724
820340 PIPE CUTTERS BOLD CROPPERS,ETC	2428	24946	1043	14116
820411 NON-ADJUS H-OPER SPANER,WRENCH	27876	221078	12517	138845
820412 ADJUSTABLE H-OPER SPANER,WRENC	19397	176261	12857	109551
820420 INTERCHAGEABLE SPANNER SOCKETS	2286	30780	957	42688
820510 DRILLING,THREADING TAPPING TOL	816	15659	4894	13878
820520 HAMMERS AND SLEDGE HAMMERS	2219	36335	3149	22287
820530 PLANES,CHISELS,GOUGE WOOD WORK	693	3868	652	3337
820540 SCREW DRIVERS	9189	66587	4497	50830
820551 OTHER HAND TOOLS H-HOLD N.E.S.	958	7420	1420	5810
820559 OTH HAND TOOL(GLAZZIER DIMOND)	14617	276048	8560	197703
820560 BLOW LAMPS		173		18
820570 VICES, CLAMPS AND THE LIKE	1344	16163	573	15114
820590 SETS OF ARTI.TWO/MORE,SUB-HEAD	6868	79617	2841	24257
820600 TOOL TWO/MORE OF H.82.02TO.05	455	30693	660	41231
820713 ROCK DRILLING,EARTH BORING TOL	4170	27524		19601
820719 OTH INC PARTS ROCK DRIL,E-BORI	236479	2063292	342899	2342544
820720 DIES FOR DRAWING/EXTRUD METAL	12364	120472	4116	126033
820730 TOOL FOR PRESS, STAMPING/PUNCH	1531	172500	8294	72874
820740 TOOLS FOR TAPPING OR THREADING	1470	59633	2755	32888
820750 TOOL FOR DRILLING O/T ROCK DRL	16871	300206	180380	479948
820760 TOOLS FOR BORING OR BROACHING	3841	45999	3386	34067
820770 TOOLS FOR MILLING	2588	46989	1878	26854
820780 TOOLS FOR TURNING	8418	38332	1696	43589
820790 OTH INTERCHANGEABLE TOOLS	46332	594498	178619	472092
820810 KNIVS&CUTING BLADE METAL WORK	1276	33753	4203	41428
820820 KNIVS CUTING BLADE WOOD WORK.	2812	27634	6704	19914
820830 KNIVS&CUTING BLADE KITCHEN APP	1340	8358	18	14845
820840 KNIVS&CUTING BLADE AGRI HORT	3455	22918	71	19836
820890 OTH KNIVES CUTING BLADES F/MAC	44293	655390	46842	502863
830260 AUTOMATIC DOOR CLOSERS	5076	51407	7307	49013
831190 OTH WIRE&RODS AGGLOMTR B/METAL	9575	116560	10865	83181
840130 FUEL ELEMENT NON-IRRADIATED				603
840140 PARTS OF NUCLEAR REACTORS	868284	2299109	12356	1052255
840211 WATERTUBE BOIL S/PROD>45T/H	5604	754935	48238	4570064
840212 WATERTUBE BOILER S/PROD-45T/H	9814	514863		94030
840219 OTH VAPOUR GENERATING BOILERS,	9863	2072803		1359730
840220 SUPER-HEATED WATER BOILERS		28608		
840290 PARTS OFSTEAM/OTH VAPOUR G/BOL	98734	1915242	2978	2056415
840310 BOILERS	10337	29530	54	8168
840390 PARTS CENTRAL HEATING BOILERS	322	165062	30	38358
840410 AUXILIARY PLANT FOR BOILER	130966	252962	1441	846489
840420 CONDENSERS STEAM/VAP POW UNIT		124341		78256
840490 PARTS MASHINE H-8404.1000	107569	401905	2230	867720
840510 PRODUCER WATER GAS GENERATORS	6428	1152524	18227	263357
840590 PART PROD GAS WATER GENERATOR	8569	38018	14860	25986
840681 OTH TURBINE OUTPUT EXCEED 40MW		501970		8861337
840682 O-TURBINE OUTPUT NOT EXC 40MW	623061	1216724		1495044
840690 PARTS OF STEAM TURBINES	541552	4614442	4089	5115908
840710 AIRCRAFT ENGINES	284738	1606509	160665	2608206
840721 MARINE PROPULSION ENGINES	38679	448326	35916	358292
840729 OT MARINE SPARK-IGN-ROTRY ENG.	967	2374036	1214	9908

Contd.

10.11 Imports by Economic Categoreis (Detail)

(In Thousand Rupees)

I T E M S	May, 2014	FROM JUL-2013	May,2013	FROM JUL-2012
840731 PISTION ENGINE CAPACITY-50CC		762		1443
840732 PISTON ENG CAPACITY 50-250CC	289	378424	47738	255434
840733 PISTON ENG CAPACITY 250-1000CC	2914	60849	3375	36850
840734 PISTON ENG CAPACITY EX1000CC	10204	97548	9725	109881
840790 OTH ENGINES	49790	495320	69322	393364
840810 MARINE PROPULSION ENG-DIESEL	3928	14394		587005
840820 ENGINE FOR VEH CHAPTER-87	39044	498564	34297	330644
840890 OTH ENGINES	34458	726768	60262	725857
840910 PARTS FOR AIRCRAFT ENGINES		1679		1011
840991 PARTS,SPARK-IGNITON PIST ENGIN	531775	5632817	917146	7598961
840999 OTH PART,COMPRES-IGN PIST ENG	749116	6592007	356340	4963045
841011 HYD,TURBINE,WATER WHEE-1000KW		340600		90250
841012 HYD,TURBN W/WHEEL-1000-10000KW		416445	46	996
841013 HYD TURBINE,W/WHEEL>10,000KW		1055979	87729	453732
841090 PARTS, INCLUDING REGULATORS		491654	4	808769
841111 TURBO-JET THRUT NOT EXCED25KN		284758		
841122 TURBO-PROPLER EXCEED 1100KW		5831		
841181 OTH GAS TRBIN NOT EXCD 5,000KW		33074		923449
841182 OTH GAS TURBIN EXCE-5,000KW	973368	2993555		871307
841191 PARTS TURBO-JET /PROPELLERS		3901	20	10369
841199 OTH, PARTS OF GAS TURBINES	344657	11269916	154181	3611312
841210 REACTION ENG OTH THAN TURB-JET			49	359
841221 LINEAR ACTING,HYD ENGINE&MOTOR	8108	26432	1741	25586
841229 OTH, HYDRAULIC POWER ENG&MOTOR	3355	172123	40280	116892
841231 LINERA ACT,PNEUMATIC ENG&MOTOR	4927	27456	1966	44880
841239 OTH, PNEUMATIC ENG & MOTOR	1890	54528	2991	40479
841280 OTH, ENGINES AND MOTOR	1813144	6834250		60083
841290 PARTS OF ENGINES AND MOTOR	28427	190119	50290	2769146
841311 PUMPS FOR DISPENSING FUEL/LUB	368217	985148	10899	414053
841319 O-PUMP FITTED MEASURING DEVICE	10229	562112	26959	423455
841320 HAND PUMP O/THN H-841311,19	411	5724	1037	9737
841330 FUEL LUBRICATING/COOLING PUMPS	90407	1360820	98242	1193240
841340 CONCRETE PUMPS	1910	724756	13540	260368
841350 OTH POSITIVE DISPLACEMENT PUMP	10054	157191	176367	448813
841360 OTH ROTARY PIDISPLACEMENT PUMP	65945	224342	2975	144309
841370 OTH CENTRIFUGAL PUMS	146984	2082379	248922	2505703
841381 OTH PUMS LIQUID ELEVATORS	46088	923506	128632	887552
841382 LIQUID ELEVATORS	416	165227	274	386838
841391 PART OF PUMPS	122848	1636632	104637	1515036
841392 PARTS OF LIQUID ELEVATORS PUMP	119	12549		670
841410 VACUUM PUMS	7693	170062	13114	151616
841420 HAND/FOOT OPERATED AIR PUMS	2010	28901	838	17489
841430 COMPRESSOR REFRIGERATOR EQUIP	1772169	11476762	1678004	10241829
841440 AIR COMPRESSORS MOUNTED W/CHAS	5434	165632	13651	430875
841451 FANS TABLE,FLOOR,WALL,WINDOW	276825	1113927	324912	896221
841459 OTH FANS	98406	523141	22864	396296
841460 HOODS MAX-HORIZONTAL SIDE120CM	13456	134471	12254	95304
841480 OTH GAS COMPRESOR&RECYCL RODS	526639	3988608	1240202	5917080
841490 PARTS AIR/VACUM PUMPS ETC.	203078	1611556	221757	2137564
841510 WINDOW/WALL TYPE AC/SPLIT SYS	211282	1933562	204013	1119776
841520 A.C.MACHINES FOR MOTOR VEHICLE		4203	75	1010
841581 A.C.MACH COMP MOTOR DRI FAN	30111	220491	5405	141105
841582 O- AC INCOR REFRIGIRATING UNT	36109	329843	64784	208907
841583 OTH A.C. MACH NOT REFRIG UNIT	2514	375332	25543	769310
841590 PARTS OF AIR CONDITION MACHINE	700004	4833838	690919	3457017
841610 FURNACE BURNERS LIQUID FUEL		14126		8709
841620 OTH FURNAC BURNER INCL COMBINT	7634	124178	14757	102199
841630 MECHANICAL STOKERS GRATES ETC		433153		18555
841690 PART OF BURNRS OTH ART OF 7412	8830	97251	22142	134226
841710 FURNAC & OVEN F/ROAST/MELTING	36243	244010	9967	444554
841720 BAKERY OVENS INCL BISCUIT OVEN	1018	166171	4942	70319
841780 OTHER FURNANCE AND OVENS INDUS	8692	304874	77669	704435

Contd.

10.11 Imports by Economic Categoreis (Detail)

(In Thousand Rupees)

I T E M S	May, 2014	FROM JUL-2013	May,2013	FROM JUL-2012
841790 PART OF INDUSTRIAL LAB FURNACE	21896	207920	4643	97397
841810 COMBINED REFRIG-FREEZE W-DOORS	7747	71828	14668	173386
841821 REFRIGERATORS HOUSEHOLD TYPE	52770	362060	30415	373024
841829 OTH REFRIGERATOR HOUSHOLD TYP	12043	171884	6706	143271
841830 FREEZERS OF CHEST TYPE	1402	15884	1325	22710
841840 FREEZERS OF THE UPRIGHT TYPE	1818	310236	467	31243
841850 O-FURNI-STORAGE,DISPLY FRZ EQU	8732	275508	1433	48961
841861 OTH REFRIG FREZ EQPT HEAT PUMP		33879		47740
841869 OTH REFRIG FREZ EQUP HEAT PUMP	98898	2423655	79360	1868930
841891 FURNITURE REFRIG FREEZING EQPT		2596	50	60388
841899 OTH PARTS REFREGERATING EQUIPT	502395	3167507	407971	2998090
841911 INSTANT GAS WATER HEATERS	19	58589	54	89074
841919 OTH INSTANT STRONGWATER HETER	19485	123173	493	49943
841920 MEDICAL SURGICAL LAB STERILISE	37992	373309	60755	274101
841931 DRYERS AGRICULTUL PRODUCTS	2686	3148		25451
841932 DRYERS WOOD PAPER PULP P/BOARD		17835	232	53397
841939 OTHER DRYERS	43166	1508833	9439	301986
841940 DISTILLING RECTIFYING PLANT	407105	814552		264394
841950 HEAT EXCHANGE UNITS	84507	653284	281344	1108963
841960 MACHINERY LIQUIFY AIR O/GASES	16773	135510	2616	720554
841981 OTH MACH PLANT EQPT HOT/COL FD	2553	179838	646	82457
841989 OTH MACHINERY PLANT AND EQPT	311812	8073745	696520	5700477
841990 PARTS MACH PLANT LAB EQUP ETC.	200452	1535839	328538	910265
842010 CALENDERING OTH ROLL MACHINES		53106	376	66882
842091 CYLINDER(FOR CALENDERING MACH)	4297	16959	1055	14346
842099 OTH PART OF CALENDER MACHINE	1524	22856	2034	46656
842111 CREAM SEPARATORS		7862		108
842112 CLOTHES-DRYERS	314	3791	20	2898
842119 OTH CENTRIFUGES INCLUDING DRYR	25735	941224	71463	676400
842121 FILTERING PURIFY MACH&APARATUS	137439	3428309	123575	3412092
842122 FILTERING MACH FOR BEVERAGES	807	21656	573	104817
842123 OIL&PETROL-FILTER INT.COMBSN	29333	261108	22906	309692
842129 OTH FILTER MACHS APPARATUS NES	58469	696253	29447	447579
842131 INTAKE AIR FILTER COMBTION ENG	39233	495068	26789	1315114
842139 OTH FILTERING PURIFY MACH/APPA	274995	2262654	131971	1506160
842191 PARTS CENTRIFUGES INCL DRYER	66227	606936	43055	588377
842199 PARTS OF FILTERING PURIFY MACH	44608	425412	167471	551072
842211 DISH WASHING MACHINE HOUSEHOLD	2074	10520	1308	7613
842219 OTHER DISH WASHING MACHINE		10823	4557	23552
842220 MACH CLEANING/DRYING BOTTLE	13761	56123	19719	47733
842230 MACH FILLING/CLOSING BOTTLES	141804	6347309	944077	3516411
842240 OTH PACKING WRAPPING MACHINE	283920	2386152	110181	1760762
842290 PARTS MACH FIL/CLEAN WRAP PACK	166003	1608045	128920	1270954
842310 PERSONAL WEIGHING MACHINES	4474	28731	15307	66156
842320 SCALES FOR CONT WEIGHING GOODS		1248	18	6235
842330 CONSTANT WEIGHT SCALES/HOPER	2009	48346	45263	77860
842381 OTH WEIGHT MACHINERY-30KG	3355	24001	1349	12542
842382 OTH WEIGHT MACH CAP-30-5000KG	13564	156610	7378	42793
842389 OTH WEIGHING MACHINERY	2744	196888	3710	394192
842390 WEIGHT MACH WTS ALL KINDS&PART	4339	138291	15476	78542
842410 FIRE EXTINGUISHERS W/N CHARGED	10790	150654	5729	151784
842420 SPRAY GUNS&SIMILAR APPLIANCES	8299	147874	14364	125325
842430 STEAM,SAND BLAST,JET PROJ MACH	41	72799	2148	42064
842481 AGRICULTURAL OR HORTICULTURAL	31324	227648	17387	166663
842489 OTH APPL PROJ/DISPERS/SPRY LQD	15479	453077	3801	229611
842490 PART MECH APPLIANCE SPRAY ETC.	56927	476091	23170	332073
842511 PULLEY TACKLE HOISTS POWER	11495	73592	7302	130289
842519 O-PULLY/HOISTS/WINCH/CAPSTANS	8323	249133	2021	87018
842531 WINCH CAPSTAN POWER E/MOT		24743		34026
842539 WINCHES CAPSTAN	1258	54976	3697	27846
842541 JACKS,HOISTS-RAISING VEHICLES	279	3348	1308	21864
842542 OTH JACKS AND HOISTS HYDRAULIC	15715	172095	6919	106300

Contd.

10.11 Imports by Economic Categoreis (Detail)

(In Thousand Rupees)

I T E M S	May, 2014	FROM JUL-2013	May,2013	FROM JUL-2012
842549 OTH MECHANICAL HANDING EQUIPMT	682	5510	485	1422
842611 OVERHEAD-TRAVELING CRAN F-SUPO		421584		404839
842612 MOBILE LIFTING FRAME ON TYRES	103051	181648		115058
842619 OTH O/HEAD TRAVEL/TRNSPOT CRAN		1667773	919	863238
842620 TOWER CRANES		157285	17392	266490
842630 PORTAL OR PEDESTAL JIB CRANES	10219	18619		73
842641 O-MACHINERY SELF PROP ON TYRES	3840	18784	112879	181793
842649 OTH MACHINERY SELF PROPELLED		708760	55204	292027
842691 O-MACH DESIGED MOUNT ROAD VEH	2202	9494		756
842699 OTH MACHINERY NOTSELF PROPELED	11483	75812		469
842710 SELF PROPELL TRUCK WITH EL MOT	44604	297630	5699	196478
842720 OTHER SELF-PROPELLED TRUCKS	83691	765077	59099	599306
842790 OTH WORK TRUCK LIFT/HAND EQUIP	6556	178037	7418	50125
842810 LIFTS AND SKIP HOISTS	40010	792697	84604	609027
842820 PNEUMATIC ELEVATORS&CONVEYORS	30641	98080	68617	103925
842831 ELEVATOR/CONVEYOR,UN/GROND USE	1188	2667	69651	69651
842832 OTH ELEVATOR/CONVEYOR BUKT TYP		22811		13364
842833 OTH ELEVATOR/CONVEYOR BLT TYPE	13555	81365	11462	1283520
842839 OTH CONT ACTELEVATOR,CONVEYOR	22833	390667	21246	471621
842840 ESCALATORS & MOVING WALKWAYS	42528	172340	2257	681640
842860 TELEFERICS CHAIR-LIFT,F/FURNIC	163	4346	231	3041
842890 OTH MACHINERY LIFT/HANDLE ETC.	8958	353835	19428	278731
842911 TRACK LAYING BULDOZER/ANGLDOZR	12913	277674	1581	356546
842919 BULDOZRS/ANGLEDRO/TRACK LAYING	969	99400	7494	118811
842920 GRADERS AND LEVELLERS	8104	84041	7038	53493
842940 TAMPING MACHINE & ROAD ROLLERS	32273	406778	42062	211294
842951 FRONT-END SHOVEL LOADERS	54809	2118770	33910	638238
842952 MACHINERY 360 REVOLVG S/STRUTE		90070		78512
842959 OTH MECHANICAL SHOVALS EXCAVOR	371667	2716466	197545	2136643
843010 PILE-DRIVERS /EXTRACTORS	2011	79346	101987	116992
843020 SNOW-PLOUGHS AND BLOWERS		6138		
843031 SELF-PROP COAL ROCK CUTTER	643	746		
843039 OTH SELFPROP COAL/ ROCK CUTTER		61589		4546
843041 OTH BORS SINK MACH SELF-PROPEL		234729		40513
843049 OTH BOR/SINK MACH NOT SELFPROP	250564	9860237	485720	3384266
843050 OTH MACHINERY SELFPROPELLED	4186	120206	18570	84245
843061 TAMP COMPACT MACH NOT SELFPROP	269	70275	218	6779
843069 OTH MACHINERY NOTSELF-PROPELED	197	23610	8804	48160
843110 PARTS MACHINERY HEADING 84.25	1253	40031	8163	48091
843120 PARTS MACHINERY HEADING 84.27	14297	101835	4868	65899
843131 PARTS OF LIFT SKIPHOIST&ESCALT	6150	156087	16575	104339
843139 OTH PARTSLIFT/HANDLE/LOAD MACH	181317	1672248	92458	716325
843141 BUCKETS SHOVELS GRABS & GRIPS	289	18057	2123	64467
843142 BULDOZER OR ANGLEDOZER BLADES	300	34380	1083	9570
843143 PARTS BOR/SINK MACHINERY	603425	5385793	620844	3411294
843149 PART MACH HEAD 84.26.84.29-30	260597	2977596	268185	2644738
843210 PLOUGHS		140		4150
843221 DISC HARROWS,SCARIFIERS,CULTI	9619	33914		12043
843229 OTH HAROW SCARIFIER WEDER&HOS		9506		4772
843230 SEEDERS PLANERS & TRANSPLANTER	770	10344	152	9600
843240 MANURE SPREADER&FERTILISER DIS		317		
843280 OTH AGR HERTI, FORESTRY MACHRY		128096	27408	90197
843290 PARTS AGR HERTICULTURAL MACHIN	11766	193920	3119	160795
843311 LAWN MOVER PARKS/SPORTS GROUD	1235	4935	78	3533
843319 OTH MOVER LAWN PARKS SPORTGOOD	493	4540	160	13720
843320 OTH MOWERS INCLUDING CUTER BAR		25349		22808
843330 OTH HAYMAKING MACHINERY		24278	8078	26536
843340 STRAW BALER INCL PICK-UP BALER	3905	122180	12720	60831
843351 COMBINE HARVESTER-THRESHERS	34882	796196	31668	618229
843352 OTH THRESHING MACHINERY		4439		2195
843353 ROOT/TUBER HARVESTING MACHINES		1238		52
843359 OTH HARVESTING MACHINES	4921	65162	3933	37271

Contd.

10.11 Imports by Economic Categoreis (Detail)

(In Thousand Rupees)

I T E M S	May, 2014	FROM JUL-2013	May,2013	FROM JUL-2012
843360 MACH CLEAN SORT EGG FRUT AGPRO	62917	100815		3201
843390 PARTS MACH CLEAN/SORT EGG ETC	2390	48139	442	37904
843410 MILKING MACHINES	885	258217	40510	256937
843420 DAIRY MACHINERY	19399	139383	2616	2539693
843490 PART MILKING/DAIRY MACHINERY	8408	74362	8218	108240
843510 MACHINERY (PRESSES,CRUSHES)	27729	32152	162665	397370
843590 PART OF JUICE EXTRACTING MACHI	30	23942	475	5076
843610 MACHRY PREP ANIMAL FEED STUFS	66222	218036	26491	213500
843621 POULTRY INCUBATORS & BROODERS	171369	396990	413	467270
843629 OTH POULTRY KEEPING MACHINERY	56059	974423	283298	1275373
843680 OTH MACHINERY	734	22284		49053
843691 PARTS POULTRY KEEP MACH BRODER	1994	53880	841	36110
843699 OTH PART OF AGRI/HORT MACHINER	5238	126949	343	138461
843710 MACH CLEAN SORT GRAD GRAIN/VEG	63442	593013	21226	449607
843780 OTH MACHINERY	43401	675067	40862	199985
843790 PARTS MACHINE USE MILLINDUSTRY	11795	261823	17365	192253
843810 BAKERY MACH MFG MACARONI SPGTI	13091	437834	112930	824233
843820 MACH MANU CONFECTIONERY COCA	179971	831446	15122	347797
843830 MACHINERY SUGAR MANUFACTURE	7722	67752	1643	34460
843840 BREWERY MACHINERY		51		649
843850 MACH PREPARATION MEAT/POULTRY	56654	150268	3711	671221
843860 MACH PREP OF FRUITS/NUTS/VEG.	29	200446		15246
843880 OTHER MACHINERY	4399	489450	1721	188325
843890 PARTS MACH/ND MFG FOOD DRINK	39902	236775	5799	206241
843910 MACHINERY M/PULP FIBROUS MATAL		34108		82657
843920 MACHINERY MAKE PAPER P/BOARD	23788	196252	592739	1080441
843930 MACHINERY FINISH PAPER P/BOARD	720	118305	20417	173772
843991 PARTS MACHIN PULP FIBROSMATERL	438	13120	564	103374
843999 OTH PARTS MACHIN PAPER P/BOAD	21904	254276	39618	210334
844010 BOOK-BIND&BOOK-SEWING MACHIN	5966	62189	5035	25346
844090 PARTS BOOK BINDING MACHINERY		1171	134	489
844110 CUTTING MACHINES	57469	552894	8440	168430
844120 MACH MAKE BAGS SACKS/ENVELOP		29829	1656	17963
844130 MACHI MAKE CARTONS BOX TUBEETC	4803	25483	33251	100576
844140 MACH MOULDING ARTICLE P/P,PULP	32370	116433		31094
844180 OTH MACH FOR MAKING P&P/BOARD	246	103013	357	97838
844190 PART MAC H-8441.1000,8441.4000	15617	92709	9791	167751
844230 PRINTING MACH, APATUS&EQUIPMEN		58400	11898	78590
844240 PARTS OF THE FOREGOING MACH	2481	23847	5585	37300
844250 PLATE ,CYLINDER/PRINT COMPONE	6439	106122	2669	92184
844311 OFF SET PRINT MACHIN REELFED	3313	82857	6751	95674
844312 SHEET FED,OFFICE TYPE S-22&36	13646	82678	3487	76181
844313 OTH OFFSET PRINTING MACHINERY	85420	777628	96539	532375
844314 LETTERPRESS PRI-MACH REEL FED		2785		900
844315 LT-PRESS P-MACH O/T R-FED,FLEX		6485		1386
844316 FLEXOGRAPHIC PRINTING MACHIN	103599	181019		292461
844317 GRAVURE PRINTING MACHINERY	20520	162657	31757	373613
844319 HOT STAMPING MACHINES	34724	1599288	152311	1191181
844331 MACH PERFORM TWO OR MORE FUNCT	13468	104234	16319	123338
844332 PRINTER CONNECT TO AUTOMA DPM	59687	880044	82244	764185
844339 O-MACH REPRODUC ORIGINAL IMAGE	42079	412850	33839	447047
844391 PART/ACCE PRINTING MACH H-8442	38640	249713	17584	269603
844399 PARTS /ACCE OTH PRINTING MACH	50440	588389	44545	541672
844400 MAC EXTRUD CUT M-MADE TEX-MATE	26196	444998		2697245
844511 CARDING MACHINES	595676	4636739	243150	2345450
844512 COMBING MACHINES		188791		93826
844513 DRAWING /ROVING MACHINES	371803	4094255	283109	1592470
844519 OTH MACH TEXTURE FIBRE ETC	400557	3458122	251646	1143976
844520 TEXTING SPINNING MACHINES	922340	6754637	1352007	3562552
844530 TEXTILE DOUBLING OR TWIST MACH	8179	488062	11923	172296
844540 TEXTILE WINDING MACHINE	401873	6613720	415966	2856771
844590 OTH MACH, TEXTILE FIBRE	358068	2478480	80585	1175338

Contd.

10.11 Imports by Economic Categoreis (Detail)

(In Thousand Rupees)

I T E M S	May, 2014	FROM JUL-2013	May,2013	FROM JUL-2012
844610 WEAVING MACH FAB WD-NOT>30CM		34763	11305	16015
844621 POWER LOOM WEAV FAB EXCED 30CM		2604		4307
844629 OTH WEAVING MACHINES(LOOMS)	167363	754703	27490	350830
844630 WEAV MACH FAB >30CM SHUTLES	731649	7325875	256585	2954611
844711 CIRCULAR KNITTING MACHINE	3048	422656	6414	739488
844712 CIRCULAR KNIT MACH DIA>165MM	44370	386852	4726	238465
844720 FLAT KNIT MACH STITCH-BONDING	14819	184137	45472	168745
844790 OTH MACH GIMPED YARN TULE LACE	420199	3572955	262469	3293519
844811 DOBBIES JACQUARD COPY ETC MACH	10707	90495	4798	151354
844819 OTH AUXILARY MACHIN HD84.44-47	115865	1314173	21626	479808
844820 PARTS&ACCESORIES MACH H-84.44	8083	282759	10265	124407
844831 CARD CLOTHING	85015	1168269	61598	999731
844832 PART ACCESORY MACH TEXT FIBRE	16109	77917	3972	45114
844833 SPINDLE SPIND FLYER S/IN RING	112741	1317062	91823	1204030
844839 OTH PARTS&ACCESSORIES 84.45	147586	1863874	159107	1330017
844842 REEDS FOR LOOMS HEALDS&H/FRAM	18444	314737	26448	204532
844849 OTH PART ACCESSORIES WEAV MACH	90582	665312	50603	578477
844851 SINKERS NEEDLES & OTH ARTICLES	31303	415314	37891	376552
844859 PART ACCESSORY MACH HEAD 84.47	29106	481832	25065	391371
844900 MACH MFG FINISH NON WOVENS	131	90371	2147	182827
845011 WASHING MACH FUL-AUTO NOT>10KG	31435	265169	32747	178850
845012 O-MACH BUILT-CENTRIFUGAL DRIER	9298	186760		161817
845019 O-MACH DRY LINE CAPA -NOT>10KG	8269	60810	856	186722
845020 MACHINE DRY LINE CAP EXCE10KG		56169	29855	53155
845090 PARTS FOR H/HOLD WASH MACHINE	23902	196070	21869	131619
845110 DRY-CLEANING MACHINES	1294	7252	3812	7258
845121 DRY MACH OF DRYLINEN CAP<10KG		179		278
845129 OTH DRYING MACHINES	39902	270031	6407	190145
845130 IRONING MACHINES & PRESSES	3602	63236	9033	50624
845140 WASHING BLEACH DYE MACHINES	110988	1591342	35289	1122997
845150 REELING UNREEL FOLDING ETC MAC	26689	170251	2259	68985
845180 OTH MACHINERY	330225	4670427	256210	2644718
845190 PARTS FOR DRY CLEAN/DYING MACH	33570	293878	19901	239122
845210 SEWING MACHINE HOUSEHOLD TYPE	8236	86187	11134	297408
845221 AUTOMATIC UNITS SEWING MACHINE	6644	72904	1176	53554
845229 OTH SWING MACHINES	251781	1901011	101910	1011370
845230 SEWING MACHINE NEEDLES	15081	108331	6402	92079
845290 OTHER PARTS OF SEWING MACHINE	13744	194513	9859	149976
845310 MACH PREP,TANN HIDE,SKIN LEAT	59682	340784	12034	280655
845320 MACH MAKING/REPARING FOOTWEAR	8906	126435	33337	143457
845380 OTH MACH REPAR H-SKINS/LEATHER	5739	60987	18013	57767
845390 PARTS OF MACH TANNING,FOOTWEAR	4588	81973	7012	49942
845410 CONVERTERS	3676	6000	3068	6540
845420 INGOT MOULDS & LADLES	2104	20043	1521	15293
845430 CASTING MACHINES	26966	386056	2512	180376
845490 PARTS OF CONVERTERS LADLES ETC	3268	102057	2856	32323
845510 TUBE MILLS		139561	668	668
845521 HOT/COMBIN HOT&COLD ROLING MIL		108492	24380	85273
845522 COLD, ROLLING MILLS	17055	62582		1562
845530 ROLLS FOR ROLLING MILLS	48119	273388	11859	130349
845590 OTH PARTS METAL ROLLING MILLS	18592	97687	1134	39391
845610 MACH TOOL WORKING BY LSER ETC	3842	32619	7484	26318
845620 MACH OPERATED ULTRASONIC PROCE	36	644		1155
845630 MA-TOOL OPER ELECTRO DISCHARGE	415	22841	9548	26599
845690 O-MAC TOOL FOR REMOVAL OF MAT	14421	55468		36075
845710 MACHING CENT FOR WORKING METAL	27566	200662	54901	166930
845720 UNIT CONSTRUCTION MACH(SINGLE)	906	1360	1550	1550
845730 MULTI-STATION TRANSFER MACH		129143		133
845811 HORIZONT LATH NUMERICL CONTROL	3877	114171	7412	117775
845819 OTHER, HORIZONTAL LATHES	7780	105683	9236	97314
845891 OTH LATHES NUMERICALLY CONTROL		35611	2743	30684
845899 OTH LATHES FOR REMOVING METALS	10656	105714	8040	64419

Contd.

10.11 Imports by Economic Categoreis (Detail)

(In Thousand Rupees)

I T E M S	May, 2014	FROM JUL-2013	May,2013	FROM JUL-2012
845910 WAY TYPE UNIT HEAD MACHINES	51	2123		1996
845921 OTH DRILL MACH NUMERICAL CONT		5800	8888	17682
845929 OTHER DRILLING MACHINES	2538	134825	6905	145225
845931 OTH BOR/DRIL MACH NUMERI CONTR		4069		8727
845939 OTHER BOARING-MILLING MACHINES	66	3395	8406	17816
845940 OTHER BORING MACHINES	2322	49570	5645	87490
845951 MILLING MACH KNEE TYPE N.CONTR		11327	130	5050
845959 MILL MACH W TRAVERSER =<300MM	4035	20607	542	32262
845961 OTH MILLING MACH NUMERCAL CONT	707	14289	227	3303
845969 OTHER MILLING MACHINES	15689	60940	10771	42520
845970 OTH THREAD/TAPPING MACH		39438	2085	40742
846011 F.SURFACE GRIND MACH NUM CONTR		1860		33241
846019 OTH F.SURF GRIND MAC AXIS0.01M	25	26065	6314	130588
846021 OTH GRIND MACH NUMERICAL CONTR		25415		
846029 OTH GRIND MACH AXIS 0.01MM	16	4364		17494
846031 SHARPENING MACH NUMERCAL CONTR	1008	1008		
846039 OTH SHARPENING MACH-TOOL	64	7167	2201	5967
846040 HONING OR LAPPING MACHINES	254	11083		7131
846090 OTHER MACHINE TOOLS	2190	19987	3715	52944
846120 SHAPPING OR SLOTTING MACHINES	109	14735	2546	36279
846130 BROACHING MACHINES		475		1149
846140 GEAR CUTTING,GRIND/FINISH MACH	2225	45367	10528	66917
846150 SAWING OR CUTTING-OFF MACHINES	4260	122739	5703	84181
846190 OTH MACH TOOL FOR METAL WORK	1112	24811	1035	23773
846210 FORGING/DIE-STAMP MACH&HAMMERS	4694	49389	194	46464
846221 BEND,FOLD,ETC MACH NUM CONTROL		368		22639
846229 OTH BENDING,FOLDING MACH	821	43693	749	94100
846231 SHEARING MACH NUMERICAL CONTRO		4933	40420	92831
846239 OTH SHEARING MACH	5020	81279	8885	40774
846241 PUNCH/NOTCH MACH NUM CONTROLED		2875		
846249 OTH PUNCHING/NOTCHING MACH	4669	43194	12368	73306
846291 HYDRAULIC PRESSES	2062	136620	16158	240665
846299 OTH PRESSES FOR WORK METAL	4790	112674	998	64247
846310 DRAW-BENCH FOR BARS,TUBES WIRE		8175		12930
846320 THREAD ROLLING MACHINES		8694		9261
846330 MACHINES FOR WORKING WIRE	3234	29350	955	32974
846390 OTH MACH TOOL WORKING METALS	2210	19889	181	25864
846410 SAWING MACHINES	9846	29683		17954
846420 GRINDING OR POLISHING MACHINES	22355	56548	5087	76180
846490 OTH MACH TOOL WORK STONE/CER/C	8883	88217	18658	58402
846510 MACHINE FOR MECHANIC OPERATION	659	49987		
846591 SAWING MACHINES	613	10189	4559	102516
846592 PLANING,MILLING, MOULD MACH	732	5884	60	9901
846593 GRINDING SANDING POLISHING MAC	378	69586	1624	54222
846594 BENDING OR ASSEMBLING MACHINES	145	4330		2511
846595 DRILLING OR MORTICING MACHINES	560	4997		256
846596 SPLITING SLICING PARING MACH	723	16229		10363
846599 OTH MACH TOOL FOR WOOD CORKETC	853	73729	1154	42202
846610 TOOL HOLDER SELF OPEN DIEHEAD	9164	38222	8560	27379
846620 WORK HOLDERS	199	3692	67	9224
846630 DIVIDING HEAD & ATTACH M-TOOL	8	1235	41	423
846691 OTH PART FOR MA-TOOL H.84.64	5751	10699	24	12672
846692 OTH PART FOR MA-TOOL H.84.65	1987	29324	4325	25754
846693 PART/ACCES MACH TOOL PLAN ETC	1321	86416	3129	59634
846694 PART/ACCES MACH TOOL FOLD ETC	16182	1195799	2315	54699
846711 PNEUMATIC ROTARY TYPE TOOLS	627	5902		7086
846719 OTH PNEUMATIC TOOLS FOR WORK	2899	26906	1301	30404
846721 DRILL W ELEC MOTOR OF ALL KIND	6989	86470	6730	71141
846722 SAWS SELF CONTAINED ELE-MOTOR	1829	9272	87	6560
846729 OTH TOOL WITH ELECTRIC MOTOR	30641	211668	13444	129177
846781 CHAIN SAWS	639	17482	432	8374
846789 OTH TOOL WORKING IN HAND	4154	25933	2326	36011

Contd.

10.11 Imports by Economic Categoreis (Detail)

(In Thousand Rupees)

I T E M S	May, 2014	FROM JUL-2013	May,2013	FROM JUL-2012
846791 PARTS OF CHAIN SAWS	128	5732		1731
846792 PARTS OF PNEUMATIC TOOLS	534	17541	4018	30540
846799 OTH PART TOOL WOR IN THE HAND	4271	109439	2357	35423
846810 HAND HELD BLOW PIPES				61
846820 OTH GAS-OPERATED MACH APPARATU	1035	12423	653	11681
846880 OTH MACH FOR SOLDER,BRAZING	7660	40173		93989
846890 PARTS FOR SOLDERING,BRAZIN MAC	2186	39281	2934	33471
846900 TYPEWRITER;WORD PROCESS MACH		1557	63	302
847010 ELEC CALCULATOR,DATA REC MAC	9916	95654	6402	97123
847021 CALC. MACH W PRINT DEVICE	15	299		233
847029 OTH ELECTRO CALCULATING MACHIN		132	12	3068
847030 OTHER CALCULATING MACHINES		1377		690
847050 CASH REGISTERS	4746	32671	20903	29532
847090 OTH POSTAGE,TICKET ISSUE MACH	845	14206	936	190888
847130 PORTABLE AUTOMATIC DP MACHINE	1033616	8389250	781391	10999896
847141 OTH AUTOMATIC DATA PRO MACHINE	78637	497855	14381	403107
847149 OTH PRESENTED IN FORM SYSTEMS	4651	251865	21346	273773
847150 PROCESSI UNIT O/T,H-8471.41,49	89908	2126901	92108	1833992
847160 INPUT,OUTPUT UNIT IN S-HOUSING	55737	575966	37009	663878
847170 STORAGE UNITS	44355	818191	82480	906647
847180 OTH UNITS OF AUTO DAT PRO MACH	10537	131017	3269	246285
847190 OTH LAN,BRIDGES,HUBS EXCL SWIT	21066	637447	21824	587443
847210 DUPLICATING MACHINES	120	1272	123	584
847230 SORTING/FOLDING/AFFIXING MACH		1812	169	281
847290 OTHER, OFFICE MACHINES	42633	1265102	69464	885561
847310 PARTS/ACCESS OF MACH H-84.69		963	20	23
847321 PART CALC MACH H-8470.10.21.29		510		913
847329 OTH PARTS OF MACH H-84.70	6096	27900	2187	24455
847330 PARTS/ACCESS OF MACHINE 84.71	52244	1147382	116885	1186862
847340 PARTS/ACCESS MACHINE HEAD84.72	15575	176024	11654	118942
847350 PARTS/ACCESS MAC HD84.69-84.72	114	3915	179	7349
847410 SORTING/SCREENING/WASHING MACH	49301	176687	106	66758
847420 CRUSHING OR GRINDING MACHINES	1249909	1493700	5193	710707
847431 CONCRETE OR MORTAR MIXERS	38068	450722	24595	400614
847432 MACH FOR MIXING MINERAL&BITUME	20311	414402	4623	6196
847439 OTH MACH FOR MIXING MINERALS	21105	116632	1516	85993
847480 OTHER MACHINERY	1200	115790	59141	311999
847490 PART OF SORTING,SCREENING MACH	59845	1261607	49040	740195
847510 MACH FOR MAKING ELEC LAMP/TUBE		575		3095
847521 MACH FOR MAKING OPTRICAL FIBRE				157
847529 OTH GLASS WORKING MACHINES	22412	435030		639240
847590 PARTS OF MACHINES H-NO.84.75	5217	129067	19269	117886
847621 BEVERAGE/VENDING MA W REFRIG				5621
847629 OTH,AUTOMA BEVERG-VENDING MACH		1769		4617
847681 OTH MACH HEATING/REFRIG,DEVICE		625		
847689 OTH MACH INCL MONEY CHANG MACH	331	2640		1428
847690 PARTS OF MACH HEADING 84.76		276		1297
847710 INJECTION-MOULDING MACHINES	225487	2970749	168679	1564271
847720 EXTRUDERS	28136	356671	6495	591838
847730 BLOW MOULDING MACHINES	13529	765243	21152	606154
847740 VACCUM MOLDING/THERMOFORM MACH	43103	118467		148910
847751 MACH MOULD PNEUMATIC TYRE,TUBE	12158	163832	83190	285045
847759 OTH MACH FOR MOLDING/FORMING	3316	86872	48582	119107
847780 OTH MACH FOR WORKING RUB/PLAST	18313	1482232	6009	2172099
847790 PARTS OF MACH,WORKING RUB/PLAS	44185	735637	32540	602440
847810 MACH FOR REPARING TOBACCO	194268	991719	125234	269995
847890 PARTS OF MACHINES OF H-84.78	24055	432460	35500	392814
847910 MACH FOR PUBLIC WORKS,BUILDING	37362	734116	2420	243363
847920 MACH FOR EXTRACT/PREP FATS/OIL		175485		307461
847930 PRESS PARTICAL/FIBRE BOARD ETC	36954	594128	10278	235040
847940 ROPE OR CABLE MAKING MACHINES	14498	65954	410	7966
847950 INDUSTRIAL ROBOTS(N.E.S.)	381	12262	316	76775

Contd.

10.11 Imports by Economic Categoreis (Detail)

(In Thousand Rupees)

I T E M S	May, 2014	FROM JUL-2013	May,2013	FROM JUL-2012
847960 EVAPORATIVE AIR COOLERS	24371	241997	95388	358168
847979 OTH PASSENGER BOARDING BRIDGES		23176	71869	73432
847981 MA FOR TREATING METAL/FLE WIRE	3794	57715	82722	358854
847982 MIX/KNEAD/CRUSH/GRIND ETC MACH	442336	8009580	112404	1438256
847989 OTH APPLI IDIVIL FUNCTIO MACH	210550	3451176	285253	4124494
847990 PART OF MA H- 8479.20.60.82.84	227215	1437497	111877	1720482
848010 MOULDING BOXES FOR MET FOUNDRY	1369	21100	5345	26031
848020 MOULD BASES	307	29566	242	60251
848030 MOULDING PATTERNS	579	6986	4607	18043
848041 INJECTION OR COMPRESSION TYPES		41128	4134	17416
848049 OTH, MOULDS FOR METAL/CARBIDES	15482	240558	13169	189709
848050 MOLULDS FOR GLASS	5528	48565	5407	66302
848060 MOULDS FOR MINERAL MATERIALS.	1121	117667	7468	94113
848071 INJECTION OR COMPRESSION TYPES	18073	692416	17700	337186
848079 OTH MOULDS FOR RUBBER/PLASTICS	284093	1802176	66281	879547
848110 PRESSURE-REDUCING VALVES	342730	3622241	303614	1950892
848120 VALVES,OLEOHYD/PNEUMATIC TRANS	28772	374689	18108	76910
848130 CHECK (NONRETURN) VALVES	72262	766036	21859	535481
848140 SAFETY OR RELIEF VALVES	34043	537066	116736	565413
848180 OTH APPLIANCE(TAP,COCKS,VAL)	404296	7113371	590273	4814731
848190 PARTS OF APPLICANCE H-NO.84.81	100649	1079767	53009	713122
848210 BALL BEARINGS.	291727	3097276	286431	3027487
848220 TAPERD ROLLER BEARING INC CONE	67086	657317	34229	598244
848230 SPHERICAL ROLLER BEARINGS	42284	405330	10407	317930
848240 NEEDLE ROLLER BEARINGS	4123	57023	7453	89429
848250 OTH CYCLINRICAL ROLLER BEARING	17495	185296	6618	193876
848280 OTH COMBINED BALL/ROLLER BEAR	23344	361051	46760	569765
848291 BALLS, NEEDLES/ROLLERS PARTS	12286	156485	10395	116490
848299 OTH PARTS OF BALL/ROLLER BEAR	10314	213908	8893	186370
848310 TRANSMISSION/CRANKS/SHAFTS.CAM	194646	4508449	181982	1622911
848320 BEARING HOUSING-BALL/ROLR BEAR	12292	120433	12184	84551
848330 BEARING HOUSING NOT INCOR BEAR	324238	1697202	95030	1456070
848340 GEAR,CHAIN SPOK,GEAR BOXES ETC	117738	1304441	107413	1562885
848350 FLYWHEL/PULEY INCL PULEY BLOCK	9276	109237	9911	179045
848360 CLUTCHES AND SHAFT COUPLING	38874	531379	49317	453709
848390 PARTS OF HEADING 84.83	21706	480374	13650	216685
848410 GASKET&SIMILAR JOINT OF MATALS	71037	746578	84813	732781
848420 MECHANICAL SEALS	35938	391411	21263	316846
848490 OTH GASKET&SIMI JOINT DISSIMIL	61744	2106263	53135	851955
848610 MACH FOR MANUF BOULES / WAFERS		4474		910
848620 MAC FOR MANUF S-COND,I-CIRCUIT	21548	25731		
848630 MACH FOR MANUF FLAT PANEL DISP		5119	7	7
848640 MACH FOR MANU OF I-CIRCUIT,NES		46726		24956
848690 PARTS&ACCE OF MACH MANU S-COND		590	32	8090
848710 SHIPS/BOATS,PROPELLERS&BLADES	198	3521	299	653
848790 O-PARTS&ACCE NOT CON ELE-CONNE	22109	379878	51757	510826
850110 ELEC MOTOR OUTPUT NOT>37.5.WAT	48946	638329	36453	499551
850120 UNIVERSAL AC/DC MOTOR >37.5 W	7757	119147	21907	104915
850131 OTH DC MOTOR/GEN 0-P=750 WATT	1533	142171	16613	154446
850132 O-DC MOTOR/GEN 0-P-750W-75KW	1611	81557	11888	44694
850133 OTH DC MOTO/GEN 0-P-75KW-375KW		57274	539	10993
850134 OTH DC MOTOR/GEN OUTPUT >375KW		427006	74179	78650
850140 OTH AC MOTORS,SINGLE-PHASE	56890	1086097	155002	932071
850151 OTHER AC MOTORS MULTI-PHASE	18983	180112	15929	103795
850152 AC MOTORS,OUTPUT-750W-75KW	122164	1529254	119504	1289324
850153 AC MOTORS,OUTPUT>75KW	35624	350273	17362	565115
850161 AC GENERATORS OUTPUT NOT>75KVA	53645	565226	149775	1481409
850162 AC GENERATORS 0UTPUT-75-375KVA	4582	99502	13793	144809
850163 AC GENERATOR 0-P-375KVA-750KVA	890	33460	4350	25648
850164 AC GENERATORS OUTPUT >750 KVA	168817	450882	30218	113405
850211 EL GNERATOR (DIESEL)0-P>75 KVA	566011	3777238	191052	3542368
850212 GENER SET(DIESEL)OP- 75-375KVA	165734	1678497	140283	1969808

Contd.

10.11 Imports by Economic Categoreis (Detail)

(In Thousand Rupees)

I T E M S	May, 2014	FROM JUL-2013	May,2013	FROM JUL-2012
850213 GENER SET(DIES ENG)OP>375KVA	670026	11926869	328750	8645501
850220 GENER SET(SP-ING ENG)OP>375KVA	477334	4739634	2211787	6304995
850231 GENERATING SETS,WIND POWERED		6019812	2471531	2474395
850239 OTHER GENERATING SETS	267083	6936568		2779543
850240 ELECTRIC ROTARY CONVERTERS.		7344		1719
850300 PARTS FOR MACHIN H-85.01/85.02	391737	2586029	120890	1626923
850410 BALLAST FOR DISCHARG LAMP/TUBE	19053	121063	11572	99540
850421 LIQUID DIELECRICT FORMERS	28156	473587	1467	7108
850422 LIQ D-E T/FORMER-650-10000KVA	6080	392366		178218
850423 LIQ DI-ELE T/FORMER >10000KVA		1533399		1557732
850431 OTH TRANSFORMER-PHC-NOT>1 KVA	42355	590473	45103	889327
850432 OTH TRANSFORMER-PHC-1KVA-16KVA	5872	456157	2719	796673
850433 OTH TRANSFORMER-PHC-16-500KVA	13544	449662	632659	1193489
850434 OTH TRANSFORMER-PHC>500 KVA	357225	1716435	513297	4947543
850440 STATIC CONVERTERS	416374	5649157	450584	4739788
850450 OTHER INDUCTORS	9235	305602	7684	172621
850490 PARTS ELEC POWER MACH H-8504	80452	1125789	79681	1337077
850511 PERMANENT MAGNETS AND ARTICLES	980	43507	3355	43794
850519 OTH PERMANENT MAGNETS&ARTICLES	20867	137484	17344	148584
850520 EL-MAGNET COUPLING,CLUTCH ETC	29056	89701	3687	40999
850590 OTH EL-MAGNET INC/PART HD85.05	10202	65877	2778	54311
850610 MANGANESE DIOXIDE P/CELL&BATT	44910	749179	42710	621519
850630 MERCURIC OXIDE P/CELL&BATTRIES			10	124
850640 SILVER OXIDE P/CELL&BATTERIES		917	261	492
850650 LITHIUM PRIMARY CELL&BATTERIES	31883	310707	38790	323100
850660 AIR ZINC PRIMARY CELL&BATTRIES	820	26335	1283	4506
850680 OTHER PRIMARY CELL&BATTERIES	22832	409227	23316	283553
850690 PARTS OF PRIMARY CELL&BATTEIES	2147	28919	1948	58360
850710 LEAD-ACID ACCUMULATOR(STARTNG)	1307	57389	1987	24248
850720 OTHER LEAD-ACID ACCUMULATORS	624693	4587115	138821	1697457
850730 NICKEL-CADMIUM ACCUMULATORS	49359	62978	918	16387
850740 NICKEL-IRON ACCUMULATORS		23		1290
850750 BATTRIES NICKEL-METAL HYDRIDE	33	656		3247
850760 BATTRIES LITHIUM-ION	722	5892	274	1698
850780 OTHER ACCUMULATORS	13741	341281	23863	154801
850790 PARTS EL-ACCMOLATOR INCL SEPR	43984	356248	14192	130226
850811 VACUM CLEANER SE-CONTA E-MOTOR	5528	36714	3319	21575
850819 OTH VACUUM CLEANERS SELF MOTOR	3870	25329	3984	24752
850860 OTHER VACUUM CLEANERS	197	12463	2063	22545
850870 PARTS OF VACCUM CLEARNERS	61	1541	25	1663
850940 FOOD GRINDER/MIXERS&JUICE EXT	67487	604379	36002	440372
850980 OTH DOMESTIC APPLIANC	14796	110788	3526	82126
850990 PARTS DOMESTIC APPLIAN	17312	209096	14955	141468
851010 SHAVERS SELF CONTAINED EL-MOTO	16514	57281	5380	35238
851020 HAIR CLIPPERS SELF CON EL-MOTO	8153	41558	4684	21078
851030 HAIR-REMOVING APPLIANCES	2209	49605	266	59722
851090 PART OF SHAVER/CLIPPER/REMOVER	5059	7310	195	3168
851110 SPARKING PLUGS	77678	737122	56630	660483
851120 IGNITION/DYNAMOS MAG-FLYWHEELS	5680	93418	7426	111440
851130 DISTRIBUTORS;IGNITION COILS	13407	173222	22447	243793
851140 STARTERS MOTORS/DUEL PUR GENER	3798	108147	6112	61108
851150 OTHER GENERATORS	1159	21655	1332	371881
851180 OTH EL-IGNITION/START EQUIP	1249	30256	799	14810
851190 PARTS OF THE HEADING NO.85.11	180664	516174	27898	405435
851210 LIGHTS SIG EQUIP BICYCLE USED	16	4128	218	967
851220 OTH LIGHTING SIG EQUIPMENT	67297	933068	148519	922337
851230 SOUND SIGNALLING EQUIPMENT	4463	71513	7114	74169
851240 WINDSCREEN WIPER,DEFROST/DEMIS	4317	28605	2796	24649
851310 PORTABLE ELECTRIC LAMPS	60576	800351	51903	748927
851390 PARTS(OF THE HEADING NO.85.12)	99	6493	406	2422
851410 RESISTANCE HEATED FURNACE/OVEN	1833	7348	368	20391
851420 INDUCTION/DIELECTRIC FUR/OVENS		110046		119755

Contd.

10.11 Imports by Economic Categoreis (Detail)

(In Thousand Rupees)

I T E M S	May, 2014	FROM JUL-2013	May,2013	FROM JUL-2012
851430 OTHER FURNACES AND OVENS	19312	171003		191905
851440 OTH IND/DI-EL HEATING EQUIPMNT	374	18963	489	22788
851490 PARTS(OF HEADING NO.85.14)	9323	57369	2701	51721
851511 SOLDERING IRONS AND GUNS	1471	20981	1195	15311
851519 OTH BRAZING/SOLDER IRONS&GUNS	2287	22410	2202	20054
851521 MACHINES,RES WELDING OF METAL	1403	120748	1021	47561
851529 OTH MACH RES WELDING OF METAL	5636	74430	5777	67871
851531 MACH ARC WELDING METAL F/AUTO	284	50526	94	65500
851539 OTH MACH/APP ARC WELDING METAL	17395	484446	14907	158942
851580 OTH MACH/APP HOT SPRAYING METL	51063	281631	2353	136129
851590 PARTS(OF HEADING NO.85.15)	18028	164396	1251	73188
851610 ELE INSTANEOUS/IMERSION HEATER	597	16740	259	17907
851621 STORAGE HEATING RADIATORS		1470		2993
851629 OTH ELE SPACE/SOIL HEATNG APPA	4728	124572	3133	234041
851631 HAIR DRYERS	6413	51616	1852	23061
851632 OTHER HAIR DRESSING APPARATUS	1796	24214	2070	22931
851633 HAND DRYING APPARATUS	41	2183	83	1509
851640 ELECTRIC SMOOTHING IRONS	12645	108002	4049	72402
851650 MICROWAVE OVENS	10759	185398	17079	102629
851660 OTH OVEN/COOKER/GRILL/ROASTERS	13649	138080	15761	93301
851671 ELECTRIC COFFEE OR TEA MAKERS	4280	46897	2761	52321
851672 ELECTRIC TOASTERS	12897	104975	5849	101531
851679 OTH ELECTRIC-THERMIC APPLIANCE	17906	185963	29324	134602
851680 ELECTRIC HEATING RESISTORS	15749	142507	5526	126390
851690 PARTS EL-THERMIC APP H-85.16	88151	882124	39121	697320
851711 LINE TELEPHONE CORDLESS H-SETS	6580	42904	1294	25813
851712 TELEPHONE FOR CELLULAR NETWORK	4744414	58615541	3102249	57257321
851718 OTHER TELEPHONES	7655	76039	10937	86537
851761 BASE STATIONS FOR WIRELESS N-W	134349	6390989	87947	4998759
851762 MACH FOR RECEPTION VOICE/IMAGE	3132116	18970390	1435657	29490373
851769 OTHER APPARATUS	1028448	11904653	1959951	23487132
851770 PARTS FOR TELEPHONES/WIRELESS	2189333	12489802	619543	7842764
851810 MICROPHONES AND STANDS THEREOF	2342	41266	2024	24678
851821 SINGLE L/SP MOUNTED IN ENCLOUR	13602	133607	6777	85905
851822 MULIPLE L/SP MOUNTED IN ENCL	19202	261881	30980	273273
851829 OTH L/SP NOT MOUNTED IN ENCL	23103	240304	15042	125470
851830 HEAD/EAR/MICRO PHONE SPEAK SET	32034	307800	12870	256119
851840 AUDIO FREQUENCY ELEC.AMPLIFIER	1997	43357	4007	38042
851850 ELECTRIC SOUND AMPLIFIER SETS	542	144391	4123	21159
851890 PARTS & ACCESSORIES HEAD 85.18	5328	39816	2102	23547
851920 APPA OPERATED BY COINS,BANKNOT		55		100
851930 TURNTABLES (RECORD-DECKS)		56	8	21
851950 TELEPHONE ANSWERING MACHINES		9	7	116
851981 O-APPA USING MAG/OPTICAL MEDIA	42	2278	127	4201
851989 OTH COMPACT DISK PLAYERS	2871	40511	6332	41985
852110 MAGNETIC TAPE TYPE	21655	57357	2503	66024
852190 OTH VIDEO REC/REPRODUCING APP	14311	148717	14269	143241
852210 PICK UP CARTRIDGES		1285		73
852380 DATA/SOUND RECORDED AUTO.DPM	648534	6062870	101564	4478683
852550 TRANSMISSION APPA FOR RADIO/TV	1591	1187414	11403	120630
852560 TRANSMISSION APPARATUS	16571	411588	32461	987888
852580 TV CAMERAS,DIGI/VIDEO CAMERA-R	52643	431868	31326	327629
852610 RADAR APPARATUS		5534	1363	2841
852691 RADIO NAVIGATIONAL AID APPARAT	13602	170305	31833	186224
852692 RADIO REMOTE CONTROL APPARATUS	109	550		3339
852712 POCKETSIZE RADIOCASSETE PLAYER	146	3398	209	5558
852713 OTH APPA COMB W/SOUND REC/PRO		1191	15	6407
852719 OTH RECORDING/REPRODUCING APPA	2077	31868	2823	21795
852721 OTH RADIO BRO-RECEIVER FOR VEH	2977	16316	476	6940
852729 OTH SOUND REC/REPRO APPA VEH	5356	38940	3903	35454
852791 OTH APPA COMB W/SOUND REC/PRO		1759		146
852799 MODEMS FOR SUND RECOD APPA	534	28408	1603	49397

Contd.

10.11 Imports by Economic Categoreis (Detail)

(In Thousand Rupees)

I T E M S	May, 2014	FROM JUL-2013	May,2013	FROM JUL-2012
852841 MONITORS AUTOM DATA PRO SYSTEM	3377	81224	28671	377431
852849 OTH CATHODE-RAY TUBE MONITORS	1789	12404	7252	31023
852851 OTH MONITOR DATA PROCESSING SY	209155	1763433	219219	1807752
852859 OTHER MONITORS	3924	73279	8121	70674
852861 PROJECTOR FOR AUTO- DPS-H8471	8212	108441	9593	90833
852869 MULTIMEDIA PROJECTOR-FOR DP-SY	819	8442	532	5930
852871 RECEPTION APPA FOR TV	9888	133022	5619	47529
852872 OTH COLOUR TV SETS	13038	310118	16059	161349
852873 OTH MONOCHROME RECEPTION-APPA				186
852910 AERIALS/REFLCTORS ALL KINDS	8932	222517	15408	344187
852990 OTH PARTS/APP H-85.25-85.28	244693	5203196	499528	4842598
853010 EL-SIGNAL EQP RAILWAY/TRAMWAY		204997	54691	1686976
853080 OTH SIGNAL EQP EL TRAFIC CONT		70547	30443	319129
853090 PARTS OF EQP HEAD 85.30	526	21359	1857	25383
853110 BURGLAR/FIRE ALARMS/SIMIL APPT	5286	193720	7933	91080
853120 INDICATOR PANEL INCORP LCD/LED	8764	111312	8999	147979
853180 OTHER APPARATUS	6583	135488	6706	180534
853190 PARTS ELEC SOUND/VIS SIG APPT	21231	8168542	7529	2731735
853210 FIX CAPACITO 50/60HZ CAP.5KVAR	12747	217971	5617	120319
853221 OTHER FIXED CAPACITOR	176	1062	100	399
853222 ALUMINIUM ELECROLYTIC FIX CAP	1162	9547	666	5287
853223 CERAMIC DIELEC,SIN-LYR FIX CAP	544	4487	246	2939
853224 CERAMIC DIELEC MUL-LYR FIX CAP	469	11724	1823	5529
853225 DIELECTRIC PAPER PLAS FIX CAP	1384	15342	1942	10265
853229 OTHER FIXED CAPACITORS	16510	557830	10393	171480
853230 VARIABLE/ADJUSTABLE CAPACITORS	7375	20212	4313	38870
853290 PARTS OF ELECTRICAL CAPACITORS	1274	29539	3546	30513
853310 FIXED CARBON RES COMP/FILMTYPE	7474	35955	1989	26043
853321 OTH FIXED RES CAPACITY < 20 W	3	6767	389	2644
853329 OTHER FIXED RESISTORS	7303	97024	8668	85302
853331 W/WOUND RESISTOR- RHEO&POTEN	2122	15911	3233	20575
853339 OTH W/WOUND VARIABLE RESISTORS	4380	30423	2488	12933
853340 OTH VAR RES INCL REHEOSTATS	3511	42747	2432	31292
853390 PARTS FOR ELECTRICAL RESISTERS	1305	8066	590	10432
853400 PRINTED CIRCUITS	39687	704068	42311	537145
853510 FUSES FOR VOLTAGE >1000 VOTTS	7625	49857	1820	25568
853521 AUTOMA C-BRAKER VOT <72.5 KV	46083	634867	92810	575144
853529 OTH AUTOMATIC CIRCUIT BRAKER	255304	1068988	21738	1054735
853530 ISOLATING/MAKE-AND-BREAK SWIT	382825	552042	16189	205492
853540 LIGHT ARRESTER,VOL LIMITER ETC	10120	122071	38159	112521
853590 ELEC APP SWITCHING CIR>1000VOL	28060	1744084	17575	1873512
853610 FUSES FOR VOLTAGE <1000 VOLTS	7790	58315	3662	60256
853620 AUTOMATIC CIR BREAKER	184225	1710523	155061	1347622
853630 OTH APP PROTECTING ELEC CIRCUL	2801	42847	20231	97348
853641 RELAYS FOR VOLTAGE	12140	120726	19643	127226
853649 OTHER, RELAYS	76510	986411	100223	800195
853650 OTHER SWITHCES	65776	697815	65637	1041610
853661 LAMP HOLDERS	3821	52633	5401	47060
853669 OTHER,PLUGS AND SOCKETS	70680	680373	45890	392947
853670 CONNECTORS FOR OPTICALFIBRES	19737	52226	2893	24635
853690 OTH ELECTRICAL APPARATUS	89862	1109300	97471	934842
853710 BOARD,PANEC ETC VOLTAGE-1000V	632055	3879116	126476	1773747
853720 BODIES,CONSOLE ETC VOLT>1000V	492058	2141077	12778	1003268
853810 BOARD,PANELS GOODS HEAD 85.37	15015	386587	29199	247448
853890 OTH PARTS SUITABLE GOOD H85.37	181711	1903296	118848	2006386
853910 SEALED BEAM LAMP UNITS	7634	83602	12703	83552
853921 TUNGSTEN HALOGEN LAMPS	10026	186401	5828	189809
853922 OTH LAMPS 200W FOR VOLT>100V	5856	131046	8272	164840
853929 OTH FILAMENT LAMPS EXCL U-VIOL	24450	444852	20440	277908
853931 DISCHARGE LAMP O/TAN U-V-LAMP	4789	105437	37626	350139
853932 MERCURY OR SODIUM VAPOUR LAMPS	6490	39842	2409	35277
853939 OTH DISCHARGE LAMPS,O/TH ULTRA	549272	9994937	651343	5343836

Contd.

10.11 Imports by Economic Categoreis (Detail)

(In Thousand Rupees)

I T E M S	May, 2014	FROM JUL-2013	May,2013	FROM JUL-2012
853941 ARC-LAMPS (ELECTRIC)	655	5098		2862
853949 OTH ULTRA-VOILET/INFRA-REDLAMP	3119	37429	428	24834
853990 PARTS ELECTRIC FILAMENT/D-LAMP	21310	279365	43574	298262
854011 CATHODE-RAY TV PICTURE TUBES	8692	160754	65670	425019
854020 TV CAMERA TUBE(IMAG CONVERTER)		954		117
854060 OTHER CATHODE-RAY TUBES		1367	72	119
854071 MAGNETRONS	23922	255286	5401	148426
854079 OTH,MICROWAVE TUBE,CARCINOTR				5436
854081 OTHER VALVES AND TUBES:		3900		60
854089 OTHER VALVES ANA TUBES,N.S.	1154	5120		3707
854099 OTH PARTS OF HEADING NO.85.40	14	386	116	504
854110 DIODES,OTH THAN PHOTOSENSITIVE	9740	98993	5338	84837
854121 TRANSISTOR O/THAN PHOTOSENSITV	663	19001	2941	14374
854129 OTH TRANSISTOR O/TH PHOTOSEN	5121	82730	3804	65169
854130 THYRISTORS DIACS AND TRIACS	5871	27364	1731	13609
854140 PHOTOSENSITIV SEMICONDUCTOR DE	1907345	18461534	966319	2804189
854150 OTH SEMICONDUCTOR DEVICES	13121	117025	8325	60433
854160 MOUNTED PIEZO-ELECTRIC CRYSTAL	1315	8287	201	6585
854190 PARTS OF APPARATUS OF H-85.41	2242	41017	4928	60235
854231 ELECTRONIC INTEGRATED CIRCUIT	23274	379368	24998	211871
854232 MEMORIES	2571	13984	1425	9124
854233 AMPLIFIERS	1565	17961	476	20264
854239 OTH ELECTRO INTEGRATED CIRCUIT	29714	311774	20432	352430
854290 PARTS OF ELEC INTIGRAT CIRCUIT	2115	66753	834	25943
854310 PARTICLES ACCELERATORS		28		19
854320 SIGNAL GENERATORS	3047	57416	1819	35687
854330 MACH APPA EL-PLATNG ELECTROLYS		33934		2167
854370 OTHER MACHINE/APPARATUS	134375	1440874	128241	1072749
854390 PARTS OF THE APPARATUS H-85,43	8507	152103	12605	187684
854411 WINDING WIRE OF COPPER	15666	241636	10191	634687
854419 OTHER WINDING WIRE OF COPPER	61069	511676	49712	651192
854420 CO-AXIAL CABLE & CONDUCTORS	31207	894191	12121	176942
854430 IGNITION & OTHER WRITING SETS	4181	270540	18415	140741
854442 COMPUTER LEADS WITH CONNECTOR	111271	1746781	134645	762752
854449 OTH ELECTRIC CONDUCTOR N>1000V	305878	3229022	139020	3821839
854460 OTH EL CON FOR VOLTAGE >1000V	124924	1213641	33114	304146
854470 OPTICAL FIBRE CABLES	13178	322421	11824	140259
854511 ELECTRODES USED IN FURNACES	3413	50485	11087	61494
854519 OTHER ELECTRODES	1149	9786	1440	6779
854520 CARBON BRUSHES	9651	48955	2756	42703
854590 OTH LAMP/BATTERY CARBON,GRAPIT	11581	38217	738	51387
854610 EELECTRICAL INSULATOR OF GLASS		2720		96
854620 EELECTRICAL INSULATOR CERAMICS	1633	556210	29200	251784
854690 OTH ELE INSU OTH THN GLAS,CERA	7362	386982	5299	111511
854710 INSULATING FITTINGS OF CERMIC		6528	125	1150
854720 INSULATING FITTINGS OF PLASTIC	41	7769	908	6776
854790 OTH INSULATIN FITT PLAS/CERMIC	13437	444601	5205	211697
854810 WAST/SCRP PRI BATRY,CEL,ACCUMU	10227	219340	15811	89384
854890 OTH,PARTS ELE MACHINE/APP NES	331	5789	80	2861
860110 RAIL LOCOMO POWERED ELECTRICIT		44		
860210 DIESEL ELECTRIC LOCOMOTIVES		3781996		
860290 OTH,RAIL LOCOMOTVE,LOCOMO TEND		9830		
860390 OTH,RAILWAY OR TRAMWAY COACHES				2818027
860400 RAIL/TRAMWAY MAINTENANCE VEHIC		1660176		28584
860610 TANK WAGONS AND THE LIKE				2536361
860691 COVERED,CLOSED RAILWAY WAGONS			46	46
860699 OTH RAIL,TRAMWAY GOOD VAN(NSP)				122874
860711 DRIVING BOGIES&BISSEL-BOGIES		14		
860719 OTH INCL PARTS AXELS/WHEEL		131721	2880614	4345373
860721 AIR BRAKES AND PARTS THEREOF		8461		
860729 OTH BRAKES LOCOMO&PATS THEREOF		2957		1827
860730 HOOKS,COUPLIN DEVICES,BUFFERS		4408		132

Contd.

10.11 Imports by Economic Categoreis (Detail)

(In Thousand Rupees)

I T E M S	May, 2014	FROM JUL-2013	May,2013	FROM JUL-2012
860791 OTHER PARTS OF LOCOMOTIVES		1057912		39034
860799 OTH RAILWAY LOCOMOT STOCK PART		6869	32320	88925
860800 RAIL/TRAMWAY TRACK FIXTURES	5247	1107551		216413
860900 CONTINERS SPECIL DESI,EQUIPPED	28548	305828	4056	150942
870110 PEDESTRAIN CONTROLLED TRACTORS		448		6204
870120 ROAD TRACTORS FOR SEMI-TRAILER	407323	3340067	255152	1654313
870190 COMP AG-TRACTORS-ANY KIT FORM	64557	2024183	98944	1961975
870210 M.VEH 10 OR >PERSON DIESEL ENG	293161	3727454	341881	4984858
870290 COMP O-M-VEH 10PER&DERIVER AKF	64001	702035	24694	886203
870310 M-CAR FOR TRAVEL ON SNOW/GOLF		5062	1785	29360
870321 MOTOR VEH CYLNDER CAP-1000CC	1669934	21256765	1527167	21359753
870322 OTH CAR CY CAP>1000CC - 1500CC	1171609	17357880	1443469	25097664
870323 OTH VEH CYL CAP 1500 - 3000CC	707694	11442401	1621524	14905804
870324 OTH VEH CYL CAPACITY>3000CC	262410	3205785	502156	3629699
870331 OTH VEH(DIESL ENG)CYL-C-1500CC		63496		38816
870332 VEH(DIESL ENG)CY-1500 -2500CC	9843	89339	6632	284539
870333 OTH VEH(DIESEL ENG)CAP>2500CC	3063	5229665	2321939	3903449
870390 OTH M-CAR/M-VEH FOR PERSONS	41075	212575	34711	767533
870410 DUMPERS DESIGN FOR OFF-HIGHWAY	12453	723136	7345	683972
870421 OTH VEH(DIESEL ENG)NOT>5TONNES	371175	5329908	294610	5370919
870422 OTH VEH(DIESEL ENG)GVW-5-20TON	108404	2363200	153590	2253827
870423 OTH VEH(DIESEL)GVW >20 TONNES	140777	647737	44093	939257
870431 OT VEH SPARK-IGNITION NOT>5TON	179127	2726944	227214	2036865
870432 OT VEH (SP-IGN)GVW > 5 TONNES				3505
870490 OTH VEH FOR TRANSPORT GOODS		289		
870510 CRANE LORRIES	2052	87280	1889	709264
870520 MOBILE DRILLING DERRICKS	96311	110132		
870530 FIRE FIGHTING VEHICLES		56376		72491
870540 CONCRETE-MIXER LORRIES	11114	922552		320659
870590 OTH SPECIAL PURPOSE MOTOR VEHL	44944	2634074		2900670
870710 BODIES/CABS FOR VEH-H-87.03	1220	14103	255	3108
870790 BODIES OF VEH-H-87042190&.3190	3172	108505	4457	51896
870810 BUMPERS AND PARTS THEREOF	5015	70408	7248	84650
870821 OTH PART ACCE OF BODIES,SEATS	18364	125549	3137	48782
870829 OTH PART ACCE OF BODIES,CABS	325899	5336228	1238932	7513296
870830 BRAKES&SERVO-BRAKES,PARTS VEH	27147	232196	58242	285689
870840 GEAR BOXES AND PARTS THEREOF	135926	770057	5659	36597
870850 DRIVE-AXLES WITH DIFFERENTIAL	87673	277831	21411	408488
870870 ROAD WHEELS&PARTS&ACCESSO	24356	221107	22591	140916
870880 SUSPENSION SYS,SHOCK-ABSORBERS	74078	646377	123790	941067
870891 RADIATORS & PARTS THEREOF VEH	15609	125438	16075	147334
870892 SILENCERS&EXHAUST PIPES,PARTS	962	4540	14	3462
870893 CLUTCHES AND PARTS THEREOF	12577	128375	12859	92957
870894 STEERING WHEELS,CLUMNS,BOXES	9161	472719	55820	445502
870895 SAFETY AIRBAGS INFLATER SYSTEM				2038
870899 OTH PARTS FOR VEHICLES H-8701	544956	4615873	322938	4370211
870911 WORK TRUCKS SELF-PROPEL ELECTR	2108	9618		2910
870919 OTH WORK TRUCK SELF PRO N-FITT	84057	93831	20738	29776
871000 TANKS,OTH ARMOUD FITGHING VEH	2347	2347		6266
871110 MOTORCYCLE CYL CAP-NOT>50CC		379		817
871120 M-CYCLE CYL CAPACITY- 50-250CC	617472	5709308	708111	7475973
871130 M-CYCLE CYL CAPACITY-250-500CC		141241	174	4897
871140 M-CYCLE CYL CAP-500-800CC	1255	31654	933	21238
871150 M-CYCLE CYL CAP EXCEEDIN-800CC	1026	51918	794	35803
871190 OTH M-CYCLE(INCLUDING MOPEDS)	155269	1041366		186
871200 BICYCLES,OTH DELIVERY TRICYCL	51460	363703	23304	288587
871310 INVALID CARRIAG NOT MECH PROPL	16933	136549	14269	112994
871390 OTH INVALID CARRIAG MOTORISED	327	13465	895	9274
871410 SADDLES OF MOTORCYCLES,MOPEDS	302286	5061952	408027	4898547
871420 PART ACCE INVALID CARRIAGES		498	260	374
871491 FRAMES,FORKS & PARTS THEREOF	184	82028	3421	4866
871492 WHEEL RIMS AND SPOKES	621	10465	1690	7308

Contd.

10.11 Imports by Economic Categoreis (Detail)

(In Thousand Rupees)

I T E M S	May, 2014	FROM JUL-2013	May,2013	FROM JUL-2012
871493 HUBS,COAST BRAK HUB,FREE WHEL	4861	62084	1581	28103
871494 BRAK,COAST BRAK HUB,HUB BRAK	234	9499	280	7428
871495 OTHER, SADDLES	3878	23248	515	17987
871496 PEDALS,CRANK-GEAR,& PARTS THOF	157	8512	170	7298
871500 BABY CARRIAGES & PARTS THEREOF	3571	46824	5267	28004
871610 TRAILER,SEMI-TRALER CARVN TYPE		5703		175208
871620 SELF LOADING/UNLODING TRAL AGR		750	1092	26525
871631 TAKER/SEMI TANKER TRAILERS		56595		121326
871639 OTH TRAILER,SEMI TRAI FOR GOOD		18714		
871640 OTH TRAILERS & SEMI-TRAILERS		3302		
871680 OTH VEH NOT MECHANICALLY PROPL	11022	81831	4238	129144
871690 PARTS,TRAILER SEMI-TRAI H87.16	9274	94595	21372	88583
880100 GLIDERS AND HANG GLIDERS		874		1313
880212 HALICOPTER UNLADN WT>2000 KG			11175	30208
880220 AEROPLAN UNLADEN WT NOT>2000KG		1836		
880230 AEROPLAN UNLADN W-2000-15000KG			253668	1272206
880240 AEROPLAN UNLADN WT >15000KG	17128	1212080	66849	935130
880310 PROPELLERS,ROTORS & PATS THROF		7879	65	872
880320 UNDER CARRIAGES/PARTS THEREOF		2942	37	7806
880330 OTH PARTS OF AEROPLANE/HELICOP	150446	3991751	401486	1340781
880400 PARACHUTES AND ROTOCHUTES,PART		771	219	1124
880521 AIR COMBAT SIMULATORS & PARTS		7066		
880529 OTH GROUND FLYING TRAINER PART		15443	937	1755
890110 CRUISE SHIPS,BOATS FOR PERSONS				253505
890190 OTH VESSELS FOR PERSONS/GOODS				429350
890310 INFLATABLE YATCHS,VESL PLE/SPO		828		3321
890391 SAILBOATS,WITH/W-OUT AUX-MOTOR		3055		956
890392 MOTORBOAT,O/THN OUTBOARD M-BO			2908	10008
890399 OTH INFLTABLE YATCHTS	1568	4687	1299	11089
890400 TUGS AND PUSHER CRAFT.				43
890510 DREDGERS				269737
890520 SUBMERSIBLE DRILLING PLATFORMS		46591		
890590 OTH LIGHT VESSELS,FLO-CRANES	8979	9558		
890690 OTHER VESSELS & LIFEBOATS				10846
890710 OTH FLOATING INFLATABLE RAFTS		84076		96
890790 OTH FLOATING STRUCTURES,TANKS		5748		1496
900490 OTH SPECT,GOGGLE&THE LIKE CORR	8120	117394	5121	49114
900510 BINOCULARS	653	5652	168	20874
900580 OTH ASTRONOMICAL INSTRUMENTS	95	4603	33	1655
900699 O-PART,AC P-GRAPHIC F-LIGH APP		1844	39	1883
900710 CINEMATOGRAPHIC CAMERAS				226
900720 CINEMATOGRAPH PROJECTOR.S-R/RE	1985	15677	84957	87602
900791 PAR,ACC-CINEMATOGRAPHIC CAMERA	22	375		232
900792 PART,ACCE-CINEMATOGR PROJECTOR		5815	906	8724
900850 PROJECTORS,ENLARGERS&REDUCERS	908	3975	256	3188
900890 PARTS/ACCE OF IMAGE PROJECTORS		547	497	2161
901010 APPA,EQUI AUTOMATC DEVELO FILM	3111	520344		112331
901050 OTH APP EQU PHO-GRAPHIC LAB	2817	41444	1628	25852
901060 PROJECTION SCREENS	6199	31224		35957
901090 PART ACCE OF APP/EUIP H-90.10	212	8372	54	11546
901110 STEREOSCOPIC MICROSCOPES		1547		4036
901120 OTH MICROSCOPE P-MICROGRAPHY	92	6785	270	16496
901180 OTHER MICROSCOPES	48142	211276	15808	137895
901190 PART,ACCE OF OPTCAL MICROSCOPE	52	52680	387	21961
901210 M-SCOPE O/THN OPTIC M-SCOP APP	1127	18118	79	12574
901290 PART,ACC M-SCOPE O/THN OPTICAL		1389	235	6188
901310 TELESCOPIC SIGHTS FITT TO ARMS		1402		671
901320 LASERS OTHER THAN LASER DIODS	403	16312	491	4233
901380 OTH DEVICES APPLI&INSTRUMENTS	14429	232153	17473	128898
901390 PARTS,ACCE OF SUB GROUP-90.13	255	72227	23	41715
901410 DIRECTION FINDING COMPASSES	196	473	29	462
901420 INST/APPLI AERONAUTIC NAVIGATO		531	4491	15297

Contd.

10.11 Imports by Economic Categoreis (Detail)

(In Thousand Rupees)

I T E M S	May, 2014	FROM JUL-2013	May,2013	FROM JUL-2012
901480 OTH INS/APPLI(NAVIGATIONAL)	7	6542	674	5561
901490 PART,ACCE OF SUB GROUP OF90.14	136	6876		20988
901510 RANGEFINDERS	300	6586	255	1469
901520 THEODOLITES AND TACHEOMETERS	167	12479	552	7010
901530 SURVEYING LEVELS	199	12911	1189	17590
901540 PH-GRAMMETRICAL SURVEY INS/APP				26
901580 OTH INS AND APPLIANC-SURVEYING	237110	3999586	97840	2431227
901590 PARTS&ACCE OF SURVEYING INSTRU	7062	812588	81502	931925
901600 BALANCE SENSITIVITY 5CG/BETTER	1648	30715	1400	29427
901710 DRAFTING TABLE MACH W/NOT AUTO	806	23907		27497
901720 O-DRAWING MARK/MATH CALC INSTR	3554	33188	1656	38428
901730 MICROMETERS/CALLIPERS & GUAGES	1199	29224	2396	34020
901780 OTHER INSTRUMENTS	17619	145063	10582	72034
901790 PARTS/ACCE OF MEASURING INSTRU	152	12320	268	11204
901811 ELECTRO-CARDIOGRAPHS	1514	78820	5998	78770
901812 ULTRASONIC SCANNING APPARATUS	35825	225157	12203	357356
901813 MAGNETC RESONANCE IMAGING APPA	9331	732543	46741	1268130
901814 SCINTIGRAPHIC APPARATUS		51307		637
901819 OTH ELECTRO-DIAGNOSTIC APPARAT	435742	1838037	82968	2318675
901820 ULTRA VOILET/INFRA-RED RAY APP	1129	3243	354	445
901831 SYRINGES,WITH/WITHOUT NEEDLES	95249	1410626	265164	1213064
901832 TUBULAR METAL NEEDLE/NEDL SUTU	31628	284323	37962	322326
901839 OTH NEDLES,CATHERS,CANNULA	372091	4164283	310925	3205521
901841 DENTAL DRILL ENGINES,W/C-D-EQU	270	314		834
901849 OTH;INS/APPLI, DENTAL SCIENCE	12832	59581	8976	94128
901850 OTH,OPHTHALMIC INST&APPLIANCE	33801	348849	20931	656728
901890 OTH INSTRUMENT & APPLIANCE.	514332	7029557	464674	4873059
901910 MECHANO-THERPY,MESSAGE/PSY APP	12945	233574	28197	181166
901920 OZONE,OXYGEN ,AEROSOL THERAPY,	68065	603888	58478	574254
902190 OTH;APP,WORN CARY,IMPL IN BODY	12461	375844	14909	240614
902212 COMPUTED TOMOGRAPHY APPARATUS	146769	1019866	140922	897807
902213 OTH X-RAY APPA FOR DENTAL USES		2070		1671
902214 OTH,X-RAY APP FOR MEDICAL SURG	6481	432557	196855	586172
902219 X-RAY APPA FOR OTHER USES	1420	544049	8636	290591
902221 APP BASE ON ALP,BETA GAMA RADI	38695	74964		48594
902229 APP ALPHA-BE-GA RADI-OTHER USE	3242	81581	16967	235797
902230 X-RAY TUBES		48775		24640
902290 O-APP AL-B-G RADI INCL PA/ACCE		246582	16784	173945
902300 APPA DESIGNED F-DEMANSTRATION	40865	551399	60547	578080
902410 MACH&APPLI FOR TESTING METALS	3967	63562	247	14152
902480 O-MACH-TESTING HARDNESS/STREN	25261	517057	59406	559786
902490 PARTS&ACC-HARD/STREN TEST MACH	4764	51032	4455	46791
902511 LIQUID-FILLED THERMOMETER/PYRO	7656	78027	5501	42595
902519 OTHER THERMOMETERS/PYROMETERS	5218	92271	8815	85506
902580 OTHER INSTRUMENTS	42867	278979	15735	139769
902590 PARTS ACCE INSTRUMENTS H-9025	155	48246	2414	36168
902610 APP,MEASUR/CHECK FLOW/ LEVEL.	28199	201224	11403	95643
902620 APP, MEASUR/CHECK PRESSURE.	124026	631237	20923	310904
902680 OTH,APP,MEASUR VARIATION LIQ/G	215807	1887650	161110	2096179
902690 PARTS,ACCE OF SUB GROUP 90.26.	14383	305836	33974	166702
902710 GAS/SMOKE ANALYSIS APPARATUS.	623	251012	27640	151334
902720 CHROMATOGRAPHS/ELECTROPHOR INS	10824	415095	157094	418633
902730 SPECTRO,SPECTROPHOT-METER RADI	25407	238956	20237	293857
902750 OTH,INS.USING OPTCAL RADIATION	22639	528576	34953	480318
902780 OTH,INST FOR PHYSICAL CHEM ANA	227272	2208211	153097	1706692
902790 MICROTOMES;PART ACCE APP-90.27	21585	496076	41299	296197
902810 GAS METERS	66616	629658		97392
902820 LIQUID METERS	824	28123	1589	11691
902830 ELECTRICITY METERS	13850	109506	25729	248295
902890 PART,ACCE OF SUB GROUP 90.26	48660	1379749	90394	855365
902910 REVOL/PROD COUNTRS,TAXIMETERS,	715	8856	311	11930
902920 SPEED INDICATORS/TACHOMETERS	5220	40260	5355	39956

Contd.

10.11 Imports by Economic Categoreis (Detail)

(In Thousand Rupees)

I T E M S	May, 2014	FROM JUL-2013	May,2013	FROM JUL-2012
902990 PARTS ACCE OF METERS-H-90.29	12203	127668	10096	127395
903010 INS,MEASUR IONISING RADIATIONS	362280	542910		164178
903020 OSCILLOSCOPE&OSCILLOGRAPHS	4212	26253	6681	27850
903031 O-INSTR MEASUR VOLTAGE,CURRENT	5499	33984	1810	52637
903032 MULTIMETER WITH RECORD DEVICE	1961	13635	52	7246
903033 O-METER WITH OUT RECOED DEVICE	13402	172782	19617	227190
903039 O-OSCILLOSCOPE W-RECOD DEVICE	502	34867	19855	27164
903040 OTH,INS,SPE DESI FOR TELECOMMU	12828	161915	317	226745
903082 OTH,INS,MEASUR SEMICONDOCTOR		5956		2938
903084 OTH,APPA,WITH RECORDING DEVIC	246	1818	623	6458
903089 OTH,INS,MEASUR ELECTRICAL QTY.	25556	279727	117346	321279
903090 PARTS ACCE OF SUB GROUP 90.30	1439	211648	70988	382284
903110 MACH BALANCING MECHNICAL PARTS		3628	961	12756
903120 TEST BENCHES	38937	185442		21426
903149 OTH,OPTICAL INS & APPLIACES.	4079	132417	5994	68960
903180 OTH,INS APPLIANCES & MACHINES.	153740	1740188	385399	1857385
903190 PART,ACCE OF ARTICLE H- 90.31	13863	150466	17939	218581
903210 THERMOSTAT	54103	387058	41960	499897
903220 MANOSTAT(PRESSURE REGULATORS)	173	9152	369	3943
903281 OTH,INS HYDRAULIC OR PNEUMATIC	3253	27859	19965	51021
903289 OTH,REGULATING,CONTROLLING INS	87685	1298124	133398	2193234
903290 PARTS,ACCE OF ARTICLE H- 90.32	25723	194498	24888	166403
940210 DENTISTS,BARBER CHAIRS, PARTS	1253	92231	9233	45737
940290 OTH;OPE TABLES,EXAM TABLE MECH	56293	382563	24763	448588
940560 ILLUMINATED SIGN,NAMPLATES,LIK	33634	68016		13261
940591 PARTS OF LAMP LIGHT FIT GLASS.	15275	87204	7554	61867
940599 OTH PARTS H-NO.94.05,N.E.S.	2570	43991	568	20163

10.12 Exports by Areas and Countries/Territories

(In Thousand Rupees)

COMMODITIES	MAY, 2014	CUMULATIVE FROM JULY,2013	MAY, 2013	CUMULATIVE FROM JULY,2012
G R A N D T O T A L S	208,315,814	2,384,782,486	210,829,211	2,152,151,340
LATIN AMERICA	157,054	2,671,669	241,917	2,779,857
Antigua and Barbuda		617	58	756
Aruba		1,235		2,299
Bahamas		778	848	6,914
Barbados	342	50,409	10,147	33,115
British Virgin Is.	67	287		
Cayman Islands	815	5,084		494
Cuba	9,707	254,254	41,080	597,504
Dominica		443		
Dominican Republic	73,144	879,655	84,199	841,740
Grenada		12,006	1,694	25,298
Guadeloupe		40,334		11,267
Haiti	25,280	247,644	15,221	237,258
Jamaica	15,782	202,332	12,621	159,189
Martinique	583	48,425	3,040	31,572
Netherlands Antilles	83	551		2,143
Puerto Rico	21,522	309,154	15,402	439,096
St.Kitts and Nevis		247	58	58
St. Lucia	4,816	29,491		12,151
St.Vincent/Grenadine	464	7,200	131	5,524
Trinidad and Tobago	4,447	581,415	57,417	373,404
US.Virgin Islands		107		76
CENTRAL AMERICA	1,296,974	14,994,928	1,794,130	15,376,393
Belize	451	5,496	195	15,059
Costa Rica	18,889	315,581	29,737	236,477
El Salvador	9,106	127,583	35,615	237,965
Guatemala	40,194	672,853	101,062	1,026,696
Honduras	65,468	348,045	63,464	380,601
Mexico	1,002,727	10,253,834	1,374,976	11,320,752
Nicaragua	48,044	2,150,548	127,114	1,073,078
Panama	112,096	1,120,986	61,968	1,085,765
SOUTH AMERICA	2,722,738	33,136,065	3,274,515	31,160,300
Argentina	407,154	5,456,246	466,778	5,162,512
Bolivia	3,480	54,654	1,129	69,489
Brazil	559,795	8,452,825	720,461	6,683,976
Chile	759,754	7,928,786	750,074	7,528,135
Colombia	445,215	4,897,927	590,556	4,451,957
Ecuador	138,607	1,065,084	89,658	648,388
Guyana	246	57,056	2,767	42,869
Paraguay	114,220	530,674	27,966	287,069
Peru	177,452	2,548,334	187,770	2,602,164
Suriname	7,026	85,340	4,617	52,317
Uruguay	64,479	1,199,405	217,260	1,802,264
Venezuela,Bolivar. R	45,311	859,735	215,479	1,829,159
NORTH AMERICA	34,423,333	373,949,677	35,738,493	345,925,202
Bermuda	734	5,721	234	8,417
Canada	1,484,953	22,304,209	1,853,715	19,663,091
Greenland		137		44

Contd.

10.12 Exports by Areas and Countries/Territories

(In Thousand Rupees)

COMMODITIES	MAY, 2014	CUMULATIVE FROM JULY,2013	MAY, 2013	CUMULATIVE FROM JULY,2012
U.S.America	32,937,646	351,639,610	33,884,544	326,253,649
EASTERN EUROPE	3,448,910	46,217,212	3,162,463	40,017,592
Belarus	12,044	59,270	3,742	41,398
Bulgaria	130,820	1,474,475	97,812	1,138,104
Czech Republic	287,495	3,102,826	318,054	2,490,125
Hungary	138,986	1,187,997	63,852	973,801
Poland	1,431,810	12,378,868	708,037	7,228,062
Republic of Moldova		34,078	82	25,531
Romania	228,642	2,472,379	87,940	1,941,489
Russian Federation	1,006,138	18,000,714	1,302,566	19,145,310
Slovakia/Slovak R.	26,726	334,639	17,322	657,137
Ukraine	186,248	7,171,966	563,056	6,376,635
NORTHERN EUROPE	19,426,747	195,665,710	16,188,277	157,058,463
Denmark	853,114	9,464,300	850,331	8,490,649
Estonia	155,858	2,401,136	379,977	2,800,701
Faeroe Islands		136		119
Finland	606,872	6,572,296	528,609	6,962,684
Iceland	2,111	18,077	607	15,375
Ireland	500,428	4,745,331	454,186	4,287,667
Latvia	265,873	2,243,272	173,005	1,716,290
Lithuania	326,613	4,896,060	324,779	3,931,553
Norway	433,630	5,069,072	480,211	4,094,654
Sweden	1,111,923	11,325,639	1,074,286	9,316,117
United Kingdom	15,170,327	148,930,392	11,922,285	115,442,653
SOUTHERN EUROPE	17,788,627	159,602,743	13,198,595	115,950,668
Albania	54,899	297,241	20,425	219,223
Andorra		143		
Bosnia & Herzegovina	87	6,179		4,609
Croatia	96,774	930,162	52,237	687,759
Fr.Yugoslav R.Macedo	348	2,190		
Gibraltar		632		1,226
Greece	583,065	6,295,796	443,220	4,396,366
Holy See		4,090		
Italy	7,559,844	65,433,854	6,043,009	48,483,917
Malta	68,739	662,472	52,992	236,358
Portugal	1,540,542	16,047,024	1,290,829	11,378,895
San Marino	203	203	510	689
Slovenia	379,208	4,284,016	379,045	2,331,402
Spain	7,500,893	65,383,729	4,906,158	47,760,458
Serbia	4,025	255,012	10,171	449,767
WESTERN EUROPE	27,670,096	272,885,568	23,625,118	210,041,112
Austria	147,763	1,976,950	227,875	1,604,994
Belgium	6,679,262	60,639,978	5,242,650	45,999,125
Europien Union				17,156
France	4,420,188	38,967,907	4,154,514	30,446,580
Germany	11,074,512	107,749,110	9,270,034	89,118,327
Liechtenstein		136	925	925
Luxembourg	91	16,873	228	16,079
Monaco				266
Netherlands	5,237,037	62,361,783	4,641,898	41,771,503

Contd.

10.12 Exports by Areas and Countries/Territories

(In Thousand Rupees)

COMMODITIES	MAY, 2014	CUMULATIVE FROM JULY,2013	MAY, 2013	CUMULATIVE FROM JULY,2012
Switzerland	111,243	1,172,831	86,994	1,066,156
EASTERN AFRICA	5,121,875	78,152,500	5,563,157	66,513,470
B.Indian Ocean Terr.				102
Burundi	787	16,907	636	4,175
Comoros	160,767	2,962,500	124,356	2,068,234
Djibouti	414,808	3,734,515	495,980	4,426,213
Eritrea	14,120	61,871		37,649
Ethiopia	20,731	128,485	6,990	120,264
Kenya	2,379,402	27,581,970	1,936,438	19,665,648
Madagascar	248,930	12,998,848	547,824	7,159,315
Malawi	9,869	145,421	10,663	189,155
Mauritius	208,879	2,869,809	214,574	2,016,635
Mayotte	28,952	60,387		8,652
Mozambique	622,623	10,657,190	712,882	8,901,865
Reunion	25,807	685,381	47,320	371,110
Rwanda	533	27,348	1,464	21,034
Seychelles	41,449	256,695	38,109	243,382
Somalia	251,680	3,514,945	585,299	8,146,403
Uganda	10,895	108,738	6,959	350,340
U.R.of Tanzania	625,759	11,515,150	755,197	12,244,438
Zambia	29,270	86,445	4,614	41,225
Zimbabwe	26,615	739,895	73,854	497,631
MIDDLE AFRICA	401,145	6,654,711	478,221	5,922,771
Angola	272,913	3,172,858	190,629	2,638,103
Cameroon	95,072	1,639,981	144,609	2,221,781
Central African R.		5,609		
Chad		3,462		14,447
Congo, Republic of		95,142	35,385	187,751
D.R.of Congo	23,223	1,360,847	100,103	574,498
Equatorial G.(Ri.Mi)		112,493		60,141
Gabon	9,937	264,001	7,495	226,050
Sao Tome & Principe		317		
NORTHERN AFRICA	3,030,307	29,453,035	3,320,048	31,065,635
Algeria	357,184	3,659,272	278,903	2,887,128
Egypt(U.A.R.)	1,602,795	15,206,787	1,419,218	15,610,745
Libya	85,288	1,003,169	147,737	1,471,952
Morocco	68,087	1,529,496	152,361	1,726,152
Sudan	618,474	5,316,246	1,111,626	7,525,355
Tunisia	298,478	2,737,337	210,204	1,844,073
Western Sahara(Ri.De		729		232
SOUTHERN AFRICA	2,074,125	28,496,858	2,167,188	25,818,563
Botswana	19,286	364,597	6,084	217,543
Lesotho	29,851	810,181	93,938	824,594
Namibia	2,014	88,110	15,709	135,026
South Africa	2,021,832	27,227,999	2,049,138	24,628,776
Swaziland	1,141	5,970	2,319	12,624
WESTERN AFRICA	1,842,583	31,266,459	2,971,429	27,353,732
Benin	785,878	7,333,777	1,172,979	5,756,642
Burkina Faso(Fr.Up.V		8,788	1,302	14,997
Cape Verde		7,179	1,370	5,521

Contd.

10.12 Exports by Areas and Countries/Territories

(In Thousand Rupees)

COMMODITIES	MAY, 2014	CUMULATIVE FROM JULY,2013	MAY, 2013	CUMULATIVE FROM JULY,2012
Co,te d,Ivoire(Fr.Iv	90,221	4,679,233	25,309	3,051,595
Gambia	101,313	1,207,714	207,501	1,162,490
Ghana	44,629	1,530,991	77,402	842,442
Guinea	213,907	3,256,119	777,457	2,249,833
Guinea-Bissau	37,237	413,155		617,600
Liberia	2,947	108,645	10,663	335,718
Mali	79	2,249		1,856
Mauritania	168,363	3,874,873	125,370	2,321,698
Niger	5,792	32,047	23,316	33,899
Nigeria	288,810	5,303,100	362,352	3,457,297
Senegal	31,561	620,224	38,495	3,866,761
Sierra Leone	40,901	1,454,255	89,137	2,486,549
Togo	30,945	1,434,108	58,777	1,148,835
EASTERN ASIA	25,696,272	345,839,344	29,839,741	312,648,480
China	16,651,929	233,871,424	21,360,733	231,588,022
Hong Kong S.A.Re.Chi	3,072,607	34,659,893	4,126,560	35,294,330
Japan	1,379,435	18,684,050	1,427,473	15,169,105
Korea D.P.Republic		7,210	483	7,288
Korea, Republic of	3,911,280	41,136,562	2,186,744	22,307,098
Macao.China		7,880	2,872	6,855
Mongolia		11,401	9,028	25,808
O.Asia(Tai.For.Pe.Ki	681,021	17,460,923	725,848	8,249,972
SOUTH-CENTRAL ASIA	29,574,083	315,322,006	31,731,177	318,333,877
Afghanistan	18,053,162	175,183,816	17,830,965	184,311,702
Bangladesh	5,719,101	67,782,510	5,887,126	63,725,602
Bhutan				47
India	2,945,088	39,764,717	3,401,394	29,548,103
Iran (Islamic R.)	600,747	5,101,906	656,646	8,946,921
Kazakstan	28,478	487,230	81,069	518,571
Kyrgyzstan/Kyrgyz R.	4,349	42,137	10,357	81,047
Maldives	97,350	837,777	60,999	596,143
Nepal	6,372	59,308	2,433	105,841
Sri Lanka	2,066,908	24,767,349	3,650,173	29,462,148
Tajikistan	30,607	802,465	100,578	440,424
Turkmenistan	19,650	180,694	28,511	216,336
Uzbekistan	2,270	312,098	20,925	380,994
SOUTH-EASTERN ASIA	8,109,988	91,395,236	9,478,624	90,373,974
Brunei Darussalam	15,175	49,106	987	41,592
Cambodia Fr.Kampuche	216,838	3,966,011	427,055	4,040,309
Timor Leste	182	598		
Indonesia	934,838	12,253,096	1,122,740	18,197,118
Lao People's D.R.	12,846	74,203	11,931	45,598
Malaysia	1,740,040	20,728,356	2,040,776	21,476,705
Myanmar	93,476	1,260,464	89,873	1,189,041
Philippines	1,050,212	10,211,068	564,546	5,204,333
Singapore	801,858	7,723,328	758,305	6,372,143
Thailand	1,102,732	10,771,955	2,261,735	10,438,599
Viet Nam	2,141,790	24,357,052	2,200,677	23,368,535
WESTERN ASIA	24,052,846	330,569,341	26,326,861	336,294,329
Armenia	150	7,382	803	5,701

Contd.

10.12 Exports by Areas and Countries/Territories

(In Thousand Rupees)

COMMODITIES	MAY, 2014	CUMULATIVE FROM JULY,2013	MAY, 2013	CUMULATIVE FROM JULY,2012
Azerbaijan	234,206	3,686,433	775,566	2,546,127
Bahrain	671,046	9,510,948	876,433	6,866,906
Cyprus	52,951	379,985	27,317	323,932
Dubai				14,256
Georgia	38,555	737,612	64,165	706,578
Iraq	441,466	2,882,934	189,308	2,349,099
Jordan	489,303	4,363,481	367,797	5,272,181
Kuwait	917,208	9,684,501	841,089	7,655,259
Lebanon	326,942	3,082,904	210,624	1,886,298
Oman	2,422,945	17,546,095	1,772,537	15,044,779
Qatar	759,577	7,585,507	535,327	6,707,824
Ras-ul-Khaimah				8
Saudi Arabia	4,646,406	46,484,312	4,496,021	43,890,300
Sharjah				1,235
Syrian Arab Republic	24,858	2,397,481	142,603	1,006,051
Turkey	3,512,964	38,157,671	3,983,062	33,295,994
United Arab Emirates	8,734,171	171,121,757	10,191,064	197,861,294
Yemen	780,099	12,940,338	1,853,143	10,860,508
AUSTRALIA AND NEW ZEALAND	1,460,853	28,254,555	1,710,935	19,200,748
Australia	1,192,592	24,583,549	1,395,738	15,614,147
Cocos (Keeling) Is.		284		
Heard/Mac Donald Is.				1,758
New Zealand	268,262	3,668,890	315,197	3,583,955
Norfolk Island		1,832		
US.Minor Outlying Is				888
MELANESIA	16,383	213,739	17,343	286,360
Fiji	14,807	173,349	16,710	222,493
New Caledonia	529	5,927		6,181
Papua New Guinea	1,047	29,047	504	55,791
Solomon Islands		106		1,764
Vanuatu		5,310	130	130
MICRONESIA		3,264	978	6,199
Guam		3,068		3,594
Kiribati		196		
Micronesia,F.States				677
Nauru			978	978
Palau(Fr.pacific Is)				950
POLYNESIA	876	37,867		23,617
American Samoa		71		9,498
Cook Islands	876	2,829		460
French Polynesia		12,343		11,272
Niue		16,442		
Pitcairn		1,303		
Samoa		1,525		316
Tonga		3,353		1,814
Tuvalu				258

10.13 Re-exports by Areas and Countries/Territories

(In Thousand Rupees)

COMMODITIES	MAY, 2014	CUMULATIVE FROM JULY,2013	MAy, 2013	CUMULATIVE FROM JULY,2012
G R A N D T O T A L S	3,769,723	14,065,589	3,148,491	7,685,068
CENTRAL AMERICA	33,451	34,246		
Mexico	33,451	34,246		
SOUTH AMERICA	1,095	26,501	27	846
Argentina	966	2,701		771
Brazil		318	27	75
Colombia		10,169		
Ecuador		12,406		
Peru		526		
Venezuela,Bolivar. R	128	381		
NORTH AMERICA	63,287	895,468	134,140	388,450
Canada	6,094	29,315	3,405	12,625
St.Pierre & Miquelon		254		
U.S.America	57,194	865,898	130,735	375,825
EASTERN EUROPE	630,505	885,640	1,144	335,382
Bulgaria	16,072	21,126	367	367
Czech Republic	611,625	631,292	29	29
Hungary		74,747	180	42,886
Poland	2,754	145,705	567	292,100
Romania		10		
Russian Federation		12,687		
Ukraine	54	73		
NORTHERN EUROPE	330,632	638,282	311,825	1,114,190
Denmark	1,004	13,216	24	1,473
Finland	3,696	5,455	2,853	3,639
Ireland		8,047	288	1,130
Norway	3	13,014		1,360
Sweden	24,969	51,997	5,997	13,036
United Kingdom	300,960	546,553	302,663	1,093,551
SOUTHERN EUROPE	39,024	180,972	18,879	112,260
Croatia	49	49		
Greece			3,226	3,226
Italy	38,701	137,737	15,652	106,384
Portugal		13		
Slovenia		418		
Spain	273	42,756		2,649
WESTERN EUROPE	832,814	3,129,918	233,175	1,177,750
Austria		1,501	254	869
Belgium	14,388	22,922	2,188	52,581
France	101,652	1,225,680	93,867	409,181
Germany	190,216	744,187	100,550	492,220
Luxembourg	17,203	38,719		
Netherlands	500,781	1,034,384	36,202	155,302

Contd.

10.13 Re-exports by Areas and Countries/Territories

(In Thousand Rupees)

COMMODITIES	MAY, 2014	CUMULATIVE FROM JULY,2013	MAy, 2013	CUMULATIVE FROM JULY,2012
Switzerland	8,574	62,524	115	67,597
EASTERN AFRICA	5,994	13,908	1,237	5,950
Djibouti				4,713
Ethiopia		6,925		
Madagascar			1,237	1,237
Mauritius	1,695	1,695		
Seychelles		47		
Uganda		942		
U.R.of Tanzania	4,299	4,299		
MIDDLE AFRICA	1,384	2,972	38,316	38,787
Angola			38,316	38,316
Cameroon				472
Congo, Republic of	1,384	2,972		
NORTHERN AFRICA	4,408	14,258	160	10,468
Algeria		33		
Egypt(U.A.R.)	4,408	14,225	160	9,881
Tunisia				587
SOUTHERN AFRICA		1,685		1,367
South Africa		1,683		1,367
Swaziland		2		
WESTERN AFRICA		434		3
Ghana				3
Mauritania		415		
Senegal		19		
EASTERN ASIA	279,132	2,363,919	802,563	1,609,340
China	201,432	833,138	656,213	752,347
Hong Kong S.A.Re.Chi	21,245	1,170,991	106,530	279,414
Japan	52,226	264,577	26,395	554,457
Korea D.P.Republic				1
Korea, Republic of	2,492	70,827	9,119	12,411
O.Asia(Tai.For.Pe.Ki	1,737	24,387	4,306	10,711
SOUTH-CENTRAL ASIA	3,356	179,240	2,195	83,681
Afghanistan	412	18,356		15,765
Bangladesh	9	23,829	1,176	1,456
India	207	128,277	1,007	35,237
Iran (Islamic R.)				30,957
Kazakstan	632	717		
Kyrgyzstan/Kyrgyz R.		743		
Sri Lanka	10	5,150	12	267
Tajikistan		79		
Turkmenistan	2,086	2,086		
SOUTH-EASTERN ASIA	190,213	915,702	61,590	421,261
Brunei Darussalam			976	976
Indonesia	374	7,797		2

Contd.

10.13 Re-exports by Areas and Countries/Territories

(In Thousand Rupees)

COMMODITIES	MAY, 2014	CUMULATIVE FROM JULY,2013	MAy, 2013	CUMULATIVE FROM JULY,2012
Malaysia	45,614	129,743	22,680	88,332
Philippines	520	9,708	997	10,303
Singapore	126,242	645,209	36,542	298,044
Thailand	14,731	79,903	395	23,603
Viet Nam	2,732	43,342		
WESTERN ASIA	1,354,268	4,771,741	1,542,939	2,382,814
Azerbaijan	585	10,828		
Bahrain	3	35,956	1	12,139
Cyprus	494	494		
Georgia		1,466		
Iraq		44,218		
Jordan	212,474	314,306	49,025	49,149
Kuwait	1,352	58,980		1,401
Oman	13,029	139,298	4,648	10,160
Qatar	17,890	29,418	18,748	33,367
Saudi Arabia	13,123	44,365	138,853	218,813
Turkey	29,579	43,781	6,644	9,261
United Arab Emirates	1,065,738	3,942,300	1,324,596	2,043,804
Yemen		106,332	424	4,720
AUSTRALIA AND NEW ZEALAND	160	10,609	300	2,521
Australia	160	10,609		2,221
New Zealand			300	300
MELANESIA		95		
Papua New Guinea		95		

10.14 Imports by Areas and Countries / Territories

(In Thousand Rupees)

TERRITORIES/COUNTRIES	MAY,2014	CUMULATIVE FROM JULY,2013	MAY,2013	CUMULATIVE FROM JULY,2012
G R A N D T O T A L S	361,817,216	4,205,291,862	427,530,932	3,961,521,142
LATIN AMERICA	32,408	274,148	21,512	924,949
Anguilla		8		
Aruba		25		
Bahamas	82	6,456	7	2,214
Barbados	1,128	3,285	15	2,774
British Virgin Is.		9,053	11,177	170,654
Cayman Islands		478		13,913
Cuba		23,403	3,400	26,986
Dominica	62	3,598		1,876
Dominican Republic	16,627	41,828	2,232	13,315
Grenada		392		279
Guadeloupe		2		3,095
Haiti		226		545
Jamaica		14,866	403	18,988
Martinique				48
Montserrat	80	1,504		382
Netherlands Antilles	320	8,367	682	122,838
Puerto Rico	4,858	92,848	3,597	523,469
St.Kitts and Nevis		118		16
St.Vincent/Grenadine				506
Trinidad and Tobago	9,252	62,815		17,038
Turks & Caicos Is.		1,973		3,237
US.Virgin Islands		2,903		2,776
CENTRAL AMERICA	351,138	4,581,112	506,369	4,487,193
Belize	1,561	129,468	164,950	487,617
Costa Rica	4,220	65,858	1,028	16,911
El Salvador	215	2,705		488
French West Indies		1,932	761	2,796
Guatemala	42,748	555,245	33,551	627,935
Honduras	846	21,522	1,966	11,548
Mexico	301,547	3,798,498	300,414	2,543,607
Nicaragua		782		
Panama		5,102	3,700	796,292
SOUTH AMERICA	1,543,678	28,709,722	3,418,336	29,244,613
Argentina	276,994	14,235,830	1,774,078	8,920,232
Bolivia		1,260		136,654
Bouvet Island	3,215	3,779		2,856
Brazil	779,603	10,127,517	1,372,681	17,016,666
Chile	399,742	3,479,443	230,730	1,855,165
Colombia	5,414	113,943	3,509	54,616
Ecuador	1,408	47,731		4,551
Falkland Is.Malvinas		19		275
French Guiana		265	725	9,434
Guyana		57,061		4,865
Paraguay	24,263	174,288	20	558
Peru	16,185	205,355	25,556	133,175
S.Georgia S.Sandw.Is		24,603	30	4,462
Suriname		3,593		56,041
Uruguay	36,214	233,623	11,008	1,034,674
Venezuela,Bolivar. R	639	1,412		10,391

Contd.

10.14 Imports by Areas and Countries / Territories

(In Thousand Rupees)

TERRITORIES/COUNTRIES	MAY,2014	CUMULATIVE FROM JULY,2013	MAY,2013	CUMULATIVE FROM JULY,2012
NORTH AMERICA	11,850,199	184,579,420	14,701,247	156,283,336
Bermuda		772		4,296
Canada	1,245,299	14,856,556	1,115,899	12,476,429
Greenland		225		21,536
St.Pierre & Miquelon		25,567		11,199
U.S.America	10,604,900	169,696,299	13,585,348	143,769,876
EASTERN EUROPE	5,354,441	73,549,291	4,403,369	50,709,024
Belarus	119,958	2,178,390	136,636	2,317,720
Bulgaria	78,300	1,345,436	39,148	1,489,763
Czech Republic	256,724	2,625,198	157,408	1,914,076
Hungary	207,716	3,137,235	111,961	2,006,203
Poland	694,885	5,520,603	591,047	4,950,411
Republic of Moldova	89,067	1,020,992		
Romania	292,248	7,800,775	252,258	4,166,934
Russian Federation	1,612,772	22,301,433	1,943,376	25,318,029
Slovakia/Slovak R.	1,464,135	4,845,425	248,225	2,206,411
Ukraine	538,635	22,773,805	923,312	6,339,476
NORTHERN EUROPE	10,592,160	107,523,722	10,507,204	124,814,593
Denmark	786,019	16,953,810	1,697,817	24,815,460
Estonia	13,333	209,429	9,532	4,307,162
Faeroe Islands		1,297		
Finland	519,722	5,460,631	1,064,567	4,984,610
Iceland	1,420	76,816	882	23,393
Ireland	449,978	4,459,239	338,283	3,847,753
Latvia	20,744	418,042	19,233	153,114
Lithuania	35,036	2,566,567	35,001	1,329,895
Norway	169,714	1,271,057	90,463	2,674,306
Svalbard/Jan May.Is.		635	945	1,015
Sweden	1,340,523	20,176,581	1,590,029	17,366,270
United Kingdom	7,255,671	55,929,616	5,660,452	65,311,615
SOUTHERN EUROPE	6,084,263	70,632,139	9,061,870	64,662,273
Albania	145	4,924		4,859
Andorra		4	36	338
Bosnia & Herzegovina	92	18,346	795	2,061
Croatia	359	20,547	1,264	41,618
Fr.Yugoslav R.Macedo		8,463		
Gibraltar		2,588		2,593
Greece	134,725	2,049,224	20,307	3,981,766
Holy See		926	2,257	2,644
Italy	4,109,473	46,206,838	7,327,945	41,943,208
Malta	4,980	21,149	382	26,377
Portugal	132,502	1,324,733	78,502	1,106,128
San Marino		11,120		
Slovenia	15,541	214,898	20,657	1,012,051
Spain	1,151,390	16,727,668	1,556,236	14,440,546
Serbia	535,056	4,020,710	53,487	2,098,084
WESTERN EUROPE	26,668,063	284,636,033	30,476,484	240,534,700
Austria	1,136,994	10,605,774	718,418	8,539,338
Belgium	1,738,334	22,326,450	3,067,471	19,373,458
Europien Union	5,924,669	41,265,311	1,936,706	16,052,548

Contd.

10.14 Imports by Areas and Countries / Territories

(In Thousand Rupees)

TERRITORIES/COUNTRIES	MAY,2014	CUMULATIVE FROM JULY,2013	MAY,2013	CUMULATIVE FROM JULY,2012
France	3,062,121	35,387,808	3,388,147	37,661,111
Germany	9,936,104	115,431,147	17,734,015	113,895,973
Liechtenstein	356	3,595		2,773
Luxembourg	84,385	1,250,334	34,849	678,218
Monaco	499	726,078		576
Netherlands	1,868,711	26,329,622	1,701,644	22,609,735
Switzerland	2,915,889	31,309,913	1,895,234	21,720,971
EASTERN AFRICA	3,907,062	38,800,288	3,710,514	39,230,863
B.Indian Ocean Terr.				283
Burundi	101,276	922,038	53,858	1,039,353
Comoros		633,449	7,187	69,731
Djibouti	15,740	130,870	7,798	121,320
Eritrea		9,737	7,553	11,804
Ethiopia	432,750	3,315,878	400,154	3,466,689
Kenya	1,805,179	22,625,893	2,425,645	23,889,525
Madagascar	6,476	378,375	13,403	280,035
Malawi	25,562	284,839	44,604	295,720
Mauritius	683,129	2,336,566	6,078	1,687,339
Mayotte		3,903		7,324
Mozambique	2,227	48,911	1,638	291,219
Reunion	1,360	92,426		44,079
Rwanda	128,324	1,443,194	145,624	1,745,604
Somalia	111,762	724,716	60,346	440,669
Uganda	18,520	687,494	84,102	800,668
U.R.of Tanzania	115,695	904,118	104,886	1,228,208
Zambia	454,440	4,025,722	318,510	3,588,547
Zimbabwe	4,623	232,157	29,128	222,748
MIDDLE AFRICA	14,684	311,124	28,798	275,623
Angola		13,227	9,153	79,771
Cameroon	10,694	75,833	2,771	33,939
Central African R.		2,759		9,900
Chad		163,629	2,101	74,437
Congo, Republic of	240	31,247	836	37,019
D.R.of Congo	956	11,291	18	2,840
Equatorial G.(Ri.Mi)		82		90
Gabon	2,793	11,655	2,622	25,881
Sao Tome & Principe		1,401	11,298	11,745
NORTHERN AFRICA	2,924,327	36,403,887	5,083,763	44,863,442
Algeria		45,692	127	69,013
Egypt(U.A.R.)	654,346	10,502,252	1,174,117	11,685,692
Libya	17,557	3,497,835	4	165
Morocco	2,213,438	21,347,757	3,548,954	31,435,193
Sudan	3,448	249,374	329,675	689,751
Tunisia	35,539	760,604	30,886	983,629
Western Sahara(Ri.De		375		
SOUTHERN AFRICA	3,115,440	29,838,483	3,314,758	28,681,726
Botswana		9,656		3,129
Canary Islands		2,158	358	358
French Southern Terr				425
Lesotho		3,211		666
Namibia	32,667	183,915	826	33,442
South Africa	3,007,145	28,688,926	2,708,480	26,019,759

Contd.

10.14 Imports by Areas and Countries / Territories

(In Thousand Rupees)

TERRITORIES/COUNTRIES	MAY,2014	CUMULATIVE FROM JULY,2013	MAY,2013	CUMULATIVE FROM JULY,2012
Swaziland	75,627	950,615	605,095	2,623,947
WESTERN AFRICA	184,618	2,642,225	451,620	5,578,049
Benin		8,877		16,516
Burkina Faso(Fr.Up.V	30,987	48,009		
Cape Verde		1,009		21,759
Co,te d,Ivoire(Fr.Iv	1,178	137,113	1,591	59,415
Gambia	7,664	8,076	430	3,992
Ghana	42,116	317,729	39,947	357,885
Guinea	12,594	61,274	6,387	32,399
Guinea-Bissau		8,428		
Liberia	2,373	3,438	3,887	264,759
Mali	21,324	264,992	24,761	99,854
Mauritania		3,928		932,192
Niger		5,571		1,522
Nigeria	2,532	701,819	196,735	2,744,100
Senegal	22,844	817,698	162,928	787,962
Sierra Leone	6,953	27,954		105,639
St. Helena		2,812		
Togo	34,053	223,497	14,953	150,055
EASTERN ASIA	90,502,296	987,132,979	100,220,436	885,307,842
China	68,859,802	705,138,965	59,182,671	576,357,655
Hong Kong S.A.Re.Chi	838,926	10,114,696	1,024,299	10,664,580
Japan	11,599,979	167,447,609	19,906,126	182,564,561
Korea D.P.Republic	432,198	3,834,197	595,496	4,705,073
Korea, Republic of	5,428,203	62,417,081	12,596,654	78,472,776
Macao.China	906	4,083	105	3,510
Mongolia		1,310		860
O.Asia(Tai.For.Pe.Ki	3,342,282	38,175,038	6,915,085	32,538,827
SOUTH-CENTRAL ASIA	16,223,772	256,170,802	18,858,256	218,727,928
Afghanistan	2,821,190	33,380,379	2,701,610	25,344,347
Bangladesh	264,264	5,494,815	909,444	5,648,483
Bhutan		165	3,390	5,138
India	11,112,131	193,745,677	12,253,144	164,038,838
Iran (Islamic R.)	1,267,428	15,742,353	2,034,196	15,112,626
Kazakstan	62,195	340,000	89,997	288,577
Kyrgyzstan/Kyrgyz R.		4,932		8,753
Maldives	147	2,220	27	8,906
Nepal	5,899	66,609	4,853	81,301
Sri Lanka	481,877	5,851,241	468,339	6,914,741
Tajikistan	983	7,344	404	43,245
Turkmenistan	205,517	1,481,801	392,852	1,186,132
Uzbekistan	2,140	53,266		46,839
SOUTH-EASTERN ASIA	49,305,971	471,776,959	38,701,194	451,073,144
Brunei Darussalam		756		36
Cambodia Fr.Kampuche	3,274	58,122	512	20,352
Timor Leste			5	261
Indonesia	15,491,406	139,812,122	9,720,331	117,730,579
Lao People's D.R.		9,089	1,945	1,945
Malaysia	12,995,398	159,693,440	16,903,619	185,239,680
Myanmar	132,767	1,364,230	124,386	1,812,369
Philippines	329,673	3,145,518	321,474	2,960,550
Singapore	14,308,845	95,034,395	4,304,540	72,353,635

Contd.

10.14 Imports by Areas and Countries / Territories

(In Thousand Rupees)

TERRITORIES/COUNTRIES	MAY,2014	CUMULATIVE FROM JULY,2013	MAY,2013	CUMULATIVE FROM JULY,2012
Thailand	5,051,265	61,078,015	6,539,533	62,112,958
Viet Nam	993,343	11,581,272	784,847	8,840,779
WESTERN ASIA	128,807,559	1,593,088,843	180,487,465	1,541,058,581
Armenia		11,689	18,081	22,392
Azerbaijan		1,882		5,037
Bahrain	517,698	10,839,813	287,595	7,534,279
Cyprus	11,005	113,014	24,269	162,213
Dubai				4,268
Georgia		253,961	5,359	29,008
Iraq	59,059	617,622	8,218	215,815
Jordan	186,166	2,097,161	107,488	1,303,814
Kuwait	33,433,232	319,978,326	42,953,593	354,813,464
Lebanon	22,667	302,195	19,613	305,608
Oman	9,808,168	130,649,877	8,503,279	66,590,810
Qatar	1,023,827	17,119,008	973,024	23,165,459
Ras-ul-Khaimah				4,864
Saudi Arabia	45,467,171	419,500,676	30,106,134	303,593,902
Syrian Arab Republic		79,375	54	57,141
Turkey	1,233,834	15,798,339	1,171,725	13,294,501
United Arab Emirates	37,040,479	675,505,856	95,091,705	768,527,864
Yemen	4,255	220,047	1,217,329	1,428,144
AUSTRALIA AND NEW ZEALAND	4,351,418	34,490,787	3,560,683	73,633,875
Australia	3,820,860	30,066,652	3,188,191	69,441,073
Christmas Islands	1,608	25,254	103	39,942
Cocos (Keeling) Is.		11,592	7,124	14,640
Heard/Mac Donald Is.	13	1,582		1,566
New Zealand	527,975	4,360,935	363,869	4,054,697
Norfolk Island		10,488		9,677
US.Minor Outlying Is	961	14,285	1,397	72,280
MELANESIA		59,367	16,869	1,332,480
Fiji		124		3,184
New Caledonia				1,292,160
Papua New Guinea		1,275	8,788	12,916
Solomon Islands		52,334		2,962
Vanuatu		5,635	8,081	21,257
MICRONESIA	3,703	17,757	184	39,876
Guam				45
Kiribati	3,703	3,731	184	18,122
Marshall Islands		8,086		3,666
Micronesia,F.States		3,994		60
Nauru				13,813
Northern Mariana Is.		1,943		169
Palau(Fr.pacific Is)		3		4,001
POLYNESIA	17	72,776		57,031
American Samoa		50,527		48,552
Cook Islands		812		985
French Polynesia	17	1,366		1,186
Johnston Island		6,347		9
Pitcairn		11,529		195
Samoa				193
Tokelau		1,607		4,113
Tonga		322		611
Tuvalu		265		1,187

10.15 Re-imports by Areas and Countries / Territories

(In Thousand Rupees)

TERRITORIES/COUNTRIES	MAY,2014	CUMULATIVE FROM JULY,2013	MAY,2013	CUMULATIVE FROM JULY,2012
G R A N D T O T A L S	2,141	160,279		
NORTH AMERICA		14,984		
Canada		14,984		
SOUTHERN EUROPE		6,533		
Spain		6,533		
WESTERN EUROPE		12		
Germany		12		
EASTERN ASIA	2,141	23,615		
China		21,463		
Japan		11		
Korea, Republic of	2,141	2,141		
SOUTH-CENTRAL ASIA		697		
Afghanistan		452		
India		245		
SOUTH-EASTERN ASIA		113,904		
Indonesia		4,684		
Singapore		109,221		
WESTERN ASIA		534		
Turkey		34		
United Arab Emirates		500		

10.16 Annual and Quarterly Terms of Trade and Unit Value Indices of Exports and Imports (1990-91=100)

Year/ Quarter		Terms of Trade	Unit Value Indices of Exports	Unit Value Indices of Imports
2008-09		56.95	450.40	790.82
2009-10		56.94	478.07	839.60
2010-11		58.55	593.19	1013.10
2011-12		55.08	679.44	1233.49
2012-13		53.81	715.45	1329.56
2008-09	Jul-Sep	49.17	450.22	915.58
	Oct-Dec	55.59	458.24	824.28
	Jan-Mar	65.30	455.65	697.82
	Apr-Jun	60.30	437.50	725.58
2009-10	Jul-Sep	55.02	443.19	805.47
	Oct-Dec	56.94	469.13	823.90
	Jan-Mar	55.84	477.73	855.55
	Apr-Jun	59.79	522.21	873.47
2010-11	Jul-Sep	59.91	552.97	923.01
	Oct-Dec	60.25	584.51	970.12
	Jan-Mar	57.34	596.46	1040.23
	Apr-Jun	57.08	638.81	1119.05
2011-12	Jul-Sep	56.28	653.84	1161.73
	Oct-Dec	54.96	673.48	1225.37
	Jan-Mar	54.95	680.39	1238.16
	Apr-Jun	54.26	710.06	1308.71
2012-13	Jul-Sep	53.94	684.66	1269.28
	Oct-Dec	53.43	709.08	1327.23
	Jan-Mar	53.91	728.42	1351.28
	Apr-Jun	53.97	739.63	1370.44
2013-14	Jul-Sep	54.54	745.76	1367.33
	Oct-Dec	54.61	745.57	1365.33
	Jan-Mar*	54.80	771.50	1407.91

* Provisional

Annual Terms of Trade and Unit Value Indices of Exports and Imports (1990-91=100)

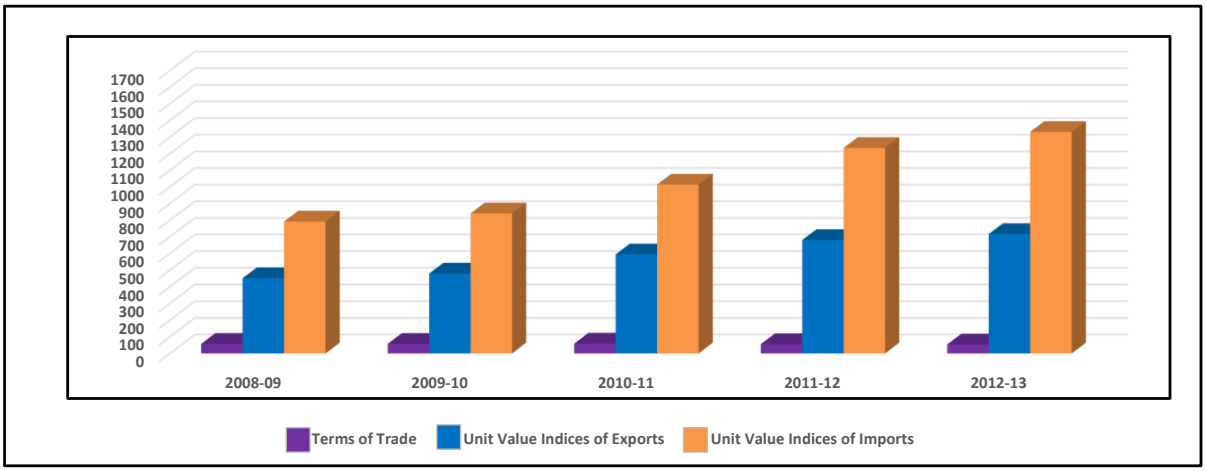

10.17 Index Numbers of Unit Values of Exports by Groups (1990-91=100)

Year /Quarter	All groups	Food and Live animals	Beverages & Tobacco	Crude materials inedible except fuels	Mineral fuels & Lubricants	Chemicals	Manufac-tured goods	Machinery & Transport equipment	Misc. Manuf-actured articles
2008-09	450.40	758.42	431.15	494.08	840.28	480.24	387.90	806.33	442.64
2009-10	478.07	693.35	629.08	573.05	1115.54	534.75	411.00	988.72	498.40
2010-11	593.19	747.72	804.61	647.55	1333.56	620.91	559.56	1286.13	558.25
2011-12	679.44	800.09	935.29	848.74	1500.63	739.66	641.15	1517.96	650.31
2012-13	715.45	884.48	1052.54	958.74	1615.08	876.11	689.62	1603.48	657.15
2008-09 Jul-Sep	450.22	928.19	320.79	470.50	1369.95	483.69	368.89	617.42	399.54
Oct-Dec	458.24	772.78	376.60	519.78	597.53	496.07	402.26	809.01	443.30
Jan-Mar	455.65	699.82	497.28	500.80	654.45	464.32	394.21	872.47	468.45
Apr-Jun	437.50	632.88	529.91	485.22	739.20	476.88	386.22	926.41	459.28
2009-10 Jul-Sep	443.19	672.35	556.03	486.35	892.44	516.63	376.84	964.28	466.51
Oct-Dec	469.13	661.15	614.82	552.41	1109.46	525.84	405.99	988.25	506.57
Jan-Mar	477.73	743.32	656.33	625.80	1191.09	527.21	398.59	1001.10	507.76
Apr-Jun	522.21	696.57	689.14	627.65	1269.18	569.30	462.58	1004.25	512.74
2010-11 Jul-Sep	552.97	711.81	719.61	634.81	1330.51	571.93	504.00	1168.32	533.66
Oct-Dec	584.51	751.75	790.66	636.36	1351.72	592.57	548.28	1263.12	543.21
Jan-Mar	596.46	755.41	850.66	639.27	1297.10	651.58	575.38	1317.01	545.45
Apr-Jun	638.81	771.90	857.51	679.75	1354.90	667.54	610.58	1396.06	610.67
2011-12 Jul-Sep	653.84	803.38	897.76	758.78	1429.38	678.24	617.90	1431.44	635.65
Oct-Dec	673.48	780.21	923.77	818.80	1492.20	714.47	645.22	1523.11	645.05
Jan-Mar	680.39	787.46	953.20	904.77	1528.82	766.15	648.83	1549.50	652.21
Apr-Jun	710.06	829.32	966.43	912.66	1552.12	799.77	652.65	1567.78	668.31
2012-13 Jul-Sep	684.66	867.43	999.22	924.18	1562.79	809.02	656.98	1584.13	636.74
Oct-Dec	709.08	869.95	1036.60	944.56	1653.04	851.48	685.86	1590.79	658.79
Jan-Mar	728.42	899.09	1086.12	982.32	1620.06	921.14	705.07	1618.96	666.01
Apr-Jun	739.63	901.46	1088.20	983.88	1624.41	922.80	710.57	1620.03	667.06
2013-14 Jul-Sep	745.46	919.57	1098.87	1017.68	1634.63	934.11	713.43	1624.52	674.82
Oct-Dec	745.57	952.49	1154.15	1023.78	1640.93	928.01	698.36	1631.05	723.57
Jan-Mar*	771.50	970.48	1164.01	1042.41	1659.59	941.60	719.23	1664.20	729.32

* Provisional

10.18 Index Numbers of Unit Values of Imports by Groups (1990-91=100)

Year/Quarter		All groups	Food and Live animals	Beverages & Tobacco	Crude materials inedible except fuels	Mineral fuels & Lubricants	Animal or Veg. oils & Fats	Chemicals	Manufac-tured goods	Machinery & Transport equipment	Misc. manuf-actured articles
2008-09		790.82	622.23	884.26	613.16	982.09	793.22	659.24	559.24	897.86	763.29
2009-10		839.60	689.76	961.43	677.43	975.40	881.02	725.54	612.77	965.15	964.44
2010-11		1013.10	743.82	1060.35	803.59	1255.86	1005.72	796.89	747.32	1183.62	1174.99
2011-12		1233.49	791.79	1230.10	881.00	1651.93	1240.29	897.56	823.33	1407.29	1274.46
2012-13		1329.56	802.28	1339.47	995.65	1720.77	1103.29	994.50	887.02	1738.91	1342.66
2008-09	Jul-Sep	915.58	648.28	862.41	551.88	1521.93	988.91	595.22	508.05	843.30	623.06
	Oct-Dec	824.28	650.90	879.96	650.71	1113.16	803.78	660.56	555.99	871.82	697.38
	Jan-Mar	697.82	570.76	889.00	644.74	621.02	675.04	673.70	585.80	924.15	865.40
	Apr-Jun	725.58	618.97	905.68	605.29	672.23	705.14	707.46	587.12	952.17	867.33
2009-10	Jul-Sep	805.47	744.23	913.57	616.19	892.27	828.13	709.02	587.46	953.80	956.44
	Oct-Dec	823.90	654.51	964.37	686.62	941.02	874.59	709.63	615.28	961.91	962.06
	Jan-Mar	855.55	673.49	982.36	688.78	1010.89	954.66	732.71	618.73	965.30	966.47
	Apr-Jun	873.47	686.80	985.42	718.12	1057.40	866.70	750.79	629.59	979.59	972.77
2010-11	Jul-Sep	923.01	695.80	897.28	759.48	1085.96	867.68	770.08	675.64	1113.89	1097.68
	Oct-Dec	970.12	727.87	1026.20	771.05	1128.38	956.15	773.31	727.65	1171.21	1170.63
	Jan-Mar	1040.23	792.24	1104.22	841.89	1290.04	1085.82	814.67	791.58	1173.28	1197.23
	Apr-Jun	1119.05	759.37	1123.70	841.94	1519.07	1113.24	829.51	794.40	1276.10	1234.40
2011-12	Jul-Sep	1161.73	780.37	1174.28	886.35	1546.57	1209.58	836.74	807.84	1297.42	1248.30
	Oct-Dec	1225.37	786.64	1201.86	889.48	1674.49	1185.85	907.70	818.38	1350.77	1264.77
	Jan-Mar	1238.16	819.33	1254.74	846.69	1651.53	1277.05	922.54	830.85	1386.86	1282.00
	Apr-Jun	1308.71	780.82	1289.52	901.49	1735.14	1288.69	923.26	836.23	1594.10	1302.76
2012-13	Jul-Sep	1269.28	791.42	1310.88	925.57	1623.49	1189.26	939.61	875.46	1610.53	1323.94
	Oct-Dec	1327.23	794.08	1328.36	995.64	1764.03	1111.45	1009.58	881.11	1680.20	1327.27
	Jan-Mar	1351.28	800.25	1350.09	1017.46	1761.13	1048.35	989.23	877.44	1804.52	1345.00
	Apr-Jun	1370.44	823.38	1368.54	1043.92	1734.43	1064.11	1039.59	914.05	1860.39	1374.43
2013-14	Jul-Sep	1367.33	839.00	1390.72	1064.30	1688.69	1075.42	1064.27	859.80	1865.31	1381.34
	Oct-Dec	1365.33	840.48	1425.20	1052.01	1711.56	1054.23	1083.40	873.38	1875.71	1391.17
	Jan-Mar*	1407.91	849.44	1463.98	1072.34	1784.71	1061.03	1104.26	930.61	1937.80	1487.18

* Provisional

10.19 Index Numbers of Quantum of Exports by Groups (1990-91=100)

Year/Quarter	All groups	Food and Live animals	Beverages & Tobacco	Crude materials inedible except fuels	Mineral fuels & Lubricants	Chemicals	Manufac-tured goods	Machinery & Transport equipment	Misc. manufactured articles
2008-09	178.00	206.61	233.15	140.65	393.57	1054.11	170.86	1848.54	174.14
2009-10	191.74	259.95	271.16	198.39	348.10	963.70	185.42	1307.03	173.53
2010-11	198.41	286.92	314.18	199.10	333.36	1033.09	180.52	2806.15	198.34
2011-12	167.36	264.12	367.35	282.00	410.62	1301.40	157.00	2077.59	164.87
2012-13	202.86	242.21	238.64	343.79	37.89	992.45	191.87	2014.32	181.50
2008-09 Jul-Sep	191.16	186.46	321.50	210.22	358.09	1148.24	185.30	769.23	182.91
Oct-Dec	174.07	198.19	166.18	176.93	388.25	1114.65	163.38	3126.54	168.40
Jan-Mar	157.11	194.17	245.01	51.23	432.76	986.22	154.76	1433.69	169.07
Apr-Jun	189.64	247.02	199.90	124.20	395.18	967.32	180.00	2064.69	176.18
2009-10 Jul-Sep	177.95	206.42	266.10	73.63	231.99	1408.70	187.39	1845.47	163.67
Oct-Dec	199.49	249.30	226.00	396.51	365.90	807.47	189.20	1023.80	160.88
Jan-Mar	205.83	308.05	284.12	259.15	372.38	759.76	186.63	917.64	181.75
Apr-Jun	183.69	276.02	308.42	64.25	422.12	878.86	178.45	1441.20	187.80
2010-11 Jul-Sep	171.90	234.32	274.00	48.34	310.57	1052.36	168.17	2713.18	190.87
Oct-Dec	190.23	257.32	182.25	105.16	394.62	1244.86	181.35	2986.54	196.39
Jan-Mar	208.47	300.04	354.70	324.40	309.57	882.63	181.02	3404.45	203.65
Apr-Jun	223.05	356.00	445.76	318.50	318.66	952.51	191.55	2120.43	202.43
2011-12 Jul-Sep	123.61	226.97	338.73	258.06	397.91	1195.14	153.61	1693.48	168.03
Oct-Dec	169.87	245.98	350.96	342.16	405.61	1260.20	146.42	1741.42	145.37
Jan-Mar	181.51	273.36	342.68	403.10	392.32	1443.70	151.76	2986.15	158.70
Apr-Jun	194.44	310.16	437.04	124.69	446.65	1306.54	176.19	1889.30	187.37
2012-13 Jul-Sep	182.10	193.42	203.51	300.83	29.33	962.68	175.53	2240.25	165.88
Oct-Dec	201.62	219.24	268.01	357.97	6.46	948.78	196.72	2835.50	174.64
Jan-Mar	208.98	289.31	307.37	350.05	53.72	840.47	192.71	1390.01	179.90
Apr-Jun	218.73	266.88	175.65	366.29	62.03	1217.85	202.51	1591.51	205.57
2013-14 Jul-Sep	242.65	254.75	215.28	392.89	1298.61	1052.88	213.28	1226.96	241.61
Oct-Dec	220.69	279.96	59.50	463.12	4.22	691.05	190.14	911.18	229.81
Jan-Mar*	218.37	336.65	69.11	350.89	247.03	1153.88	186.44	4061.10	208.14

*Provisional

Index Numbers of Quantum of Exports by Groups
(1990-91=100)

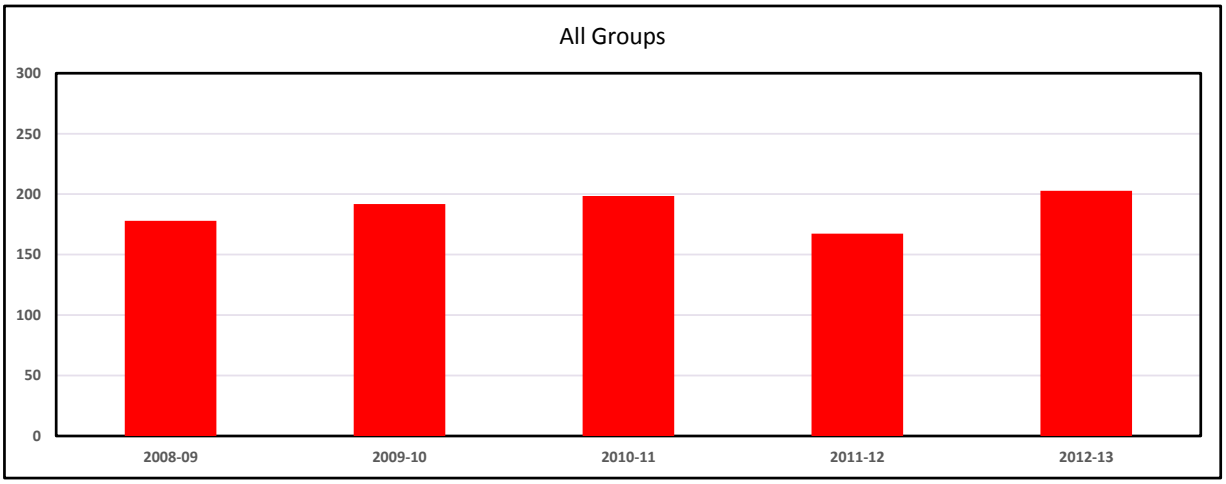

10.20 Index Numbers of Quantum of Imports by Groups (1990-91=100)

Year/Quarter		All groups	Food and Live animals	Beverages & Tobacco	Crude materials inedible except fuels	Mineral fuels & Lubricants	Animal or Veg. oils & Fats	Chemicals	Manufac-tured goods	Machinery & Transport equipment	Misc. manufactured articles
2008-09		287.19	250.08	357.04	611.41	219.07	118.96	209.42	197.29	472.81	272.85
2009-10		273.50	161.65	372.35	535.52	228.17	154.83	257.08	228.29	363.58	283.04
2010-11		191.60	164.44	279.53	372.91	154.15	90.93	202.59	180.73	232.67	194.23
2011-12		256.47	321.01	371.65	473.88	197.46	121.87	290.92	241.91	280.01	288.73
2012-13		234.02	186.86	275.65	413.29	190.89	141.68	240.54	249.49	266.44	261.26
2008-09	Jul-Sep	277.54	269.50	405.04	492.11	211.15	77.67	261.28	186.78	457.81	298.90
	Oct-Dec	278.44	241.05	303.70	546.37	171.09	96.82	202.02	187.30	518.87	312.90
	Jan-Mar	282.70	286.58	355.35	588.09	219.95	154.15	160.81	184.32	482.40	198.63
	Apr-Jun	309.98	203.17	364.05	819.05	274.08	147.18	213.57	230.74	432.14	280.96
2009-10	Jul-Sep	238.16	154.35	392.05	425.86	213.38	127.36	243.00	212.43	274.82	294.44
	Oct-Dec	283.91	155.57	390.51	569.82	235.88	174.91	281.84	217.29	359.87	296.50
	Jan-Mar	283.84	148.75	367.15	566.37	227.15	179.70	222.79	215.90	439.70	252.09
	Apr-Jun	288.07	187.94	339.70	580.04	236.28	137.33	280.68	267.53	379.91	289.12
2010-11	Jul-Sep	248.97	158.42	296.08	524.15	182.44	144.57	276.67	221.66	312.20	297.65
	Oct-Dec	261.69	326.59	310.45	368.01	241.54	118.61	261.06	259.08	299.36	220.06
	Jan-Mar	255.72	172.75	511.57	599.46	192.62	100.52	272.62	242.19	319.12	259.22
	Apr-Jun	243.83	142.78	560.71	388.27	231.20	127.06	271.01	221.30	290.85	285.27
2011-12	Jul-Sep	240.84	277.16	347.08	300.55	194.84	114.21	304.19	247.39	261.99	225.28
	Oct-Dec	265.20	330.05	344.55	647.69	194.63	119.56	315.83	235.90	261.50	260.87
	Jan-Mar	246.02	383.47	403.56	497.72	188.47	102.72	277.36	223.66	241.95	398.43
	Apr-Jun	273.80	293.36	391.41	449.55	211.89	151.00	266.31	260.67	354.59	270.34
2012-13	Jul-Sep	233.97	153.48	320.06	335.17	199.90	165.49	246.32	226.37	289.12	221.18
	Oct-Dec	229.54	203.59	244.78	355.04	192.53	115.62	250.79	260.53	247.53	297.57
	Jan-Mar	223.34	205.75	273.94	531.28	168.62	148.57	209.02	245.75	221.78	281.19
	Apr-Jun	249.22	184.62	263.80	431.66	202.50	137.03	256.03	265.29	307.32	245.10
2013-14	Jul-Sep	218.67	122.34	261.56	396.94	181.66	174.34	244.11	206.78	263.81	229.50
	Oct-Dec	268.58	171.23	341.53	584.51	196.34	167.22	261.77	508.73	227.47	235.11
	Jan-Mar*	257.81	167.02	354.12	578.98	169.03	175.06	258.74	280.99	321.79	278.09

*Provisional

Index Numbers of Quantum of Imports by Groups (1990-91=100)

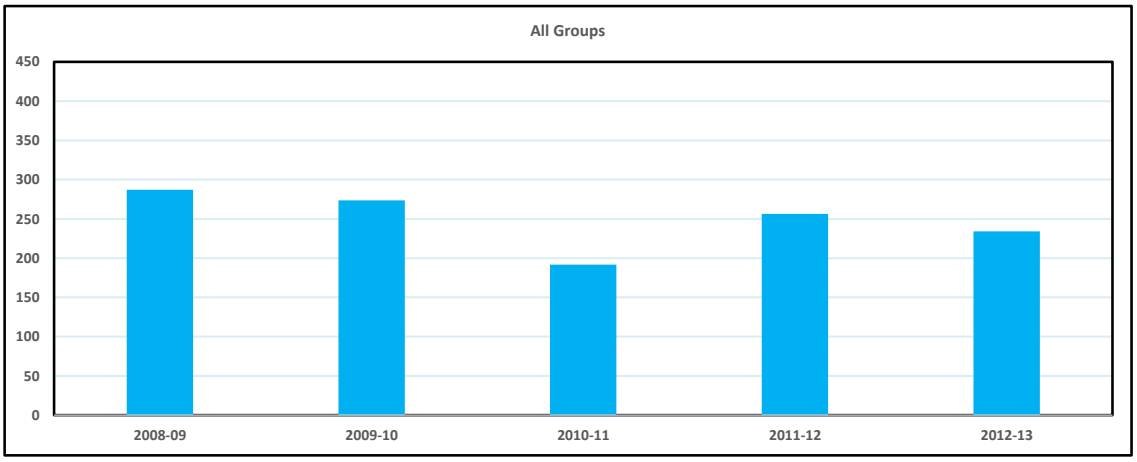

10.21 Trade in Services (Summary)
March, 2014

Rs. In Million
Dollars in Thousands

Description	* March, 2014		** February, 2014		% Change in March, 2014 over February, 2014	
	Rs	$	Rs	$	Rs	$
Export of Services (TOTAL)	34,914.31	349,922.00	66,927.65	637,039.00	-47.83	-45.07
A. TRANSPORTAION	9,570.15	95,915.00	9,587.19	91,254.00	-0.18	5.11
B. TRAVEL	2,307.55	23,127.00	2,202.28	20,962.00	4.78	10.33
C. COMMUNICATION SERVICES	3,751.63	37,600.00	4,181.32	39,799.00	-10.28	-5.53
D. CONSTRUCTION SERVICES	672.60	6,741.00	213.69	2,034.00	214.76	231.42
E. INSURANCE SERVICES	500.49	5,016.00	583.18	5,551.00	-14.18	-9.64
F. FINANCIAL SERVICES	1,393.99	13,971.00	205.08	1,952.00	579.73	615.73
G. COMPUTER AND INFORMATION SERVICES	2,632.34	26,382.00	2,806.90	26,717.00	-6.22	-1.25
H. ROYALTIES AND LICENSE FEES	60.27	604.00	46.33	441.00	30.09	36.96
I. OTHER BUSINESS SERVICES	5,590.12	56,026.00	5,508.11	52,428.00	1.49	6.86
J. PERSONAL, CULTURAL, AND RECREATIONAL SERVICES	41.00	411.00	94.04	895.00	-56.40	-54.08
K. GOVERNMENT SERVICES, n.i.e.	8,394.17	84,129.00	41,499.53	395,006.00	-79.77	-78.70
Import of Services (TOTAL)	65,689.37	658,359.00	58,483.31	556,663.00	12.32	18.27
A. TRANSPORTAION	28,488.54	285,521.00	28,943.22	275,491.00	-1.57	3.64
B. TRAVEL	8,093.75	81,118.00	7,250.02	69,008.00	11.64	17.55
C. COMMUNICATION SERVICES	795.73	7,975.00	1,371.77	13,057.00	-41.99	-38.92
D. CONSTRUCTION SERVICES	307.11	3,078.00	93.71	892.00	227.72	245.07
E. INSURANCE SERVICES	2,029.98	20,345.00	1,857.18	17,677.00	9.30	15.09
F. FINANCIAL SERVICES	1,407.67	14,108.00	744.88	7,090.00	88.98	98.98
G. COMPUTER AND INFORMATION SERVICES	2,283.60	22,887.00	938.93	8,937.00	143.21	156.09
H. ROYALTIES AND LICENSE FEES	1,003.36	10,056.00	1,277.43	12,159.00	-21.45	-17.30
I. OTHER BUSINESS SERVICES	16,670.01	167,072.00	11,743.45	111,778.00	41.95	49.47
J. PERSONAL, CULTURAL, AND RECREATIONAL SERVICES	29.74	298.00	59.46	566.00	-49.98	-47.35
K. GOVERNMENT SERVICES, n.i.e.	4,579.88	45,901.00	4,203.26	40,008.00	8.96	14.73

Description	* July - March 2013 - 2014		** July - March 2012 - 2013		% Change in July - March, 2013-2014 over July - February, 2012-2013	
	Rs	$	Rs	$	Rs	$
Export of Services (TOTAL)	388,807.71	3,723,601.00	522,935.61	5,438,050.00	-25.65	-31.53
A. TRANSPORTAION	94,018.43	900,412.00	94,749.24	985,305.00	-0.77	-8.62
B. TRAVEL	22,289.90	213,470.00	22,309.77	232,001.00	-0.09	-7.99
C. COMMUNICATION SERVICES	38,896.23	372,508.00	36,469.47	379,249.00	6.65	-1.78
D. CONSTRUCTION SERVICES	1,980.69	18,969.00	2,032.49	21,136.00	-2.55	-10.25
E. INSURANCE SERVICES	6,753.29	64,676.00	3,139.61	32,649.00	115.10	98.09
F. FINANCIAL SERVICES	5,692.09	54,513.00	3,936.60	40,937.00	44.59	33.16
G. COMPUTER AND INFORMATION SERVICES	24,944.63	238,894.00	20,844.83	216,767.00	19.67	10.21
H. ROYALTIES AND LICENSE FEES	579.10	5,546.00	319.84	3,326.00	81.06	66.75
I. OTHER BUSINESS SERVICES	55,702.97	533,466.00	54,513.85	566,894.00	2.18	-5.90
J. PERSONAL, CULTURAL, AND RECREATIONAL SERVICES	784.59	7,514.00	369.46	3,842.00	112.36	95.58
K. GOVERNMENT SERVICES, n.i.e.	137,165.79	1,313,633.00	284,250.45	2,955,944.00	-51.74	-55.56
Import of Services (TOTAL)	592,219.08	5,671,665.00	590,729.45	6,143,044.00	0.25	-7.67
A. TRANSPORTAION	285,054.49	2,729,959.00	236,570.80	2,460,119.00	20.49	10.97
B. TRAVEL	80,155.61	767,648.00	94,044.64	977,978.00	-14.77	-21.51
C. COMMUNICATION SERVICES	13,884.86	132,975.00	13,925.17	144,809.00	-0.29	-8.17
D. CONSTRUCTION SERVICES	2,202.78	21,096.00	600.73	6,247.00	266.68	237.70
E. INSURANCE SERVICES	18,259.39	174,869.00	19,312.39	200,831.00	-5.45	-12.93
F. FINANCIAL SERVICES	15,050.16	144,135.00	8,428.05	87,644.00	78.57	64.46
G. COMPUTER AND INFORMATION SERVICES	13,189.24	126,313.00	14,307.32	148,783.00	-7.81	-15.10
H. ROYALTIES AND LICENSE FEES	8,910.44	85,335.00	10,191.09	105,978.00	-12.57	-19.48
I. OTHER BUSINESS SERVICES	117,531.83	1,125,599.00	129,120.53	1,342,735.00	-8.98	-16.17
J. PERSONAL, CULTURAL, AND RECREATIONAL SERVICES	334.14	3,200.00	221.27	2,301.00	51.01	39.07
K. GOVERNMENT SERVICES, n.i.e.	37,646.14	360,536.00	64,007.46	665,619.00	-41.18	-45.83

* Provisional figures based on figures provided by the State Bank of Pakistan.

** Revised by SBP

Note:- Dollar value is converted into Rupees on monthly average exchange rate provided by SBP.
March, 2014 (1$=Rs. 99.977739), February, 2014 (1$=Rs. 105.060519) and March, 2013 (1$=Rs. 98.060500) respectively.

10.22 Export of Services by Sectors (Detail) (Monthly)

Rs. in Millions
Dollars in Thousands

SL. No.	Description	* March, 2014		** February, 2014		March, 2013		% Change in March, 2014 over			
								February, 2014		March, 2013	
		Rs	$	Rs	$	Rs	$	Rs	$	Rs	$
	Export of Services	34,914.31	349,922.00	66,927.65	637,039.00	44,590.31	454,723.00	-47.83	-45.07	-21.70	-23.05
A	Transportation	9,570.15	95,915.00	9,587.19	91,254.00	10,312.43	105,164.00	-0.18	5.11	-7.20	-8.79
	i) Charter of Pak ships with crew	0.00	0.00	0.00	0.00	0.10	1.00	0.00	0.00	-100.00	-100.00
	ii) Charter of Pak aircrafts with crew	0.30	3.00	0.00	0.00	0.29	3.00	100.00	100.00	3.45	0.00
	iii) Remitt. Rec. by recruit. Agents	29.73	298.00	9.67	92.00	11.28	115.00	207.45	223.91	163.56	159.13
	iv) Earnings of Pak road transport	4.89	49.00	10.19	97.00	8.63	88.00	-52.01	-49.48	-43.34	-44.32
	v) Passage Earnings of Pak air Cos.	5,288.20	53,000.00	5,042.90	48,000.00	5,981.69	61,000.00	4.86	10.42	-11.59	-13.11
	vi) Freight earnings	498.89	5,000.00	630.36	6,000.00	490.30	5,000.00	-20.86	-16.67	1.75	0.00
	vii) Oth. Local disbursement of foreign Ship/Air cons.	3,748.14	37,565.00	3,894.07	37,065.00	3,820.14	38,957.00	-3.75	1.35	-1.88	-3.57
B	Travel	2,307.55	23,127.00	2,202.28	20,962.00	2,261.48	23,062.00	4.78	10.33	2.04	0.28
	i) Official travel	0.40	4.00	0.00	0.00	0.00	0.00	100.00	100.00	100.00	100.00
	ii) Others official travel	80.62	808.00	110.63	1,053.00	1.18	12.00	-27.13	-23.27	6732.20	6633.33
	iii) Commercial travel	2.69	27.00	7.35	70.00	14.81	151.00	-63.40	-61.43	-81.84	-82.12
	iv) Non official-Delegation	0.00	0.00	0.42	4.00	0.00	0.00	-100.00	-100.00	0.00	0.00
	v) Medical	2.20	22.00	4.52	43.00	4.12	42.00	-51.33	-48.84	-46.60	-47.62
	vi) Students	14.27	143.00	6.83	65.00	22.85	233.00	108.93	120.00	-37.55	-38.63
	vii) Trainees	7.28	73.00	1.68	16.00	1.27	13.00	333.33	356.25	473.23	461.54
	viii) Tourists Pak national	102.57	1,028.00	107.90	1,027.00	125.03	1,275.00	-4.94	0.10	-17.96	-19.37
	ix) Tourists foreign national	1,890.78	18,950.00	1,775.10	16,896.00	1,938.66	19,770.00	6.52	12.16	-2.47	-4.15
	x) Religious travel	0.00	0.00	0.00	0.00	0.00	0.00	0.00	0.00	0.00	0.00
	xi) Receipts through Exchange Cos	206.74	2,072.00	187.85	1,788.00	153.56	1,566.00	10.06	15.88	34.63	32.31
	xi) Others	0.00	0.00	0.00	0.00	0.00	0.00	0.00	0.00	0.00	0.00
C	COMMUNICATION SERVICES	3,751.63	37,600.00	4,181.32	39,799.00	6,474.83	66,029.00	-10.28	-5.53	-42.06	-43.06
	i) Postal services	0.00	0.00	0.53	5.00	0.00	0.00	-100.00	-100.00	0.00	0.00
	ii) Courier services	0.30	3.00	0.95	9.00	0.39	4.00	-68.42	-66.67	-23.08	-25.00
	iii) Telecommunication services	3,366.49	33,740.00	3,838.60	36,537.00	6,191.05	63,135.00	-12.30	-7.66	-45.62	-46.56
	iv) Call Centres	384.84	3,857.00	341.24	3,248.00	283.39	2,890.00	12.78	18.75	35.80	33.46
		0.00		0.00		0.00					
D	CONSTRUCTION SERVICES	672.60	6,741.00	213.69	2,034.00	92.08	939.00	214.76	231.42	630.45	617.89
	i) Construction services	672.60	6,741.00	213.69	2,034.00	92.08	939.00	214.76	231.42	630.45	617.89
E	INSURANCE SERVICES	500.49	5,016.00	583.18	5,551.00	976.00	9,953.00	-14.18	-9.64	-48.72	-49.60
	i) Treaties and standing open cover - life	12.47	125.00	1.26	12.00	14.02	143.00	889.68	941.67	-11.06	-12.59
	ii) Surplus funds rec.by Pak ins.Cos.-abroad	0.00	0.00	6.72	64.00	0.00	0.00	-100.00	-100.00	0.00	0.00
	iii) Rev. surplus funds of f. ins. cos.-life	0.00	0.00	0.00	0.00	0.00	0.00	0.00	0.00	0.00	0.00
	iv) Insurance P & I Club	3.39	34.00	2.73	26.00	2.55	26.00	24.18	30.77	32.94	30.77
	v) Treaties and standing open cover-marine	2.00	20.00	0.00	0.00	1.77	18.00	100.00	100.00	12.99	11.11
	vi) Refund of Ins. payments-others	9.88	99.00	0.00	0.00	0.10	1.00	100.00	100.00	9780.00	9800.00
	vii) Other miscellaneous insurance	269.70	2,703.00	394.08	3,751.00	135.62	1,383.00	-31.56	-27.94	98.86	95.44
	viii) Facultative reinsurance-life	189.58	1,900.00	19.23	183.00	30.30	309.00	885.86	938.25	525.68	514.89
	ix) Facultative reinsurance-marine	1.20	12.00	9.56	91.00	0.00	0.00	-87.45	-86.81	100.00	100.00
	x) Other non-life reinsurance services	9.68	97.00	146.03	1,390.00	791.64	8,073.00	-93.37	-93.02	-98.78	-98.80
	xi) Services auxiliary to insurance	2.59	26.00	3.57	34.00	0.00	0.00	-27.45	-23.53	100.00	100.00

* Provisional

** Revised by SBP

Source:- State Bank of Pakistan

10.22 Export of Services by Sectors (Detail) (Monthly)

Rs. in Millions
Dollars in Thousands

SL. No.	Description	* March, 2014		** February, 2014		March, 2013		% Change in March, 2014 over			
								February, 2014		March, 2013	
		Rs	$	Rs	$	Rs	$	Rs	$	Rs	$
F	FINANCIAL SERVICES	1,393.99	13,971.00	205.08	1,952.00	675.44	6,888.00	579.73	615.73	106.38	102.83
	i) Bank commission and charges	197.36	1,978.00	172.93	1,646.00	171.61	1,750.00	14.13	20.17	15.00	13.03
	ii) Remittances for guarantees involved	747.53	7,492.00	-4.41	-42.00	136.50	1,392.00	-17050.79	-17938.10	447.64	438.22
	iii) Others financial services	449.10	4,501.00	36.56	348.00	367.33	3,746.00	1128.39	1193.39	22.26	20.15
G	COMPUTER AND INFORMATION SERVICES	2,632.34	26,382.00	2,806.90	26,717.00	2,355.43	24,020.00	-6.22	-1.25	11.76	9.83
	i) Hardware consultancy services	4.79	48.00	15.76	150.00	130.03	1,326.00	-69.61	-68.00	-96.32	-96.38
	ii) Software consultancy services	628.00	6,294.00	523.52	4,983.00	334.09	3,407.00	19.96	26.31	87.97	84.74
	iii) Maintenance & repairs of computer	0.50	5.00	0.21	2.00	3.63	37.00	138.10	150.00	-86.23	-86.49
	iv) Export of Computer Software	1,694.82	16,986.00	1,882.68	17,920.00	1,688.41	17,218.00	-9.98	-5.21	0.38	-1.35
	v) Other computer services	291.45	2,921.00	380.00	3,617.00	183.28	1,869.00	-23.30	-19.24	59.02	56.29
	vi) Earnings of journalists / authors	6.69	67.00	1.05	10.00	11.87	121.00	537.14	570.00	-43.64	-44.63
	vii) Subscription to news papers/periodicals	5.19	52.00	3.47	33.00	4.12	42.00	49.57	57.58	25.97	23.81
	viii) News agents and correspondents	0.90	9.00	0.21	2.00	0.00	0.00	328.57	350.00	100.00	100.00
H	ROYALTIES AND LICENSE FEES	60.27	604.00	46.33	441.00	6.47	66.00	30.09	36.96	831.53	815.15
	i) Royalties, license fees & trade marks	60.27	604.00	46.33	441.00	6.47	66.00	30.09	36.96	831.53	815.15
I	OTHER BUSINESS SERVICES	5,590.12	56,026.00	5,508.11	52,428.00	5,189.94	52,926.00	1.49	6.86	7.71	5.86
	i) Merchanting. & trade related services	70.84	710.00	84.68	806.00	47.66	486.00	-16.34	-11.91	48.64	46.09
	ii) Charter of ships without crew-op.leasing	0.00	0.00	1.05	10.00	0.00	0.00	-100.00	-100.00	0.00	0.00
	iii) Charter of aircrafts without crew--op leasing	0.00	0.00	0.00	0.00	0.00	0.00	0.00	0.00	0.00	0.00
	iv) Legal services	66.25	664.00	97.60	929.00	89.63	914.00	-32.12	-28.53	-26.09	-27.35
	v) A/c, auditing, & tax consulting Services	99.88	1,001.00	85.62	815.00	51.97	530.00	16.65	22.82	92.19	88.87
	vi) Bus. & manag. Consult.& public relations	1,133.27	11,358.00	972.23	9,254.00	966.78	9,859.00	16.56	22.74	17.22	15.20
	vii) Agency commission	1,432.60	14,358.00	1,337.95	12,735.00	1,127.30	11,496.00	7.07	12.74	27.08	24.90
	viii)Printing charges of security documents	5.29	53.00	11.98	114.00	7.55	77.00	-55.84	-53.51	-29.93	-31.17
	ix) Processing and repair fees	43.80	439.00	38.87	370.00	26.97	275.00	12.68	18.65	62.40	59.64
	x) Adv. market research & pub. opinion poll	261.82	2,624.00	258.55	2,461.00	257.11	2,622.00	1.26	6.62	1.83	0.08
	xi) Research and development	76.83	770.00	104.75	997.00	37.16	379.00	-26.65	-22.77	106.75	103.17
	xii) Arch., engineering, & technical services	127.81	1,281.00	176.08	1,676.00	143.36	1,462.00	-27.41	-23.57	-10.85	-12.38
	xiii) Agri., mining, & on-site proc. services	2.49	25.00	0.95	9.00	7.06	72.00	162.11	177.78	-64.73	-65.28
	xiv) Receipts of security dep. with tenders	5.09	51.00	244.16	2,324.00	0.00	0.00	-97.92	-97.81	100.00	100.00
	xv) Services in medicine exports	6.29	63.00	1.68	16.00	22.85	233.00	274.40	293.75	-72.47	-72.96
	xvi) Misc. other business services, n.i.e.	2,273.53	22,786.00	2,093.54	19,927.00	2,601.05	26,525.00	8.60	14.35	-12.59	-14.10
	xvii) Refund	-15.67	-157.00	-1.58	-15.00	-196.51	-2,004.00	891.77	946.67	-92.03	-92.17
J	PERSONAL, CULTURAL, AND RECREATIONAL SER\	41.00	411.00	94.04	895.00	58.63	598.00	-56.40	-54.08	-30.07	-31.27
	i) Audiovisual and related services	20.95	210.00	81.11	772.00	39.22	400.00	-74.17	-72.80	-46.58	-47.50
	ii) Earnings of professional artists	16.46	165.00	3.68	35.00	0.78	8.00	347.28	371.43	2010.26	1962.50
	iii) Other personal, cult. & recreation serv.	3.59	36.00	9.25	88.00	18.63	190.00	-61.19	-59.09	-80.73	-81.05
K	GOVERNMENT SERVICES, n.i.e.	8,394.17	84,129.00	41,499.53	395,006.00	16,187.58	165,078.00	-79.77	-78.70	-48.14	-49.04
	i) Remitt. Rec. by foreign Missions in Pak.	1,641.74	16,454.00	2,030.29	19,325.00	3,835.83	39,117.00	-19.14	-14.86	-57.20	-57.94
	ii) Military units and agencies	4,216.79	42,262.00	6.20	59.00	5,605.73	57,166.00	67912.74	71530.51	-24.78	-26.07
	iii) Other government services	62.06	622.00	37,486.12	356,805.00	114.14	1,164.00	-99.83	-99.83	-45.63	-46.56
	vi) Remittances Received by Int. Org.	1,664.49	16,682.00	1,408.65	13,408.00	1,326.27	13,525.00	18.16	24.42	25.50	23.34
	v) Receipt through Central govt.	0.00	0.00	0.00	0.00	0.00	0.00	0.00	0.00	0.00	0.00
	iv) Receipts through International bodies	0.00	0.00	0.00	0.00	4,806.53	49,016.00	0.00	0.00	-100.00	-100.00
	iiv) Earnings of Pak Diplomatic Mission abroad	809.09	8,109.00	568.27	5,409.00	499.08	5,090.00	42.38	49.92	62.12	59.31

* Provisional
** Revised by SBP

Source:- State Bank of Pakistan

10.23 Export of Services by Sectors (Detail) (Cumulative)

Rs. in Millions
Dollars in Thousands

SL. No.	Description	* July - March 2013 - 2014		July - March 2012 - 2013		% Change in July - March, 2013 - 2014 over July - March, 2012 - 2013	
		Rs	$	Rs	$	Rs	$
	Export of Services	388,807.71	3,723,601.00	522,935.61	5,438,050.00	-25.65	-31.53
A	Transportation	94,018.43	900,412.00	94,749.24	985,305.00	-0.77	-8.62
	i) Charter of Pak ships with crew	83.64	801.00	42.70	444.00	95.88	80.41
	ii) Charter of Pak aircrafts with crew	1.25	12.00	20.10	209.00	-93.78	-94.26
	iii) Remitt. Rec. by recruit. Agents	203.30	1,947.00	327.82	3,409.00	-37.98	-42.89
	iv) Earnings of Pak road transport	148.48	1,422.00	541.68	5,633.00	-72.59	-74.76
	v) Passage Earnings of Pak air Cos.	48,658.38	466,000.00	50,677.55	527,000.00	-3.98	-11.57
	vi) Freight earnings	7,726.87	74,000.00	7,019.85	73,000.00	10.07	1.37
	vii) Oth. Local disbursement of foreign Ship/Air cons.	37,196.51	356,230.00	36,119.54	375,610.00	2.98	-5.16
B	Travel	22,289.90	213,470.00	22,309.77	232,001.00	-0.09	-7.99
	i) Official travel	0.52	5.00	0.87	9.00	-40.23	-44.44
	ii) Others official travel	578.05	5,536.00	79.05	822.00	631.25	573.48
	iii) Commercial travel	56.80	544.00	80.01	832.00	-29.01	-34.62
	iv) Non official-Delegation	0.52	5.00	25.10	261.00	-97.93	-98.08
	v) Medical	74.34	712.00	46.35	482.00	60.39	47.72
	vi) Students	239.32	2,292.00	221.75	2,306.00	7.92	-0.61
	vii) Trainees	35.29	338.00	185.59	1,930.00	-80.98	-82.49
	viii) Tourists Pak national	972.85	9,317.00	1,125.10	11,700.00	-13.53	-20.37
	ix) Tourists foreign national	18,056.75	172,929.00	18,582.60	193,242.00	-2.83	-10.51
	x) Religious travel	0.00	0.00	0.48	5.00	-100.00	-100.00
	xi) Receipts through Exchange Cos	2,275.46	21,792.00	1,962.87	20,412.00	15.93	6.76
	xi) Others	0.00	0.00	0.00	0.00	0.00	0.00
C	COMMUNICATION SERVICES	38,896.23	372,508.00	36,469.47	379,249.00	6.65	-1.78
	i) Postal services	2.30	22.00	0.38	4.00	505.26	450.00
	ii) Courier services	38.22	366.00	28.08	292.00	36.11	25.34
	iii) Telecommunication services	35,961.89	344,406.00	33,676.05	350,200.00	6.79	-1.65
	iv) Call Centres	2,893.82	27,714.00	2,764.96	28,753.00	4.66	-3.61
D	CONSTRUCTION SERVICES	1,980.69	18,969.00	2,032.49	21,136.00	-2.55	-10.25
	i) Construction services	1,980.69	18,969.00	2,032.49	21,136.00	-2.55	-10.25
E	INSURANCE SERVICES	6,753.29	64,676.00	3,139.61	32,649.00	115.10	98.09
	i) Treaties and standing open cover - life	140.55	1,346.00	75.49	785.00	86.18	71.46
	ii) Surplus funds rec.by Pak ins.Cos.-abroad	8.77	84.00	13.75	143.00	-36.22	-41.26
	iii) Rev. surplus funds of f. ins. cos.-life	0.00	0.00	0.00	0.00	0.00	0.00
	iv) Insurance P & I Club	34.67	332.00	41.54	432.00	-16.54	-23.15
	v) Treaties and standing open cover-marine	145.56	1,394.00	129.34	1,345.00	12.54	3.64
	vi) Refund of Ins. payments-others	1,772.79	16,978.00	18.08	188.00	9705.25	8930.85
	vii) Other miscellaneous insurance	2,137.52	20,471.00	1,074.23	11,171.00	98.98	83.25
	viii) Facultative reinsurance-life	593.19	5,681.00	316.76	3,294.00	87.27	72.47
	ix) Facultative reinsurance-marine	61.19	586.00	141.84	1,475.00	-56.86	-60.27
	x) Other non-life reinsurance services	1,851.32	17,730.00	1,316.27	13,688.00	40.65	29.53
	xi) Services auxiliary to insurance	7.73	74.00	12.31	128.00	-37.21	-42.19

* Provisional

Source:- State Bank of Pakistan

10.23 Export of Services by Sectors (Detail) (Cumulative)

Rs. in Millions

Dollars in Thousands

SL. No.	Description	* July - March 2013 - 2014		July - March 2012 - 2013		% Change in July - March, 2013 - 2014 over July - March, 2012 - 2013	
		Rs	$	Rs	$	Rs	$
F	FINANCIAL SERVICES	5,692.09	54,513.00	3,936.60	40,937.00	44.59	33.16
	i) Bank commission and charges	1,911.77	18,309.00	1,789.39	18,608.00	6.84	-1.61
	ii) Remittances for guarantees involved	1,134.39	10,864.00	555.43	5,776.00	104.24	88.09
	iii) Others financial services	2,645.93	25,340.00	1,591.78	16,553.00	66.22	53.08
G	COMPUTER AND INFORMATION SERVICES	24,944.63	238,894.00	20,844.83	216,767.00	19.67	10.21
	i) Hardware consultancy services	121.65	1,165.00	347.43	3,613.00	-64.99	-67.76
	ii) Software consultancy services	4,893.09	46,861.00	2,705.53	28,135.00	80.86	66.56
	iii) Maintenance & repairs of computer	26.00	249.00	8.08	84.00	221.78	196.43
	iv) Export of Computer Software	17,088.39	163,655.00	15,270.39	158,798.00	11.91	3.06
	v) Other computer services	2,749.41	26,331.00	2,395.60	24,912.00	14.77	5.70
	vi) Earnings of journalists / authors	36.02	345.00	33.85	352.00	6.41	-1.99
	vii) Subscription to news papers/periodicals	25.79	247.00	62.79	653.00	-58.93	-62.17
	viii) News agents and correspondents	4.28	41.00	21.16	220.00	-79.77	-81.36
H	ROYALTIES AND LICENSE FEES	579.10	5,546.00	319.84	3,326.00	81.06	66.75
	i) Royalties, license fees & trade marks	579.10	5,546.00	319.84	3,326.00	81.06	66.75
I	OTHER BUSINESS SERVICES	55,702.97	533,466.00	54,513.85	566,894.00	2.18	-5.90
	i) Merchanting. & trade related services	1,234.00	11,818.00	1,029.80	10,709.00	19.83	10.36
	ii) Charter of ships without crew-op.leasing	12.74	122.00	16.06	167.00	-20.67	-26.95
	iii) Charter of aircrafts without crew--op leasing	3.13	30.00	3.65	38.00	-14.25	-21.05
	iv) Legal services	834.81	7,995.00	924.12	9,610.00	-9.66	-16.81
	v) A/c, auditing, & tax consulting Services	574.29	5,500.00	431.48	4,487.00	33.10	22.58
	vi) Bus. & manag. Consult.& public relations	9,576.30	91,712.00	8,830.88	91,833.00	8.44	-0.13
	vii) Agency commission	12,424.39	118,988.00	10,260.43	106,699.00	21.09	11.52
	viii)Printing charges of security documents	78.10	748.00	70.20	730.00	11.25	2.47
	ix) Processing and repair fees	325.05	3,113.00	199.15	2,071.00	63.22	50.31
	x) Adv. market research & pub. opinion poll	2,541.51	24,340.00	1,840.93	19,144.00	38.06	27.14
	xi) Research and development	591.94	5,669.00	374.65	3,896.00	58.00	45.51
	xii) Arch., engineering, & technical services	2,980.38	28,543.00	3,363.95	34,982.00	-11.40	-18.41
	xiii) Agri., mining, & on-site proc. services	9.50	91.00	30.10	313.00	-68.44	-70.93
	xiv) Receipts of security dep. with tenders	986.74	9,450.00	2.21	23.00	44548.87	40986.96
	xv) Services in medicine exports	36.65	351.00	60.20	626.00	-39.12	-43.93
	xvi) Misc. other business services, n.i.e.	24,491.25	234,552.00	28,180.18	293,048.00	-13.09	-19.96
	xvii) Refund	-997.81	-9,556.00	-1,104.14	-11,482.00	-9.63	-16.77
J	PERSONAL, CULTURAL, AND RECREATIONAL SERV.	784.59	7,514.00	369.46	3,842.00	112.36	95.58
	i) Audiovisual and related services	395.01	3,783.00	235.12	2,445.00	68.00	54.72
	ii) Earnings of professional artists	65.68	629.00	43.18	449.00	52.11	40.09
	iii) Other personal, cult. & recreation serv.	323.90	3,102.00	91.16	948.00	255.31	227.22
K	GOVERNMENT SERVICES, n.i.e.	137,165.79	1,313,633.00	284,250.45	2,955,944.00	-51.74	-55.56
	i) Remitt. Rec. by foreign Missions in Pak.	25,707.60	246,201.00	20,521.52	213,405.00	25.27	15.37
	ii) Military units and agencies	16,791.42	160,811.00	191,931.38	1,995,910.00	-91.25	-91.94
	iii) Other government services	72,644.15	695,711.00	1,988.16	20,675.00	3553.84	3264.99
	vi) Remittances Received by Int. Org.	16,110.94	154,294.00	20,334.10	211,456.00	-20.77	-27.03
	v) Receipt through Central govt.	0.00	0.00	0.00	0.00	0.00	0.00
	iv) Receipts through International bodies	0.00	0.00	43,948.11	457,020.00	-100.00	-100.00
	iiv) Earnings of Pak Diplomatic Mission abroad	5,911.68	56,616.00	5,527.18	57,478.00	6.96	-1.50

* Provisional

Source:- State Bank of Pakistan

10.24 Import of Services by Sectors (Detail) (Monthly)

Rs. in Millions
Dollars in Thousands

SL. No.	Description	* March, 2014		** February, 2014		March, 2013		% Change in March, 2014 over			
								February, 2014		March, 2013	
		Rs	$	Rs	$	Rs	$	Rs	$	Rs	$
	Import of Services	65,689.37	658,359.00	58,483.31	556,663.00	69,394.05	707,666.00	12.32	18.27	-5.34	-6.97
A	Transportation	28,488.54	285,521.00	28,943.22	275,491.00	27,407.52	279,496.00	-1.57	3.64	3.94	2.16
	i) Charter of Pak ships with crew	404.80	4,057.00	1,047.03	9,966.00	133.85	1,365.00	-61.34	-59.29	202.43	197.22
	ii) Freight on commodity imports - sea	261.92	2,625.00	156.44	1,489.00	53.93	550.00	67.43	76.29	385.67	377.27
	iii) Charter of Aircrafts with crew	0.00	0.00	0.00	0.00	8.53	87.00	0.00	0.00	-100.00	-100.00
	iv) Freight on commodity imports- air	83.61	838.00	103.27	983.00	169.25	1,726.00	-19.04	-14.75	-50.60	-51.45
	v) Oper. Exp. of Pak rail/road transport	3.89	39.00	0.00	0.00	17.55	179.00	100.00	100.00	-77.83	-78.21
	vi) Passage earnings of Foreign air lines	3,292.65	33,000.00	3,467.00	33,000.00	3,432.12	35,000.00	-5.03	0.00	-4.06	-5.71
	vii) 8 % freight on cash imports	19,992.63	200,372.00	19,952.15	189,911.00	19,649.16	200,378.00	0.20	5.51	1.75	0.00
	ix) Freight on Foreign Economic Assistance	914.43	9,165.00	905.30	8,617.00	1,308.73	13,346.00	1.01	6.36	-30.13	-31.33
	x) Pak air /Shipping Cos expenses	3,534.61	35,425.00	3,312.03	31,525.00	2,634.40	26,865.00	6.72	12.37	34.17	31.86
B	TRAVEL	8,093.75	81,118.00	7,250.02	69,008.00	10,385.18	105,906.00	11.64	17.55	-22.06	-23.41
	i) Official travel -Business	247.05	2,476.00	159.80	1,521.00	97.08	990.00	54.60	62.79	154.48	150.10
	ii) Commercial Travel-Business	0.20	2.00	2.21	21.00	0.78	8.00	-90.95	-90.48	-74.36	-75.00
	iii) Non-official-Business	4.39	44.00	5.99	57.00	243.68	2,485.00	-26.71	-22.81	-98.20	-98.23
	iv) Medical - Personal Travel	17.56	176.00	7.56	72.00	19.51	199.00	132.28	144.44	-9.99	-11.56
	v) Students and trainees	472.15	4,732.00	693.19	6,598.00	359.49	3,666.00	-31.89	-28.28	31.34	29.08
	vi) Holiday (on recreational tours abroad)	1,400.28	14,034.00	1,164.81	11,087.00	2,377.87	24,249.00	20.22	26.58	-41.11	-42.13
	vii) Religious travel - Hajj	0.20	2.00	0.00	0.00	686.42	7,000.00	100.00	100.00	-99.97	-99.97
	viii)Religious travel - other - By air	0.00	0.00	0.00	0.00	0.00	0.00	0.00	0.00	0.00	0.00
	ix) Religious travel - other - By land	0.00	0.00	0.00	0.00	0.00	0.00	0.00	0.00	0.00	0.00
	x) Salary of officials on leave abroad	0.00	0.00	0.00	0.00	0.00	0.00	0.00	0.00	0.00	0.00
	xi)Payments through Exchange Cos.	5,787.09	58,000.00	4,727.72	45,000.00	6,570.05	67,000.00	22.41	28.89	-11.92	-13.43
	xii)Others	164.83	1,652.00	488.74	4,652.00	30.30	309.00	-66.27	-64.49	443.99	434.63
C	COMMUNICATION SERVICES	795.73	7,975.00	1,371.77	13,057.00	3,388.87	34,559.00	-41.99	-38.92	-76.52	-76.92
	i) Postal and courier services	18.26	183.00	67.55	643.00	60.21	614.00	-72.97	-71.54	-69.67	-70.20
	ii) Telecommunication services	777.47	7,792.00	1,304.22	12,414.00	3,328.66	33,945.00	-40.39	-37.23	-76.64	-77.05
		0.00		0.00		0.00					
D	CONSTRUCTION SERVICES	307.11	3,078.00	93.71	892.00	180.92	1,845.00	227.72	245.07	69.75	66.83
	i) Construction services	307.11	3,078.00	93.71	892.00	180.92	1,845.00	227.72	245.07	69.75	66.83
E	INSURANCE SERVICES	2,029.98	20,345.00	1,857.18	17,677.00	2,700.08	27,535.00	9.30	15.09	-24.82	-26.11
	i) Treaties and standing open cover-life	15.96	160.00	49.38	470.00	43.34	442.00	-67.68	-65.96	-63.17	-63.80
	ii) Surplus funds of foreign insurance cos.	0.00	0.00	0.00	0.00	0.00	0.00	0.00	0.00	0.00	0.00
	iii) Rev. surplus funds of f. Ins. Cos. -life	0.00	0.00	0.00	0.00	0.00	0.00	0.00	0.00	0.00	0.00
	iv) Insurance P & I Club	402.59	4,035.00	404.67	3,852.00	421.86	4,302.00	-0.51	4.75	-4.57	-6.21
	v) Treaties and standing open cover-marine	40.21	403.00	532.87	5,072.00	109.04	1,112.00	-92.45	-92.05	-63.12	-63.76
	vi) Accidental and health insurance services	39.51	396.00	0.00	0.00	0.00	0.00	100.00	100.00	100.00	100.00
	vii) Motor vehicle insurance	0.00	0.00	2.31	22.00	3.14	32.00	-100.00	-100.00	-100.00	-100.00
	viii)Surplus fund of foreign insurance Cos- Marine	14.57	146.00	0.00	0.00	123.26	1,257.00	100.00	100.00	-88.18	-88.39
	ix) Marine,aviation & other transport ins.	0.00	0.00	0.00	0.00	0.00	0.00	0.00	0.00	0.00	0.00
	x) Facultative reinsurance-life	405.10	4,060.00	212.43	2,022.00	109.24	1,114.00	90.70	100.79	270.83	264.45
	xi)Facultative reinsurance-marine	662.52	6,640.00	295.64	2,814.00	441.86	4,506.00	124.10	135.96	49.94	47.36
	xii)Other non-life reinsurance services	334.45	3,352.00	256.87	2,445.00	1,302.93	13,287.00	30.20	37.10	-74.33	-74.77
	xiii) Auxiliary services	13.47	135.00	2.42	23.00	0.00	0.00	456.61	486.96	100.00	100.00
	xiv)Insurance under Foreign Economic Assistance	101.60	1,018.00	100.59	957.00	145.41	1,483.00	1.00	6.37	-30.13	-31.36

* Provisional
** Revised by SBP

Source:- State Bank of Pakistan

10.24 Import of Services by Sectors (Detail) (Monthly)

Rs. in Millions
Dollars in Thousands

SL. No.	Description	* March, 2014		** February, 2014		March, 2013		% Change in March, 2014 over			
								February, 2014		March, 2013	
		Rs	$	Rs	$	Rs	$	Rs	$	Rs	$
F	FINANCIAL SERVICES	1,407.67	14,108.00	744.88	7,090.00	775.76	7,911.00	88.98	98.98	81.46	78.33
	i) Bank commission and charges	1,082.39	10,848.00	681.11	6,483.00	731.34	7,458.00	58.92	67.33	48.00	45.45
	ii) Remittances for guarantees involved	27.94	280.00	35.30	336.00	0.00	0.00	-20.85	-16.67	100.00	100.00
	iii) Others financial services	297.34	2,980.00	28.47	271.00	44.42	453.00	944.40	999.63	569.38	557.84
G	COMPUTER AND INFORMATION SERVICES	2,283.60	22,887.00	938.93	8,937.00	1,774.30	18,094.00	143.21	156.09	28.70	26.49
	i) Hardware consultancy services	5.39	54.00	3.05	29.00	3.53	36.00	76.72	86.21	52.69	50.00
	ii) Software consultancy services	1,729.84	17,337.00	549.68	5,232.00	1,293.03	13,186.00	214.70	231.36	33.78	31.48
	iii) Maintenance & repairs of computer	119.43	1,197.00	5.25	50.00	55.01	561.00	2174.86	2294.00	117.11	113.37
	iv) Export of Computer Software	113.75	1,140.00	109.68	1,044.00	54.03	551.00	3.71	9.20	110.53	106.90
	v) Other computer services	164.53	1,649.00	65.77	626.00	195.92	1,998.00	150.16	163.42	-16.02	-17.47
	vi) Earnings of journalists / authors	48.19	483.00	71.02	676.00	91.98	938.00	-32.15	-28.55	-47.61	-48.51
	vii) Subscription to news papers/periodicals	99.08	993.00	134.27	1,278.00	79.72	813.00	-26.21	-22.30	24.28	22.14
	viii) News agents and correspondents	3.39	34.00	0.21	2.00	1.08	11.00	1514.29	1600.00	213.89	209.09
H	ROYALTIES AND LICENSE FEES	1,003.36	10,056.00	1,277.43	12,159.00	1,200.46	12,242.00	-21.45	-17.30	-16.42	-17.86
	i) Royalties and trade marks	1,003.36	10,056.00	1,277.43	12,159.00	1,200.46	12,242.00	-21.45	-17.30	-16.42	-17.86
	ii)Exchange cos.	0.00	0.00	0.00	0.00	0.00	0.00	0.00	0.00	0.00	0.00
I	OTHER BUSINESS SERVICES	16,670.01	167,072.00	11,743.45	111,778.00	15,397.56	157,021.00	41.95	49.47	8.26	6.40
	i) Merchanting services	22.75	228.00	30.78	293.00	50.60	516.00	-26.09	-22.18	-55.04	-55.81
	ii) Charter of ships without crew-op.leasing	359.40	3,602.00	1,036.00	9,861.00	738.10	7,527.00	-65.31	-63.47	-51.31	-52.15
	iii)Charter of air crafts without crew - op. leasing	535.80	5,370.00	455.65	4,337.00	58.84	600.00	17.59	23.82	810.61	795.00
	iv) Legal services	68.75	689.00	42.55	405.00	11.67	119.00	61.57	70.12	489.12	478.99
	v)A/c, audit, bookkeeping, tax cons. Ser.	104.37	1,046.00	0.11	1.00	12.06	123.00	94781.82	104500.00	765.42	750.41
	vi)Buss. & Mang. consult., and public rel.	3,922.65	39,314.00	162.32	1,545.00	132.28	1,349.00	2316.62	2444.60	2865.41	2814.31
	vii) Agency commission	1,689.63	16,934.00	1,308.84	12,458.00	1,779.90	18,151.00	29.09	35.93	-5.07	-6.70
	viii) Printing charges of security documents	0.00	0.00	0.00	0.00	2.06	21.00	0.00	0.00	-100.00	-100.00
	ix) Processing and repair fees	6.69	67.00	7.14	68.00	35.60	363.00	-6.30	-1.47	-81.21	-81.54
	x) Adv., market res., & public opin. Poll.	375.06	3,759.00	323.38	3,078.00	235.64	2,403.00	15.98	22.12	59.17	56.43
	xi)Research and development Services	26.74	268.00	4.52	43.00	4.90	50.00	491.59	523.26	445.71	436.00
	xii)Architect., eng., and technical services	1,477.60	14,809.00	3,043.60	28,970.00	2,614.78	26,665.00	-51.45	-48.88	-43.49	-44.46
	xiii) Agri., mining, & on-site proc. services	0.20	2.00	0.00	0.00	2.06	21.00	100.00	100.00	-90.29	-90.48
	xiv) Receipt of sec. Deposits with tenders	0.00	0.00	0.00	0.00	0.00	0.00	0.00	0.00	0.00	0.00
	xv) Payments to journalists	1.40	14.00	4.31	41.00	1.47	15.00	-67.52	-65.85	-4.76	-6.67
	xvi)Technical fees to foreigners	3,402.81	34,104.00	2,389.60	22,745.00	4,867.92	49,642.00	42.40	49.94	-30.10	-31.30
	xvii) Miscellaneous services, n.s.e.	1,795.89	17,999.00	285.24	2,715.00	2,200.48	22,440.00	529.61	562.95	-18.39	-19.79
	xviii)Exchange Cos	2,993.32	30,000.00	2,731.57	26,000.00	2,843.75	29,000.00	9.58	15.38	5.26	3.45
	xix)Refund	-113.05	-1,133.00	-82.16	-782.00	-194.55	-1,984.00	37.60	44.88	-41.89	-42.89
J	PERSONAL, CULTURAL, AND RECREATIONAL SER	29.74	298.00	59.46	566.00	3.04	31.00	-49.98	-47.35	878.29	861.29
	i) Audiovisual & related serv.-P.C.R serv.	19.16	192.00	16.60	158.00	0.00	0.00	15.42	21.52	100.00	100.00
	ii) Payment to professional artisits	0.00	0.00	0.00	0.00	0.00	0.00	0.00	0.00	0.00	0.00
	iii)Other personal, cult., & rec. services	10.58	106.00	42.86	408.00	3.04	31.00	-75.31	-74.02	248.03	241.94
K	GOVERNMENT SERVICES, n.i.e.	4,579.88	45,901.00	4,203.26	40,008.00	6,180.36	63,026.00	8.96	14.73	-25.90	-27.17
	i) Foreign Missions	305.92	3,066.00	11.24	107.00	1,105.14	11,270.00	2621.71	2765.42	-72.32	-72.80
	ii) Military units and agencies	12.97	130.00	26.16	249.00	27.65	282.00	-50.42	-47.79	-53.09	-53.90
	iii)Govt. remitt. not specified elsewhere.	807.40	8,092.00	1,017.30	9,683.00	1,092.69	11,143.00	-20.63	-16.43	-26.11	-27.38
	iv)Remittances to Int. Organizations.	321.38	3,221.00	404.59	3,851.00	432.64	4,412.00	-20.57	-16.36	-25.72	-26.99
	v)Payment through int. bodies(Rs. A/c)	0.00	0.00	0.00	0.00	1,140.54	11,631.00	0.00	0.00	-100.00	-100.00
	vi)Expenditure of Pak Diplomatic Mission abroad	1,339.21	13,422.00	968.87	9,222.00	375.38	3,828.00	38.22	45.54	256.76	250.63
	vii)Technical Assistance	1,793.00	17,970.00	1,775.10	16,896.00	2,006.32	20,460.00	1.01	6.36	-10.63	-12.17

* Provisional
** Revised by SBP

Source:- State Bank of Pakistan

10.25 Import of Services by Sectors (Detail) (Cumulative)

Rs. in Millions
Dollars in Thousands

SL. No.	Description	* July - March 2013 - 2014		July - March 2012 - 2013		% Change in July - March, 2013 - 2014 over July - March, 2012 - 2013	
		Rs	$	Rs	$	Rs	$
	Import of Services	592,219.08	5,671,665.00	590,729.45	6,143,044.00	0.25	-7.67
A	Transportation	285,054.49	2,729,959.00	236,570.80	2,460,119.00	20.49	10.97
	i) Charter of Pak ships with crew	2,244.45	21,495.00	880.65	9,158.00	154.86	134.71
	ii) Freight on commodity imports - sea	2,876.80	27,551.00	904.79	9,409.00	217.95	192.82
	iii) Charter of Aircrafts with crew	20.36	195.00	102.41	1,065.00	-80.12	-81.69
	iv) Freight on commodity imports- air	1,580.46	15,136.00	936.33	9,737.00	68.79	55.45
	v) Oper. Exp. of Pak rail/road transport	19.94	191.00	19.14	199.00	4.18	-4.02
	vi) Passage earnings of Foreign air lines	48,136.30	461,000.00	30,771.95	320,000.00	56.43	44.06
	vii) 8 % freight on cash imports	195,100.43	1,868,471.00	169,055.55	1,758,022.00	15.41	6.28
	ix) Freight on Foreign Economic Assistance	6,561.73	62,842.00	13,638.86	141,832.00	-51.89	-55.69
	x) Pak air /Shipping Cos expenses	28,514.02	273,078.00	20,261.12	210,697.00	40.73	29.61
B	TRAVEL	80,155.61	767,648.00	94,044.64	977,978.00	-14.77	-21.51
	i) Official travel -Business	956.04	9,156.00	868.63	9,033.00	10.06	1.36
	ii) Commercial Travel-Business	13.89	133.00	32.12	334.00	-56.76	-60.18
	iii) Non-official-Business	75.39	722.00	835.94	8,693.00	-90.98	-91.69
	iv) Medical - Personal Travel	69.65	667.00	119.72	1,245.00	-41.82	-46.43
	v) Students and trainees	4,713.28	45,139.00	3,886.69	40,418.00	21.27	11.68
	vi) Holiday (on recreational tours abroad)	15,134.43	144,942.00	14,595.71	151,782.00	3.69	-4.51
	vii) Religious travel - Hajj	10,346.28	99,086.00	13,623.51	141,672.00	-24.06	-30.06
	viii)Religious travel - other - By air	0.00	0.00	0.19	2.00	-100.00	-100.00
	ix) Religious travel - other - By land	0.63	6.00	0.00	0.00	100.00	100.00
	x) Salary of officials on leave abroad	0.00	0.00	1.63	17.00	-100.00	-100.00
	xi)Payments through Exchange Cos.	46,987.71	450,000.00	58,562.87	609,000.00	-19.77	-26.11
	xii)Others	1,858.31	17,797.00	1,517.63	15,782.00	22.45	12.77
C	COMMUNICATION SERVICES	13,884.86	132,975.00	13,925.17	144,809.00	-0.29	-8.17
	i) Postal and courier services	482.82	4,624.00	436.19	4,536.00	10.69	1.94
	ii) Telecommunication services	13,402.04	128,351.00	13,488.98	140,273.00	-0.64	-8.50
D	CONSTRUCTION SERVICES	2,202.78	21,096.00	600.73	6,247.00	266.68	237.70
	i) Construction services	2,202.78	21,096.00	600.73	6,247.00	266.68	237.70
E	INSURANCE SERVICES	18,259.39	174,869.00	19,312.39	200,831.00	-5.45	-12.93
	i) Treaties and standing open cover-life	417.67	4,000.00	451.58	4,696.00	-7.51	-14.82
	ii) Surplus funds of foreign insurance cos.	6.16	59.00	0.00	0.00	100.00	100.00
	iii) Rev. surplus funds of f. Ins. Cos. -life	4.18	40.00	9.42	98.00	-55.63	-59.18
	iv) Insurance P & I Club	3,933.20	37,668.00	3,149.99	32,757.00	24.86	14.99
	v) Treaties and standing open cover-marine	1,241.94	11,894.00	1,207.99	12,562.00	2.81	-5.32
	vi) Accidental and health insurance services	999.17	9,569.00	886.91	9,223.00	12.66	3.75
	vii) Motor vehicle insurance	2.30	22.00	9.33	97.00	-75.35	-77.32
	viii)Surplus fund of foreign insurance Cos- Marine	26.73	256.00	145.30	1,511.00	-81.60	-83.06
	ix) Marine,aviation & other transport ins.	0.00	0.00	20.67	215.00	-100.00	-100.00
	x) Facultative reinsurance-life	2,811.54	26,926.00	1,782.08	18,532.00	57.77	45.29
	xi)Facultative reinsurance-marine	3,914.81	37,492.00	3,647.25	37,928.00	7.34	-1.15
	xii)Other non-life reinsurance services	3,537.55	33,879.00	6,444.90	67,021.00	-45.11	-49.45
	xiii) Auxiliary services	635.06	6,082.00	66.06	687.00	861.34	785.30
	xiv)Insurance under Foreign Economic Assistance	729.08	6,982.00	1,490.91	15,504.00	-51.10	-54.97

* Provisional

Source:- State Bank of Pakistan

10.25 Import of Services by Sectors (Detail) (Cumulative)

Rs. in Millions
Dollars in Thousands

SL. No.	Description	* July - March 2013 - 2014		July - March 2012 - 2013		% Change in July - March, 2013 - 2014 over July - March, 2012 - 2013	
		Rs	$	Rs	$	Rs	$
F	FINANCIAL SERVICES	15,050.16	144,135.00	8,428.05	87,644.00	78.57	64.46
	i) Bank commission and charges	13,749.44	131,678.00	7,950.41	82,677.00	72.94	59.27
	ii) Remittances for guarantees involved	478.33	4,581.00	45.68	475.00	947.13	864.42
	iii) Others financial services	822.39	7,876.00	431.96	4,492.00	90.39	75.33
G	COMPUTER AND INFORMATION SERVICES	13,189.24	126,313.00	14,307.32	148,783.00	-7.81	-15.10
	i) Hardware consultancy services	146.81	1,406.00	248.77	2,587.00	-40.99	-45.65
	ii) Software consultancy services	8,658.58	82,923.00	9,564.88	99,466.00	-9.48	-16.63
	iii) Maintenance & repairs of computer	528.46	5,061.00	466.68	4,853.00	13.24	4.29
	iv) Export of Computer Software	1,396.27	13,372.00	1,584.37	16,476.00	-11.87	-18.84
	v) Other computer services	986.43	9,447.00	1,381.18	14,363.00	-28.58	-34.23
	vi) Earnings of journalists / authors	666.49	6,383.00	513.70	5,342.00	29.74	19.49
	vii) Subscription to news papers/periodicals	763.08	7,308.00	520.33	5,411.00	46.65	35.06
	viii) News agents and correspondents	43.12	413.00	27.41	285.00	57.31	44.91
H	ROYALTIES AND LICENSE FEES	8,910.44	85,335.00	10,191.09	105,978.00	-12.57	-19.48
	i) Royalties and trade marks	8,910.44	85,335.00	10,191.09	105,978.00	-12.57	-19.48
	ii)Exchange cos.	0.00	0.00	0.00	0.00	0.00	0.00
I	OTHER BUSINESS SERVICES	117,531.83	1,125,599.00	129,120.53	1,342,735.00	-8.98	-16.17
	i) Merchanting services	153.70	1,472.00	66.64	693.00	130.64	112.41
	ii) Charter of ships without crew-op.leasing	3,311.38	31,713.00	2,680.62	27,876.00	23.53	13.76
	iii)Charter of air crafts without crew - op. leasing	3,580.99	34,295.00	1,931.13	20,082.00	85.43	70.77
	iv) Legal services	627.86	6,013.00	215.21	2,238.00	191.74	168.68
	v)A/c, audit, bookkeeping, tax cons. Ser.	117.26	1,123.00	72.99	759.00	60.65	47.96
	vi)Buss. & Mang. consult., and public rel.	5,252.18	50,300.00	1,749.00	18,188.00	200.30	176.56
	vii) Agency commission	14,146.33	135,479.00	13,593.80	141,363.00	4.06	-4.16
	viii) Printing charges of security documents	7.83	75.00	8.94	93.00	-12.42	-19.35
	ix) Processing and repair fees	70.48	675.00	101.84	1,059.00	-30.79	-36.26
	x) Adv., market res., & public opin. Poll.	3,210.41	30,746.00	1,644.76	17,104.00	95.19	79.76
	xi)Research and development Services	111.52	1,068.00	349.65	3,636.00	-68.11	-70.63
	xii)Architect., eng., and technical services	26,908.19	257,699.00	17,149.78	178,342.00	56.90	44.50
	xiii) Agri., mining, & on-site proc. services	171.56	1,643.00	7.40	77.00	2218.38	2033.77
	xiv) Receipt of sec. Deposits with tenders	1.88	18.00	3.27	34.00	-42.51	-47.06
	xv) Payments to journalists	38.22	366.00	15.48	161.00	146.90	127.33
	xvi)Technical fees to foreigners	21,504.50	205,948.00	32,400.07	336,931.00	-33.63	-38.88
	xvii) Miscellaneous services, n.s.e.	15,693.06	150,292.00	36,562.94	380,221.00	-57.08	-60.47
	xviii)Exchange Cos	25,791.03	247,000.00	22,021.18	229,000.00	17.12	7.86
	xix)Refund	-3,166.55	-30,326.00	-1,454.17	-15,122.00	117.76	100.54
J	PERSONAL, CULTURAL, AND RECREATIONAL SERV	334.14	3,200.00	221.27	2,301.00	51.01	39.07
	i) Audiovisual & related serv.-P.C.R serv.	155.48	1,489.00	146.84	1,527.00	5.88	-2.49
	ii) Payment to professional artisits	0.00	0.00	0.00	0.00	0.00	0.00
	iii)Other personal, cult., & rec. services	178.66	1,711.00	74.43	774.00	140.04	121.06
K	GOVERNMENT SERVICES, n.i.e.	37,646.14	360,536.00	64,007.46	665,619.00	-41.18	-45.83
	i) Foreign Missions	4,864.17	46,584.00	4,893.89	50,892.00	-0.61	-8.46
	ii) Military units and agencies	253.84	2,431.00	291.66	3,033.00	-12.97	-19.85
	iii)Govt. remitt. not specified elsewhere.	8,492.14	81,329.00	8,778.18	91,285.00	-3.26	-10.91
	iv)Remittances to Int. Organizations.	2,879.51	27,577.00	2,988.63	31,079.00	-3.65	-11.27
	v)Payment through int. bodies(Rs. A/c)	0.00	0.00	21,613.74	224,763.00	-100.00	-100.00
	vi)Expenditure of Pak Diplomatic Mission abroad	9,097.24	87,124.00	7,866.15	81,801.00	15.65	6.51
	vii)Technical Assistance	12,059.24	115,491.00	17,575.21	182,766.00	-31.38	-36.81

* Provisional

Source:- State Bank of Pakistan

REGIONAL AND FIELD OFFICES OF PAKISTAN BUREAU OF STATISTICS

PUNJAB

Chief Statistical Officer,
Regional Office,
Pakistan Bureau of Statistics,
Gul Plaza, (1st & 2nd Floor),
I.J. Principal Road,
Near Pindora Chungi,
Rawalpindi
Phone: 051– 4411528)
Fax 051 - 4410474

Statistical Officer (I/C),
Regional Office,
Pakistan Bureau of Statistics,
USAID Building,
Gurumangat Road,
Gulberg-III,
Lahore.
Phone & Fax:042-99263266
Email:lhrfbs@lhr.comsats.net.pk

Statistical Officer (I/C),
Regional Office,
Pakistan Bureau of Statistics,
House # 20, Block-T,
New Multan Colony, Rahim Chowk,
Masoom Shah Road,
Multan.
Phone & Fax:061-9220177
E-mail:muxfbs@brain.net.pk

Chief Statistical Officer,
Regional Office,
Pakistan Bureau of Statistics,
51-A, Satellite Town,
Gujranwala.
Phone & Fax: 055-9200418

Chief Statistical Officer,
Regional Office,
Pakistan Bureau of Statistics,
House # 04, Rehman Town,
Satyana Road,
Faisalabad.
Phone & Fax: 041-9220049
E-mail:fsdfbs@fsd.comsats.net.pk

Chief Statistical Officer,
Regional Office,
Pakistan Bureau of Statistics,
House # 100/27-C, Zaidi Road,
Satellite Town,
Sargodha
Phone & Fax:048-3220004

Chief Statistical Officer,
Regional Office,
Pakistan Bureau of Statistics,
House # 25/B.K.,
Satellite Town,
Bahawalpur.
Phone & Fax: 062-9250026

Statistical Officer(I/C),
Field Office,
Pakistan Bureau of Statistics,
Capital Road,
Near Masjid Abdur Rashid
Jinnah Town,
Sialkot.
Phone & Fax: 052 - 4262644
E-mail:sktfbs@skt.comsats.net.pk

Statistical Officer(I/C),
Field Office,
Pakistan Bureau of Statistics,
Building # 09-D-3(X)
Amar Colony,
Jhang Saddar.
Phone & Fax: 047-9200194

Statistical Officer(I/C),
Field Office.
Pakistan Bureau of Statistics,
House at Khasra #51/11/1/3/2
(G.F), Chak#9/W.B.(Behind
Cooperative Workshop),
Burawala Road,
Vehari.
Phone & Fax: 067-3364219

Statistical Officer (I/C),
Field Office,
Pakistan Bureau of Statistics,
House # 213/ D,
Mohallah Mir Abdullah Khan Rokri,
Mianwali.
Phone: 045-9231626
Fax: 045-9233700

Statistical Officer (I/C),
Field Office,
Pakistan Bureau of Statistics
House # 79(GF), Block#C,
Street # 2, Khyaban-e-Sarwar,
Dera Ghazi Khan.
Phone: 064-9239056

Statistical Officer(I/C),
Field Office,
Pakistan Bureau of Statistics,
House # 7, (G.F.), Street #1,
Azam Town, Mud Darbari,
Rahim Yar Khan.
Phone & Fax: 068-5871754

Statistical Officer (I/C),
Field Office,
Pakistan Bureau of Statistics,
House # 43 B-7, Gulistan Colony,
Near Govt. Girls College
Sahiwal.
Phone: 040-9200242

Statistical Officer(I/C),
Field Office,
Pakistan Bureau of Statistics,
Building # 192, Khan Baba Road,
Bahawalnagar.
Phone & Fax: 063-9240049

SINDH:

Chief Statistical Officer,
Regional Office,
Pakistan Bureau of Statistics,
1-B, S.M.C.H. Society
Karachi.
Phone & Fax: 021- 34557933
Email:khifbs@khi.comsats.net.pk

Chief Statistical Officer,
Regional Office,
Pakistan Bureau of Statistics,
Bunglow # A-46, G.O.R. Colony,
Unit # 1, Latifabad,
Hyderabad.
Fax & Phone: 022-9200641

Chief Statistical Officer,
Regional Office,
Pakistan Bureau of Statistics,
Bunglow # 10-A,
Professor Housing Society,
Shikarpur Road,
Sukkur.
Phone & Fax: 071-5807132

Chief Statistical Officer,
Regional Office,
Pakistan Bureau of Statistics,
Building # 45/17, Ward "C",
Near Shah Latif Market,
Lohari Mohallah,
Larkana.
(Phone: 074-9410010)
Fax:074-4054438

Statistical Officer(I/C),
Field Office,
Pakistan Bureau of Statistics,
House # 180,
Um-e-Hain, Near satari
Cotton Factory, Ring Road
Mirpur Khas.
Phone & Fax: -0233-923096

Statistical Officer(I/C),
Field Office,
Pakistan Bureau of Statistics,
House # 68, Mubariak Colony,
Jam sahib Road,
Nawabshah.
Phone & Fax: 0244-9370311

Statistical Officer(I/C),
Field Office,
Pakistan Bureau of Statistics,
House # 199 Marakhpur,
Opp. DHO Office,
Sehwan Road, Dadu Town,
Dadu.
Phone & Fax: 025-9200345

Statistical Officer(I/C),
Field Office,
Pakistan Bureau of Statistics,
House # 292-I, 1st Family line,
Shah Abdul Latif Road,
Near Rifil Naka,
Jacobabad.
Phone : 0722-653403

KHYBER PAKHTOON KHWA

Chief Statistical Officer,
Regional Office,
Pakistan Bureau of Statistics,
State Life Insurance Building,
2nd Floor, 34-The Mall,
Peshawar Cantt.
Phone: 091-9213097
Fax – 091-9213098
E-mail:pshfbs@pes.comsats.net.pk

Chief Statistical Officer,
Regional Office,
Pakistan Bureau of Statistics,
Building #558-D,
Mohallah Ghazni Khel,
Bannu.
Phone & Fax: 0928-9270191

Statistical Officer (I/C),
Regional Office,
Pakistan Bureau of Statistics,
Shams-ur-Rehman Building,
Near Nadra Office, Rahimabad,
G.T. Road,
Mingora/Swat.
Phone: 0946-9240283

Chief Statistical Officer,
Regional Office,
Pakistan Bureau of Statistics,
Bunglow # 896, Mansehra Road,
Post office Jhangi,
Abbottabad.
Phone & Fax: 0992-9310231

Chief Statistical Officer,
Regional Office,
Pakistan Bureau of Statistics,
House # A-3,
Shah Jhan Sheed Town,
Near Coach Adda of Bannu
Dera Ismail Khan,
Phone:0966-9280279

BALOCHISTAN:

Chief Statistical Officer,
Regional Office,
Pakistan Bureau of Statistics,
Chandio House No.2,
Arbab Karam Khan Road,
Near Elementary College,
Quetta.
Phone: 081-9239804
Fax:081-2471126

Statistical Officer(I/C),
Field Office,
Pakistan Bureau of Statistics,
Dak Khana Road, Near Civil Hospital,
Singani Sar,
Turbat.
Phone: 0852-412267
Fax:0852-413383

Statistical Officer (I/C),
Field Office,
Pakistan Bureau of Statistics,
Haroon Market,
Opp:Girls High School,
Hospital Road,
Khuzdar.
Phone & Fax: 0848-412760

Statistical Officer (I/C),
Field Office,
Pakistan Bureau of Statistics,
Building # 2-II/E,
Hazara Mohallah,
Loralai.
Phone & Fax: 0824-660560

NORTHERN AREAS:

Statistical Officer (I/C),
Field Office,
Pakistan Bureau of Statistics,
Madina Supper Market,
Near Taj Hotel,
Gilgit.
Phone & Fax: 05811-920762

AZAD KASHMIR:

Chief Statistical officer,
Regional Office,
Pakistan Bureau of Statistics,
Street # 13, D-38,
Upper Chattar Housing Scheme
Muzaffarabad.
Phone & Fax: 05822-921113

SYMBOLS, ABBREVIATIONS AND CONVERSION

E	Estimated
P/*	Provisional, Preliminary
R/r	Revised
-	Nil
..	Negligible
…	Not available
%	Percentage
Admn	Administration
ALOOCHA	A kind of fruit
ARVI	A type of root vegetable
AV.	Average
BABUL	A kind of fire wood
BBLS.	Barrels
BIRYANI	A dish of rice prepared
BOT.	Bottle
CAP.	Capsule
CFT.	Cubic feet
CH.	Charge
CHAPATI	A kind of bread
CIG.	Cigarette
Comm.	Communication
CRT.	Carton / Crate
CUM./CM.	Cubic meter
DESI.	Indigenous
Distt.	Distribution
DOZ	Dozen
ENG.	English
EX.	Exercise
GLS.	Glass
GM.	Gram
H.OP.	Hand operated
HP.	Horse power
INJ.	Injection
KHADDI	Hand-loom
KIKAR	A kind of fire wood
KG.	Kilogram
KM.	Kilometer
KORMA	A variety of meat curry
KWH.	Kilowatt / hour
LB.	Pound
LTR.	Litre
LUNGI	A kind of cloth
MALTA & MOSAMBI	A variety of Orange
MED.	Medium
MG.	Milligram
MMCFT.	Million cubic feet
MN.	Million
M/o.	Ministry of
MTR.	Meter
MT.	Metric Ton
ML.	Milliliter
NES.	Not else where specified
NO.	Number
NR.	Not reported
N.S.	Not specified
PKT.	Packet
PC.	Piece
QLTY.	Quality
QTY.	Quantity
RASGULLA	A form of sweetmeat
R.P.M.	Revolution per minute
RS.	Rupees
SAMOSA	A form of patty
SHAL.	Shalwar
SHEESHAM	A variety of sup. Qlty. Wood.
Sq.	Square
SQM.	Square meter
SUP.	Superior
STND.	Standard
SQFT.	Square feet
SYN.	Synthetic
THNO.	Thousand number
TAB.	Table
TANDOORI	Oven-Baked
TKT.	Ticket
TL.	Tube light
TOTA.	Broken rice
UNI.	Uniform
Urd.	Urdu
VEG.	Vegetable
W.	Watt

One Metric Ton	2004	Lbs.
	1000	Kgs
One Ton	1.0160	M.Tons
(2240 Lbs.)	27.22	Maunds
	1016.04	Kgs.
	1.0610	M. Tons
	20	Hundred weight
One Pound	0.4536	Kg.
	16	Oz.
	0.4861	Seer
One Ounce	28.35	Gms.
One Kilogram	2.2046	Lbs.
	0.0197	Hundred weight
	0.0268	Maund
	1.0717	Seers
One Hundred weight		
(112 Lbs.)	50.8932	Kgs.
	1.3610	Maunds
One Gram	0.0857	Tola
One Tonne	0.9842	Long Ton
	1.1023	Short Ton
One Bale (Cotton)	170.0971	Kilograms
(375 Lbs.)	4.5571	Maunds

LIQUID

One Imperial (Gallon)	4.5435	Ltrs.
One Litre	0.2199	Imperial Gallon

LENGTH

One Mile	1.6093	Kms.
	1760	Yards
One Yard	0.9144	Meter
One Foot	0.3048	Meter
One Kilometer	0.6214	mile
One Meter	1.0936	Yards
One Square Mile	2.5899	Sq. Kilometer
	640	Acres
	258.9984	Hectares
One Acre	.4074	Hectare
	4840	Sq. Yards.
One Square Kilometer	0.3861	Sq. Mile
	100	Hectares
One Hectare	2.4711	Acres
One Square Yards	0.8361	Sq. meter.
One Cubic Meter	35.3147	Cubic feet

SELECTED PUBLICATIONS OF PAKISTAN BUREAU OF STATISTICS

01. Monthly Bulletin of Statistics
02. Review of Foreign Trade
03. Pakistan Statistical Pocket Book
04. Pakistan Statistical Yearbook
05. Foreign Trade Statistics of Pakistan Imports (two volumes)
06. Foreign Trade Statistics of Pakistan Exports (one volume)
07. Labour Force Survey
08. Brochure of National Accounts
09. Pakistan Demographic Survey
10. Census of Manufacturing Industries
11. Survey of Small Household Manufacturing Industries
12. Rent Survey of Dwellings
13. Socio Economic Indicators at District Level (Punjab, Sindh, Khyber Pakhtoon Khwa & Balochistan)
14. Census of Private Educational Institutions in Pakistan
15. Census of Software Industry and related services of Pakistan
16. Supply & Use Table of Pakistan
17. Mechanized Road Transport Survey
18. Survey of Private Recreational, Cultural & Entertainment Services
19. Survey of Private Laundry, Dry Cleaning & Dyeing Services
20. Survey of Private Medical, Dental & Other Health Services
21. Survey of Private Educational Services
22. Pakistan, 2000 – An Official Hand Book on Statistics
23. 50 Years of Pakistan in Statistics (Four Volumes)
24. Pakistan Social & Living Standard Measurement Survey National/Provincial
25. Household Integrated Economic Survey (HIES) National/Provincial

SALE CENTERS WHERE PAKISTAN BUREAU OF STATISTICS PUBLICATIONS ARE AVAILABLE

ISLAMABAD
6 – Mauve Area, G-8/4.
Taleemi Chowk
Phone # 051 - 926 11 25
051 - 226 13 72

RAWALPINDI
NBF Book Shop
178-B, Sarwar Road,
Rawalpindi Cantt.
Phone # 051 – 927 25 30

WAH CANTT
NBF Book Shop
Central Library Premises
Phone # 051- 931 40 04

LAHORE
NBF Book Shop
56/57 Shadman Colony,
Shadman Market,
Phone # 042 – 755 01 61 &
753 03 29
Fax # 042 – 758 77 35

FAISALABAD
NBF Book Shop
Shop No.10,
Hashmi Hall Shopping Centre,
University of Agriculture,
Phone # 041 – 264 81 79

MULTAN
NBF Book Shop
Plot # 4-5-6, M.D.A. Road,
Near Multan Art Council
Phone # 061 – 920 12 81

BAHAWALPUR
NBF Book Shop
Quaid-e-Azam Medical College,
Near Library.
Cell # 0301 – 724 76 13

PESHAWAR
NBF Book Shop
Phase-V, Sector B-2,
Plot No.36-37,
Hayatabad.
Phone # 091 – 589 27 44
921 72 73
Fax # 091 921 72 73

NBF Book Shop
48/D, F-6, Jamrud Road,
University Town,
Phone # 091 – 921 69 03
Fax # 091 – 921 69 04

BANNU
Old Municipal Library Premises,
Near to Qazi Muhib Stadium,
Cell # 0346 – 915 50 18

KOHAT
3rd Block, 1st Floor,
Distt. Govt. Complex

D.I. KHAN
NBF Book Shop
C/o. Executive Distt. Officer,
Literacy, Sports and Education,
Phone # 0961 – 928 01 29

ABBOTABAD
Public Library
1st Floor, Jalal Baba Auditorium,
Phone # 0992 – 931 02 91

KARACHI
National Book Foundation
(Regional Office)
Liaquat Memorial Library Premises,
Ground Floor, Stadium Road,
Phone # 021– 923 18 06 & 923 10 88
Fax # 923 10 89

HYDERABAD
NBF Book Shop
GOR Colony,
C-22, Latifabad No.1,
Phone # 022 – 931 08 92

JAMSHORO
Shop No.14, Liaquat University of
Medical & Health Science

NAWABSHAH
M.H. Khawaja DC High School,
Opp. NMC Hospital Road
Cell # 0301 – 389 58 46

SUKKUR
Public Library
Old Sukkur,
Phone # 071 – 562 51 03

LARKANA
NBF Book Shop
Chandka Medical College
Main Gate
Phone # 0741-941 02 29

JACOBABAD
Red Crescent Building,
Near T.B. Hospital
Phone # 0722 – 65 08 17

QUETTA
NBF Book Shop
3-7/5, Faiz Muhammad Road,
Phone # 081 - 920 15 70
Fax # 081 - 920 18 69

PUBLISHED ON BEHALF OF NATIONAL BOOK FOUNDATION
PRINTED AT REPRODUCTION & PRINTING UNIT, PBS, KARACHI