MONTHLY BULLETIN OF STATISTICS 2021

NOVEMBER

Government of Pakistan
Ministry of Planning Development & Special Initiatives
Pakistan Bureau of Statistics

PBS-22(11/2021) Vol. 69
100

PAKISTAN BUREAU OF STATISTICS
Government of Pakistan

MONTHLY BULLETIN OF STATISTICS 2021

NOVEMBER

Government of Pakistan
Ministry of Planning Development & Special Initiatives
Pakistan Bureau of Statistics

Price :Rs.600

PREFACE

The Bulletin of Statistics, Monthly Publication of the Pakistan Bureau of Statistics provide important statistics in respect of social, economic and financial sectors of the economy at aggregate as well as sectoral levels. The Bulletin contains data relating to Population, National Accounts, Agriculture, Manufacturing, Prices, Balance of Payments, Public Finance, Education, Energy & Mining, Foreign Economic Assistance, Foreign Trade, Health, Insurance, Labour, Transport & Communication, Social & Culture ect. It also provides different types of indices on agriculture, manufacturing, prices, trade and labour productivity. Charts and graphs have also been provided to selected tables to make the data readily intelligible.

2. The Bulletin contains data on monthly and in some instances on annual basis. The annual data series are on fiscal year basis i.e. from July to June unless otherwise specified. Monthly data series of trade and industry are published with a time lag of 45 days required for data collection, compilation, cleaning, processing, tabulating and printing. Figures may not add up to the totals owing to rounding. Statistics that are compiled in the Pakistan Bureau of Statistics are presented without citation whereas those compiled by other agencies carry a source note below the tables.

3. Efforts have been made to produce this Bulletin as a comprehensive, informative and useful document for decision makers, researchers, planners, economists and other groups of beneficiaries. It is hoped that the users will find this Bulletin useful.

4. Suggestions for further improvement will be highly appreciated and welcomed.

ABDUL AZIZ UQAILI
Secretary

ABDUL AZIZ UQAILI
Secretary

Government of Pakistan
Ministry of Planning
Development & Reform

'P' Block,
Pakistan Secretariat,
Islamabad.

Tel : 051-9212831 – 051-9206444
Fax: 051-9202704
E-mail: secretary@pc.gov.pk.

DR. NAEEM-UZ-ZAFAR
Chief Statistician

Government of Pakistan
Pakistan Bureau of Statistics

Statistics House
21-Mauve Area
G-9/1
Islamabad.

Tel : 051-9106652
Fax: 051-9106518
E-mail: member_ss@.gov.pk.

PAKISTAN BUREAU OF STATISTICS
STATISTICS HOUSE, 21-MAUVE AREA
G-9/1 - ISLAMABAD
Website: www.pbs.gov.pk.

		Office	Residence
Dr. Bahrawar Jan	Deputy Director General (Industry/Trade/Price)	051-9106550	0301-5965180
Dr. Amjad Javaid	Deputy Director General (Admn) & DG (Admn)	051-9106555	0333-4113017
Mr. Fazil Mehmood Baig	Deputy Director General (National Account)	051-9106575	0333-5159850
Mrs. Rabia Awan	Deputy Director General (PSLM & CPMU)	051-9106581	0345-5266697
Mr. Muhammad Bashir Janjua	Joint Census Commissioner (Admn.)	051-9106565	0321-5184936
Syed Abdul Qader Shah	Director (Eco. Census/Industry)	051-9106559	0333-5598104
Mr. Bahadar Khan	Director (Administration)	051-9106585	0333-9444920
Mr. Attiq-ur-Rehman	Director (National Accounts)	051-9106553	0346-9579700
Mr. Rizwan Bashir	Director (Sample Design)	051-9106530	0333-5139414
Ms. Sobia Munawar	Director (DP)	051-9106525	0335-6500078
Ms. Rizwana Siddique (On Deputation)	Director(Statistics)		0333-5221042
Mr. Naseer Ahmed	Director (Price)	051-9106541	0300-9462425
Mr. Imran Saleem	Director (CP&L)	051-9106551	0322-4509845
Mr. Muhammad Suhaib	Director (National Account-II)	051-9106576	0300-3828292
Mr. Rafique Hussain	Director (Field Services)	051-9106538	0300-5100256
Mr. Muhammad Ehtesham	Director DP (Web Section & IT Infrastructure)	051-9106574	0331-5156717
Mr. Muhammad Yasir Ishfaq	Director (DP Centre)	051-9106573	0301-5555942
Mr. Naveed Iqbal	Joint Agricultural Census Commissioner (AC)	051-9106586	0300-8701902

TRAINING WING

Ms. Aisha Sajid	Instructor	051-9106650	--

PAKISTAN BUREAU OF STATISTICS
1-B, S.M.C.H. SOCIETY KARACHI – 74400
E-mail: pbsadmnkarachi@gmail.com

Mr. Munwar Ali Ghanghro	Director (Incharge)	021-99225205 Fax:021-99225202	0333-7145366
Mr. Azizullah Bhatti	Director (DP Centre)	021-99225217	0336-5997131

(Regional Office) KARACHI

Mr. Faraz Muslim	Statistical Officer (Incharge)	021-99225214	0333-3028006

PAKISTAN BUREAU OF STATISTICS
USAID BUILDING GURU MANGAT ROAD, GULBERG-III, LAHORE
E-maill: lhrfbs@lhr.comsats.net.pk

Mr. Waseem Abbas	Director	042-99263173 Fax: 99263173	0333-6550630
Mr. Tariq Bashir	Joint Agriculture Census Commissioner	042-99263178	0333-4336496

(Regional Office) LAHORE

Mr. Muhammad Shahid	Chief Statistical Officer	042-99263266 Fax:042-99263266	0345-4169987

PAKISTAN BUREAU OF STATISTICS
2nd Floor, State Life Insurance Cooperative Buliding
34 – The Mall Peshwar Cantt.

Mr. Shaukat Ali Khan	Director (Incharge)	091-9213097	0302-5040309
Mr. Abdullah Khan	Statistical Officer	091-9213097 Fax:091-9213098	--

PAKISTAN BUREAU OF STATISTICS
4th Floor, Jasmine Arcade, Trade Centre
Fakhar-e-Alam Road, Peshwar Cantt.

Mr. Akhtar Ali Khan	Deputy Census Commissioner	091-9212631 Fax:091-9211097	0333-9113566

(Regional Office) QUETTA

Syed Roohullah	Chief Statistical Officer	081-9211859 Fax:081-9211494	0300-3885980

(Field Office) GILGIT

Syed Rahat Ali	Chief Statistical Officer	05811-920762 Fax:05811-920762	0300-0910460

(Regional Office) AZAD KASHMIR

Sayyed Anwar	Statistical Officer	05822-924126 Fax: 05822-924126	0300-0910460

(Presentation, Reproduction & Printing) KARACHI
pbskarachipp@gmail.com

Mr. Shakeel Qadeer	Chief System Analyst	021-99225209	021-35836029
Syed Fazal Alam	Statistical Officer	021-99225215	0345-2294290
Mian M. Jawaid Akhtar Kamboh	Technical Officer	021-99225220	0345-3249012

CONTENTS

**	KEY INDICATORS		III
1.	BALANCE OF PAYMENT		
	1.1	Country wise Workers Remittances	01
	1.2	Month wise Workers Remittances	04
	1.3	Exchange Rates Pak. Rupees in Terms of one Unit of Foreign Currency	05
2.	CLIMATE		
	2.1	Temperature at Selected Stations	07
	2.2	Rainfall at Selected Stations	09
3.	ENERGY & MINING		
	3.1	Production of Crude Oil	11
	3.2	Production of Natural Gas	15
	3.3	Company Wise Production of Crude Oil and Natural Gas	20
	3.4	Province Wise Production of Crude Oil and Natural Gas	20
	3.5	Production of Crude Oil, Natural Gas and Electricity	21
	3.6	Mineral Production	22
4.	HEALTH		
	4.1(a)	Monthly Immunization Coverage Number of Doses Administered (0-11 month) Children	25
	4.1(b)	Monthly Immunization Coverage Number of Doses Administered (12-23 months) Children	27
	4.1(c)	Monthly Immunization Coverage Number of T.T Doses Administered to Women	28
	4.2	Monthly Report of HIV Treatment Centre	29
	4.3(a)	Registered Veterinary Medical Practitioner with PVMC	30
	4.3(b)	Registered Animal Husbandry Graduate with PVMC	31
	4.4	Tuberculosis Report (FTI)	32
5.	MANUFACTURING		
	5.1	Quantum Index Numbers of Large-scale Manufacturing Industries	33
	5.2	Production of Manufacturing Items	35
6.	MONEY & CREDIT		
	6.1	Reserve Money	49
7.	PRICE		
	7.1	Price Indices (General) with Percentage Change	53
	7.2	Combined Sensitive Price Indicator (SPI) by Quantile	54
	7.3.1	Combined Urban Consumer Price Index Numbers by Commodity Groups	55
	7.3.2	Combined Rural Consumer Price Index Numbers by Commodity Groups	56
	7.4.1	Annexure A:CPI (Urban) Index Numbers by Commodity Groups & Commodities (2015-16=100)	57
	7.4.2	Annexure B:CPI (Rural) Index Numbers by Commodity Groups & Commodities (2015-16=100)	59
	7.5.1	Combined CPI Numbers by Expenditure Quintiles and Commodity Groups (2015-16=100)	61
	7.5.2	Combined RPI Numbers by Expenditure Quintiles and Commodity Groups (2015-16=100)	61
	7.6	Index Numbers of Wholesale Prices by Commodity Groups	62
	7.7	Index Numbers of Wholesale Prices by Commodities	63
	7.8	Intercity Wholesale Prices of Selected Commodities	64
	7.9.1	Urban Inter-City Consumer Prices of Construction and Energy Items	99
	7.9.2	Rural Inter-City Consumer Prices of Construction and Energy Items	100
	7.10	Intercity Consumer Prices	101

Contd.

8. PUBLIC FINANCE

8.1	Customs Revenue Receipts	165

9. SOCIAL

9.1	Data on Traffic Accidents	169
9.2	Data on Telecommunication	172
9.3	Visitors at Archaeological Museums in Pakistan	173
9.4	Visitors at Heritage Sites in Pakistan	174

10. TRADE

10.1	Value of Foreign Trade	175
10.2	Exports by Commodity/Group	176
10.3	Imports by Commodity/Group	178
10.4	Exports of Selected Commodities in Dollars	179
10.5	Exports of Selected Commodities in Rupees	181
10.6	Imports of Selected Commodities in Dollars	183
10.7	Imports of Selected Commodities in Rupees	185
10.8	Exports by Economic Categories (Summary)	187
10.9	Exports by Economic Categories (Details)	188
10.10	Imports by Economic Categories (Summary)	189
10.11	Imports by Economic Categories (Details)	190
10.12	Exports by Areas and Countries/Territories	258
10.13	Re-exports by Areas and Countries/Territories	262
10.14	Imports by Areas and Countries/Territories	264
10.15	Re-imports by Areas and Countries/Territories	268
10.16	Annual and Quarterly Terms of Trade and Unit Value Indices of Exports and Imports (1990-91=100)	269
10.17	Index Numbers of Unit Value of Exports by Groups (1990-91=100)	270
10.18	Index numbers of unit value of imports by groups (1990-91=100)	271
10.19	Index Numbers of Quantum of Exports by Groups (1990-91=100)	272
10.20	Index Numbers of Quantum of Imports by Groups (1990-91=100)	273
10.21	Trade in Services (Summary)	274
10.22	Export of Services by Sector (Detail) Monthly	275
10.23	Import of Services by Sector (Detailed) Monthly	277
10.24	Import by Sector (Detailed)	279
10.25	Import of Services by Sector (Detailed)	281

Regional and Field Offices of Pakistan Bureau of Statistics

Symbols, Abbreviations and Conversions

Selected Publications of Pakistan Bureau of Statistics

Sale Centres where PBS Publications are available

KEY INDICATORS

YEARLY

ECONOMIC INDICATORS

(2020- 2021)

1	Inflation	8.25%
2	Balance of Trade	(-) $ 31.076 billion
3	Value of Exports	$ 25.304 billion
4	Value of Imports	$ 56.380 billion
5	Total Workers Remittances	$ 23120.98 million
6	Reserve Money	Rs. 7679639 million
7	Currency in Circulation	Rs. 6142016 million
8	Consumer Price Index (CPI with Base 2015-2016) (July-Feb (2020-2021)	139.62
9	Agricultural Sector Growth (P)	3.31%
10	Industrial Sector Growth (P)	3.77%
11	Services Sector Growth (P)	0.55%
12	GDP Growth Rate at Constant Basic Prices (Real) (P)	0.47%
13	GNI Growth Rate at Constant Prices (P)	0.64%
14	Per Capita Income (P)	$ 1361
15	Large Scale Manufacturing Sector (LSMI) Growth (2020-2021)	14.92%
16	Quantum Index Number (LSMI with Base 2005-2006)(2020-2021)	148.80
17	Imports Duty	Rs. 538076.30 million
18	Exports Duty	Rs. 1145.08 million
19	Foreign Exchange Reserves	$ 18640 million
20 *	Overall Balance of Payment Surplus/Deficit	$ -13830 million

SOCIAL INDICATORS

1 **	Population (2017)		207.774520 million
		Male	106.49 million
		Female	101.31 million
2	Natural Growth Rate (PDS- 2007)		1.88%
3 **	Population Growth Rate (2016)		1.89%
4	Dependency Ratio (PDS-2007)		81.5
5 ***	Mean Size of Household (2012-13)		6.3

* BOP as per BPM6 in million USD.
** Economic Survey
*** PSLM Survey

Contd.

MONTHLY

ECONOMIC INDICATORS

September, 2021

1	Value of Exports	$ 2408.990million
2	Value of Imports	$ 6563.246 million
3	Balance of Trade	(-)$ 415.256 million

October, 2021

1	Growth in Quantum Index Manufacturing (LSMI)	5.1%
2	Quantum Index of Manufacturing (LSMI with Base 2005-2006)	116.6
3	Consumer Price Index (National) (Base Year 2015-16)	153.61
	i) Urban Coonsumer Price (UCPI)	152.59
	ii) Rural Price Index	155.15
4	Wholesale Price Index (WPI)	182.62
5	Sensitive Price Index Inducator (Base Year 2015-16)	171.43
6	Growth Rate	
	A. CPI	1.90%
	UCPI	1.67%
	RPI	2.25%
	B. WPI	4.24%
	C. SPI	2.15%
7	Exports Duty	Rs. 37.05 million
8	Imports Duty	Rs. 69573.46 million
9	Reserve Money	Rs. 8607929 million
10	Currency in Circulation	Rs. 7134118 million
11	Exchange Rate of Pak Rupees in terms of one unit US Dollar	1 $ = Rs.171.6948
12	Country-wise Workers Remittances (including Hajj & War Compensation)	$2517.66 million

Source: i) Pakistan Bureau of Statistics.
ii) State Bank of Pakistan.
iii) Economic Survey of Pakistan.

1. BALANCE OF PAYMENT

1.1 Country Wise Workers Remittances (Including Hajj and War Compensation)

(Provisional)
(Million US Dollars)

Item	Oct., 2020	Nov., 2020	Dec., 2020	Jan., 2021
I. Cash	2284.20	2338.80	2437.10	2256.90
1 USA	183.30	185.20	203.20	202.20
2 UK	278.50	286.30	326.90	301.50
3 Saudi Arabia	634.70	615.10	624.80	549.90
4 UAE	504.10	519.50	511.60	487.10
Dubai	442.40	452.30	452.10	429.70
Abu Dhabi	55.30	60.70	51.50	49.90
Sharjah	4.70	4.60	5.50	5.70
Other	1.70	1.90	2.50	1.80
5 Other GCC Countries	272.80	281.40	278.60	269.20
Bahrain	38.30	38.60	40.00	37.00
Kawait	74.30	73.00	74.70	73.70
Qatar	67.50	77.30	74.70	72.70
Oman	92.70	92.50	89.20	85.80
6 EU Countries	203.20	219.30	245.90	228.40
Germany	30.10	34.90	36.50	44.00
France	33.10	34.90	39.30	34.00
Netherland	3.30	3.30	4.30	3.50
Spain	29.90	31.90	35.00	31.70
Italy	45.90	47.10	56.00	48.20
Greece	18.10	21.30	26.20	24.30
Sweden	4.30	4.80	6.30	4.90
Denmark	8.10	5.30	5.60	6.10
Ireland	12.70	16.00	14.40	11.30
Belgium	17.70	19.80	22.30	20.40
7 Malaysia	17.00	17.30	16.80	14.50
8 Norway	7.20	8.20	11.00	8.50
9 Switzerland	2.80	4.70	4.50	3.40
10 Australia	43.20	48.00	57.20	51.70
11 Canada	39.20	41.30	47.90	46.80
12 Japan	7.30	7.20	7.90	6.20
13 Other Countries	90.80	105.10	100.60	87.40
II. Encashment and Profit in Pak. Rs. of Foreign Exchange Bearer Certificates(FEBCs) and Foreign Currency Bearer Certificate(FCBCs)	0.00	0.00	0.00	0.00
TOTAL (I + II)	2284.00	2338.80	2437.10	2256.90

Contd.

1.1 Country Wise Workers Remittances (Including Hajj and War Compensation)

(Provisional)
(Million US Dollars)

Item	Feb., 2021	Mar., 2021	Apr., 2021	May, 2021
I. Cash	2250.50	2703.30	2778.20	2490.60
1 USA	209.80	282.70	314.90	260.90
2 UK	346.70	369.90	431.10	365.00
3 Saudi Arabia	528.70	684.00	664.50	614.10
4 UAE	483.80	581.40	549.40	512.50
Dubai	425.60	447.30	432.10	411.60
Abu Dhabi	51.40	125.30	107.40	91.90
Sharjah	5.20	6.90	8.40	7.70
Other	1.60	1.90	1.50	1.30
5 Other GCC Countries	254.40	311.70	297.30	261.50
Bahrain	38.00	44.60	39.80	35.80
Kawait	63.60	76.60	78.50	65.00
Qatar	71.00	90.20	84.60	72.40
Oman	81.90	100.40	94.40	88.30
6 EU Countries	207.90	234.00	251.50	243.60
Germany	33.60	36.70	40.00	36.50
France	33.70	38.20	38.30	37.80
Netherland	3.70	4.10	4.80	4.70
Spain	29.80	33.70	36.50	36.30
Italy	44.50	49.80	51.70	53.40
Greece	22.20	23.50	26.60	27.60
Sweden	5.30	5.80	6.40	5.30
Denmark	5.40	6.20	7.50	6.40
Ireland	11.60	13.60	13.90	12.10
Belgium	18.10	22.40	25.80	23.50
7 Malaysia	15.60	16.90	19.80	16.70
8 Norway	8.80	9.40	12.00	9.10
9 Switzerland	2.00	3.30	5.00	3.40
10 Australia	49.80	48.20	56.50	46.60
11 Canada	44.90	54.80	69.80	63.20
12 Japan	6.50	7.00	7.10	5.50
13 Other Countries	91.60	100.00	99.70	88.60
II. Encashment and Profit in Pak. Rs. of Foreign Exchange Bearer Certificates(FEBCs) and Foreign Currency Bearer Certificate(FCBCs)	0.00	0.00	0.00	0.00
TOTAL (I + II)	2250.50	2703.30	2778.20	2490.60

* Data have been revised for FY19

Contd.

1.1 Country Wise Workers Remittances (Including Hajj and War Compensation)

(Provisional)
(Million US Dollars)

	Item	Jun., 2021	Jul., 2021	Aug., 2021	Sep., 2021	Oct., 2021
I.	Cash	2688.00	2707.20	2657.50	2669.71	2517.66
1	USA	279.10	311.81	279.21	245.05	231.80
2	UK	375.80	392.89	352.77	370.19	346.72
3	Saudi Arabia	670.70	640.78	694.19	690.98	655.42
4	UAE	543.90	530.64	512.28	502.00	455.92
	Dubai	430.60	411.40	405.90	360.03	359.80
	Abu Dhabi	100.40	111.40	99.89	135.96	89.86
	Sharjah	11.10	6.59	5.32	4.47	4.81
	Other	1.80	1.25	1.17	1.54	1.45
5	Other GCC Countries	298.20	293.81	289.19	297.66	285.62
	Bahrain	39.10	40.58	40.84	42.94	42.56
	Kawait	79.90	77.40	74.76	79.82	79.37
	Qatar	81.20	78.37	81.23	79.71	76.82
	Oman	98.00	97.46	92.36	95.19	86.87
6	EU Countries	274.30	298.22	291.83	299.09	291.09
	Germany	40.80	43.31	42.36	45.13	42.63
	France	40.50	42.93	42.93	44.50	43.06
	Netherland	4.60	5.48	4.73	4.48	4.90
	Spain	40.30	45.33	44.78	45.00	44.30
	Italy	66.90	74.53	76.72	77.43	75.03
	Greece	30.80	31.63	31.39	32.05	30.89
	Sweden	5.90	6.54	6.02	6.45	6.75
	Denmark	6.10	7.14	5.44	6.09	5.99
	Ireland	12.60	13.79	12.38	13.23	13.25
	Belgium	25.80	27.54	25.08	24.73	24.29
7	Malaysia	12.80	11.05	10.66	11.65	11.89
8	Norway	11.30	10.30	10.78	13.19	12.30
9	Switzerland	3.40	4.31	3.91	3.32	3.87
10	Australia	51.10	51.94	57.84	71.80	74.87
11	Canada	60.80	57.39	51.34	53.75	54.18
12	Japan	6.70	7.21	5.94	6.60	6.08
13	Other Countries	99.90	96.85	97.56	104.43	87.90
II.	Encashment and Profit in Pak. Rs. of Foreign Exchange Bearer Certificates(FEBCs) and Foreign Currency Bearer Certificate(FCBCs)	0.00	0.00	0.00	0.00	0.00
	TOTAL (I + II)	2688.00	2707.20	2657.50	2669.71	2517.66

Note: Item has been revised / extended by the State Bank of Pakistan.

Source: State Bank of Pakistan.

1.2 Month Wise Workers Remittances

(Million US)

Monthly Cash Inflow (Including Foreign Exchange Bearer Certificates & Foreign Currency Bearer Certificates)	2020-21	2019-20 (R)	YOY growth (percent)	
			2020-21	2019-20 (R)
July. (R)	2764.0	2028.3	36.3	2.7
Aug.(R)	2095.2	1684.0	24.4	-19.2
Sep.(R)	2284.0	1740.3	31.2	17.6
Oct.	2284.2	2001.2	14.1	-2.5
Nov.	2338.8	1821.5	28.4	9.9
Dec.	2437.1	2097.1	16.2	20.5
Jan.(R)	2256.9	1907.0	18.3	9.9
Feb.(R)	2250.5	1824.8	23.3	16.0
Mar.(R)	2703.3	1904.7	41.9	9.9
Apr.	2778.2	1785.1	55.6	0.8
May.	2490.6	1865.2	33.5	-19.0
Jun.	2688.0	2473.3	8.7	51.1
Jul.- Jun.	29370.8	23132.5	27.0	6.4
Monthly average for period Jul.- Jun.	2447.6	1927.7	27.0	6.4

Monthly Cash Inflow (Including Foreign Exchange Bearer Certificates & Foreign Currency Bearer Certificates)	2021-22	2020-21	YOY growth (percent)	
			2021-22	2020-21
July.	2707.20	2764.00	-2.05	36.27
Aug.	2657.50	2095.20	26.84	24.42
Sep.	2669.71	2284.00	16.89	31.24
Oct.	2517.66	2284.20	10.22	14.14
Nov.		2338.80		28.40
Dec.		2437.10		16.21
Jan.		2256.90		18.35
Feb.		2250.50		23.33
Mar.		2703.30		41.93
Apr.		2778.20		55.63
May.		2490.60		33.53
Jun.		2688.00		8.68
Jul.- Jun.	10552.07	29370.80		26.97
Monthly average for period Jul.- Jun.	2638.02	2447.57	7.78	26.97

R=Revised
P=Provisional

Source: State Bank of Pakistan.

1.3 Exchange Rates Pak. Rupees in Terms of One Unit of Foreign Currency

S. No.	Country/ Organization	Currency	Oct., 2020	Nov., 2020	Dec., 2020	Jan., 2021	Feb., 2021
1	Australia	Dollar	116.0333	115.5626	120.3473	123.6213	123.4492
2	Bahrain	Dinar	430.0467	420.7235	423.0445	423.2828	420.4121
3	Canada	Dollar	123.2452	121.5660	124.8274	125.8266	125.3668
4	China	Yuan	24.1995	24.1059	24.4778	24.7613	24.6506
5	Denmark	Krone	25.7565	25.2878	26.1812	26.2160	25.9033
6	E.M.U.	Euro	191.5446	188.1652	194.6199	194.8533	192.5406
7	Hong Kong	Dollar	21.0106	20.5447	20.6633	20.6708	20.5332
8	I.M.F.	SDR	230.3367	226.5716	230.4598	231.3683	229.4258
9	India	Rupee	2.2166	2.1464	2.1764	2.1939	2.1899
10	Japan	Yen	1.5463	1.5252	1.5416	1.5435	1.5109
11	Kuwait	Dinar	531.4564	520.4895	525.2088	528.2062	525.6320
12	Malaysia	Ringgit	39.1903	38.6968	39.4782	39.6708	39.3467
13	Newzeland	Dollar	108.0259	109.2349	113.5169	115.1989	115.3130
14	Norway	Krone	17.5660	17.4971	18.3966	18.8197	18.7515
15	Oman	Riyal	422.9293	413.8286	416.1946	416.2684	413.3729
16	Qatar	Riyal	44.7266	43.7775	43.9880	43.9971	43.7197
17	Singapore	Dollar	119.7025	118.0602	120.0790	120.7391	119.8793
18	Sweden	Krona	18.4313	18.4052	19.1490	19.3251	19.1162
19	Switzerland	Franc	178.3447	174.6954	180.0155	180.5192	177.3870
20	Saudi Arabia	Riyal	43.3894	42.4341	42.6652	42.6868	42.4138
21	U.A.E.	Dirham	44.3145	43.3826	43.5754	43.5966	43.3164
22	U.K.	Sterling (Pound)	211.2228	210.0344	214.9170	218.2962	220.6439
23	U.S.A.	Dollar	162.8000	159.2122	160.0795	160.1536	159.1313

Contd.

1.3 Exchange Rates Pak. Rupees in Terms of One Unit of Foreign Currency

S. No.	Country/ Organization	Currency	Mar., 2021	Apr., 2021	May, 2021	Jun., 2021	Jul., 2021	Aug., 2021	Sep., 2021	Oct., 2021
1	Australia	Dollar	120.2251	117.7311	118.7233	119.3608	118.6619	119.8890	122.9762	126.8770
2	Bahrain	Dinar	412.1106	404.5649	405.1489	412.7974	422.1525	434.0308	444.5950	453.9422
3	Canada	Dollar	123.9364	122.3466	126.1994	127.7597	127.6180	130.3011	132.6568	137.7694
4	China	Yuan	23.9858	23.4835	23.8533	24.3300	24.6700	25.3588	26.0439	26.7534
5	Denmark	Krone	24.9889	24.6101	25.0251	25.3036	25.4034	26.0018	26.6271	26.7790
6	E.M.U.	Euro	185.7310	182.8694	185.9755	188.0544	188.6463	193.1519	197.7665	199.0435
7	Hong Kong	Dollar	20.1031	19.7166	19.7568	20.1362	20.5714	21.1091	21.6265	22.0889
8	I.M.F.	SDR	222.9063	219.0489	220.4984	224.5763	228.0584	233.7449	239.5078	243.0342
9	India	Rupee	2.1458	2.0598	2.0875	2.1269	2.1497	2.2161	2.2887	2.2959
10	Japan	Yen	1.4360	1.4028	1.4034	1.4182	1.4464	1.4933	1.5252	1.5183
11	Kuwait	Dinar	515.5959	507.6871	509.4333	519.0871	530.9485	545.8795	558.7109	569.2551
12	Malaysia	Ringgit	37.9694	37.1442	37.1263	37.7877	38.0566	38.9228	40.3565	41.2395
13	Newzeland	Dollar	111.3924	108.9964	110.6648	111.1211	111.7106	114.6115	118.7052	120.9706
14	Norway	Krone	18.2999	18.2476	18.4526	18.5719	18.2500	18.5522	19.4244	20.2654
15	Oman	Riyal	405.3381	398.1162	398.6321	406.1901	415.4944	426.9610	437.1135	446.2961
16	Qatar	Riyal	42.8087	42.0777	42.1149	42.8639	43.7848	45.0254	46.1554	47.1326
17	Singapore	Dollar	116.1757	114.6449	115.1745	115.1745	117.8948	121.1314	124.6862	127.0171
18	Sweden	Krona	18.2938	17.9946	18.3418	18.6025	18.5440	18.9376	19.4700	19.8042
19	Switzerland	Franc	167.8767	165.6702	169.5804	171.9459	173.8344	179.4698	182.1435	185.7598
20	Saudi Arabia	Riyal	41.5917	40.8089	40.8674	41.6319	42.5452	43.7470	44.8005	45.7674
21	U.A.E.	Dirham	42.4730	41.6709	41.7298	42.5177	43.4571	44.6830	45.7602	46.7499
22	U.K.	Sterling (Pound)	216.1948	211.8364	215.5158	218.9914	220.6283	226.4765	230.8291	234.7875
23	U.S.A.	Dollar	156.0298	153.0769	153.2928	156.1638	159.6016	164.0997	168.0567	171.6948

Note: Euro, a common currency of the 11 member countries of European Economic and Monetary Union (EMU) was introduced with effect from 1st January, 1999.

Source: State Bank of Pakistan.

2. CLIMATE

2.1 Temperature at Selected Stations

(In centigrade)

Stations	Murree		Rawalpindi/Islamabad		Jhelum		Lahore		Sargodha	
Height in meters above sea level	2167		507		232		213		187	
	Max.	Min.	Max.	Min.	Max.	Min.	Max.	Min.	Max.	Min.
Month:										
Oct. 2019	19.6	10.8	29.3	12.3	31.6	18.4	31.2	20.6	32.3	20.2
Nov. 2019	13.6	6.0	22.8	10.2	25.2	13.0	25.6	15.4	26.4	13.9
Dec. 2019	11.8	1.7	18.0	2.6	17.2	5.9	17.0	8.2	17.7	6.5
Jan. 2020	5.8	-1.8	15.8	2.4	16.8	4.9	16.2	7.0	17.4	5.7
Feb. 2020	11.8	1.8	21.3	5.3	23.6	8.6	22.9	10.9	24.5	10.0
Mar. 2020	11.7	4.0	22.1	10.4	24.8	13.3	24.9	14.9	23.9	14.1
Oct. 2020	22.6	12.4	31.8	12.6	34.4	15.9	33.7	20.0	35.1	19.1
Nov. 2020	14.9	5.4	23.2	7.1	26.0	10.2	25.5	12.1	25.8	11.9
Dec. 2020	11.4	1.3	19.0	4.2	21.0	6.5	19.6	7.7	20.2	7.5
Jan. 2021	11.4	0.2	19.5	2.3	19.6	6.3	16.9	6.6	18.1	5.3
Feb. 2021	14.8	3.1	23.8	6.8	24.8	10.1	24.1	11.4	25.8	10.6
Mar. 2021	15.8	6.2	26.1	11.5	29.3	14.6	29.4	17.3	30.5	16.2

Stations	Faisalabad		Multan		Bahawalpur		Hyderabad		Nawabshah	
Height in meters above sea level	183		122		116		40		37	
	Max.	Min.	Max.	Min.	Max.	Min.	Max.	Min.	Max.	Min.
Month:										
Oct. 2019	32.1	19.5	32.5	20.8	33.1	19.8	35.8	22.8	37.4	21.4
Nov. 2019	25.6	13.2	25.7	14.3	26.9	14.0	29.1	17.6	29.9	15.4
Dec. 2019	17.0	5.8	17.8	7.2	19.2	7.1	23.9	11.0	23.8	9.0
Jan. 2020	16.3	5.3	16.6	6.3	17.3	6.4	21.7	8.7	22.1	6.1
Feb. 2020	23.0	8.7	23.9	10.1	24.8	10.0	28.8	13.5	29.4	11.2
Mar. 2020	24.0	13.9	24.6	14.9	26.0	14.6	31.4	18.0	32.8	15.8
Oct. 2020	34.2	17.9	34.7	19.5	35.5	19.0	36.4	23.0	38.3	20.0
Nov. 2020	25.5	10.8	26.1	12.3	27.6	12.4	29.7	16.4	30.8	13.0
Dec. 2020	20.3	6.5	21.2	7.6	22.2	7.4	25.1	12.8	25.2	8.2
Jan. 2021	17.0	5.5	19.5	5.4	19.7	5.6	24.0	9.4	24.2	5.4
Feb. 2021	25.3	10.1	26.6	11.3	27.4	11.7	31.1	14.7	31.7	11.6
Mar. 2021	29.5	15.7	30.7	17.1	31.3	16.3	36.2	20.2	37.7	18.2

Contd.

2.1 Temperature at Selected Stations

(In centigrade)

Stations	Jacobabad		Karachi A.P.		Peshawar		D.I.Khan		Saidu Sharif		Gilgit	
Height in meters above sea level	55		21		359		173		961		1459	
	Max.	Min.	Max.	Min.	Max.	Min.	Max.	Min.	Max.	Min.	Max.	Min.
Month:												
Oct. 2019	34.0	21.2	35.8	24.0	31.1	16.2	32.8	18.0	27.1	13.1	25.1	7.8
Nov. 2019	27.0	15.3	31.5	19.4	23.9	10.2	26.9	11.9	20.0	8.2	15.9	4.9
Dec. 2019	20.7	8.7	27.1	13.7	17.7	3.0	18.5	6.1	16.4	2.2	11.3	-3.6
Jan. 2020	18.6	7.0	24.3	10.8	15.4	4.9	17.9	6.4	12.0	1.4	7.5	-2.3
Feb. 2020	26.4	11.3	30.1	15.3	21.7	8.2	24.7	9.4	18.7	4.5	14.9	1.2
Mar. 2020	28.8	16.5	31.2	19.1	21.5	12.1	23.9	13.9	19.1	7.3	20.3	6.8
Oct. 2020	34.9	18.4	36.2	22.7	31.6	17.1	35.1	17.4	28.7	12.1	26.5	6.1
Nov. 2020	27.2	13.7	31.4	16.0	22.9	9.5	26.2	10.6	19.3	6.0	17.3	0.5
Dec. 2020	21.9	9.1	28.1	12.5	19.1	6.7	22.6	6.7	16.3	4.1	11.7	-1.5
Jan. 2021	21.3	5.9	26.6	9.2	20.1	4.7	20.7	4.2	16.8	2.0	10.6	-5.0
Feb. 2021	27.5	12.9	31.3	15.0	23.8	10.2	26.7	10.7	20.8	6.2	17.3	0.8
Mar. 2021	33.8	18.2	34.6	21.6	26.1	14.6	30.0	16.2	22.1	9.9	20.0	6.6

Stations	Quetta (Samungli)		Zhob (Fortsandeman)		Khuzdar		Punjgur		Dalbadin	
Height in meters above sea level	1600		1405		1231		980		848	
	Max.	Min.	Max.	Min.	Max.	Min.	Max.	Min.	Max.	Min.
Month:										
Oct. 2019	27.2	10.1	28.9	14.2	29.1	16.4	31.2	16.9	37.7	12.7
Nov. 2019	17.4	2.7	19.3	7.3	20.8	8.5	21.5	9.3	22.0	3.6
Dec. 2019	15.1	-0.9	16.3	1.2	19.5	6.6	21.6	4.9	20.0	1.6
Jan. 2020	8.1	-1.8	10.0	-0.3	14.8	3.7	15.8	3.5	15.9	0.1
Feb. 2020	16.5	1.8	17.3	2.6	21.5	9.1	21.8	8.0	23.2	4.7
Mar. 2020	18.7	5.7	18.0	6.5	22.8	12.4	24.2	10.0	25.4	7.9
Oct. 2020	25.4	4.0	28.0	12.6	29.8	14.3	27.2	12.1	29.7	9.8
Nov. 2020	19.1	1.1	20.2	4.9	23.9	8.5	23.9	7.8	24.1	...
Dec. 2020	14.8	-2.2	16.3	0.2	20.2	4.6	18.8	3.5	18.5	1.3
Jan. 2021	14.2	-5.4	16.4	-2.5	19.5	3.2	16.7	0.5	17.6	-2.4
Feb. 2021	20.8	---	22.7	2.8	24.4	7.9	24.7	7.1	25.7	5.5
Mar. 2021	23.5	6.6	26.2	8.6	28.0	14.0	29.6	13.7	30.9	11.5

N.R = Not received

Source: Pakistan Meteorological Department, Karachi.

2.2 Rainfall at Selected Stations

(In millimeters)

Stations	Murree	Rawalpindi/ Islamabad	Jhelum	Lahore	Sargodha	Faisal-abad	Multan	Bahawal-pur	Hyder-abad	Nawab-shah	Jaco-abad
Height in meters above sea level	2167	507	232	213	187	183	122	116	40	37	55
Year/month											
2016	1313.8	1044.0	890.0	801.0	744.0	427.0	196.0	112.0	166.0	143.0	46.0
2017	1351.5	974.2	998.4	628.1	502.9	327.6	237.9	143.9	121.8	98.5	79.0
2018	1419.5	1428.1	715.4	610.6	487.0	351.5	59.6	103.0	8.8	6.3	20.2
2019	1623.1	1463.0	986.0	898.0	438.0	414.0	289.0	297.0	255.0	335.0	195.0
2020	1596.1	1572.1	1068.4	880.8	---	719.4	357.8	277.4	245.3	181.8	202.0
Oct. 2019	56.8	42.5	16.0	27.6	9.4	17.7	30.5	66.2	8.0	7.7	2.0
Nov. 2019	154.0	54.4	13.7	3.8	2.2	5.4	11.4	21.0	0.0	Trace	33.5
Dec. 2019	30.6	16.0	22.8	13.7	4.2	4.0	13.0	16.6	3.0	3.8	1.0
Jan. 2020	136.2	111.6	87.6	64.6	23.2	54.8	28.0	27.4	0.0	7.0	11.0
Feb. 2020	85.1	65.5	63.3	9.0	14.0	26.0	9.4	Trace	0.0	0.0	0.0
Mar. 2020	273.4	231.8	166.5	105.7	50.0	144.1	94.1	95.3	0.0	3.4	26.0
Oct. 2020	0.0	0.0	0.0	0.0	0.0	0.0	0.0	0.0	0.0	0.0	0.0
Nov. 2020	106.8	92.8	6.6	21.6	0.2	Trace	0.6	1.0	0.0	4.4	3.0
Dec. 2020	38.3	21.2	26.1	16.8	2.6	7.0	4.4	10.3	0.0	0.0	14.0
Jan. 2021	68.8	11.7	87.2	60.4	1.4	65.5	0.0	0.0	0.0	0.0	0.0
Feb. 2021	28.1	8.0	6.0	1.8	Trace	Trace	0.0	0.0	0.0	0.0	0.0
Mar. 2021	164.0	104.4	66.6	11.3	35.5	47.1	21.8	12.8	0.0	1.0	30.0

Contd.

2.2 Rainfall at Selected Stations

(In millimeters)

Stations	Karachi Airport	Peshawar	D.I. Khan	Saidu Sharif	Gilgit	Quetta (Samungli)	Zhob (Fort sandeman)	Khuzdar	Punjgoor	Dalbadin
Height in meters above sea level	21	359	173	961	1459	1600	1405	1231	980	848
Year/month										
2016	168.0	355.0	271.0	221.3	142.2	89.0	167.0	41.0	45.0	41.0
2017	232.2	503.0	228.0	794.4	128.0	149.4	194.8	228.5	39.0	41.8
2018	0.8	511.9	123.4	914.1	138.6	119.3	181.0	110.9	9.0	16.9
2019	367.0	429.0	382.0	809.5	150.1	237.0	389.0	452.0	96.0	194.0
2020	474.2	477.0	511.9	1187.6	114.1	215.9	299.0	319.7	103.0	134.5
Oct. 2019	1.2	8.1	17.0	34.0	1.0	5.0	0.0	48.2	7.0	7.9
Nov. 2019	Trace	31.2	5.0	78.3	26.6	23.3	21.0	53.0	28.0	38.0
Dec. 2019	Trace	1.5	Trace	16.0	0.0	13.0	5.0	2.6	4.0	5.4
Jan. 2020	Trace	42.0	33.7	89.0	10.4	88.6	23.0	46.9	46.0	72.2
Feb. 2020	2.6	34.0	24.0	31.5	Trace	23.0	24.0	3.0	1.0	5.0
Mar. 2020	0.5	169.0	123.0	214.0	5.0	31.0	108.0	29.1	21.0	18.8
Oct. 2020	0.0	Trace	0.0	3.0	Trace	0.0	0.0	0.0	0.0	0.0
Nov. 2020	3.1	46.0	7.0	133.0	Trace	16.7	11.0	6.0	1.0	8.6
Dec. 2020	0.0	11.4	8.2	16.0	10.2	4.0	8.0	6.9	0.0	4.0
Jan. 2021	0.0	Trace	0.0	16.5	10.4	0.0	0.0	0.0	0.0	0.0
Feb. 2021	0.0	26.0	0.0	24.1	5.3	1.5	0.0	0.0	0.0	4.3
Mar. 2021	0.0	73.5	27.5	161.0	8.3	85.0	18.0	24.6	0.0	1.0

N.R = Not received

TR = Trace (Rainfall less than 0.1 mm)

Source: Pakistan Meteorological Department, Karachi.

3. ENERGY & MINING

3.1 Production of Crude Oil

Company	Field	Jul., 2021	Aug., 2021	Sep., 2021	Oct., 2021	Nov., 2021	Year Total
Punjab							
OGDCL	Bhalsyedan	637	789	904	791	863	3984
	Chak Naurang	8505	8487	7944	8040	6597	39573
	Dakhni	11130	11570	10940	11310	9800	54750
	Dhodak	913	824	632	601	622	3592
	Fimkassar	4516	4527	4577	4610	4205	22435
	Kal	10269	10470	9704	5679	4635	40757
	Missakiswal	4425	4210	3674	3780	3599	19688
	Rajian	41770	44945	41240	46710	38300	212965
	Soghri	3470	3690	3420	3450	3060	17090
	Sadkal	532	554	569	742	720	3117
	Toot	6736	6723	6473	6638	6424	32994
	Sub Total	**92903**	**96789**	**90077**	**92351**	**78825**	**450945**
OPL	Bhangali	99	122	101	127	98	547
	Dhurnal	4752	4346	2254	1981	1946	15279
	Ratana	1837	1933	1802	1825	1886	9283
	Sub Total	**6688**	**6401**	**4157**	**3933**	**3930**	**25109**
POL	Balkassar	9384	9370	9094	9324	9116	46288
	Dhulian	4701	4709	4615	4525	4625	23175
	Khaur	92	95	96	96	100	479
	Khaur North	66	20	47	20	39	192
	Joyamir	84	86	96	63	62	391
	Joyamir Deep	1509	1510	1461	1457	1384	7321
	Jhandial	8689	8636	8050	8043	7864	41282
	Minwal	1974	1975	1888	1867	1726	9430
	Meyal	8188	8388	8132	8210	8083	41001
	Pariwali	7189	7199	6901	7035	6986	35310
	Pindori	18437	17918	16970	17281	16446	87052
	Turkwal	543	650	631	600	549	2973
	Sub Total	**60856**	**60556**	**57981**	**58521**	**56980**	**294894**
MPCL	Ghauri						0
	Halini	11016	11093	10283	10222	9429	52043
	Dharian	3800	3832	3674	3795	3516	18617
	Halini Deep	16889	17157	15925	16225	15208	81404
	Kalabagh	1397	2757	1171	1556	1445	8327
	Sub Total	**33102**	**34839**	**31053**	**31798**	**29598**	**160391**
PPL	Adhi	260336	249980	228025	211250	216095	1165686
	Dhok Sultan						0
	Sub Total	**260336**	**249980**	**228025**	**211250**	**216095**	**1165686**
Dewan	Rodho Salsabil	1055	1531	1250	1056	951	5843
	Sub Total	**1055**	**1531**	**1250**	**1056**	**951**	**5843**
	Punjab Total	**454940**	**450096**	**412543**	**398909**	**386379**	**2102868**
Sindh							0
OPPL	Zamzama	2232	2239	2078	1910	2077	10536
	Sub Total	**2232**	**2239**	**2078**	**1910**	**2077**	**10536**
UEPL	Aassu	3561	2671	1822	2159	1984	12197
	Ali	347	181	195	186	280	1189
	Baqa	103626	48234	40382	37263	37655	267160
	Bari	13471	12367	10368	11768	10201	58175
	Bijoro	1078	1816	1548	2849	2274	9565
	Bukhari North						0
	Bhatti North						0
	Bukhari Deep	1493	1128	987	1455	1378	6441
	Bhambro						0
	Chaman						0
	Dabhi (South)	2740	2703	1724	2017	1970	11154
	Dabhi (North)	388	634	532	746	68	2368
	Dang					682	682
	Fateh Shah North						0

Contd.

3.1 Production of Crude Oil

Company	Field	Jul., 2021	Aug., 2021	Sep., 2021	Oct., 2021	Nov., 2021	Year Total
	Gharo						0
	Gulsher	6438	6153	5640	5514	4505	28250
	Ghunghro	465	418	435	491	374	2183
	Gagani	1296	1048	517	303	306	3470
	Hayat						0
	Halipota	1187	984	920	923	791	4805
	Jabo	1904	1824	1742	1583	1662	8715
	Jagir	938	753	735	801	767	3994
	Jan	1014	1050	917	997	1019	4997
	Kamal North	3353	3400	3394	3103	2251	15501
	Kausar						0
	Kandiari	2081	1263	1105	1659	2156	8264
	Khaskeli	2442	2558	2433	2362	2347	12142
	Khaskeli Down Thrown	565	561	585	539	526	2776
	Khorewah	286	259	409	289	325.22	1568
	Korai						0
	Kumbh	1250	1661	1375	1142	940	6368
	Laghari	462	437	489	538	499	2425
	Lodano	148	254	228	170	69	869
	Lodano Deep	219	482	2317	971	792	4781
	Makrani						0
	Mazari	12172	9947	7349	7211	10780	47459
	Makhdumpur	4	7	32	45	4	92
	Meyun Ismail Deep						0
	Meyun Ismail	1033	1082	711	688	488	4002
	Maroja	488	253	329	330	148	1548
	Muban	3006	2712	2322	2612	2612	13264
	Mulaki	1396	1682	1264	1761	1934	8037
	Mulaki west					23	23
	Murid	1349	1130	1330	2685	1988	8482
	Naimat Basal 2X						0
	Naimat West	23966	22750	21377	21203	22407	111703
	North Akari	897	1430	2167	1344	1323	7161
	Naimat WestDT						0
	Paniro	357	370	427	612	566	2332
	Piaro Deep						0
	Rajani	14566	12919	12413	12481	12683	65062
	Rahim 1 X	5114	5333	17294	14871	14649	57261
	Rahim 2X						0
	Rahim North	131	43		10	2	186
	Ranjho	2478	1343	1221	1382	1381	7805
	Rawat						0
	Rawat North						0
	Roshani	89	124	93	93	89	488
	Ramdiani	1053	889	756	795	621	4114
	Rahib						0
	Saleh	1965	2293	2019	1615	1116	9008
	Singhar	726	1330	1314	1062	970	5402
	Sukhi South	1125	1040	984	922	658	4729
	Sakhi	1928	1894	2317	2399	2425	10963
	Sakhi Deep						0
	Sonro	2854	3582	3554	4495	3708	18193
	South Buzdar Deep	4700	5519	4708	6419	6028	27374
	South Mazari	8241	7641	7279	7724	7411	38296
	South Mazari Deep	14145	14833	14145	15181	15049	73353
	Sohrab Deep	456	400	368	401	495	2120
	Sheikhano	570	518	411	420	378	2297
	Sutiari Deep	11345	10512	11536	14409	15280	63082
	Sumar Deep						0
	Salamat	577	524	393	304	515	2313
	Sahu						0
	Thebo	580	532	646	706	732	3196

Contd.

3.1 Production of Crude Oil

Company	Field	Jul., 2021	Aug., 2021	Sep., 2021	Oct., 2021	Nov., 2021	Year Total
	Tando Ghulam Ali			106			106
	Taj		9430	16259	15604	25887	67180
	Tangri	1640	1910	1558	1599	1626	8333
	Tangri Deep						0
	Turk	1643	1041	1197	670	1240	5791
	Turk Deep	155	26	11	153	37	382
	Turk South				1740	693	2433
	Turk Deep North	99	272	64	577	459	1471
	Umer			598	1549	1949	4096
	Zaur	9456	11076	10895	8981	8928	49336
	Sub Total	281056	229226	230246	234881	243103	1218512
OGDCL	Bobi	13570	13150	12850	13330	12900	65800
	Bitrism	19391	18451	19115	12951	18912	88820
	Chandio	146					146
	Chutto	2550	2710	2700	2795	2760	13515
	Chak 2	7385	6799	9536	6488	8712.36	38920
	Chak 63 South East	3765	4115	4564	3060	4621.37	20125
	Dars	630	620	555	345	195	2345
	Dars West	15371	16883	16181	16313	16034	80782
	Dars Deep	1815	2098	2008	2046	1995	9962
	Gundunwari						0
	Hakeem Daho	7158	7638	8512	5972	7740.03	37019
	Nur Baghla	535	568	556	595	591	2845
	Jakhro	326	412	485	379	481	2083
	Jarwar						0
	Kunnar	77690	81661	77981	78390	73756	389478
	Kunnar West						0
	Kunnar South	4340	4819	4533	4376	4365	22433
	Kunnar Deep	24389	19696	24514	21522	21297	111418
	Kunnar Pasakhi Deep						0
	Lashari Centre	6920	6810	6640	6755	6640	33765
	Lala Jamali	16066	14890	13743	9510	13453.23	67663
	Mangrio	3580	6935	8085	8375	8200	35175
	Moolan						0
	Missan	2460	2460	2615	2610	2645	12790
	pandhi						0
	Pali						0
	Pali Deep	8681	8935	9140	9058	9150	44964
	Pasaki	122825	141040	124955	132510	125915	647245
	Pasaki North	25465	25675	24875	25085	21850	122950
	Pasaki East						0
	Pasaki Deep	10378	17280	10361	10217	11352	59588
	Pasaki North East	11820	11945	11345	11735	11540	58385
	Pasaki West Deep	78					78
	Qadirpur	5525	3510	5150	6045	5895	26125
	Sial		14115	4870	3555	3450	25990
	Shah	3334	3587	3432	3448	3401	17202
	Saand	6104	6797	6374	6096	6181	31552
	Sono	23425	23575	22290	23565	20885	113740
	Tando Alam	8330	17265	19495	18380	17845	81315
	Tando Allah Yar	1745	1851	1749	1733	1547	8625
	Tando allah Yar South West	2459	2533	2400	1578	1484	10454
	Thora Deep						0
	Thora	6255	6270	5755	6255	6100	30635
	Unar	3116	3370	3217	3246	3179	16128
	Sub Total	447627	498463	470580	458318	455072	2330060
PPL	Adam	2647	2529	2757	2858	2479	13270
	Adam West	556	552	683	694	522	3007
	Benari	763	779	691	673	647	3553
	Fazl	558	553	732	765	743	3351
	Hadaf	2901	2852	2803	2641	2827	14024
	Kandhkot	23	26	77	26	94	246

Contd.

3.1 Production of Crude Oil

Company	Field	Jul., 2021	Aug., 2021	Sep., 2021	Oct., 2021	Nov., 2021	Year Total
	Kabir				595		595
	Kinza	204	14	3	5	21	247
	Mazarani	186	186	168	178	142	860
	Shahdad	3575	3281	3434	3663	3589	17542
	Sharf	34364	33480	33374	34919	33024	169161
	Sub Total	45777	44252	44722	47017	44088	225856
MPCL	Aqeeq	103	66	101	62	60	392
	Mari	1585	1509	1683	1776	1355	7908
	Sujjal	2905	3041	2829	3030	2868	14673
	Sujawal						0
	Sub Total	4593	4616	4613	4868	4283	22973
Eni(Pak)	Bhit	2459	2704	2592	2801	2233	12789
	Badhra	2072	2124	1899	2043	1565	9703
	Kadanwari	244	286	95	477		1102
	Sub Total	4775	5114	4586	5321	3798	23594
UEP Beta	Latif	474	492	476	386	510	2338
	Jugan				441	1088	1528
	Miano	459	463	162	806		1890
	Sub Total	933	955	638	1633	1598	5757
PEL	Ayesha	1502	1454	1403	1420	1321	7100
	Ayesha North	1617	1591	1112	1406	1296	7022
	Aminah	545	522	428	422	437	2354
	Sub Total	3664	3567	2943	3248	3054	16476
OMV Maurice	Mehar	28508	19917	16233	30411	36752	131821
	Sofiya					1648	1648
	Saqib	208	167	48	245		668
	Sub-Total	28716	20084	16281	30656	38400	134137
POGC	Rehman				72	102	174
	Rizq				33	48	81
	Sub-Total	0	0	0	105	150	255
	Sindh Total	819373	808516	776688	787957	795623	3988157
KPK							0
OGDCL	Chanda	113100	106450	101060	100935	92630	514175
	Dhok Hussain	3071	2933	2699	2221	2536	13460
	Togh Bala	1048	741	44		1394	3227
	Togh	4104	4041	4094	4321	4391	20951
	Mela	61825	45026	54868	54539	48926	265184
	Naspha	434813	295371	400126	412357	389299	1931966
	Siab						0
	Sub Total	617961	454562	562891	574373	539176	2748963
MOL	Makori						0
	Makori Deep	26914	26261	23464	25096	24164.72	125900
	Makori East	279952	272269	260047	278730	267356.65	1358355
	Mamikhel	7140	6857	5247	5939	5902.07	31085
	Manzalai	6194	5756	5714	4667	4812.81	27144
	Maramzai	130041	126201	115204	116539	111318.17	599303
	Mardankhel	82110	81627	70698	79440	76420.57	390296
	Tolanj	139	124	70	135	134.54	603
	Tolanj West	233	211	109	240	243.48	1036
	Sub Total	532723	519307	480553	510786	490353	2533722
	KPK Total	1150684	973869	1043444	1085159	1029529	5282685
Balochistan							
OGDCL	Uch	1345	996	760	613	900	4614
	Sub Total	1345	996	760	613	900	4614
MPCL	Zarghun South	26	7	2	17	23	75
	Bolan east	32580	31607	30624	31663	30716	157190
	Sub Total	32606	31614	30626	31680	30739	157265
PPL	Sui	823	1371	512	1070	997	4773
	Sub Total	823	1371	512	1070	997	4773
	Balochistan Total	34774	33981	31898	33363	32636	166652
	Pakistan Total	2459771	2266462	2264573	2305388	2244167	11540361

3.2 Production of Natural Gas

Unit: MMCFt

Company	Field	Jul., 2021	Aug., 2021	Sep., 2021	Oct., 2021	Nov., 2021	Year Total
Punjab							
OGDCL	Bahu	0.00	0.00	0.00	0.00	0.00	0.00
	Bhalsyedan	3.02	2.80	2.94	2.82	3.04	14.62
	Dakhni	462.10	469.21	436.70	441.47	407.24	2216.72
	Dhodak	49.45	50.25	48.48	52.24	51.02	251.44
	Fimkassar	3.26	3.26	3.15	3.26	3.15	16.08
	Jand	0.00	0.00	0.00	0.00	0.00	0.00
	Kal	1.00	0.99	0.86	0.34	0.29	3.48
	Missakiswal	7.63	7.28	6.82	7.03	6.59	35.35
	Nandpur/Panjpir	0.00	0.00	0.00	0.00	0.00	0.00
	Rajian	15.95	15.80	14.97	14.95	13.59	75.26
	Sadkal	11.54	14.59	18.97	16.30	27.01	88.41
	Soghri	239.68	241.54	225.90	240.18	222.56	1169.86
	Toot	33.47	33.04	31.07	31.60	35.18	164.36
	Sub Total	**827.10**	**838.76**	**789.86**	**810.19**	**769.67**	**4035.58**
OPL	Bhangali	0.18	0.23	0.18	0.22	0.18	0.99
	Dhurnal	19.94	19.48	10.51	8.86	8.27	67.06
	Ratana	48.76	50.47	46.45	50.43	49.96	246.07
	Sub Total	**68.88**	**70.18**	**57.14**	**59.51**	**58.41**	**314.12**
POL	Balkassar	1.50	1.49	1.44	1.49	1.45	7.37
	Dhulian	41.96	41.10	38.64	39.37	38.37	199.44
	Meyal	58.53	58.59	56.50	58.60	56.62	288.84
	Jhandial	88.25	85.55	80.86	78.67	74.4	407.73
	Khaur	0.12	0.13	0.08	0.04	0.05	0.42
	Pariwali	104.47	105.28	102.01	106.03	102.49	520.28
	Pindori	53.80	52.18	48.71	48.62	46.95	250.26
	Turkwal	1.49	1.55	1.50	1.55	1.50	7.59
	Sub Total	**350.12**	**345.87**	**329.74**	**334.37**	**321.83**	**1681.93**
PPL	Adhi	1686.00	1630.00	1560.00	1459.00	1482	7817.00
	Dhok Sultan	0.00	0.00	0.00	0.00	0.00	0.00
	Sub Total	**1686.00**	**1630.00**	**1560.00**	**1459.00**	**1482.00**	**7817.00**
MPCL	Halini	10.17	11.85	12.06	12.69	11.58	58.35
	Halini Deep	32.35	34.46	32.03	36.82	33.28	168.94
	Kalabagh	67.88	66.04	55.14	66.71	58.57	314.34
	Sub Total	**110.40**	**112.35**	**99.23**	**116.22**	**103.43**	**541.63**
DEWAN	Rodho(Salsabil)	173.51	219.39	186.69	176.53	156.26	912.38
	Sub Total	**173.51**	**219.39**	**186.69**	**176.53**	**156.26**	**912.38**
	Punjab Total	**3216.01**	**3216.55**	**3022.66**	**2955.82**	**2891.60**	**15302.64**
Sindh							
OPPL	Zamzama	487.93	474.11	442.98	450.27	421.01	2276.30
	Sub Total	**487.93**	**474.11**	**442.98**	**450.27**	**421.01**	**2276.30**
UEPL	Aassu	1.47	1.14	0.93	1.41	1.16	6.11
	Ali	54.48	56.03	53.13	53.55	51.32	268.51
	Bari	2.51	2.48	2.30	2.52	1.86	11.67
	Bhatti North	0.00					0.00
	Baqa	90.66	34.73	16.73	13.54	11.14	166.80
	Babarki	0.00	0.00	0.00	0.00	0.00	0.00
	Bijoro	0.88	0.72	0.39	0.41	1.12	3.52
	Bukhari Deep	20.28	17.86	23.41	27.16	28.3	117.01
	Bukhari North	0.07	2.49	5.84	4.38	4.79	17.57
	Baudero	1.38	0.66	2.35	3.80	12.41	20.60
	Chaman	3.09	3.42	3.21	4.18	3.92	17.82
	Dabhi North	1.31	2.58	2.63	1.38	0.27	8.17
	Dabhi South	1.11	0.95	1.59	4.39	4.99	13.03
	Dang	0.00	0.00	0.00	0.00	0.29	0.29
	Fateh Shah North	0.00	0.00	0.42	0.00	0.00	0.42
	Gagani	3.03	3.27	3.25	3.32	3.52	16.39
	Gharo	0.00	0.00	0.00	0.00	0.00	0.00
	Ghungro	0.03	0.03	0.03	0.03	0.03	0.15
	Golarchi	0.00	0.00	0.00	0.00	0.00	0.00

Contd.

3.2 Production of Natural Gas

Unit: MMCFt

Company	Field	Jul., 2021	Aug., 2021	Sep., 2021	Oct., 2021	Nov., 2021	Year Total
	Gulsher	1.24	1.27	1.57	1.22	1.14	5.30
	Haider Deep	1.11	0.49	4.37	4.99	0.00	10.96
	Halipota	5.19	5.11	6.11	6.88	4.12	23.29
	Hayat	3.57	4.24	4.36	3.45	3.55	15.62
	Jabo	2.98	2.51	2.46	2.64	2.54	10.59
	Jagir	0.69	0.62	0.85	0.67	0.65	2.83
	Jan	0.03	0.03	0.04	0.58	0.03	0.68
	Kamal North	44.43	57.18	54.16	42.06	19.65	197.83
	Kato	4.13	3.64	2.99	4.50	4.02	15.26
	Kausar	51.23	51.39	50.55	53.11	49.00	206.28
	Kandiari	87.12	50.17	45.48	40.33	53.74	223.10
	Khaskheli	19.37	19.23	19.19	19.75	19.49	77.54
	Khaskheli Down Thrown	0.69	0.68	0.63	0.64	0.63	2.64
	Khorewah	37.07	34.08	31.49	32.85	27.73	135.49
	Korai	18.28	21.86	27.74	26.25	27.22	94.13
	Kumbh	27.87	24.53	21.74	21.40	23.9	95.54
	Laghari	0.00	0.00	0.00	0.03	0.10	0.03
	Lodano	5.11	9.44	12.54	2.61	10.34	29.70
	Lodano Deep	3.21	6.89	3.20	12.43	0.92	25.73
	Mazari	8.49	8.24	6.26	5.62	5.25	28.61
	Makrani	4.82	3.31	3.26	5.17	4.82	16.56
	Meyun Ismail Deep	0.00	0.00	0.00	0.00	0.00	0.00
	Mohri	0.05	0.00	1.21	0.94	0.00	2.20
	Moroja	73.23	56.66	67.28	66.89	61.95	264.06
	Muban	2.72	2.24	1.95	2.10	2.01	9.01
	Muhano	0.30	0.19	0.00	0.39	0.00	0.88
	Mulaki	287.81	280.93	258.55	245.36	218.64	1072.65
	Mulaki West	0.00	0.00	0.00	0.00	3.51	0.00
	Matli	0.00	0.00	7.28	6.00	6.82	13.28
	Makhdumpur	1.26	2.06	7.42	7.09	1.03	17.83
	Makhdumpur Deep	0.82	0.98	4.84	4.62	0.67	11.26
	Murid	0.09	0.09	0.09	0.09	0.08	0.36
	Naimat Basal	0.55	0.00	0.00	0.00	0.00	0.55
	Naimat Basal 2X	0.69	0.00	14.33	0.00	1.69	15.02
	Naimat West	3460.02	3319.57	3256.66	3225.08	3276.73	13261.33
	Naimat West DT						0.00
	Nurpur Deep	0.00	0.00	0.00	0.00	2.78	0.00
	North Akri	0.00	0.00	1.59	0.69	0.03	2.28
	Oderolal	0.00	0.00	0.00	0.00	0.00	0.00
	Paniro	0.66	0.98	0.94	1.04	1.04	3.62
	Piaro Deep	4.77	5.13	4.79	5.77	4.62	20.46
	Piaro Deep Basal	21.34	22.52	23.66	24.05	23.30	91.57
	Rahim 1X	20.53	22.79	17.71	15.60	15.73	76.63
	Rahim North	1.57	1.10	0.00	0.22	0.09	2.89
	Rajani	1897.09	1839.74	1681.50	1543.98	1416.72	6962.31
	Ranjho	336.58	127.07	86.82	110.22	120.23	660.69
	Rawal	0.00	0.00	1.12	0.76	0.00	1.88
	Rawat North	0.00	0.00	0.00	0.00	0.00	0.00
	Ramdiani	22.60	7.30	11.47	16.48	13.82	57.85
	Roshnai	7.35	6.99	6.24	6.11	6.65	26.69
	Rahib	0.00	0.00	0.25	0.00	0.00	0.25
	Sahu	0.00	0.00	0.00	0.00	0.00	0.00
	Sajan	3.60	0.00	0.00	0.00	7.08	3.60
	Sakhi	5.25	5.41	4.95	5.25	5.46	20.86
	Sakhi Deep	1.64	2.06	2.06	1.51	1.57	7.27
	Salamat	543.87	529.36	483.51	437.43	438.03	1994.17
	Saleh	6.89	7.02	6.59	10.27	9.98	30.77
	Singhar	0.71	1.37	1.59	1.41	1.21	5.08
	Sheikhano	4.30	4.25	3.99	3.92	3.85	16.46
	Sohrab Deep	169.52	228.71	208.56	226.46	287.94	833.25
	Sonro	7.97	7.08	19.94	51.58	22.97	86.57
	South Buzdar	0.00	0.00	0.00	0.00	0.00	0.00

Contd.

3.2 Production of Natural Gas

Unit: MMCFt

Company	Field	Jul., 2021	Aug., 2021	Sep., 2021	Oct., 2021	Nov., 2021	Year Total
	South Buzdar Deep	30.37	38.53	30.06	32.88	22.44	131.84
	South Mazari	1.99	1.68	1.80	2.68	1.85	8.15
	South Mazari Deep	5.96	5.74	5.17	6.83	4.23	23.70
	Sukhi South	0.89	0.87	0.81	0.81	0.57	3.38
	Sumar Deep	41.79	16.38	31.91	41.28	42.04	131.36
	Sutiari Deep	4052.82	4050.98	3951.89	3892.82	4116.52	15948.51
	Taj	0.00	5.12	10.73	8.84	10.9	24.69
	Tando Ghulam Ali	16.85	6.51	15.97	16.27	16.76	55.60
	Tangri	0.52	1.71	0.84	0.78	0.81	3.85
	Tangri Deep	4.07	1.75	2.06	4.91	3.67	12.79
	Tharo	12.49	11.01	13.57	14.88	12.95	51.95
	Tharo West	2.34	2.40	2.62	2.80	2.20	10.16
	Thebo	19.66	18.35	17.21	15.43	14.84	70.65
	Turk	35.96	35.64	31.81	31.42	28.76	134.83
	Turk Deep	50.72	52.06	51.71	61.14	56.42	215.63
	Turk South	0.00	0.00	0.00	26.00	12.70	26.00
	Turk Deep North	8.19	5.58	32.74	29.80	25.71	76.31
	Umer	11.45	11.28	40.20	61.68	14.18	124.61
	Usman	0.00	0.00	0.00	0.00	0.00	0.00
	Unarpur	14.03	10.27	13.48	24.23	15.41	62.01
	Warar	0.00	0.00	0.00	0.00	0.00	0.00
	Zaur	5.87	6.63	6.66	7.22	6.97	26.38
	Zaur Deep	3.20	3.20	2.73	2.97	2.56	12.10
OGDCL	Sub Total	11709.88	11198.56	10866.06	10714.23	10752.68	44613.85
	Bagla	83.73	83.37	78.74	81.29	77.243	327.12
	Bhambra	5.54	3.68	3.24	2.87	2.69	15.33
	Bitrism West	199.95	184.94	204.87	150.80	225.618	740.56
	Bobi	164.30	162.50	158.55	164.30	159.00	649.65
	Chabaro						0.00
	Chak 2	279.43	271.38	275.28	192.36	257.689	1018.45
	Chak 63 South East	78.13	76.39	71.75	50.52	72.153	276.79
	Chandio	12.40	0.00	0.00	0.00	0.00	12.40
	Chutto	110.36	110.78	110.00	106.12	103.218	437.27
	Dachrapur	0.00	0.00	0.00	0.00	0.00	0.00
	Daru	65.77	70.17	57.06	42.93	36.94	235.93
	Dars Deep	50.99	58.62	54.97	59.91	56.92	224.49
	Dars West	317.20	318.53	311.75	330.26	289.77	1277.73
	Gundunwari						0.00
	Hakeem Daho	225.48	244.46	273.56	192.72	249.952	936.22
	Hundi	0.00	0.00	0.00	0.00	0.00	0.00
	Jakhro	46.24	53.79	49.38	38.38	34.545	187.78
	Khamiso	83.96	83.26	75.74	78.47	75.55	321.43
	Kunnar	149.55	133.72	127.43	131.42	122.675	542.12
	Kunnar Deep	2402.73	1804.89	2256.30	2114.82	2069.62	8578.74
	Kunnar Pasakhi Deep	0.00	0.00	0.00	0.00		0.00
	Kunnar South	314.67	319.40	305.98	310.93	298.005	1250.98
	Kunnar West	0.00	0.00	0.00	0.00		0.00
	Lala Jamali	270.10	256.13	245.03	170.05	241.584	941.32
	Mangrio	283.82	366.00	383.03	388.40	348.5	1421.24
	Maru	78.60	77.76	71.45	75.60	75.16	303.41
	Maru East	9.66	9.79	8.45	9.23	6.63	37.13
	Maru South	30.13	29.31	22.94	28.44	27.33	110.82
	Moolan	0.00	0.00	0.00	0.00		0.00
	Pandhi						0.00
	Pasakhi	19.69	19.69	19.05	19.69	19.05	78.12
	Pasakhi East	0.00	0.00	0.00	0.00		0.00
	Pasakhi Deep	802.73	1394.97	756.12	777.85	853.31	3731.67
	Pasakhi West Deep	8.20	0.00	0.00	0.00		8.20
	Qadirpur	5725.88	4093.83	5508.59	5553.56	5355.1508	20881.87
	Reti	49.27	48.95	42.11	51.17	43.06	191.50
	Saand	338.36	381.44	365.35	381.76	362.819	1466.91
	Sari	2.70	2.70	2.80	2.80	2.75	11.00

Contd.

3.2 Production of Natural Gas

Unit: MMCFt

Company	Field	Jul., 2021	Aug., 2021	Sep., 2021	Oct., 2021	Nov., 2021	Year Total
	Shah	187.25	186.06	177.37	179.93	177.66	730.61
	Sono	9.46	9.46	9.15	9.46	9.15	37.52
	Tando Allah Yar	244.19	260.66	250.59	249.30	258.60	1004.74
	Thando Allah yar SW	168.88	162.06	129.12	117.22	114.37	577.29
	Thal East	35.87	18.69	8.99	0.00	0.00	63.55
	Thal West	80.63	77.88	64.17	59.21	38.58	281.89
	Thora Deep	0.00	0.00	0.00	0.00	0.00	0.00
	Unar	235.69	229.47	220.28	231.52	222.67	916.96
	Umair	64.12	63.11	45.83	47.40	48.59	220.46
	Sub Total	**13235.64**	**11667.81**	**12744.99**	**12400.70**	**12336.55**	**50049.14**
PPL	Adam	199.00	195.00	197.00	197.00	182.00	788.00
	Adam West	185.00	145.00	181.00	186.00	167.00	697.00
	Bashar	0.00	0.00	0.00	0.00	0.00	0.00
	Benari	279.00	281.00	269.00	281.00	271.00	1110.00
	Chachar		0.00	0.00	0.00	0.00	0.00
	Fazl	240.00	206.00	226.00	240.00	251.00	912.00
	Hadaf	377.00	351.00	330.00	269.00	287.00	1327.00
	Kabir	0.00	0.00	0.00	6.00	0.00	6.00
	Kinza	53.00	52.00	51.00	53.00	51.00	209.00
	Kandhkot	2698.00	2564.00	2174.00	1928.00	1974.00	9364.00
	Mazrani	91.00	90.00	83.00	88.00	83.00	352.00
	Shahdad	345.00	337.00	339.00	348.00	329.00	1369.00
	Sharf	3500.00	3366.00	3391.00	3565.00	3394.00	13822.00
	Sub Total	**7967.00**	**7587.00**	**7241.00**	**7161.00**	**6989.00**	**29956.00**
MPCL	Aqeeq	19.78	16.94	13.40	12.45	10.51	62.57
	Iqbal	0.00	0.00	0.00	0.00	0.00	0.00
	Hilal	0.00	0.00	0.00	0.00	0.00	0.00
	Mari	23186.65	23476.26	20630.14	23324.22	18533.05	90617.27
	Shahbaz	0.00	0.00	0.00	0.00	189.97	0.00
	Shaheen	0.00	0.00	0.00	0.00	609.20	0.00
	Sujawal	4.56	0.73	6.81	4.67	2.64	16.77
	Sujjal	352.50	343.86	332.94	334.68	308.77	1363.97
	Sub Total	**23563.49**	**23837.78**	**20983.29**	**23676.02**	**19654.15**	**92060.58**
Eni (Pak)	Bhit	1632.65	1723.77	1715.18	1788.08	1820.19	6859.67
	Badhra	1169.53	1153.67	1109.44	1153.76	1143.35	4586.39
	Kadanwari	510.12	625.83	625.83	694.50	775.55	2456.28
	Sub Total	**3312.30**	**3503.27**	**3450.45**	**3636.33**	**3739.09**	**13902.35**
UEP Beta	Bitro	44.06	7.62	0.22	0.00		51.89
	Jugan	0.00	0.00	0.00	407.56	671.17	407.56
	Miano	830.44	900.86	864.39	904.18	768.11	3499.87
	Latif	632.37	663.38	681.03	595.74	614.28	2572.52
	Latif South						0.00
	Sawan	1221.51	1261.61	1163.84	1207.88	1077.03	4854.84
	Tajjal	0.00	0.00	0.00	0.00	0.00	0.00
	Sub Total	**2728.37**	**2833.47**	**2709.48**	**3115.36**	**3130.59**	**11386.68**
UEP Alpha	Mehar	380.53	318.99	278.50	382.69	434.04	1360.70
	Fazil	0.00	0.00	0.00	0.00	0.00	0.00
	Mitha	125.04	97.60	28.79	0.00	60.84	251.43
	Saqib	271.09	228.36	182.81	192.64	153.40	874.90
	Sofiya	0.00	0.00	0.00	0.00	19.08	0.00
	Sub Total	**776.65**	**644.96**	**490.10**	**575.33**	**667.36**	**2487.04**
PEL	Badar	373.33	113.57	200.43	202.80	211.70	890.12
	Hasan	66.21	65.98	65.55	64.22	59.23	261.96
	Khanpur	34.68	32.79	34.32	34.84	34.53	136.63
	Ayesha	288.86	297.23	286.54	291.47	281.87	1164.10
	Ayesha North	201.50	194.67	140.22	184.20	173.11	720.59
	Aminah	196.56	187.54	177.77	172.20	161.67	734.08
	Sadiq	0.00	0.00	0.00	0.00	0.00	0.00
	Block-22	0.00	0.00	0.00	0.00	0.00	0.00
	Sub Total	**1161.14**	**891.78**	**904.83**	**949.73**	**922.11**	**3907.48**
POGC	Rehman	1128.00	1069.00	1090.00	1072.00	1100.14	4359.00
	Rizq	577.50	570.30	543.70	482.60	537.58	2174.10
	Sub Total	**1705.50**	**1639.30**	**1633.70**	**1554.60**	**1637.72**	**6533.10**
	Sindh Total	**66647.89**	**64278.04**	**61466.87**	**64233.57**	**60250.25**	**257172.51**

Contd.

3.2 Production of Natural Gas

Unit: MMCFt

Company	Field	Jul., 2021	Aug., 2021	Sep., 2021	Oct., 2021	Nov., 2021	Year Total
KPK							
OGDCL	Chanda	362.62	324.82	343.09	346.52	327.35	1377.05
	Dhok Hussain	190.77	177.93	153.20	138.38	152.79	660.28
	Nashpa	2856.05	1959.78	2609.30	2823.47	2709.08	10248.60
	Mela	451.58	377.74	536.17	539.83	505.51	1905.32
	Togh	330.48	329.21	320.14	329.06	317.27	1308.89
	Togh bala	52.45	31.42	0.58	0.00	120.87	84.45
	Siab	0.00	0.00	0.00	0.00	0.00	0.00
	Sub Total	**4243.95**	**3200.90**	**3962.48**	**4177.26**	**4132.87**	**15584.59**
MOL	Makori	0.00	0.00	0.00	0.00	0.00	0.00
	Makori Deep	202.17	196.87	178.27	186.60	178.97	763.91
	Makori East	2482.42	2498.98	2389.53	2484.46	2354.82	9855.39
	Mamikhel	334.26	299.35	231.09	307.98	330.25	1172.68
	Manzalai	528.46	463.22	449.17	438.16	434.80	1879.01
	Maramzai	3948.83	3827.52	3505.74	3672.30	3512.74	14954.39
	Mardankhel	1345.84	1297.03	1180.23	1291.42	1255.94	5114.52
	Tolanj	69.13	66.43	62.15	61.18	55.94	258.89
	Tolanj West	171.67	167.84	135.28	160.01	149.93	634.80
	Sub Total	**9082.78**	**8817.24**	**8131.46**	**8602.11**	**8273.39**	**34633.59**
	KPK Total	**13326.73**	**12018.14**	**12093.94**	**12779.37**	**12406.26**	**50218.18**
Balochistan							0.00
OGDCL	Loti	707.69	716.43	699.59	719.76	683.84	2843.47
	Pirkoh	58.90	58.90	57.00	58.90	57.00	233.70
	Uch	13171.46	13242.84	12606.32	10018.85	12327.61	49039.47
	Sub Total	**13938.05**	**14018.17**	**13362.91**	**10797.51**	**13068.45**	**52116.64**
MPCL	Zarghum South	573.34	377.33	538.78	470.37	409.20	1959.82
	Sub Total	**573.34**	**377.33**	**538.78**	**470.37**	**409.20**	**1959.82**
PPL	Sui	10701.00	10532.00	10163.00	10636.00	10194.00	42032.00
	Sub Total	**10701.00**	**10532.00**	**10163.00**	**10636.00**	**10194.00**	**42032.00**
	Balochistan Total	**25212.39**	**24927.50**	**24064.69**	**21903.88**	**23671.65**	**96108.46**
	Pakistan Total	**108403.02**	**104440.23**	**100648.16**	**101872.64**	**99219.76**	**415364.06**

3.3 Company wise Production of Crude Oil and Natural Gas for the Year 2020-21

Name of Company	Crude Oil (US Barrels)	Number of Oil Fields	% Share in Total Production	Natural Gas (MMCFt)	Number of Gas Fields	% Share in Total Production
OGDCL	9751197	63	47.78	301867.25	70	29.32
PPL	2397973	14	11.75	195134.00	16	18.95
MPCL	507133	11	2.48	233290.42	12	22.66
OPPL	18075	1	0.09	4130.49	1	0.40
UEPL	2279714	86	11.17	109246.91	104	10.61
Eni(Pak)	42473	3	0.21	34148.38	3	3.32
OMV/UEP Beta	13774	3	0.07	28931.04	7	2.81
OMV Maurice/UEP Alpha	350246	3	1.72	8586.37	4	0.83
OPL	46146	3	0.23	617.51	3	0.06
POL	517739	12	2.54	3183.28	8	0.31
Dewan	9206	1	0.05	1643.69	1	0.16
MOL	4444637	9	21.78	83100.55	9	8.07
PEL	28998	3	0.14	8989.05	8	0.87
POGC	947	2	-	16742.36	2	1.63
Total	20408258	214	99.99535972	1029611	248	100

3.4 Province wise Production of Crude Oil and Natural Gas for the Year 2020-21

Province	Crude Oil (US Barrels)	Number of Oil Fields	% Share in Total Production	Natural Gas (MMCFt)	Number of Gas Fields	% Share in Total Production
Punjab	3588228	34	17.6	29479	30	2.9
Sindh	7323280	160	35.9	637316	197	62.0
K.P.K	9280217	16	45.5	124436	16	12.1
Balochistan	216533	4	1.1	235912	5	23.0
Total	20408258	214	100.0	1027144	248	100.0

Source: Directorate General of Petroleum Concession, Petroleum Division, Ministry of Energy, Islamabad.

3.5 Electricity Generation Data

Year	Month	Nuclear	Hydel	Thermal	Bagasse	Solar	Wind	Total Electricity Generation in (GWh)
2016-17		6867	32132	81107	1011	654	1421	123192
2017-18		9849	27729	93948	1020	714	2124	135384
2018-19		9134	32359	89426	920	772	3232	135843
2019-20		9898	38700	81539	571	858	2891	134457
2020-21		11089	38935	89299	711	911	2900	143845
2020	Oct	750	3174	7373	22	78	134	11531
	Nov	684	2990	4375	60	61	185	8355
	Dec	751	1789	5671	102	65	220	8598
2021	Jan	867	1467	6534	96	63	153	9180
	Feb	792	2034	5076	99	73	98	8172
	Mar	956	1740	7075	90	86	170	10117
	Apr	1084	2573	7712	71	88	197	11725
	May	1292	3465	8937	45	86	403	14228
	Jun	1637	3954	9068	56	80	511	15306
	Jul	1703	4695	10539	45	75	550	17607
	Aug	1633	5594	9957	24	82	550	17840
	Sep	1282	5085	9218	16	75	230	15906
	Oct	1393	2627	8740	7	80	185	13032

*= Provisional

Source: i. Electricity Generating Establishments
ii. CPPA Fuel Adjustment Documents available on NEPRA Website.

3.6 Mineral Production

Unit: M.T

Year	Month	Arg Clay	Barytes	Bauxite	Bentonite	Brine	Calcite	Chalk	China Clay	Coal	Copper Ore	Copper Blister	Chromite
		1	2	3	4	5	6	7	8	9	0	11	12
2016-17		5954130	91711	75375	42770	63795	4448	0	28710	3953992	1065	20	105238
2017-18		6335680	88847	145189	74268	63154	1692	0	19483	4477555	926	0	97420
2018-19		5709685	116480	92936	48332	45690	0	0	20756	5406817	420	0	138244
2019-20		5985310	55341	101047	107742	65740	0	0	14919	8599166	121	146	121435
2020-21		6587316	51553	97495	59744	97264	--	--	12309	9229377	--	452	140126
2020	Oct	506653	8057	2537	2253	4893	0	0	1948	911457	0	0	15249
	Nov	559297	4415	3606	3588	4232	0	0	2546	926432	0	0	18039
	Dec	543303	16627	16446	3746	4625	0	0	2649	876809	0	0	13582
2021	Jan	426738	10140	3728	2525	5545	0	0	1741	836325	0	0	15153
	Feb	237243	13383	4627	851	4573	0	0	1571	720666	0	0	11619
	Mar	420509	11762	15444	3020	4655	0	0	786	796326	0	0	11962
	Apr	--	--	--	--	--	--	--	--	--	--	--	--
	May	--	--	--	--	--	--	--	--	--	--	--	--
	Jun	--	--	--	--	--	--	--	--	--	--	--	--
	Jul	459352	6472	3127	2214	3841	0	0	680	769814	0	0	11653
	Aug	479863	8029	4241	7477	4842	0	0	990	760890	0	0	15928
	Sep	459216	4864	2510	2780	3304	0	0	1890	784100	0	44	14091
	Oct	506653	8057	2537	2253	4893	0	0	1948	911457	0	0	15249

*= Provisional

Source: Provincial Directorates of Mines & Minerals Punjab, Sindh, KPK, Balochistan & FATA.

3.6 Mineral Production

Unit: M.T

Year	Month	Dolomite	Emerald (Unit: Gram)	Feldspar	Fire Clay	Flourite	Fullers Earth	Garnet+Garnet Shist
		13	14	15	16	17	18	19
2016-17		301124	2293	273468	584478	2263	18417	286
2017-18		488825	3658	151743	841680	2777	9188	527
2018-19		472474	4351	295381	735077	4186	11323	8084
2019-20		302045	3706	343075	884040	5981	2842	1769
2020-21		388038	225	451985	1010038	7841	1840	1187
2020	Oct	25944	0	30618	57006	1013	470	336
	Nov	29359	0	18688	62060	51	180	322
	Dec	42934	0	34825	69050	1363	276	329
2021	Jan	36517	0	39772	64316	707	72	326
	Feb	39726	0	37299	61108	1035	72	327
	Mar	38121		38535	80020	871	96	326
	Apr	--	--	--	--	--	--	--
	May	--	--	--	--	--	--	--
	Jun	--	--	--	--	--	--	--
	Jul	19756	0	39454	47749	584	368	216
	Aug	37513	0	48101	4361	606	277	358
	Sep	54784	0	34950	49310	970	320	308
	Oct	25944	0	30618	57006	1013	470	336

Year	Month	Granite	Gravel	Gypsum	Iron ore	Laterite	Lime Stone	Magnesite
		20	21	22	23	24	25	26
2016-17		93465 r	399920	2079629	501664	643655	52149137	19656
2017-18		65752	930002	2475893	677206	850666	70818725	23596
2018-19		189847	1462046	2517825	627465	686180	75596326	42996
2019-20		186145	388259	2149872	573691	565847	65809919	16165
2020-21		331914	11971	2527215	805696	988418	76631785	15120
2020	Oct	32627	525	121788	79500	24036	4753142	289
	Nov	17520	400	180456	83994	24302	5172431	432
	Dec	17108	365	209696	76953	34267	4813747	404
2021	Jan	18676	485	139038	60731	25236	4216543	418
	Feb	10029	255	37460	58003	29737	3464894	411
	Mar	6617	255	133013	54574	27545	3991160	415
	Apr	--	--	--	--	--	--	--
	May	--	--	--	--	--	--	--
	Jun	--	--	--	--	--	--	--
	Jul	26003	530	159105	75145	31398	3939253	1342
	Aug	27969	550	161539	57633	48896	4721608	1589
	Sep	32899	560	134667	70381	54395	4725470	1109
	Oct	32627	525	121788	79500	24036	4753142	289

*= Provisional

Source: Provincial Directorates of Mines & Minerals Punjab, Sindh, KPK, Balochistan & FATA.

3.6 Mineral Production Data

Year	Month	Magnese	Marble	Nephrite	Ocher	Ordinary Sand	Ordinary Stone	Phosphate	Pumice	Quartz crystal,(Quartz+ Quartzite)	Rock Salt	Sand Stone
		27	28	29	30	31	32	33	34	35	36	37
2016-17		1220	4906233	676	86080	54421	32572	61677	3060	98909	3534075	183549
2017-18		153	8813025	1935	75939	41984	89466	68541	3436	126324	3653746	2037583
2018-19r		555	7736443	1050	81945	37514	28726	96208	1793	113553	3799106	407190
2019-20		502	5796906	135	132144	6923	31842	87724	1541	9267	3368978	5535
2020-21		150	7916880	549	106704	750	124955	120216	5629	19954	3365665	4771
2020	Oct	200	695406	0	0	0	0	10120	425	3249	191854	1463
	Nov	90	785143	0	6148	0	0	26207	349	2564	177225	1136
	Dec	0	579247	0	9000	0	0	21195	393	3057	161913	1080
2021	Jan		322381	0	9680		1227	14306	371	2670	252589	1328
	Feb		209772	0	11236		0	17751	382	2864	292946	1204
	Mar		210271	0	5659			16028	377	2767	249833	1266
	Apr	--	--	--	--	--	--	--	--	--	--	--
	May	--	--	--	--	--	--	--	--	--	--	--
	Jun	--	--	--	--	--	--	--	--	--	--	--
	Jul	0	550342	76	6292	0	98818	6506	31	2439	217422	1624
	Aug	0	651874	0	5670	0	0	9510	71	2607	244038	2268
	Sep	0	776578	1	6571	0	0	15679	283	1312	226418	2916
	Oct	200	695406	0	0	0	0	10120	425	3249	191854	1463

Year	Month	Sea Salt/Lake Salt	Shale Clay	Serpentine	Silica Sand	Slate Stone	Soap Stone	Sulphur	Trona	Crude Oil (in 000 Barrels)	Natural Gas (in MMCFt)
		38	39	40	41	42	43	44	45	46	47
2016-17		209076	3914902	6546	338457	587579	152279	23740	570	32269	1471854
2017-18		234598	4392160	609	376168	644313	141504	22040	350	32557	1458935
2018-19		213198	5813130	1158	805452	569375	158109	20715	465	32495	1436546
2019-20		114754	4692812	1623	780339	528118	150009	19948	250	28087	1316636
2020-21		226540	6835459	135	466225	678538	289423	19398	265	27568	1279216
2020	Oct	14821	343383	43	46981	17906	34071	1490	20	2305	101873
	Nov	18100	393813	50	52445	79798	27332	1248	10	2244	99221
	Dec	23047	332029	46	73197	84414	26726	1445	0	2334	105585
2021	Jan	23871	382402	48	48997	30551	23118	1356	0	2292	107302
	Feb	20454	340786	47	44336	57483	24922	1207	90	2036	94601
	Mar	23282	353739	47	78953	44017	24020	1235	70	2202	103033
	Apr	--	--	--	--	--	--	--	--	--	--
	May	--	--	--	--	--	--	--	--	--	--
	Jun	--	--	--	--	--	--	--	--	--	--
	Jul	7642	369666	108	27516	35573	21751	1482	0	2460	108403
	Aug	19226	376611	75	38873	37604	24451	1514	0	3559	174862
	Sep	6886	366921	84	45554	55090	52161	1465	0	2265	100649
	Oct	14821	343383	43	46981	17906	34071	1490	20	2305	101873

Source: Provincial Directorates of Mines & Minerals Punjab,
Sindh, KPK, Balochistan & FATA.

4. HEALTH

4.1(a) Monthly Immunization Coverage
Number of doses administered (0-11 months)children during 2021

Month(s)	BCG	OPV-0	OPV-1	OPV-2	OPV-3	IPV	Pentava-lent-1	Pentava-lent-2
Jan	638230	537277	594802	563933	562081	580937	616509	588245
Feb	598394	517698	598986	567410	560715	572936	603921	571739
Mar	543747	479679	532161	508845	508845	516513	534798	522328
Apr	508485	464941	493200	471276	477441	498893	492918	471383
May	501115	444977	480312	456501	459676	505242	480726	458633
Jun	601858	512843	572751	523504	527841	643014	572753	525093
Jul	565487	508318	517758	509821	505745	522427	521739	512210
Aug	630796	552482	547433	514373	519929	633648	548152	515841
Sept	658269	608486	557076	500485	492288	503314	561069	501349
Oct	634139	545087	585952	534973	517342	552353	585473	533861
Nov								
Dec								
Total	5880520	5171788	5480431	5151121	5131903	5529277	5518058	5200682

Contd.

4.1(a) Monthly Immunization Coverage
Number of doses administered (0-11 months)children during 2021

Month(s)	Pentava-lent-3	Pneumo-1	Pneumo-2	Pneumo-3	Rota-1	Rota-2	Measles-1
Jan	589822	594802	563933	562081	594802	563933	528087
Feb	567665	599420	567699	560986	598409	566787	507798
Mar	512076	512375	498215	486894	515574	498862	488189
Apr	476931	493200	471276	477441	492918	471383	463514
May	460173	478392	453628	456766	457780	432757	470159
Jun	529558	552047	503473	507384	566050	519224	605342
Jul	507120	520889	512210	506058	550003	511983	550003
Aug	515841	547101	514830	517965	540288	510914	560128
Sep	491842	561483	501544	492083	550185	491591	516260
Oct	516290	585507	533778	516043	580601	533418	553041
Nov							
Dec							
Total	5167318	5445216	5120586	5083701	5446610	5100852	5242521

Source : National Institute of Health, Islamabad.

4.1(b) Monthly Immunization Coverage
Number of doses administered (12-23 Months) children during 2021

Month	BCG	OPV-1	OPV-2	OPV-3	Penta-valent-1	Penta-valent-2	Penta-valent-3	Pneumo-1	Pneumo-2	Pneumo-3	Rota-1	Rota-2	Measles-2
Jan	0	1729	1430	1353	1729	1430	1353	1729	1430	1353	1729	1430	504590
Feb	0	0	0	0	0	0	0	0	0	0	0	0	520709
Mar	0	0	0	0	0	0	0	0	0	0	0	0	457468
Apr	0	0	0	0	0	0	0	0	0	0	0	0	435131
May	0	792	742	686	792	742	686	792	742	686	792	742	421059
Jun	0	0	0	0	0	0	0	0	0	0	0	0	517550
Jul	0	850	813	769	850	813	769	850	813	769	850	813	476983
Aug	0	0	0	0	0	0	0	0	0	0	0	0	478308
Sept	0	0	0	0	0	0	0	0	0	0	0	0	442617
Oct	0	1035	995	958	1035	995	958	1035	995	958	1035	995	472133
Nov													
Dec													
Total	0	4406	3980	3766	4406	3980	3766	4406	3980	3766	4406	3980	4726548

BCG = Bacillus of Chalmette and Guerin
OPV = Oral Polio Vaccine

Source : National Institute of Health, Islamabad.

4.1(c) Monthly Immunization Coverage
Number of TT doses administered to women during 2021

MONTH	Pregnant Women					Childbearing age women				
	TT1	TT2	TT3	TT4	TT5	TT1	TT2	TT3	TT4	TT5
Jan	417142	366464	20561	5669	2540	13858	7310	5239	1088	453
Feb	425824	367490	19877	5685	2678	14417	7624	5047	972	477
Mar	405996	355673	16799	4478	2098	14976	7773	5308	1073	488
Apr	398049	344430	15846	4527	1876	12131	6225	4392	833	377
May	408924	353835	15589	4889	2193	11747	6326	4322	877	414
Jun	472128	378433	22787	6171	2401	16146	8230	5514	1128	515
Jul	422948	377738	19570	5362	2391	13794	7462	4874	866	437
Aug	437841	376442	19925	5372	2450	13918	6939	4910	1005	458
Sept	433758	380684	18151	5164	2617	13107	6943	4817	998	457
Oct	360135	328432	6182	1449	664	12009	6267	4521	903	393
Nov										
Dec										
Total	4182745	3629621	175287	48766	21908	136103	71099	48944	9743	4469

TT = Tetanus Toxiod

Source : National Institute of Health, Islamabad.

4.2 National Aids Control Programme
HIV Treatment Centres
Monthly Report - June, 2021

S. No	Centre Name	Male		Female		Children		Transgender		TOTAL	TOTAL on ART
		Total	On ART	Total	On ART	Total	On ART	Total	On ART		
Federal											
1	PIMS, Islamabad	2822	1880	576	502	71	69	64	53	3533	2504
Punjab											
2	CMH, Rawalpindi	206	206	16	16	0	0	0	0	222	222
3	Mayo Hospital, Lahore	3705	1627	320	184	0	0	59	20	4084	1831
4	Services Hospital, Lahore	584	424	245	210	0	0	2	2	831	636
5	Peaditric Unit, Services Hospital, Lahore	0	0	0	0	518	292	0	0	518	292
6	Shaukat Khanum Hospital, Lahore	390	352	196	164	10	2	0	0	596	518
7	Jinnah Hospital, Lahore	1994	1382	340	236	0	0	77	52	2411	1670
8	DHQ Hospital, Sargodha	1414	943	292	229	46	33	19	17	1771	1222
9	DHQ Hospital, D.G Khan	2893	2568	706	656	12	9	7	6	3618	3239
10	DHQ Hospital Peds, D.G Khan	0	0	0	0	142	142	0	0	142	142
11	Allied Hospital, Faisalabad	2844	2771	379	362	0	0	57	52	3280	3185
12	Aziz Bhatti Hospital,Gujrat	2292	1736	586	510	0	0	1	1	2879	2247
13	Civil Hospital, Multan	1973	1972	321	321	20	20	93	93	2407	2406
14	BB Shaheed Hospital Rawalpindi	764	540	46	47	1	0	105	93	916	680
15	DHQ Hospital Sheikhupura	522	521	72	72	0	0	1	1	595	594
16	Sheikh Zayed Hospital Rahim Yar Khan	631	574	124	113	31	30	6	5	792	722
17	DHQ Hospital, Chiniot	150	154	88	89	0	0	4	4	242	247
18	THQ Hospital Kot Momin	265	233	284	255	66	57	0	0	615	545
19	ART Center Peds Kunjah	0	0	0	0	144	141	0	0	144	141
20	Fountain House Lahore	26	23	2	2	0	0	29	22	57	47
21	Basheeran Begum Jalalpur Jattan	176	154	143	139	0	0	0	0	319	293
22	ART Center, Mainwali	94	86	30	31	9	9	1	1	134	127
23	DHQ Hospital, Jehlum	138	130	19	17	0	0	0	0	157	147
24	DHQ Hospital, Okara	812	812	93	93	12	12	2	2	919	919
25	THQ Hospital Shahkot Nankana Shib	269	190	292	238	223	159	2	2	786	589
26	DHQ Hospital, Bahawalnager	389	389	26	26	0	0	0	0	415	415
27	DHQ Hospital, Muzafargarh	77	63	19	16	0	0	1	1	97	80
Sindh											
28	Civil Hospital, Karachi	4006	2737	423	369	16	2	121	104	4566	3212
29	Peaditric Unit, Civil Hospital, Karachi	0	0	0	0	259	214	0	0	259	214
30	Indus Hospital, Karachi	1370	1106	193	180	1	1	109	99	1673	1386
31	Aga Khan Hospital Adult, Karachi	165	164	36	36	0	0	1	1	202	201
32	Aga Khan HospitalPeds, Karachi	0	0	0	0	130	123	0	0	130	123
33	ART Center Liyari Karachi	621	612	55	53	2	2	25	25	703	692
34	Ghulam Mohammad Mehar College Hosp Sukkur	559	550	156	156	3	3	6	6	724	715
35	Chanka Medical College Hospital, Larkana	1898	1643	619	589	9	1	39	35	2565	2268
36	Sheikh Zayed Hospital Peds Larkana	0	0	0	0	358	335	0	0	358	335
37	Abbasi Shaheed Hospital Karachi	550	539	71	71	2	2	19	18	642	630
38	THQ Hospital Ratodero	138	135	314	313	1154	1135	3	3	1609	1586
39	Jinnah Post Graduate Medical College Hospital	220	216	29	29	2	2	78	77	329	324
40	Liaqat University of Medical & Health Sci Hyderal	921	922	416	416	12	12	31	31	1380	1381
41	THQ Hospital Sehwan Sharif	191	189	74	74	3	2	4	4	272	269
42	People Medical College Hospital, Nawabshah	109	109	41	41	1	1	4	4	155	155
43	Civil Hospital Mirpur Khas	94	94	23	23	2	2	0	0	119	119
Khyber Pakhtunkhwa											
44	Hayatabad Medical Complex, Peshawar	1900	1897	612	612	151	151	22	22	2685	2682
45	Lady Reading Hospital Peshawar	707	644	157	156	18	18	5	5	887	823
46	KDA Hospital, Kohat	426	387	182	166	33	30	2	2	643	585
47	Khalifa Gul Nawaz Hospital Bannu	269	270	112	112	16	16	0	0	397	398
48	DHQ Hospital Batkhela middle	20	20	7	7	2	2	0	0	29	29
Balochistan											
48	Bolan Medical Complex, Quetta	967	791	273	258	51	41	15	13	1306	1103
49	DHQ Hospital, Turbat	283	280	42	42	12	12	0	0	337	334
Total		40844	33035	9050	8231	3542	3082	1014	876	54450	45224

Source:- National Aids Control Programm, NIH, Islamabad.

4.3(a) Register Veterinary Medical Practitioner With PVMC- 2021

RVMP Registration for the year of 2021	Male	Female	D.V.M	M.Sc	M.Phil	Ph.D	Total
Jan	119	17	113	2	18	3	136
Feb	115	21	119	3	14	Nil	136
Mar	121	11	120	3	8	1	132
Apr	95	13	91	3	11	3	108
May	25	Nil	2	Nil	20	3	25
Jun	125	14	64	8	56	11	139
Jul	71	Nil	56	1	11	3	71
Aug	118	20	106	9	20	3	138
Sep	84	20	90	2	10	2	104
Oct	177	16	171	4	14	4	193
Nov							
Dec							
Total	1050	132	932	35	182	33	1182

Total RVMP Registered since 1st January 2021 to 31st December 2021=1618
Total RVMP Registered since 30th May 2000 to 31st December 2021= 17257

Source:- Pakistan Veterinary Medical Council, Islamabad

4.3(b) Registered Animal Husbandry Graduate With PVMC- 2021

RVMP Registration for the year of 2021	Male	Female	B.Sc. (Hons)	M.Sc.	Ph.D	Total
Jan	Nil	Nil	Nil	Nil	Nil	Nil
Feb	Nil	Nil	Nil	Nil	Nil	Nil
Mar	Nil	Nil	Nil	Nil	Nil	Nil
Apr	Nil	Nil	Nil	Nil	Nil	Nil
May	Nil	Nil	Nil	Nil	Nil	Nil
Jun	Nil	Nil	Nil	Nil	Nil	Nil
Jul	Nil	Nil	Nil	Nil	Nil	Nil
Aug	1	Nil	1	Nil	Nil	1
Sept	Nil	Nil	Nil	Nil	Nil	Nil
Oct	Nil	Nil	Nil	Nil	Nil	Nil
Nov						
Dec						
Total	1	Nil	1	Nil	Nil	1

Total RAHG Registered since 1st January 2021 to 31st December 2021= 01
Total RAHG Registered since 30th May 2000 to 31st December 2021= 515

Source:- Pakistan Veterinary Medical Council, Islamabad

4.4 Tuberculosis Report (FTI)
(Apr-Jun, 2021)

Provinces/Regions	TB Cases B+ (N+R)	CDR	TB All Types			CDR Total	% Treatment Success Rate* (TSR)
		B+	Male	Female	Total		
Punjab	21158	71%	24154	22199	46353	59%	NA
Sindh	8006	61%	8970	7777	16747	48%	NA
KP & FATA	3172	32%	5048	4539	9587	37%	NA
Balochistan	1189	33%	1337	1367	2704	29%	NA
Gilgit Baltistan	88	21%	405	365	770	71%	NA
AJK	557	51%	615	574	1189	42%	NA
ICT	111	18%	155	103	258	16%	NA
Pakistan	34281	58%	40684	36924	77608	50%	NA

CDR : Case Deduction Rate
B+ Bacteriologically positive N+ New Case
R: Replapse Cases * Available One Year Lag

Source: National TB Control Programme NIH, Islamabad.

5. MANUFACTURING

5.1 Quantum Index Numbers of Large-Scale Manufacturing Industries

Year/month		Manufacturing (Over all)	Selected Items						
			Vegetable Ghee	Tea Blended	Cigarettes	Cotton Yarn	Cotton Cloth	Jute Goods	Paper & Board
					(2005-06=100)				
2016-17		104.18	103.12	108.18	64.16	100.66	100.40	108.15	109.58
2017-18		111.45	108.49	112.92	110.34	100.72	100.44	133.95	119.86
2018-19		115.24	112.12	107.42	113.47	100.76	100.66	121.18	115.39
2019-20		102.43	117.17	96.56	86.10	89.85	89.93	117.45	115.81
2020-21		113.92	117.18	99.58	96.32	101.06	100.89	126.06	119.70
2020	Oct	110.98	118.21	90.92	95.15	100.74	100.90	117.80	128.21
	Nov	111.77	125.91	105.57	94.48	100.81	100.93	114.13	127.32
	Dec	122.63	123.24	120.25	83.11	101.03	100.95	130.34	122.06
2021	Jan	125.67	119.58	105.92	100.98	101.12	100.94	142.72	127.94
	Feb	126.46	115.12	98.09	100.51	101.31	100.96	145.58	115.60
	Mar	121.12	115.69	117.42	120.44	101.31	100.97	171.41	129.89
	Apr	114.76	118.82	111.25	114.59	101.45	100.98	150.54	129.18
	May	107.64	115.32	111.45	96.32	101.47	101.01	135.20	116.17
	Jun	117.46	120.42	96.57	59.95	101.49	101.02	84.97	103.58
	Jul	4.11	102.10	97.31	93.27	101.50	101.16	71.81	101.50
	Aug	18.72	105.69	100.20	118.02	101.51	101.05	66.79	139.35
	Sep	7.12	108.38	110.64	127.53	101.49	101.04	88.80	133.68
	Oct	5.05	114.74	101.59	98.79	101.50	101.07	120.92	133.64

Source:- (i) Provincial Bureau of Statistics
(ii) Ministry of Industries

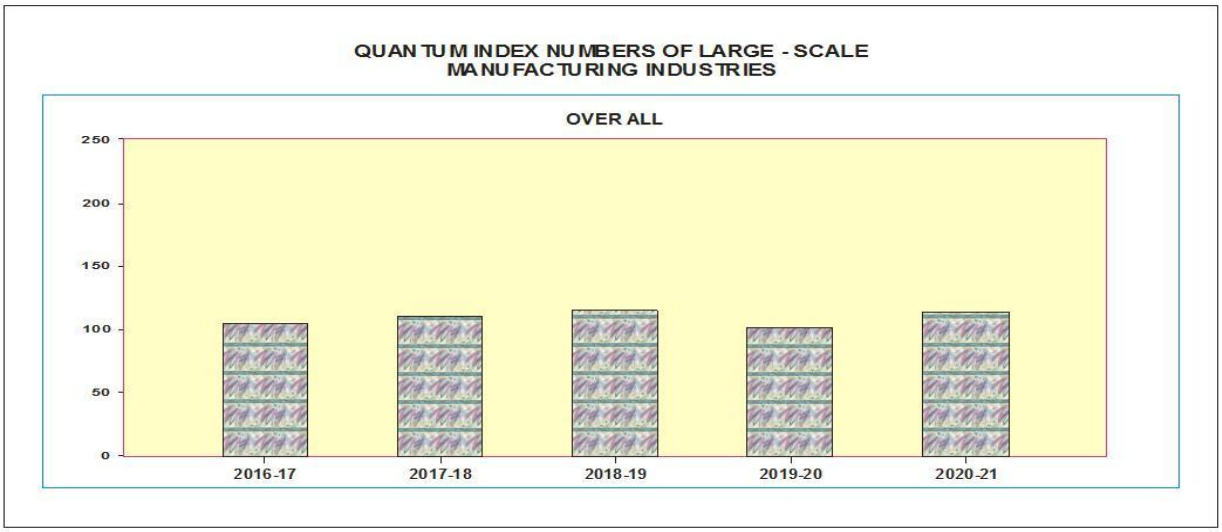

Contd.

5.1 Quantum Index Numbers of Large-Scale Manufacturing Industries

Year/month	Selected Items				
	Cement	Auto Mobile	Fertilizers		
			Nit Fertilizer	Phos Fertilizer	Total
			(2005-2006=100)		
2016-17	104.18	106.95	101.51	102.81	101.68
2017-18	111.45	126.90	91.41	93.22	91.64
2018-19	115.24	116.82	99.07	95.34	98.60
2019-20	102.43	53.75	104.01	94.95	102.85
2020-21	113.92	82.27	110.17	112.61	110.48
2020 Oct	173.50	73.66	124.27	128.35	124.79
Nov	135.78	77.73	108.95	125.53	111.06
Dec	139.98	75.80	105.33	121.29	107.36
2021 Jan	144.99	87.50	97.80	56.61	92.55
Feb	137.27	84.56	93.74	82.23	92.27
Mar	159.52	114.47	106.47	110.32	106.96
Apr	143.12	94.38	115.84	119.89	116.35
May	111.29	83.99	123.61	122.56	123.47
Jun	158.03	117.37	108.24	123.08	110.13
Jul	124.94	101.91	108.46	122.29	110.22
Aug	127.51	110.54	108.78	125.67	110.93
Sep	135.94	124.46	91.04	121.31	94.90
Oct	151.83	106.29	114.89	128.23	116.59

Source: (i) Provincial Bureaus of Statistics
(ii) M/o. Industries & Production

5.2 Production of Manufacturing Items

Year / Month		Vegetable Ghee (i)		Sugar (i)		Tea Blended (ii)	
		No. of reporting factories	Production (Tonnes)	No. of reporting factories	Production (Tonnes)	No. of reporting factories	Production (Tonnes)
2016-17		87	1280086	84	7048558	5	149091
2017-18		94	1346774	84	6565817	5	155620
2018-19		94	1391775	84	5259903	5	148043
2019-20		94	1454440	84	4881225	5	133079
2020-21		94	1454607	84	5694411	5	137234
2020	Oct	94	122286	84	0	5	10442
	Nov	94	130253	84	458435	5	12125
	Dec	94	127483	84	1423187	5	13810
2021	Jan	94	123701	84	1926408	5	12165
	Feb	94	119088	84	1495092	5	11265
	Mar	94	119679	84	315854	5	13485
	Apr	94	122911	84	25302	5	12777
	May	94	119298	84	39630	5	12800
	Jun	94	124571	84	10503	5	11091
	Jul	94	105616	84	0	5	11176
	Aug	94	109334	84	0	5	11508
	Sep	94	112118	84	0	5	12707
	Oct	94	118691	84	0	5	11668

Contd.

5.2 Production of Manufacturing Items

Year/month			Beverages (i)		Cigarettes (ii)	
			No. of reporting units	Production (000 litres)	No.of reporting factories	Production (Million Nos.)
2016-17			48	3955843	7	34341
2017-18			48	3855298	7	59058
2018-19			48	3897185	7	60729
2019-20			48	3629253	7	46085
2020-21			48	3850805	7	51554
	2020	Oct	48	236984	7	4244
		Nov	48	192063	7	4214
		Dec	48	165085	7	3707
	2021	Jan	48	185092	7	4504
		Feb	48	271817	7	4483
		Mar	48	328259	7	5372
		Apr	48	359080	7	5111
		May	48	397364	7	4296
		Jun	48	344296	7	2674
		Jul	48	375270	7	4160
		Aug	48	337421	7	5264
		Sep	48	290923	7	5688
		Oct	48	265453	7	4406

* In the new base 2005-06 Beverages has been replaced by soft drinks, juices, syrups and squashes and liquors.

Source: (i) Provincial Bureaus of Statistics
(ii) M/o. Industries & Production

Contd.

5.2 Production of Manufacturing Items

Year/Month		No. of reporting factories	Cotton Textiles (Mills sector)												
			Capacity installed			Capacity worked			Spindle hours worked (Mn. No.)	Looms hours worked (Mn.No.)	Rotors hours worked (Mn.No.)	Consum-ption of Raw Cotton (Tonnes)	Total Yarn Produ-ction (Tonnes)	Surplus Yarn (Tonnes)	Total Prod-uction of Cloth(000) (Sq.m)
			No. of Spindles (000)	No. of Looms (000)	No. of Rotors (000)	No. of Spindles (000)	No. of Looms (000)	No. of Rotors (000)							
2016-17		408	13409	9	198801	11338	6	126583	77213	30	596	115871	3428073	3315	1043340
2017-18		408	13409	9	198801	11313	6	126583	51280	19	593	116176	3430050	2190	1043740
2018-19		408	13409	9	198801	11338	6	126583	86871	30	657	116839	3431390	3312	1046000
2019-20		408	13409	9	198801	11338	6	126583	19897	9	625	29910	3059942	826	934540
2020-21													3441585		1048447
2020	Oct												285900		87375
	Nov												286100		87400
	Dec												286725		87425
2021	Jan												286975		87410
	Feb												287510		87430
	Mar												287525		87435
	Apr												287900		87450
	May												287980		87470
	Jun												288030		87485
	Jul												288050		87600
	Aug												288075		87510
	Sep												288015		87495
	Oct												288055		87525

*** The data for the year 2018-19 includes data of 10 month (July-April).**

5.2 Production of Manufacturing Items

Year / Month	Cotton Cloth (Mills Sector) (Thousand square metres)															Grand Total
	Fine					Medium					Coarse					
	Grey	Blea-ched	Dyed & Printed	Blen-ded	Total	Grey	Blea-ched	Dyed & Printed	Blend-ed	Total	Grey	Blea-ched	Dyed & Printed	Blend-ed	Total	
2016-17	334305	40579	86469	39118	500470	122312	54492	172566	6054	355424	120793	3228	21312	13062	187395	1043289
2017-18	337105	38495	84542	36954	497073	114052	53382	170909	5677	353020	123149	34060	23285	13805	194299	1044405
2018-19	337571	38093	86705	36894	499263	122887	53448	169566	5883	351784	122878	34685	23457	13933	194953	1046000
2019-20																
2020-21																
2020 Oct	-	-	-	-	-	-	-	-	-	-	-	-	-	-	-	-
Nov	-	-	-	-	-	-	-	-	-	-	-	-	-	-	-	-
Dec	-	-	-	-	-	-	-	-	-	-	-	-	-	-	-	-
2021 Jan	-	-	-	-	-	-	-	-	-	-	-	-	-	-	-	-
Feb	-	-	-	-	-	-	-	-	-	-	-	-	-	-	-	-
Mar	-	-	-	-	-	-	-	-	-	-	-	-	-	-	-	-
Apr	-	-	-	-	-	-	-	-	-	-	-	-	-	-	-	-
May	-	-	-	-	-	-	-	-	-	-	-	-	-	-	-	-
Jun	-	-	-	-	-	-	-	-	-	-	-	-	-	-	-	-
Jul	-	-	-	-	-	-	-	-	-	-	-	-	-	-	-	-
Aug	-	-	-	-	-	-	-	-	-	-	-	-	-	-	-	-
Sep	-	-	-	-	-	-	-	-	-	-	-	-	-	-	-	-
Oct	-	-	-	-	-	-	-	-	-	-	-	-	-	-	-	-

Source: Textile Commissioner's Organization, Karachi.

Contd.

* The data for the year 2018-19 includes data of 10 month (July-April).

5.2 Production of Manufacturing Items

Year / month	No. of reporting factories	Jute Textiles								
		Capacity installed		Capacity worked		Production (Tonnes)				Raw Jute consumed (Bales)
		No. of Spindles	No. of Looms	No. of Spindles	No. of Looms	Total	Hessian	Sacking	Others	
2016-17	10	24272	1138	12917	711	59890	9466	36785	13639	328197
2017-18	10	24712	1072	14331	796	74180	9970	49458	14752	406506
2018-19	10	25208	1102	14675	791	67106	11720	43688	11698	367735
2019-20	10	25060	1102	18883	821	65042	12211	43188	9643	356425
2020-21	10	25060	1102	18583	821	69811	18481	42604	8726	
2020 Oct						5436	1619	2972	845	
Nov						5267	1663	2688	916	
Dec						6015	1789	3162	1064	
2021 Jan						6586	1909	3647	1030	
Feb						6718	1577	4423	718	
Mar						7910	1519	5871	520	
Apr						6947	1626	4747	574	
May						6239	1507	4276	456	
Jun						3921	850	2816	255	
Jul						3314	719	338	338	
Aug						3082	799	359	359	
Sep						4098	1078	667	667	
Oct						5580	1287	931	931	

Source: Pakistn Jute Mills Association

* The data for the year 2018-19 includes data of 11 month (July-May).

5.2 Production of Manufacturing Items

Year/month		Paper		Paper Board	
		No. of reporting factories	Production (Tonnes)	No. of reporting factories	Production (Tonnes)
2016-17		36	263876	21	404625
2017-18		36	273898	21	457331
2018-19		36	256677	21	447286
2019-20		36	257628	21	448894
2020-21		36	229001	21	501213
2020	Oct	36	21170	21	44009
	Nov	36	22400	21	42329
	Dec	36	20674	21	41379
2021	Jan	36	19368	21	45674
	Feb	36	19901	21	38869
	Mar	36	20800	21	45234
	Apr	36	21104	21	44570
	May	36	15556	21	43501
	Jun	36	19439	21	33220
	Jul	36	16973	21	34626
	Aug	36	20820	21	50025
	Sep	36	21541	21	46421
	Oct	36	22073	21	45869

Source: M/o. Industries & Production.

Contd.

5.2 Production of Manufacturing Items

Year / month	Chemicals (Tonnes)				
	No. of reporting factories	Soda Ash (i)	Caustic Soda (i)	Sulphuric Acid (ii)	Chlorine Gas (ii)
2016-17	2	479718	223855	55979	16316
2017-18	2	509753	270126	48960	16587
2018-19	2	572066	246613	49362	17528
2019-20	2	550614	342422	40311	15832
2020-21	2	594277	394120	72481	17078
2020 Oct	2	49987	34803	7743	1593
Nov	2	51867	32445	4095	1598
Dec	2	53348	34342	6050	1353
2021 Jan	2	50887	29173	7721	1553
Feb	2	48236	33473	6917	1365
Mar	2	54949	35464	4202	1439
Apr	2	54553	36364	5612	1457
May	2	52303	32777	5647	1191
Jun	2	48012	32957	10472	1392
Jul	2	52099	31914	9611	1404
Aug	2	54120	27154	9189	1452
Sep	2	55232	31790	11358	1642
Oct	2	55858	36874	9729	1761

Source:- (i) Provincial Bureaus of Statistics
(ii) M/o. Industries & Production.

Contd.

5.2 Production of Manufacturing Items

Year/ month		Chemical Fertilizers (Tonnes) (i)						Paints & Varnishes Solid(ii)		Paints & Varnishes Liquid (ii)	
		No. of reporting factories	Urea	Super Phosphate	Ammonium Nitrate	Nitro Phosphate	DI.Amm. Phosphate	No. of reporting factories	Production (Tonnes)	No. of reporting factories	Production (000 Ltrs.)
2016-17		14	8091574	81649	664656	630156	802385	22	49173	20	49282
2017-18		14	7219066	65194	518947	471352	758379	22	51930	20	42836
2018-19		14	7714004	78050	448941	443948	785145	22	52265	20	43435
2019-20		14	8101588	55806	545665	602657	737664	22	51761	20	37137
2020-21		14	8850660	104585	786128	876369	788671	22	90166	20	37248
2020	Oct	14	597580	13339	66950	77805	75672	22	7203	20	3251
	Nov	14	515195	9380	71380	78030	77136	22	7628	20	2755
	Dec	14	493507	7084	71373	77983	72751	22	7423	20	2978
2021	Jan	14	455153	8242	67356	76198	16850	22	9383	20	3359
	Feb	14	435998	11547	62396	71419	38271	22	6475	20	3143
	Mar	14	514159	12273	56501	58166	66103	22	12214	20	3111
	Apr	14	552231	7044	67387	75457	70846	22	8219	20	3100
	May	14	597886	6501	66656	72504	75291	22	5195	20	3154
	Jun	14	512234	8224	69571	74161	75244	22	5904	20	3025
	Jul	14	511824	8291	70251	76420	73691	22	5692	20	2621
	Aug	14	515319	8421	67741	76358	76819	22	7392	20	2767
	Sep	14	416692	9656	69332	75819	72142	22	6101	20	2766
	Oct	14	539606	13844	77119	78859	74759	22	8356	20	2589

Source: (i) Provincial Bureau of Statistics.
(ii) M/o. Industries & Production.

Contd.

5.2 Production of Manufacturing Items

Year/Month		No. of Reporting Refineries	Petroleum Products (000 Ltrs.)											
			Jet Fuel	Kerosene	Motor Spirit	High Speed Diesel	Diesel Oil N.O.S.	Furnace Oil	Lubri-cating Oil	Jute Batching Oil	Solvent-Neptha	L.P.G.	Petroleum Products N.O.S.	Total Petroleum Prodiucts
2016-17		4	1134864	161097	2517957	5466522	28770	3215366	216810	2596	1026183	501370	367459	14638994
2017-18		4	1128146	141600	2988436	6282558	38369	3477921	200204	2831	1084763	725174	507136	16577137
2018-19		4	1020558	139990	3084619	5664664	44757	3063211	219777	2421	792954	850156	309469	15192573
2019-20		4	728634	107794	2683505	4529186	27069	2369885	155287	2177	550604	758723	225722	12138587
2020-21		4	610696	117621	3424325	5612466	18603	2717129	172577	2420	527455	873106	253416	14329813
2020	Oct	4	48406	10455	264074	468864	1532	242373	19144	152	52144	72077	18452	1197674
	Nov	4	52490	8259	283316	446293	861	244246	19282	152	35011	76411	17197	1183517
	Dec	4	64001	6327	317661	497322	1656	265573	19502	144	49570	82663	20378	1324798
2021	Jan	4	51710	6038	281863	421783	1737	227608	15617	132	50455	79197	20036	1156175
	Feb	4	52730	8801	258487	420452	2099	188923	15504	196	40506	68579	27858	1084136
	Mar	4	63768	10255	289243	484099	678	211228	17119	366	33603	76231	28676	1215266
	Apr	4	51671	11958	325986	459617	2187	217648	15528	444	50259	72031	23987	1231316
	May	4	44609	7936	271206	456371	1420	194928	13518	105	44301	70987	23460	1128840
	Jun	4	48837	11714	314253	560918	1687	254685	14567	144	53935	73037	27463	1361240
	Jul	4	47322	14103	279597	466558	1229	194686	16750	202	51508	75009	14062	1161026
	Aug	4	48608	10273	306877	466950	2365	212448	15378	0	36391	73883	24770	1197942
	Sep	4	61064	12321	282319	503560	2117	230220	16450	316	49913	78033	15131	1251444
	Oct	4	75219	12217	306346	521352	2172	269259	17673	235	67136	78881	23847	1374337

Source:- Oil Companies Advisory Committee.

Contd.

5.2 Production of Manufacturing Items

Year/month	Manufacture/Assembly of Automobiles (Nos.) (i)							Bicycles (ii)	
	Cars	Jeeps (4x4)	Light commercial vehicles	Trucks	Buses	Motor Cycles	Tractors	No. of reporting factories	Production (Nos.)
2016-17	186936	3530	24265	7712	1118	2500650	53975	3	200218
2017-18	217774	13364	29055	9187	784	2825071	71894	3	200289
2018-19	209255	7525	24453	6035	913	2459849	49902	3	173515
2019-20	94325	3564	12068	2945	532	1813448	32608	3	141125
2020-21	142788	11335	28458	3424	543	2475894	50700	3	79310
2020 Oct	10844	714	1978	256	34	221655	4003	3	5400
Nov	11002	883	2378	255	72	226418	3843	3	5550
Dec	11025	855	2330	206	48	209788	4217	3	5900
2021 Jan	12721	1282	2664	155	46	205055	3631	3	6400
Feb	12183	1050	2604	246	53	203665	4375	3	6900
Mar	16446	1739	3194	296	57	223438	5462	3	7300
Apr	13650	1131	2496	360	42	206584	4684	3	8300
May	12231	832	2558	389	27	191910	4110	3	8800
Jun	17183	1194	2620	442	60	201806	5066	3	9100
Jul	14930	1328	2576	300	37	186463	4609	3	10400
Aug	16197	1056	3524	461	42	189831	4675	3	10700
Sep	18223	1259	3091	566	38	199699	3282	3	11000
Oct	15355	1179	3801	437	44	212301	4904	3	11402

Source:- (i) Provincial Bureau of Statistics
(ii) M/o. Industries & Production

Contd.

5.2 Production of Manufacturing Items

Year/month	Steel Products (Tonnes) (i)					
	Coke	Pig iron	Billets	H.R. sheets/ strips/plates/ coils	C.R. sheets/ strips/plates/ coils	Galvanized sheets
2016-17	0	0	4099000	0	0	0
2017-18	0	0	5186000	0	0	0
2018-19	0	0	3874036	0	0	0
2019-20	0	0	3164000	0	0	0
2020-21	0	0	4777000	0	0	0
2020 Oct	0	0	383,000	0	0	0
Nov	0	0	381,000	0	0	0
Dec	0	0	440,000	0	0	0
2021 Jan	0	0	437,000	0	0	0
Feb	0	0	410,000	0	0	0
Mar	0	0	443,000	0	0	0
Apr	0	0	422,000	0	0	0
May	0	0	360,000	0	0	0
Jun	0	0	431,000	0	0	0
Jul	0	0	387,000	0	0	0
Aug	0	0	421,000	0	0	0
Sep	0	0	576,000	0	0	0
Oct	0	0	583,000	0	0	0

Source: M/o. Industries & Production.

Contd.

5.2 Production of Manufacturing Items

Year/Month		Cycle Tyres (i)		Cycle Tubes (i)		Motor tyres (i)		Motor tubes (i)		Cement (ii)	
		No. of reporting factories	Produ-ction (000 Nos.)	No. of reporting factories	Produ-ction (000 Nos.)	No. of reporting factories	Produ-ction (000 Nos.)	No. of reporting factories	Produ-ction (000 Nos.)	No. of reporting factories	Produ-ction (000 MT)
2016-17		10	3930	10	7577	8	9710	8	24635	23	37022
2017-18		10	3753	10	7717	8	10392	8	24665	23	41148
2018-19		10	4584	10	9907	8	10807	8	25514	23	39924
2019-20		10	4438	10	9058	8	11128	8	24550	23	39121
2020-21		10	3519	10	6795	8	9458	8	22447	23	49797
2020	Oct	10	315	10	605	8	1017	8	1918	23	5123
	Nov	10	318	10	610	8	966	8	1922	23	4009
	Dec	10	272	10	527	8	646	8	1858	23	4133
2021	Jan	10	276	10	531	8	656	8	1836	23	4281
	Feb	10	280	10	535	8	604	8	1886	23	4053
	Mar	10	284	10	540	8	670	8	1842	23	4710
	Apr	10	289	10	545	8	643	8	1858	23	4226
	May	10	293	10	552	8	593	8	1834	23	3286
	Jun	10	296	10	554	8	687	8	1840	23	4666
	Jul	10	300	10	557	8	646	8	1858	23	3689
	Aug	10	304	10	564	8	672	8	1862	23	3765
	Sep	10	308	10	571	8	701	8	1875	23	4014
	Oct	10	314	10	573	8	660	8	1869	23	4483

Source:(i) Provincial Bureaus' of Statistics.
(ii) M/o. Industries & Production.

Contd.

5.2 Production of Manufacturing Items

Year/month	No. of Reporting Factories	Electric Bulbs (iii) Production (000 Nos.)	No. of Reporting Factories	Electric Tubes (iii) Production (000 Metres)
2016-17	7	72394	0	0
2017-18	7	76440	0	0
2018-19	7	63652	0	0
2019-20	7	57785	0	0
2020-21	7	51325	0	0
2020 Oct	7	5676	0	0
Nov	7	5085	0	0
Dec	7	4431	0	0
2021 Jan	7	3766	0	0
Feb	7	3551	0	0
Mar	7	3377	0	0
Apr	7	3889	0	0
May	7	3957	0	0
Jun	7	2128	0	0
Jul	7	2235	0	0
Aug	7	2449	0	0
Sep	7	2349	0	0
Oct	7	2275	0	0

Source: Provincial Bureaus of Statistics.

5.2 Production of Manufacturing Items

Year/Month		Sewing Machines		Electric Motors		Electric Transformers		T.V. Sets	
		No. of reporting factories	Production (Nos.)	No. of reporting factories	Production (Nos.)	No. of reporting factories	Production (Nos.)	No. of reporting factories	Production (Nos.)
2016-17		8	18290	19	9206	7	36995	9	438869
2017-18		8	23360	19	27195	7	47100	9	400307
2018-19		8	35420	19	56838	7	31284	9	380690
2019-20		8	28562	19	37675	7	23207	9	282072
2020-21		8	20211	19	30054	7	28781	9	209719
2020	Oct	8	1703	19	3075	7	2600	9	19280
	Nov	8	1655	19	2516	7	2450	9	14059
	Dec	8	1687	19	1935	7	2296	9	14500
2021	Jan	8	1820	19	1978	7	2220	9	16500
	Feb	8	1590	19	2278	7	2230	9	17000
	Mar	8	1946	19	2363	7	2400	9	17500
	Apr	8	1727	19	2566	7	2744	9	16893
	May	8	1632	19	2504	7	2190	9	16500
	Jun	8	1675	19	2479	7	2176	9	17000
	Jul	8	1734	19	2344	7	1910	9	16500
	Aug	8	1739	19	2257	7	1880	9	17000
	Sep	8	1540	19	1906	7	2085	9	17200
	Oct	8	1634	19	1844	7	2200	9	17500

Source: Provincial Bureaus of Statistics.

6. MONEY & CREDIT

6.1 Reserve Money

(Million Rupees)

Components	2016-17	2017-18	2018-19 (R)	2019-20 (R)	2020-21
A. Currency in Circulation	3911315	4387828	4950039	6142016	6909937
B. Cash in Tills	264627	255891	343516	325508	378302
C. Other Deposits with SBP1	22692	26962	33636	41218	68003
D. Bank Deposits	669338	813949	1246239	1171104	1307242
Reserve Money (A+B+C+D)	4867972	5484630	6573429	7679845	8663484
Factor Affecting Reserve Money (RM)					
A. Net Foreign Assets	828923	12453	-1127203	-181347	930600
B. Net Domestic Assets (1+2+3)	4039049	5472177	7700632	7861192	7732884
1. Net Govt. Sector Borrowing (i+ii)	2337124	3600435	6675650	6524286	5407407
i. Borrwoings for Budgetary Support	2350109	3613406	6691870	6538797	5419751
a) Federal Government	2440624	3667619	6833275	6750123	5799536
of which deposits with SBP	-91238	-40546	-967305	-565997	-926776
b) Provincial Government	-88555	-43840	-127135	-192737	-346850
Balochistan	-1460	-5329	-19072	-39105	-37307
Khyber Pakhtunkhwa	-30245	-23945	-16983	-8321	-31540
Punjab	-38146	-5114	-70339	-81570	-207104
Sindh	-18704	-9453	-20741	-63741	-70899
c) AJK Government	7279	5515	-97	-5047	-12368
d) Gilgit-Baltistan	-9239	-15888	-14174	-13543	-20566
ii. Others	-12985	-12971	-16220	-14510	-12344
2. Credit to Non-Govt. Sector (i+ii+iii)	491157	562297	694966	895663	1308086
i. Claims on Scheduled Banks(a+b+c+d+e)	500160	569866	682889	876619	1281594
a. Agricultlure Sector	1217	1056	1279	1972	3865
b. Industrial Sector	79196	113524	150030	191951	413636
c. Export Sector	238383	292539	386843	528035	589340
d. Housing Sector	0	0	0	0	0
e. Others	181364	162747	144737	154661	274753
ii. Claims on NBFIs	15241	16675	36321	43288	50736
iii. PSEs Special A/c Debt Repayment with SBP/PSPC*	-24244	-24244	-24244	-24244	-24244
3. Other Items (Net)	1210768	1309445	330016	441243	1017391
Reserve Money (RM) (A+B)	4867972	5484630	6573429	7679845	8663484

P Provisional

Source: Statistics & Data Wearhouse Department, SBP

Note: 1. Excuding IMF A/c Nos. 1&2, SAF loan account, counterpart funds, deposits of foreign central banks, foreign govts. International organizations and deposit money banks.

i. Data is based on weekly returns. The quarterly data covers the period up to the last working day of the month and others months data up to the last working day of last week.

ii. Data from 30 June 2013 onward is revised on account of reclassification of SBP accounts.

6.1 Reserve Money

(Million Rupees)

Components	2020			2021
	Oct.(R)	Nov.(P)	Dec.(P)	Jan.,
A. Currency in Circulation	6123673	6202236	6206488	6363765
B. Cash in Tills	332429	337495	346318	323031
C. Other Deposits with SBP1	53681	53427	57670	55971
D. Bank Deposits	1134430	943029	1081088	1014132
Reserve Money (A+B+C+D)	7644213	7536188	7691564	7756899
Factor Affecting Reserve Money (RM)				
A. Net Foreign Assets	-53500	79510	164156	171176
B. Net Domestic Assets (1+2+3)	7697712	7456679	7527408	7585723
1. Net Govt. Sector Borrowing (i+ii)	6329828	6030574	5939467	5916538
i. Borrwoings for Budgetary Support	6343240	6043817	5952896	5928361
a) Federal Government	6703738	6355285	6395706	6432040
of which deposits with SBP	-448935	-844285	-616694	-590426
b) Provincial Government	-322685	-274193	-405760	-462844
Balochistan	-67708	-63911	-77684	-78762
Khyber Pakhtunkhwa	-35595	-23365	-31614	-38462
Punjab	-163407	-130619	-213045	-263353
Sindh	-55975	-56298	-83418	-82267
c) AJK Government	-17927	-16488	-17655	-20572
d) Gilgit-Baltistan	-19886	-20788	-19395	-20263
ii. Others	-13412	-13243	-13429	-11822
2. Credit to Non-Govt. Sector (i+ii+iii)	1135328	1184437	1216811	1213720
i. Claims on Scheduled Banks(a+b+c+d+e)	1113941	1162751	1194113	1190323
a. Agricultlure Sector	2205	2266	2621	2926
b. Industrial Sector	262476	270003	281961	294911
c. Export Sector	533266	557626	572644	567954
d. Housing Sector	-	-	-	-
e. Others	315994	332856	336887	324532
ii. Claims on NBFIs	45631	45930	46942	47641
iii. PSEs Special A/c Debt Repayment with SBP/PSPC*	-24244	-24244	-24244	-24244
3. Other Items (Net)	232556	241668	371129	455465
Reserve Money (RM) (A+B)	7644213	7536188	7691564	7756899

Contd.

6.1 Reserve Money

(Million Rupees)

Components	2021				
	Feb.,	Mar.,	Apr.,	May,	Jun., (R)
A. Currency in Circulation	6468286	6541090	6814968	6943025	6909937
B. Cash in Tills	339338	329679	377516	450784	378302
C. Other Deposits with SBP1	57347	56624	61403	62723	68004
D. Bank Deposits	1002304	1008795	976716	928385	1307242
Reserve Money (A+B+C+D)	7867275	7936187	8230604	8384917	8663485
Factor Affecting Reserve Money (RM)					
A. Net Foreign Assets	174185	300435	600834	669602	930600
B. Net Domestic Assets (1+2+3)	7693090	7635752	7629770	7715315	7732885
1. Net Govt. Sector Borrowing (i+ii)	5905742	5280028	5365823	4684794	5407407
i. Borrwoings for Budgetary Support	5917624	5288072	5374451	4696496	5419751
a) Federal Government	6483040	5860089	5945105	5193897	5799536
of which deposits with SBP	-563165	-1240886	-905028	-1706875	-926776
b) Provincial Government	-516510	-522172	-516505	-445057	-346850
Balochistan	-85229	-78257	-74266	-63930	-37307
Khyber Pakhtunkhwa	-43493	-44570	-38572	-24602	-31540
Punjab	-283730	-306109	-308585	-289581	-207104
Sindh	-104059	-93236	-95082	-66945	-70899
c) AJK Government	-29240	-26584	-25725	-29538	-12368
d) Gilgit-Baltistan	-19666	-23262	-28424	-22805	-20566
ii. Others	-11882	-8044	-8628	-11702	-12344
2. Credit to Non-Govt. Sector (i+ii+iii)	1210186	1223724	1228203	1250538	1308086
i. Claims on Scheduled Banks(a+b+c+d+e)	1185662	1198631	1202346	1224553	1281594
a. Agricultlure Sector	3077	3298	3253	3749	3865
b. Industrial Sector	311544	332965	348234	366764	413636
c. Export Sector	548149	564735	579642	585482	589340
d. Housing Sector	-	-	-	-	-
e. Others	322892	297633	271217	268558	274753
ii. Claims on NBFIs	48768	49337	50101	50229	50736
iii. PSEs Special A/c Debt Repayment with SBP/PSPC*	-24244	-24244	-24244	-24244	-24244
3. Other Items (Net)	577161	1132001	1035744	1779982	1017392
Reserve Money (RM) (A+B)	7867275	7936187	8230604	8384917	8663485

Contd.

6.1 Reserve Money

(Million Rupees)

Components	2021			
	Jul.,	Aug.,	Sep.,	Oct.,
A. Currency in Circulation	7284559	7082871	7021556	7134118
B. Cash in Tills	390260	364680	398625	352105
C. Other Deposits with SBP1	66461	67311	70317	67416
D. Bank Deposits	1032651	1007753	977071	1054290
Reserve Money (A+B+C+D)	8773931	8522615	8467569	8607929
Factor Affecting Reserve Money (RM)				
A. Net Foreign Assets	1044609	1008102	903833	566626
B. Net Domestic Assets (1+2+3)	7729322	7514513	7563736	8041303
1. Net Govt. Sector Borrowing (i+ii)	4828587	5040922	5082382	5522155
i. Borrwoings for Budgetary Support	4843318	5055747	5096812	5534841
a) Federal Government	5319525	5616653	5764889	6281423
of which deposits with SBP	-1417236	-858510	-757326	-278021
b) Provincial Government	-434344	-515620	-615506	-684905
Balochistan	-49111	-55435	-60533	-65175
Khyber Pakhtunkhwa	-27680	-34344	-30752	-37479
Punjab	-274439	-331498	-402902	-447556
Sindh	-83114	-94342	-121318	-134695
c) AJK Government	-17048	-22333	-20377	-20289
d) Gilgit-Baltistan	-24815	-22953	-32194	-41388
ii. Others	-14731	-14825	-14430	-12686
2. Credit to Non-Govt. Sector (i+ii+iii)	1303839	1267862	1346341	1383404
i. Claims on Scheduled Banks(a+b+c+d+e)	1276957	1240770	1318210	1354805
a. Agricultlure Sector	3815	3972	3868	3908
b. Industrial Sector	432714	464443	491881	510541
c. Export Sector	587725	521420	575875	616585
d. Housing Sector	-	-	-	-
e. Others	252703	250935	246586	223771
ii. Claims on NBFIs	51126	51336	52375	52843
iii. PSEs Special A/c Debt Repayment	-24244	-24244	-24244	-24244
with SBP/PSPC*				
3. Other Items (Net)	1596895	1205728	1135012	1135743
Reserve Money (RM) (A+B)	8773931	8522615	8467569	8607929

P : Provisional

R: Revised

Note: 1. Excuding IMF A/c Nos. 1&2, SAF loan account, counterpart funds, deposits of foreign central banks, foreign govts. International organizations and deposit money banks.

i. Data is based on weekly returns. The quarterly data covers the period up to the last working day of the month and others months data up to the last working day of last week.

ii. Compilation of M I Based on weekly data has been discontinued and being compiled on monthly basis given in Table 2.1. The comparison of weekly and monthly compilation methodologies is available link, http:/ www.sbp.org.pk/ecodata.asp.

iii. Data from 30 June 2013 onward is revised on account of reclassification of SBP accounts.

* Includes investment of Rs. 100,149 million in Pakistan Security Printing Corporation (PSPC).

7. PRICE

7.1 Price Indices (General) with Percentage Change

		Consumer price index (National)		Consumer price index (all urban)		Consumer price index (all rural)		Wholesale Price Index	
		index	Annual/monthly rate of change (%)	index	Annual/monthly rate of change (%)	index	Annual/monthly rate of change (%)	index	Annual/monthly rate of change (%)
(2007-08 = 100)									
2016-17		212.29	4.16	-	-	-	-	216.02	4.03
2017-18		220.62	3.92	-	-	-	-	223.52	3.47
2018-19		236.81	7.34	-	-	-	-	250.28	11.97
2019-20		129.76	10.74	129.99	10.17	129.43	11.63	140.63	10.24
2020-21		141.31	0.78	140.57	0.77	142.42	0.78	153.87	1.61
(2015-16 = 100)									
2020	Oct	140.67	1.70	139.27	1.27	142.79	2.35	150.70	2.88
	Nov	141.83	0.82	140.16	0.64	144.34	1.09	149.28	-0.94
	Dec	140.86	-0.68	139.67	-0.35	142.65	-1.17	149.79	0.34
2021	Jan	140.56	-0.21	139.45	-0.16	142.23	-0.29	153.53	2.50
	Feb	143.09	1.80	142.61	2.27	143.82	1.12	156.90	2.20
	Mar	143.61	0.36	142.99	0.27	144.55	0.51	162.73	3.72
	Apr	145.09	1.03	144.91	1.34	145.37	0.57	162.15	-0.36
	May	145.24	0.10	145.19	0.19	145.32	-0.03	162.64	0.30
	Jun	144.82	-0.29	144.55	-0.44	145.24	-0.06	164.12	0.91
	Jul	146.76	1.33	146.41	1.29	147.28	1.40	167.86	2.28
	Aug	147.61	0.58	147.12	0.48	148.34	0.72	169.82	1.17
	Sep	150.74	2.12	150.08	2.01	151.74	2.29	175.20	3.17
	Oct	153.61	1.90	152.59	1.67	155.15	2.25	182.62	4.24

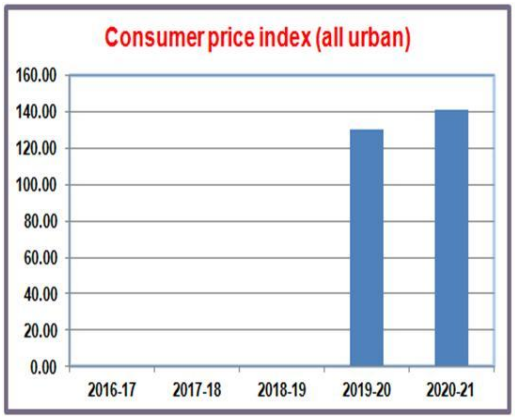

7.2 Combined Sensitive Price Indicator (SPI) by Quantile

Year/Month		Quantile					
		Q.1	Q.2	Q.3	Q.4	Q.5	Combined
(2007-08=100)							
2016 - 17		210.59	218.51	219.34	224.11	221.13	220.12
2017 - 18		212.44	220.56	222.20	226.97	225.03	223.58
2018 - 19		223.35	232.51	234.35	245.59	249.87	240.94
2019 - 20		131.85	127.17	129.28	126.47	129.52	128.49
2020 - 21		150.05	143.15	144.58	141.17	142.51	142.12
(2015-16 = 100)							
2020	Oct	148.20	142.66	143.81	140.08	140.58	140.50
	Nov	150.37	144.64	145.88	142.26	142.69	142.56
	Dec	146.29	141.37	143.13	139.99	141.48	140.68
2021	Jan	145.09	140.35	142.24	139.14	141.10	140.08
	Feb	149.65	144.23	145.58	142.21	144.22	143.57
	Mar	158.18	148.37	149.15	145.49	147.39	147.39
	Apr	158.83	148.76	149.95	146.45	148.11	148.02
	May	160.09	150.06	151.47	148.11	149.36	149.36
	Jun	159.38	148.89	150.36	146.89	148.16	148.21
	Jul	162.25	151.37	152.63	148.91	150.30	150.33
	Aug	163.39	152.44	153.77	150.08	151.79	151.62
	Sep	167.83	157.28	158.26	154.35	155.83	155.94
	Oct	171.43	161.39	162.30	158.45	161.13	160.71

7.3.1 Combined Urban Consumer Price Index Numbers by Commodity Groups

Year/ month		General	Food & Non - Alcoholic Beverages	Alcoholic Beverages Tobacco	Clothing & Footwear	Housing water, Elec,Gas Fuels	H.hold Equip & Repair, Maintai-nance	Health
				(2007-08=100)				
2016-17		212.29	226.59	368.88	233.36	192.91	223.90	201.82
2017-18		220.62	232.95	310.09	244.45	202.50	233.06	218.13
2018-19		236.81	242.62	345.33	260.88	221.07	251.44	235.29
2019-20		263.15	275.72	434.10	286.85	241.78	278.04	256.81
2020-21		140.57	145.67	151.95	139.43	137.44	135.34	148.22
2020	Oct	137.53	142.73	150.34	133.75	134.02	131.57	144.31
	Nov	140.16	149.77	152.13	136.62	134.09	133.72	145.98
	Dec	140.16	149.77	152.13	136.62	134.09	133.72	145.98
2021	Jan	139.45	141.87	152.14	137.97	137.52	134.95	148.06
	Feb	142.61	143.95	152.48	143.58	143.34	137.06	150.26
	Mar	142.99	146.51	153.44	144.65	141.07	138.33	151.94
	Apr	144.91	151.24	153.57	146.21	142.12	139.46	152.72
	May	145.19	152.94	153.81	146.36	140.52	140.17	153.41
	Jun	144.55	149.13	153.94	146.45	141.05	140.90	154.68
	Jul	146.41	151.66	153.94	146.78	143.00	142.29	155.00
	Aug	147.12	152.49	153.94	146.97	143.73	142.88	155.91
	Sep	150.08	158.53	154.23	147.12	145.99	144.03	156.84
	Oct	152.59	161.09	154.56	147.74	149.31	144.99	157.83

Year/ month		Transport	Communi-cation	Recreation & Culture	Education	Restau & Hotels	Miscellne-ous goods & services
2016-17		172.93	131.79	196.31	235.65	269.92	240.23
2017-18		182.18	133.26	200.24	264.79	285.88	254.99
2018-19		211.50	141.29	215.90	289.97	302.04	276.48
2019-20		232.44	145.91	229.52	306.05	331.93	311.91
2020-21		141.09	109.02	121.12	146.09	137.57	147.47
2020	Oct	140.06	108.23	120.03	145.49	134.14	144.68
	Nov	137.20	108.74	120.84	146.16	136.53	145.64
	Dec	137.20	108.74	120.84	146.16	136.53	145.64
2021	Jan	142.26	108.87	121.14	146.25	138.39	147.67
	Feb	145.36	108.95	121.56	146.26	139.00	150.08
	Mar	144.34	108.95	121.89	146.26	140.53	149.64
	Apr	142.56	110.33	121.91	146.71	140.81	150.56
	May	142.67	110.33	122.15	146.71	141.66	151.81
	Jun	144.31	110.36	124.35	146.89	142.77	153.41
	Jul	150.24	112.29	125.24	147.13	143.31	153.38
	Aug	151.29	112.30	125.93	148.72	143.47	154.10
	Sep	153.57	112.32	127.58	148.76	145.51	156.29
	Oct	161.70	112.42	129.48	148.99	146.92	157.79

7.3.2 Combined Rural Price Index Numbers by Commodity Groups

(2015-16 = 100)

Year/ Month		General	Food and non-alcoholic Beverages	Alcoholic Beverages, Tobacco	Clothing and footwear	Housing, water, Elec., Gas and other fuels	Furnishing and household equipment maintenance	Health
2020	Oct	142.79	152.60	134.65	143.15	129.57	135.45	145.21
	Nov	144.34	155.84	134.63	144.38	129.97	135.98	146.71
	Dec	142.65	149.78	135.11	145.70	132.24	136.86	148.04
2021	Jan	142.23	145.94	135.33	147.45	135.50	137.36	149.99
	Feb	143.82	146.10	135.46	147.93	141.76	138.88	151.36
	Mar	144.55	148.60	135.45	149.87	139.19	140.50	151.76
	Apr	145.37	150.10	134.91	151.38	139.18	141.78	152.51
	May	145.32	150.35	135.11	152.15	137.22	142.57	152.66
	Jun	145.24	148.93	135.56	152.58	138.05	143.57	153.18
	Jul	147.28	151.64	135.37	153.20	140.05	144.60	153.66
	Aug	148.34	152.96	135.37	153.41	141.47	145.48	154.46
	Sep	151.74	159.22	136.16	154.03	143.90	146.50	155.10
	Oct	155.15	163.49	136.85	154.90	147.72	148.01	156.16

(2015-16 = 100)

Year/ Month		Transport	Communication	Recreation and culture	Education	Restaurants and hotels	Misc. goods and services
2020	Oct	138.56	104.91	128.38	135.26	138.95	148.83
	Nov	135.81	105.08	128.75	135.26	140.37	149.40
	Dec	137.44	105.08	129.72	135.26	141.09	149.28
2021	Jan	140.17	105.08	130.62	135.37	141.96	150.73
	Feb	142.24	105.08	130.73	135.46	142.46	152.02
	Mar	141.43	105.11	131.05	135.46	142.56	150.92
	Apr	139.78	105.56	131.36	137.36	142.88	151.22
	May	139.88	105.56	132.34	137.36	143.66	151.91
	Jun	141.17	105.61	133.03	138.27	144.42	153.63
	Jul	146.61	105.77	133.72	138.99	144.82	155.53
	Aug	147.74	105.80	135.26	139.52	145.85	155.71
	Sep	149.28	105.80	136.71	139.52	146.78	157.69
	Oct	157.09	105.96	137.69	139.62	149.55	160.64

7.4.1 Annexure A:CPI (Urban) Index Numbers by Commodity Groups & Commodities (2015-16=100)

	Item and Specification	Weight	Index Numbers				% Change in October, 2021 over		
			Oct., 2021	Sept., 2021	Oct., 2020		Sept., 2021		Oct., 2020
	General	***100.00***	***152.57***	***150.08***	***139.27***	***+***	***1.66***	***+***	***9.55***
	Food and non-alcoholic Beverages	***30.42***	***161.03***	***158.53***	***147.23***	***+***	***1.58***	***+***	***9.37***
1	Wheat	0.61	177.61	165.61	169.68	+	7.25	+	4.67
2	Wheat flour	3.01	159.97	162.31	141.61	-	1.44	+	12.97
3	Wheat products	0.09	166.74	163.94	151.08	+	1.71	+	10.37
4	Besan	0.08	126.87	127.17	122.27	-	0.24	+	3.76
5	Rice	1.18	148.20	146.91	139.41	+	0.88	+	6.31
6	Bakery and confectionary	0.48	151.61	149.97	138.87	+	1.09	+	9.17
7	Nimco	0.12	154.23	150.40	133.68	+	2.55	+	15.37
8	Meat	2.04	181.62	178.55	155.08	+	1.72	+	17.11
9	Chicken	1.36	181.45	153.89	134.72	+	17.91	+	34.69
10	Fish	0.39	115.85	113.33	112.33	+	2.22	+	3.13
11	Milk fresh	7.11	146.11	145.52	133.50	+	0.41	+	9.45
12	Milk products	0.64	149.94	149.61	136.98	+	0.22	+	9.46
13	Milk powder	0.31	142.69	142.02	133.81	+	0.47	+	6.64
14	Eggs	0.51	193.16	205.35	189.00	-	5.94	+	2.20
15	Butter	0.09	196.85	195.79	173.48	+	0.54	+	13.47
16	Mustard oil	0.01	185.93	177.61	131.01	+	4.68	+	41.92
17	Cooking oil	1.10	200.69	197.19	143.33	+	1.77	+	40.02
18	Vegetable ghee	1.03	212.91	207.28	148.86	+	2.72	+	43.03
19	Dry fruits	0.33	138.34	137.28	131.56	+	0.77	+	5.15
20	Fresh fruits	1.44	122.33	121.00	105.60	+	1.10	+	15.84
21	Pulse masoor	0.16	123.40	123.41	104.91	-	0.01	+	17.62
22	Pulse moong	0.17	106.90	113.89	150.82	-	6.14	-	29.12
23	Pulse mash	0.12	106.92	109.24	103.56	-	2.12	+	3.24
24	Pulse gram	0.17	123.74	126.65	120.29	-	2.30	+	2.87
25	Gram whohe	0.09	138.63	136.93	123.29	+	1.24	+	12.44
26	Beans	0.04	176.82	174.20	157.51	+	1.50	+	12.26
27	Potatoes	0.45	220.82	200.66	273.51	+	10.05	-	19.26
28	Onions	0.59	122.93	140.81	171.57	-	12.70	-	28.35
29	Tomatoes	0.35	148.53	147.95	288.50	+	0.39	-	48.52
30	Fresh vegetables	1.53	180.64	156.72	170.25	+	15.26	+	6.10
31	Sugar	1.11	160.47	173.90	157.78	-	7.72	+	1.70
32	Gur	0.04	160.48	156.29	147.74	+	2.68	+	8.62
33	Honey	0.10	139.57	137.01	130.05	+	1.87	+	7.32
34	Sweetmeat	0.35	165.20	157.45	147.36	+	4.92	+	12.11
35	Ice cream	0.10	146.73	146.51	136.35	+	0.15	+	7.61
36	Condiments and Spices	1.33	207.82	216.14	195.08	-	3.85	+	6.53
37	Dessert preparation	0.04	133.28	133.27	126.53	+	0.01	+	5.33
38	Tea	0.84	151.88	144.75	140.70	+	4.93	+	7.95
39	Beverages	0.89	134.60	133.86	127.64	+	0.55	+	5.45
	Alcoholic Beverages, Tobacco	0.85	154.56	154.23	151.34	+	0.21	+	2.13
40	Cigarettes	0.72	141.09	141.09	141.25	+	0.00	-	0.11
41	Pan prepared	0.14	224.89	222.80	203.97	+	0.94	+	10.26
	Clothing and footwear	8.01	147.74	147.12	134.10	+	0.42	+	10.17
42	Cotton cloth	2.22	150.63	150.57	137.17	+	0.04	+	9.81
43	Woolen cloth	0.84	142.62	142.33	131.55	+	0.20	+	8.42
44	Readymade garments	1.32	143.12	139.71	132.21	+	2.44	+	8.25
45	Woolen readymade garments	0.43	142.27	142.21	127.19	+	0.04	+	11.86
46	Tailoring	1.07	153.06	153.06	142.01	+	0.00	+	7.78
47	Hosiry	0.41	145.30	145.10	132.36	+	0.14	+	9.78
48	Dopatta	0.17	130.05	130.01	126.54	+	0.03	+	2.77
49	Cleaning and laundring	0.07	148.80	148.68	142.34	+	0.08	+	4.54
50	Footware	1.48	150.81	150.81	129.87	+	0.00	+	16.12

Contd.

7.4.1 Annexure A:CPI (Urban) Index Numbers by Commodity Groups & Commodities (2015-16=100)

	Item and Specification	Weight	Index Numbers			% Change in October, 2021 over	
			Oct., 2021	Sept., 2021	Oct., 2020	Sept., 2021	Oct., 2020
	Housing, water, Elec., Gas and other fuels	27.03	149.31	145.99	134.44	+ 2.27	+ 11.06
51	House rent	19.26	142.06	140.07	133.24	+ 1.42	+ 6.62
52	Construcion input items	0.38	160.32	159.30	147.35	+ 0.64	+ 8.80
53	Construction wage rates	0.20	163.87	158.01	152.51	+ 3.71	+ 7.45
54	Water supply	0.53	162.68	162.68	156.43	+ 0.00	+ 4.00
55	Garbage collection	0.11	177.21	177.21	169.20	+ 0.00	+ 4.73
56	Electricity charges	4.56	154.66	146.62	117.04	+ 5.48	+ 32.14
57	Gas charges	1.08	216.94	216.94	216.94	+ 0.00	+ 0.00
58	Liquified Hydrocarbons	0.51	222.30	196.38	129.98	+ 13.20	+ 71.03
59	Solid Fuel	0.42	121.03	120.78	114.89	+ 0.21	+ 5.34
	Furnishing and household equipment maintenance	4.09	144.99	144.03	132.88	+ 0.67	+ 9.11
60	Furniture and furnishing	0.48	145.12	144.91	134.87	+ 0.14	+ 7.60
61	Carpets	0.03	113.97	113.92	112.53	+ 0.04	+ 1.28
62	Household textiles	0.34	136.05	135.57	128.77	+ 0.35	+ 5.65
63	Household equipments	1.00	148.64	147.60	133.08	+ 0.70	+ 11.69
64	Plastic products	0.05	131.53	131.04	119.25	+ 0.37	+ 10.30
65	Major tools & equipments	0.01	139.53	138.91	128.73	+ 0.45	+ 8.39
66	Washing soap/detergents/match box	1.41	150.11	148.76	133.49	+ 0.91	+ 12.45
67	Household servant	0.77	136.95	136.10	133.89	+ 0.62	+ 2.29
	Health	2.31	157.83	156.84	145.63	+ 0.63	+ 8.38
68	Drugs and medicines	1.07	158.13	156.28	143.18	+ 1.18	+ 10.44
69	Therapeutic Appliances and Equipme	0.01	116.90	116.78	114.67	+ 0.10	+ 1.94
70	Doctor (MBBS) clinic fee	0.40	196.06	195.83	184.48	+ 0.12	+ 6.28
71	Dental services	0.02	129.11	128.98	121.66	+ 0.10	+ 6.12
72	Medical tests	0.24	135.39	134.86	130.41	+ 0.39	+ 3.82
73	Hospitals services	0.57	140.75	140.61	130.09	+ 0.10	+ 8.19
	Transport	6.14	161.70	153.57	140.58	+ 5.29	+ 15.02
74	Motor vehicles	0.81	154.29	152.69	149.33	+ 1.05	+ 3.32
75	Motor vehicle accessories	0.19	149.72	145.70	133.70	+ 2.76	+ 11.98
76	Motor fuel	2.91	186.71	171.84	146.32	+ 8.65	+ 27.60
77	Mechanical services	0.43	140.01	139.13	133.42	+ 0.63	+ 4.94
78	Motor vehicle tax	0.05	136.37	136.37	126.72	+ 0.00	+ 7.62
79	Transport services	1.75	130.85	128.45	129.86	+ 1.87	+ 0.76
	Communication	2.35	112.42	112.32	108.26	+ 0.09	+ 3.84
80	Postal services	0.02	163.41	163.41	147.39	+ 0.00	+ 10.87
81	Communication apparatus	0.45	128.79	128.31	118.91	+ 0.37	+ 8.31
82	Communication Services	1.88	107.97	107.97	105.30	+ 0.00	+ 2.54
	Recreation and culture	1.73	129.48	127.58	120.33	+ 1.49	+ 7.60
83	Recreation and culture	0.65	115.38	115.18	111.67	+ 0.17	+ 3.32
84	Text books	0.67	133.65	132.99	120.00	+ 0.50	+ 11.38
85	Newspapers	0.07	151.55	151.55	151.55	+ 0.00	+ 0.00
86	stationery	0.35	143.31	135.48	130.77	+ 5.78	+ 9.59
	Education	4.88	148.99	148.76	146.16	+ 0.15	+ 1.94
87	Education	4.88	148.99	148.76	146.16	+ 0.15	+ 1.94
	Restaurants and hotels	7.41	146.92	145.51	135.28	+ 0.97	+ 8.60
88	Readymade food	5.52	150.35	148.51	135.80	+ 1.24	+ 10.71
89	Marriage Hall Charges	1.75	138.27	138.12	135.29	+ 0.11	+ 2.20
90	Accommodation Services	0.13	117.75	117.69	113.20	+ 0.05	+ 4.02
	Misc. goods and services	4.77	157.79	156.29	144.40	+ 0.96	+ 9.27
91	Personal Grooming Services	0.80	140.72	140.52	132.10	+ 0.14	+ 6.53
92	Electrical Appliances for Personal	0.05	120.10	119.80	118.37	+ 0.25	+ 1.46
93	Appliances/Articles/Products for P	2.98	148.63	147.20	132.08	+ 0.97	+ 12.53
94	Personal Effects n.e.c.	0.94	203.00	200.13	194.97	+ 1.43	+ 4.12

7.4.2 Annexure A:CPI (Rural) Index Numbers by Commodity Groups & Commodities (2015-16=100)

	Item and Specification	Weight	Index Numbers				% Change in October, 2021 over		
			Oct., 2021	Sept., 2021	Oct., 2020		Sept., 2021		Oct., 2020
	General	***100.00***	***155.15***	***151.74***	***142.79***	+	***2.25***	+	***8.66***
	Food and non-alcoholic Beverages	***40.87***	***163.49***	***159.22***	***152.60***	+	***2.68***	+	***7.14***
1	Wheat	3.47	173.08	164.58	168.16	+	5.16	+	2.93
2	Wheat Flour	3.43	166.71	165.15	147.45	+	0.94	+	13.06
3	Wheat Products	0.11	155.83	154.46	145.56	+	0.89	+	7.06
4	Besan	0.07	132.54	132.42	124.33	+	0.09	+	6.60
5	Rice	1.55	190.47	188.87	183.46	+	0.85	+	3.82
6	Bakery and Confectionary	0.37	151.64	150.10	138.06	+	1.03	+	9.84
7	Nimco	0.08	138.13	136.28	124.69	+	1.36	+	10.78
8	Meat	1.71	179.49	178.86	154.29	+	0.35	+	16.33
9	Chicken	1.46	189.01	166.21	137.03	+	13.72	+	37.93
10	Fish	0.26	128.72	124.80	123.40	+	3.14	+	4.31
11	Milk fresh	10.38	141.92	139.41	130.69	+	1.80	+	8.59
12	Milk products	0.96	139.30	136.33	129.06	+	2.18	+	7.93
13	Milk powder	0.11	131.13	131.13	126.38	+	0.00	+	3.76
14	Eggs	0.57	189.95	192.00	180.95	-	1.07	+	4.97
15	Butter	0.33	151.70	149.14	136.07	+	1.72	+	11.49
16	Mustard oil	0.01	195.79	181.11	135.16	+	8.11	+	44.86
17	Cooking oil	0.60	225.69	219.97	153.99	+	2.60	+	46.56
18	Vegetable ghee	2.38	229.41	224.48	160.01	+	2.20	+	43.37
19	Dry fruits	0.25	158.44	155.98	146.24	+	1.58	+	8.34
20	Fresh fruits	1.45	116.53	118.06	107.47	-	1.30	+	8.43
21	Pulse Masoor	0.21	130.66	132.43	112.35	-	1.34	+	16.30
22	Pulse Moong	0.25	113.80	116.02	155.98	-	1.91	-	27.04
23	Pulse Mash	0.15	109.15	106.74	105.29	+	2.26	+	3.67
24	Pulse Gram	0.28	126.29	126.56	119.79	-	0.21	+	5.43
25	Gram Whole	0.11	137.58	135.88	116.37	+	1.25	+	18.23
26	Beans	0.09	174.30	173.05	166.09	+	0.72	+	4.94
27	Potatoes	0.74	241.98	221.83	295.64	+	9.08	-	18.15
28	Onions	0.90	118.93	139.53	167.01	-	14.76	-	28.79
29	Tomatoes	0.51	129.90	144.72	286.16	-	10.24	-	54.61
30	Fresh Vegetables	2.09	188.30	150.53	176.81	+	25.09	+	6.50
31	Sugar	2.03	169.75	174.27	160.50	-	2.59	+	5.76
32	Gur	0.15	162.71	158.80	150.48	+	2.46	+	8.13
33	Honey	0.03	144.67	137.87	129.03	+	4.93	+	12.12
34	Sweetmeat	0.40	144.81	142.59	132.36	+	1.56	+	9.41
35	Ice Cream	0.06	142.84	142.84	133.02	+	0.00	+	7.38
36	Condiments and Spices	1.49	165.30	171.66	192.40	-	3.70	-	14.09
37	Dessert Preparation	0.01	132.71	132.71	123.63	+	0.00	+	7.34
38	Tea	1.26	144.77	139.88	137.95	+	3.50	+	4.94
39	Beverages	0.55	137.69	135.13	129.61	+	1.89	+	6.23
	Alcoholic Beverages, Tobacco	1.28	136.85	136.16	134.65	+	0.51	+	1.63
40	Cigarettes	1.24	135.46	134.80	133.32	+	0.49	+	1.61
41	Pan Prepared	0.04	177.75	176.12	173.46	+	0.93	+	2.47
	Clothing and footwear	9.48	154.90	154.03	143.15	+	0.56	+	8.21
42	Cotton Cloth	2.84	170.47	170.16	157.78	+	0.18	+	8.04
43	Woolen Cloth	1.10	147.13	145.91	132.98	+	0.84	+	10.64
44	Readymade Garments	1.13	146.98	145.18	136.25	+	1.24	+	7.88
45	Woolen Readymade Garments	0.54	143.31	143.31	130.27	+	0.00	+	10.01
46	Tailoring	1.30	153.01	152.38	139.63	+	0.41	+	9.58
47	Hosiry	0.43	191.48	187.35	168.61	+	2.20	+	13.56

Contd.

7.4.2 Annexure A:CPI (Rural) Index Numbers by Commodity Groups & Commodities (2015-16=100)

	Item and Specification	Weight	Index Numbers			% Change in October, 2021 over			
			Oct., 2021	Sept., 2021	Oct., 2020		Sept., 2021		Oct., 2020
48	Dopatta	0.21	145.99	145.16	135.79	+	0.57	+	7.51
49	Cleaning and Laundering	0.02	150.61	144.34	141.54	+	4.34	+	6.41
50	Footware	1.92	138.27	137.71	132.46	+	0.41	+	4.39
	Housing, water, Elec., Gas and other fuels	18.49	147.72	143.90	129.57	+	2.65	+	14.01
51	House Rent	8.61	142.07	140.21	133.23	+	1.33	+	6.64
52	Construction Input Items	0.63	139.81	136.86	125.75	+	2.16	+	11.18
53	Construction Wage Rates	0.25	163.23	162.02	153.47	+	0.75	+	6.36
54	Water Supply	0.06	218.49	218.49	213.67	+	0.00	+	2.26
55	Garbage Collection	0.01	154.75	154.75	142.31	+	0.00	+	8.74
56	Electricity Charges	3.44	154.66	146.62	117.04	+	5.48	+	32.14
57	Liquified Hydrocarbons	1.00	187.31	167.55	121.04	+	11.79	+	54.75
58	Solid Fuel	4.48	143.60	142.50	132.02	+	0.77	+	8.77
	Furnishing and household equipment maintenance	4.10	148.01	146.50	135.45	+	1.03	+	9.27
59	Furniture and Furnishing	0.58	150.94	149.06	139.74	+	1.26	+	8.01
60	Household Textiles	0.44	136.74	134.08	130.98	+	1.98	+	4.40
61	Household Equipments	1.28	155.51	154.80	142.10	+	0.46	+	9.44
62	Plastic Products	0.08	161.88	160.75	151.70	+	0.70	+	6.71
63	Major Tools and Equipments	0.03	131.24	131.12	120.77	+	0.09	+	8.67
64	Washing Soaps, Detergents and Match Box	1.70	143.96	142.22	129.67	+	1.22	+	11.02
	Health	3.51	156.16	155.10	145.21	+	0.68	+	7.54
65	Drugs and Medicines	1.58	156.78	155.55	145.35	+	0.79	+	7.86
66	Doctor Clinic Fee	0.51	193.43	192.18	174.25	+	0.65	+	11.01
67	Dental Services	0.02	134.31	132.61	126.65	+	1.28	+	6.05
68	Medical Tests	0.40	155.42	155.15	148.15	+	0.17	+	4.91
69	Hospitals Services	1.01	136.91	135.90	129.38	+	0.74	+	5.82
	Transport	5.56	157.09	149.28	138.56	+	5.23	+	13.37
70	Motor Vehicles	0.73	139.36	136.32	129.20	+	2.23	+	7.86
71	Motor Vehicles Accessories	0.16	149.78	147.03	138.50	+	1.87	+	8.14
72	Motor Fuels	2.49	183.14	168.03	145.00	+	8.99	+	26.30
73	Mechanical Services	0.36	158.20	156.82	155.26	+	0.88	+	1.89
74	Motor Vehicle Tax	0.02	120.86	120.86	127.98	+	0.00	-	5.56
75	Transport Services	1.80	128.88	127.47	130.15	+	1.11	-	0.98
	Communication	1.99	105.96	105.80	104.91	+	0.15	+	1.00
76	Postal Services	0.01	149.43	149.43	149.43	+	0.00	+	0.00
77	Communication Apparatus	0.34	122.40	121.44	120.11	+	0.79	+	1.91
78	Communication Services	1.65	102.42	102.42	101.63	+	0.00	+	0.78
	Recreation and culture	1.38	137.69	136.71	128.38	+	0.72	+	7.25
79	Recreation and Culture	0.48	141.01	139.50	130.47	+	1.08	+	8.08
80	Text Books	0.50	125.81	124.59	116.37	+	0.98	+	8.11
81	Newspapers	0.02	165.56	165.56	165.56	+	0.00	+	0.00
82	Stationery	0.37	147.80	147.80	139.68	+	0.00	+	5.81
	Education	2.13	139.62	139.52	135.26	+	0.07	+	3.22
83	Education	2.13	139.62	139.52	135.26	+	0.07	+	3.22
	Restaurants and hotels	6.19	149.55	146.78	138.95	+	1.89	+	7.63
84	Readymade Food	3.80	162.42	159.17	147.42	+	2.04	+	10.18
85	Marriage Hall Charges	2.25	130.75	128.62	126.93	+	1.66	+	3.01
86	Accommodation Services	0.14	101.62	101.62	101.62	+	0.00	+	0.00
	Misc. goods and services	5.02	160.64	157.69	148.83	+	1.87	+	7.94
87	Personal Grooming Services	1.54	168.38	163.04	149.48	+	3.28	+	12.64
88	Appliances/Articles/Products for Personal Care	2.27	137.61	136.55	126.45	+	0.78	+	8.83
89	Personal Effects n.e.c.	1.21	194.21	190.74	190.20	+	1.82	+	2.11

7.5.1. Combined Urban CPI Numbers by Expenditure Quintiles and Commodity Groups (2015-16=100) October, 2021

Expenditure Quintiles	General	Food and non-alcoholic Beverages	Alcoholic Beverages, Tobacco	Clothing and footwear	Housing, water, Elec., Gas and other fuels	Furnishing and household equipment maintenance	Health	Trans-port	Communi-cation	Recre-ation and culture	Educa-tion	Restau-rants and hotels	Misc. goods and services
All Urban Combined													
Aggregate	152.59	161.09	154.56	147.74	149.31	144.99	157.83	161.70	112.42	129.48	148.99	146.92	157.79
Expenditure Quintile 1	154.75	165.29	147.25	147.78	146.69	146.28	160.40	150.05	103.23	129.30	143.86	150.22	149.55
Expenditure Quintile 2	153.45	164.30	149.33	148.22	144.96	146.35	158.80	155.99	103.14	129.05	144.76	149.98	149.95
Expenditure Quintile 3	154.10	163.28	151.71	148.38	150.21	145.83	158.68	157.91	104.42	128.71	145.03	149.76	151.16
Expenditure Quintile 4	153.06	162.02	156.54	148.07	148.51	146.43	157.90	160.47	106.95	129.09	145.33	149.11	152.40
Expenditure Quintile 5	152.55	159.19	156.55	147.39	151.77	144.43	157.35	162.73	115.73	129.82	150.27	145.77	161.95

7.5.2. Combined Rural CPI Numbers by Expenditure Quintiles and Commodity Groups (2015-16=100) October, 2021

Expenditure Quintiles	General	Food and non-alcoholic Beveraes	Alcoholic Bevera-ges, Tobacco	Clothing and footwear	Housing, water, Elec., Gas and other fuels	Furnihing & household equipent maintenance	Health	Trans-port	Communi-cation	Recre-ation and culture	Educa-tion	Restau-rants and hotels	Misc. goods and services
All Rural Combined													
Aggregate	155.15	163.49	136.85	154.90	147.72	148.01	156.16	157.09	105.96	137.69	139.62	149.55	160.64
Expenditure Quintile 1	158.06	166.61	137.73	155.22	149.75	146.19	159.53	154.85	103.28	139.04	140.56	152.79	154.96
Expenditure Quintile 2	156.24	164.71	136.08	155.36	147.28	146.77	158.76	157.60	103.22	138.50	140.03	151.43	153.32
Expenditure Quintile 3	155.09	163.44	135.31	155.09	145.46	147.28	158.49	159.58	104.19	139.44	139.70	150.33	153.87
Expenditure Quintile 4	154.00	162.53	136.26	154.71	144.93	147.67	156.07	158.22	105.02	137.83	139.60	150.51	155.86
Expenditure Quintile 5	154.16	160.88	139.26	154.37	151.39	149.67	152.40	155.79	110.13	135.10	139.37	146.92	174.22

\

7.6 Index Numbers of Wholesale Prices by Commodity Groups

Year / month		General	Agriculture Forestry & Fishery Product	Others & Minerals electricity gas & water	Food product Beverages & tobacco Textile Apparel & Leather Product	Other transportable Goods	Metal product Machinery & Equipment
(2007-08=100)							
2016-17		216.02	248.00	242.08	225.59	168.07	174.40
2017-18		223.52	256.03	242.99	229.91	184.00	179.14
2018-19		250.28	276.64	279.87	254.78	220.88	190.87
2019-20		140.60	137.80	163.40	131.36	147.95	131.59
2020-21		153.87	155.69	167.57	149.24	151.61	151.92
(2015-16 = 100)							
2020	Oct	150.70	157.36	167.18	145.35	143.83	145.10
	Nov	149.28	153.31	166.24	145.59	142.35	144.92
	Dec	149.79	152.48	168.68	144.25	143.76	151.09
2021	Jan	153.53	154.41	169.13	147.49	151.47	156.32
	Feb	156.90	157.51	173.73	149.26	158.02	156.36
	Mar	162.73	164.20	171.15	159.33	163.34	157.32
	Apr	162.15	164.66	169.94	157.69	163.00	157.76
	May	162.64	166.79	165.94	159.26	162.47	158.28
	Jun	164.12	167.14	167.12	160.39	165.33	161.24
	Jul	167.86	169.70	168.51	158.66	173.26	166.42
	Aug	169.82	172.52	169.35	159.78	176.15	168.82
	Sep	175.20	174.92	174.24	163.60	185.27	170.50
	Oct	182.62	181.43	178.94	164.74	203.95	171.00

7.7 Index Numbers of Wholesale Prices by Commodities, October, 2021

Wheat	Maize	Rice	Sorghum / Jowar	Millet / Bajra	Vegetables	Fresh Fruits	Dry Fruits	Cotton Seeds	Other Oil Seeds	Edible Roots / Potatoes	Stimulant & Spice Crops	Pulses
177.53	171.15	176.81	200.66	251.38	236.42	134.02	139.61	143.86	234.26	272.37	222.02	135.03
Sugar Crops	Fibre Crops	Unmanufactured Tobacco	Poultry	Raw Milk from Bovine Animals	Eggs	Raw Animal Materials / Wool	Hides, Skins & Fur Skins, Raw	Fuel Wood in Logs	Fish Live Fresh or Chilled	Coal not Agglomerated	Natural Gas Liquified	Salt & Pure Sodium Chloride
139.03	273.00	243.73	176.09	143.28	191.12	107.88	32.24	130.63	158.04	75.79	208.15	169.28
Electrical Energy	Meat of Animals	Vegetables & Fruit Juice	Dried Fruits & Nuts	Fruit Juices	Vegetable Oils Refined	Vegetable Ghee	Oil Cakes	Processed Liquid Milk	Milk & Cream in Solid Form	Ice Cream	Dairy Products N.E.C	Wheat Flour
162.79	185.41	124.92	179.12	131.76	177.68	227.10	166.25	143.90	136.17	148.14	139.59	166.24
Other Cereal Flour	Sugar Refined	Chocolate	Sugar Confectionary	Coffee & Tea	Spices	Other Food Products	Mineral Water	Beverages	Tobacco Products	Cotton Yarn	Nylon Yarn	Blended Yarn
131.18	165.64	89.03	187.72	139.23	334.82	119.35	125.37	133.73	104.23	239.61	95.24	148.12
Woven Fabrics	Cotton Fabrics	Other Fabrics	Silk & Reyon Fabrics	Towels	Blankets	Bed Sheets	Quilts	Woolen Carpets	Synthetic Carpets	Hosiery Products	Readymade Garments	Leather Without Hair
161.21	170.50	126.80	168.54	142.27	105.10	127.88	121.31	137.01	117.09	139.83	140.39	112.56
Other Leather N.E.C	Footwears	Timber	Printing Paper	Hard Board	Motor Spirit	Diesel Oil	Kerosine Oil	Furnace Oil	Mobil Oil	Chemicals	Dyeing Material	Fertilizers
114.96	151.69	157.07	130.70	146.50	188.02	193.81	205.51	439.50	137.08	170.88	146.16	126.10
Pesticides	Insecticides	Paints & Varnishes	Medicines	Soaps & Detergents	Auto Tyres	Plastic Products	Glass sheets	Other Glass Articles	Ceramics & Sanitary Fixture	Bricks, Blocks & Tiles	Cement	Bed Foam
146.51	111.49	153.73	159.31	124.93	142.11	119.91	149.20	151.04	128.29	136.09	138.55	178.75
Matches	Steel Bar & Sheets	Pipe Fittings	Steel Products	Engines & Motors	Vacuum Pumps	Air Conditioners	Cultivators	Chuff Cutter	Tractors	Lathe Machines	Concrete Mixture	Fridge, Washing Machine, Sewing Machine, Fan, Iron
1195.37	241.02	176.06	134.31	107.29	107.56	129.14	103.75	128.57	135.63	242.71	100.00	163.05
Electric Wires	Lighting Equipments	Radio & Television	Motor Vehicles	Motorcycles	Bicycles							
148.23	131.75	108.07	156.48	147.86	172.55							

7.8 Intercity Wholesale Prices of Selected Commodities

Group/Commodity/Item Specification		Unit	City	Prices (Rs.)			% Change in Oct., 2021 Over	
				Oct., 2021	Sept., 2021	Oct., 2020	Sept., 2021	Oct., 2020
001. Wheat								
0111201.	Wheat, (Average Quality)	100 kg	LAH	5950.00	5500.00	6000.00	8.18	-0.83
			FAS	5766.62	5166.33	5824.89	11.62	-1.00
			RAW	5599.40	5249.84	5849.86	6.66	-4.28
			MUL	5466.62	5183.28	5666.62	5.47	-3.53
			GUJ	5916.37	5500.00	5875.00	7.57	0.70
			SAH	5541.35	4703.61	5457.07	17.81	1.54
			SAR	5500.00	5116.61	5000.00	7.49	10.00
			SKT	5500.00	5500.00	5665.43	0.00	-2.92
			BPR	5950.00	5108.32	5423.97	16.48	9.70
			KSR	5500.00	5250.00	5582.10	4.76	-1.47
			KAR	6500.00	6000.00	5700.00	8.33	14.04
			HYD	5966.62	5633.14	5533.13	5.92	7.83
			SKR	6000.00	5500.00	5500.00	9.09	9.09
			LRK	5783.29	5550.00	5432.51	4.20	6.46
			MPK	6200.00	5000.00	5500.00	24.00	12.73
			NWB	5733.14	5166.45	4933.11	10.97	16.22
			PSH	5666.47	5166.45	5700.00	9.68	-0.59
			BNU	6065.38	5498.16	5933.15	10.32	2.23
002. Maize								
0112201.	Maize, (Average Quality)	40 kg	LAH	1800.00	1565.95	1532.62	14.95	17.45
			FAS	1698.04	1432.57	1159.78	18.53	46.41
			RAW	1749.52	1749.52	1783.18	0.00	-1.89
			SAR	2432.88	2566.23	2532.90	-5.20	-3.95
			KSR	1532.62	1565.44	1147.89	-2.10	33.52
			KAR	2464.90	2464.90	1839.14	0.00	34.02
			HYD	1966.10	1864.34	1432.57	5.46	37.24
			PSH	1650.00	1550.00	1240.00	6.45	33.06
			BNU	1811.79	1891.86	1491.47	-4.23	21.48
			QTA	1598.67	1598.67	1479.44	0.00	8.06
003. Rice								
0113201.	Rice Basmati, (Super Quality)	50 kg	LAH	7000.00	7000.00	7000.00	0.00	0.00
			FAS	5608.32	5999.44	6250.00	-6.52	-10.27
			RAW	7583.30	7566.63	7466.63	0.22	1.56
			MUL	6265.96	6265.96	6733.17	0.00	-6.94
			GUJ	6546.51	6546.51	6600.00	0.00	-0.81
			SKT	5200.00	5200.00	6600.00	0.00	-21.21
			KAR	9582.61	9582.61	8582.53	0.00	11.65
			HYD	7533.19	7533.19	7900.00	0.00	-4.64
			MPK	8500.00	8000.00	8500.00	6.25	0.00
			PSH	7333.30	7333.30	6750.00	0.00	8.64
			QTA	8497.55	8497.55	8497.55	0.00	0.00
0113202.	Rice Basmati, Broken, (Average Quality)	50 kg	LAH	4062.19	4062.19	3149.80	0.00	28.97
			RAW	4433.08	4399.24	4283.27	0.77	3.50
			GUJ	3865.53	3865.53	3600.00	0.00	7.38
			SAH	4749.82	4749.82	4549.82	0.00	4.40
			SKT	3600.00	3433.01	3200.00	4.86	12.50
			BPR	3665.47	3665.47	3665.47	0.00	0.00
			KSR	3831.55	3831.55	3265.32	0.00	17.34
			KAR	4581.84	4581.84	4081.66	0.00	12.25
			HYD	3733.04	3632.09	3649.32	2.78	2.29
			SKR	3500.00	3500.00	3500.00	0.00	0.00
			LRK	4716.61	4533.27	3733.26	4.04	26.34
			MPK	3600.00	3600.00	3600.00	0.00	0.00
			PSH	4600.00	4600.00	3600.00	0.00	27.78
			BNU	3437.00	3437.00	3081.12	0.00	11.55
			QTA	4495.37	4495.37	4245.09	0.00	5.90
0113203.	Rice Irri-9, Punjab	50 kg	LAH	3466.34	3466.34	3250.00	0.00	6.66
			FAS	3716.59	3716.59	4125.00	0.00	-9.90
			RAW	3066.30	3066.30	3000.00	0.00	2.21
			SAR	4266.40	4266.40	4132.25	0.00	3.25
			QTA	3744.44	3744.44	4245.09	0.00	-11.79
0113204.	Rice Irri-6, Sindh	50 kg	KAR	3500.00	3500.00	2932.96	0.00	19.33

Contd.

7.8 Intercity Wholesale Prices of Selected Commodities

Group/Commodity/Item Specification	Unit	City	Prices (Rs.)			% Change in Oct., 2021 Over	
			Oct., 2021	Sept., 2021	Oct., 2020	Sept., 2021	Oct., 2020
		HYD	3131.89	3131.89	2666.02	0.00	17.47
		SKR	2750.00	2750.00	2750.00	0.00	0.00
		LRK	3350.00	3283.25	2733.23	2.03	22.57
		NWB	2849.71	2849.71	2766.57	0.00	3.01
		PSH	2900.00	3000.00	3250.00	-3.33	-10.77
		QTA	3499.05	3499.05	3744.44	0.00	-6.55
004. Sorghum / Jowar							
0114201. Jowar, (Average Quality)	40 kg	LAH	2800.00	3000.00	3000.00	-6.67	-6.67
		FAS	2149.61	2032.79	2632.91	5.75	-18.36
		SAR	2800.00	2832.94	5366.46	-1.16	-47.82
		KAR	3665.47	3665.47	3465.40	0.00	5.77
		HYD	2564.96	2564.96	2800.00	0.00	-8.39
		PSH	3000.00	3250.00	3500.00	-7.69	-14.29
005. Millet / Bajra							
0118201. Bajra, (Average Quality)	40 kg	LAH	3200.00	3200.00	1600.00	0.00	100.00
		FAS	2716.56	2932.96	1516.48	-7.38	79.14
		SAR	3633.03	3566.35	1600.00	1.87	127.06
		KAR	2865.14	2865.14	1864.34	0.00	53.68
		HYD	3566.35	3566.35	1666.56	0.00	113.99
		PSH	4000.00	3430.00	1720.00	16.62	132.56
006. Vegetables							
0121301. Cauliflower (Phool Gobhi), (Average Quality)	40 kg	LAH	2600.00	0.00	1216.44	------	113.74
		FAS	2394.43	0.00	2064.56	------	15.98
		MUL	2464.90	0.00	0.00	------	------
		SKT	2800.00	0.00	1600.00	------	75.00
		KAR	2526.54	0.00	2526.54	------	0.00
		SKR	2800.00	0.00	0.00	------	------
		MPK	2800.00	0.00	2400.00	------	16.67
		PSH	1930.98	0.00	1600.00	------	20.69
		QTA	2078.97	0.00	2879.26	------	-27.79
0122201. Cucumber (Kheera), (Average Quality)	40 kg	LAH	2032.79	2032.79	1816.51	0.00	11.91
		FAS	1993.31	2594.86	2193.92	-23.18	-9.14
		RAW	2276.57	2276.57	2549.67	0.00	-10.71
		MUL	2264.74	2131.20	2464.90	6.27	-8.12
		GUJ	2125.32	2800.00	2125.32	-24.10	0.00
		SAR	1286.63	1986.64	2886.65	-35.24	-55.43
		SKT	2026.32	2264.74	2000.00	-10.53	1.32
		KAR	2464.90	2264.74	2064.56	8.84	19.39
		HYD	2131.20	2331.39	2331.39	-8.59	-8.59
		SKR	1280.00	2200.00	1800.00	-41.82	-28.89
		PSH	1930.98	2000.00	2345.44	-3.45	-17.67
		BNU	2200.00	2064.56	2400.00	6.56	-8.33
		QTA	2479.14	2078.97	2479.14	19.25	0.00
0122401. Tomatoes, (Average Quality)	40 kg	LAH	2032.79	2032.79	3633.03	0.00	-44.05
		FAS	1993.31	1792.56	3728.68	11.20	-46.54
		RAW	1849.55	1523.20	4249.80	21.43	-56.48
		MUL	2193.92	2066.12	4129.12	6.19	-46.87
		GUJ	2064.56	2064.56	5200.00	0.00	-60.30
		SAH	1649.49	2594.86	4299.22	-36.43	-61.63
		SAR	1646.64	1646.64	3729.97	0.00	-55.85
		SKT	1572.88	1360.00	4400.00	15.65	-64.25
		BPR	2432.88	2865.14	5065.80	-15.09	-51.97
		KAR	2125.32	1664.07	4129.12	27.72	-48.53
		HYD	2665.03	1864.34	4465.68	42.95	-40.32
		SKR	2400.00	1600.00	4000.00	50.00	-40.00
		LRK	2749.08	2931.79	5332.49	-6.23	-48.45
		MPK	2400.00	3000.00	3200.00	-20.00	-25.00
		PSH	2331.39	1400.00	3328.13	66.53	-29.95
		BNU	2160.00	1300.00	3532.06	66.15	-38.85
		QTA	2239.05	1438.52	3596.29	55.65	-37.74
0124101. Turnip (Shalgham), (Average Quality)	40 kg	LAH	1600.00	0.00	1366.47	------	17.09
		FAS	1792.56	0.00	2193.92	------	-18.29
		RAW	1983.19	0.00	2416.55	------	-17.93

Contd.

7.8 Intercity Wholesale Prices of Selected Commodities

Group/Commodity/Item Specification	Unit	City	Prices (Rs.)			% Change in Oct., 2021 Over	
			Oct., 2021	Sept., 2021	Oct., 2020	Sept., 2021	Oct., 2020
		MUL	2526.54	0.00	0.00	------	------
		SKT	2865.14	0.00	2800.00	------	2.33
		KAR	2264.74	0.00	1864.34	------	21.48
		SKR	1400.00	0.00	0.00	------	------
		PSH	2586.60	0.00	0.00	------	------
		QTA	1678.73	0.00	1678.73	------	0.00
0124201. Garlic (Lehsun), (Average Quality)	40 kg	LAH	7017.64	6155.91	6603.85	14.00	6.27
		FAS	8066.12	8066.12	6130.48	0.00	31.57
		RAW	7778.18	7093.97	5399.38	9.64	44.06
		SAR	10133.22	10033.22	7616.63	1.00	33.04
		SKT	10800.00	9066.18	6000.00	19.12	80.00
		KAR	6930.80	6930.80	10131.59	0.00	-31.59
		HYD	7264.19	6864.04	8663.50	5.83	-16.15
		SKR	10200.00	8800.00	5600.00	15.91	82.14
		PSH	10264.92	10264.92	6400.00	0.00	60.39
		QTA	13198.99	12798.96	12398.92	3.13	6.45
0124301. Onions (Piaz), Dry, (Average Quality)	40 kg	LAH	1565.95	2103.08	2232.84	-25.54	-29.87
		FAS	1792.56	2064.56	2264.74	-13.17	-20.85
		RAW	1643.00	2133.20	2783.23	-22.98	-40.97
		MUL	1530.34	1864.34	2526.54	-17.92	-39.43
		GUJ	1600.00	2064.56	2800.00	-22.50	-42.86
		SAH	1776.86	1776.86	2882.09	0.00	-38.35
		SAR	1656.64	1686.64	2486.65	-1.78	-33.38
		SKT	1226.10	1600.00	2400.00	-23.37	-48.91
		BPR	1916.52	2000.00	2666.40	-4.17	-28.12
		KSR	1664.07	2200.00	2865.14	-24.36	-41.92
		KAR	1664.07	1626.23	2064.56	2.33	-19.40
		HYD	1062.66	1664.07	1864.34	-36.14	-43.00
		SKR	1600.00	1600.00	1800.00	0.00	-11.11
		LRK	1730.70	1864.34	2531.55	-7.17	-31.63
		MPK	1400.00	2000.00	2200.00	-30.00	-36.36
		NWB	1616.50	1833.18	2233.21	-11.82	-27.62
		PSH	1930.98	2400.00	2432.88	-19.54	-20.63
		BNU	1800.00	1750.00	2600.00	2.86	-30.77
		QTA	1438.52	1838.84	1838.84	-21.77	-21.77
0124901. Raddish (Mooli), (Average Quality)	40 kg	RAW	1549.46	923.11	1649.49	67.85	-6.06
		MUL	1463.72	0.00	1463.72	------	0.00
		GUJ	1600.00	0.00	1600.00	------	0.00
		SAR	1566.64	0.00	2616.56	------	-40.13
		SKT	1800.00	2600.00	1600.00	-30.77	12.50
		KAR	2064.56	0.00	2526.54	------	-18.29
		MPK	1400.00	0.00	0.00	------	------
		PSH	1664.07	0.00	0.00	------	------
0124902. Lady Finger (Bhindi), (Average Quality)	40 kg	LAH	2800.00	2529.96	2366.19	10.67	18.33
		FAS	2865.14	2526.54	2927.44	13.40	-2.13
		RAW	2349.65	1849.55	2416.55	27.04	-2.77
		MUL	2665.03	2264.74	3394.11	17.67	-21.48
		SKT	2973.27	3226.45	3200.00	-7.85	-7.09
		KAR	4129.12	2526.54	3728.68	63.43	10.74
		SKR	2600.00	2200.00	2000.00	18.18	30.00
		PSH	3728.68	3060.69	2292.11	21.82	62.67
		BNU	3600.00	2800.00	3200.00	28.57	12.50
		QTA	4879.56	4079.48	3796.49	19.61	28.53
0124903. Tinda, (Average Quality)	40 kg	LAH	5200.00	5200.00	3232.99	0.00	60.84
		FAS	5065.80	5065.80	4481.40	0.00	13.04
		RAW	3749.78	3533.02	4349.81	6.14	-13.79
		MUL	5665.89	5465.86	7066.04	3.66	-19.82
		SKT	4226.50	5200.00	5600.00	-18.72	-24.53
		KAR	2927.44	2526.54	2927.44	15.87	0.00
		SKR	2800.00	1864.34	2200.00	50.19	27.27
		MPK	3600.00	2800.00	3000.00	28.57	20.00
		PSH	3060.69	2865.14	2800.00	6.83	9.31
0124904. Brinjal (Baingun), (Average Quality)	40 kg	LAH	2400.00	1200.00	1032.28	100.00	132.50

Contd.

7.8 Intercity Wholesale Prices of Selected Commodities

Group/Commodity/Item Specification	Unit	City	Prices (Rs.)			% Change in Oct., 2021 Over	
			Oct., 2021	Sept., 2021	Oct., 2020	Sept., 2021	Oct., 2020
		FAS	2193.92	861.77	1062.66	154.58	106.46
		MUL	2064.56	2264.74	1530.34	-8.84	34.91
		SAR	2126.65	1253.30	1129.91	69.68	88.21
		SKT	2826.42	1463.72	1200.00	93.10	135.54
		KAR	1664.07	1062.66	1664.07	56.59	0.00
		SKR	1491.47	1200.00	1800.00	24.29	-17.14
		MPK	1200.00	1200.00	2400.00	0.00	-50.00
		PSH	2927.44	1062.66	1062.66	175.48	175.48
		BNU	2000.00	1263.27	1200.00	58.32	66.67
		QTA	1678.73	1678.73	1998.93	0.00	-16.02
0124905. Bottle Gourd (Loki), (Average Quality)	40 kg	LAH	2400.00	1200.00	1400.00	100.00	71.43
		FAS	1916.57	1062.66	1591.62	80.36	20.42
		RAW	3183.25	1649.49	1633.16	92.98	94.91
		KAR	1463.72	1463.72	1463.72	0.00	0.00
		HYD	1530.34	1864.34	1600.00	-17.92	-4.35
		SKR	1723.55	1530.34	1600.00	12.63	7.72
		PSH	2331.39	2258.49	1113.98	3.23	109.28
		BNU	2264.74	1129.24	1200.00	100.55	88.73
0124906. Bitter Gourd (Karela), (Average Quality)	40 kg	LAH	2800.00	4000.00	2800.00	-30.00	0.00
		FAS	3585.12	4997.33	2594.86	-28.26	38.16
		RAW	4149.80	3249.74	3633.26	27.70	14.22
		SAR	2846.65	4416.60	3529.97	-35.55	-19.36
		KAR	2264.74	2264.74	2927.44	0.00	-22.64
		HYD	2665.03	2665.03	3131.89	0.00	-14.91
		SKR	2258.49	2258.49	2200.00	0.00	2.66
		PSH	3532.06	1263.27	1723.55	179.60	104.93
		BNU	3600.00	3200.00	3200.00	12.50	12.50
007. Fresh Fruits							
0131201. Banana (Kela), (Average Quality)	10 Dozen	LAH	632.89	616.22	531.33	2.71	19.11
		FAS	448.14	498.33	365.93	-10.07	22.47
		RAW	502.92	526.26	516.14	-4.44	-2.56
		MUL	516.14	616.22	466.08	-16.24	10.74
		GUJ	531.33	761.17	430.89	-30.20	23.31
		SKT	559.82	716.28	450.00	-21.84	24.40
		BPR	600.00	716.28	600.00	-16.23	0.00
		KAR	400.00	500.00	430.89	-20.00	-7.17
		HYD	365.93	516.14	315.82	-29.10	15.87
		SKR	400.00	416.02	450.00	-3.85	-11.11
		MPK	432.67	432.67	380.00	0.00	13.86
		PSH	564.62	564.62	556.99	0.00	1.37
0131701. Papaya (Papeeta), (Average Quality)	40 kg	LAH	4865.76	4865.76	4000.00	0.00	21.64
		KAR	4929.79	4929.79	4129.12	0.00	19.39
		HYD	4865.76	3728.68	4800.00	30.50	1.37
		MPK	4200.00	4200.00	2800.00	0.00	50.00
0133001. Grapes (Angoor), (Average Quality)	40 kg	LAH	8500.00	8800.00	6698.49	-3.41	26.89
		RAW	3899.15	4049.79	6049.86	-3.72	-35.55
		KAR	8258.24	5730.28	6930.80	44.12	19.15
		HYD	10066.23	6866.02	10000.00	46.61	0.66
		SKR	8258.24	5863.59	7200.00	40.84	14.70
		PSH	4800.00	4529.49	5200.00	5.97	-7.69
		QTA	4797.22	4797.22	5197.43	0.00	-7.70
0135101. Apple, (Average Quality)	40 kg	LAH	3465.40	3265.32	4065.59	6.13	-14.76
		RAW	2649.69	2549.67	2449.66	3.92	8.17
		MUL	4529.49	4129.12	3328.13	9.70	36.10
		KAR	2526.54	2526.54	2526.54	0.00	0.00
		HYD	3265.32	4332.30	3265.32	-24.63	0.00
		SKR	4250.63	3060.69	2927.44	38.88	45.20
		PSH	4665.72	3447.10	3600.00	35.35	29.60
		QTA	3596.29	4396.97	3596.29	-18.21	0.00
0135102. Apple, (Super Quality)	40 kg	LAH	6332.63	6265.96	6800.00	1.06	-6.87
		RAW	4949.83	4949.83	6050.00	0.00	-18.18
		KAR	6130.48	6130.48	4250.63	0.00	44.23
		PSH	5730.28	4662.78	3840.00	22.89	49.23

Contd.

7.8 Intercity Wholesale Prices of Selected Commodities

Group/Commodity/Item Specification	Unit	City	Prices (Rs.)			% Change in Oct., 2021 Over	
			Oct., 2021	Sept., 2021	Oct., 2020	Sept., 2021	Oct., 2020
		QTA	4597.10	5397.53	4597.10	-14.83	0.00
0135501. Peach (Aroo), (Average Quality)	40 kg	LAH	7066.04	7066.04	7066.04	0.00	0.00
		RAW	6099.45	6099.45	6266.49	0.00	-2.67
		KAR	6130.48	6130.48	6130.48	0.00	0.00
		PSH	8258.24	8258.24	0.00	0.00	------
		QTA	3996.66	3996.66	6998.09	0.00	-42.89
0135901. Guava (Amrood), (Average Quality)	40 kg	LAH	2400.00	2400.00	1930.98	0.00	24.29
		RAW	1783.18	1983.19	2532.90	-10.09	-29.60
		MUL	4129.12	0.00	0.00	------	------
		KAR	2526.54	2526.54	3328.13	0.00	-24.09
		HYD	2531.55	1263.27	0.00	100.40	------
		PSH	2907.39	3447.10	2800.00	-15.66	3.84
0136101. Water Melon (Turbooz), (Average Quality)	40 kg	HYD	1329.88	1263.27	1530.34	5.27	-13.10
		QTA	1037.94	1037.94	877.57	0.00	18.27
0136102. Musk Melon (Khurbuza), (Average Quality)	40 kg	KAR	2125.32	2125.32	0.00	0.00	------
0136103. Sweet Melon (Sarda/Garma), (Average Quality)	40 kg	LAH	2800.00	2300.00	2064.56	21.74	35.62
		RAW	2116.54	2116.54	3649.77	0.00	-42.01
		KAR	2125.32	2125.32	2526.54	0.00	-15.88
		HYD	3932.19	3665.47	4000.00	7.28	-1.70
008. Dry Fruits							
0138101. Almond Kagzi in Shell, (Average Quality)	40 kg	LAH	30446.65	30446.65	28651.40	0.00	6.27
		RAW	30989.24	29988.88	29988.88	3.34	3.34
		MUL	29064.23	29064.23	20327.93	0.00	42.98
		KAR	35464.67	35464.67	34654.01	0.00	2.34
		HYD	38655.30	36000.00	36654.69	7.38	5.46
		MPK	34000.00	34000.00	36000.00	0.00	-5.56
		PSH	35320.59	29317.94	36000.00	20.47	-1.89
		QTA	23944.32	23944.32	19933.11	0.00	20.12
0138401. Dry Dates (Choara), (Average Quality)	40 kg	LAH	5454.05	5454.05	5865.91	0.00	-7.02
		FAS	3065.24	3065.24	3065.24	0.00	0.00
		RAW	3899.15	3899.15	3833.26	0.00	1.72
		MUL	5598.23	5598.23	5063.09	0.00	10.57
		KAR	4129.12	4129.12	3728.68	0.00	10.74
		HYD	3065.24	2865.14	3065.24	6.98	0.00
		MPK	2400.00	2400.00	2000.00	0.00	20.00
		PSH	3865.53	3865.53	3789.82	0.00	2.00
		BNU	4400.00	4400.00	3728.68	0.00	18.00
0138501. Pistachio Without Shell, (Average Quality)	40 kg	LAH	84000.00	84000.00	96000.00	0.00	-12.50
		RAW	81832.99	81832.99	80998.97	0.00	1.03
		MUL	81311.71	81311.71	69323.40	0.00	17.29
		KAR	101315.94	101315.94	82582.41	0.00	22.68
		HYD	114651.04	108662.59	81633.10	5.51	40.45
		SKR	112000.00	112000.00	80000.00	0.00	40.00
		PSH	120000.00	112000.00	80000.00	7.14	50.00
		QTA	79933.28	79933.28	75982.45	0.00	5.20
0138901. Coconut Dry (Narial), (Average Quality)	40 kg	LAH	18327.34	18327.34	14325.70	0.00	27.93
		MUL	17332.31	17332.31	15189.28	0.00	14.11
		KAR	17462.64	17462.64	16262.34	0.00	7.38
		HYD	18831.85	18831.85	15831.57	0.00	18.95
		SKR	20000.00	20000.00	15200.00	0.00	31.58
		MPK	19000.00	19000.00	16000.00	0.00	18.75
		PSH	20665.80	21592.50	16000.00	-4.29	29.16
009. Cotton Seeds							
0143101. Cotton Seeds	40 kg	FAS	2516.56	2232.84	2267.86	12.71	10.97
		MUL	1932.77	1932.77	1732.70	0.00	11.55
		SAH	1934.66	1733.17	2114.94	11.63	-8.52
		SAR	2332.86	2332.86	2566.23	0.00	-9.09
		SKT	2470.00	2400.00	2250.00	2.92	9.78
		KSR	2600.00	2600.00	2400.00	0.00	8.33
		KAR	3728.68	3728.68	3728.68	0.00	0.00
		HYD	2066.12	2066.12	1800.00	0.00	14.78
010. Other Oil Seeds							
0144201. Mustard Seeds (Sursoon)	40 kg	FAS	6098.38	5033.11	3665.47	21.17	66.37

Contd.

7.8 Intercity Wholesale Prices of Selected Commodities

Group/Commodity/Item Specification	Unit	City	Prices (Rs.)			% Change in Oct., 2021 Over	
			Oct., 2021	Sept., 2021	Oct., 2020	Sept., 2021	Oct., 2020
		MUL	4665.72	4265.64	3297.03	9.38	41.51
		SAH	6599.49	5592.38	3499.05	18.01	88.61
		BPR	6133.15	5233.12	3433.01	17.20	78.65
		KSR	5000.00	5000.00	3833.05	0.00	30.44
		KAR	6263.79	6263.79	3728.68	0.00	67.99
		HYD	4266.40	4266.40	2432.88	0.00	75.36
		MPK	5500.00	4900.00	3600.00	12.24	52.78
		NWB	4200.00	4183.27	3700.00	0.40	13.51
		PSH	5200.00	3800.00	3600.00	36.84	44.44
011. Edible Roots / Potatoes							
0151001. Potatoes White, (Average Quality)	40 kg	KAR	1226.10	1093.17	1664.07	12.16	-26.32
		HYD	1065.60	932.17	1600.00	14.31	-33.40
		SKR	1332.51	1032.28	1600.00	29.08	-16.72
		MPK	1100.00	1000.00	1600.00	10.00	-31.25
		QTA	1425.07	1425.07	1838.84	0.00	-22.50
0151002. Potatoes Red, (Average Quality)	40 kg	LAH	1832.73	1632.66	2400.00	12.25	-23.64
		FAS	2125.32	2319.56	2526.54	-8.37	-15.88
		RAW	2014.07	1526.53	2549.67	31.94	-21.01
		MUL	2064.56	1664.07	2865.14	24.07	-27.94
		GUJ	2064.56	1800.00	3199.74	14.70	-35.48
		SAH	2400.00	2400.00	3282.24	0.00	-26.88
		SAR	1595.35	1726.64	2533.26	-7.60	-37.02
		SKT	2032.79	2426.38	2800.00	-16.22	-27.40
		BPR	2000.00	2000.00	2865.14	0.00	-30.20
		PSH	2264.74	1600.00	2800.00	41.55	-19.12
012. Stimulant & Spice Crops							
0165201. Red Chillies, Dry, (Whole)	40 kg	LAH	17000.00	28000.00	20000.00	-39.29	-15.00
		FAS	15979.14	16326.62	31165.78	-2.13	-48.73
		RAW	22496.30	23496.45	37663.70	-4.26	-40.27
		MUL	7466.07	7329.49	22647.43	1.86	-67.03
		KAR	16000.00	16000.00	29274.45	0.00	-45.34
		HYD	19309.79	24328.81	32653.24	-20.63	-40.86
		MPK	11000.00	15000.00	27000.00	-26.67	-59.26
		PSH	18132.36	22000.00	28000.00	-17.58	-35.24
		QTA	25566.62	25566.62	25948.62	0.00	-1.47
0165401. Cuminseed White, (Safaid Zeera), (National), 50 Gm	Dozen	LAH	864.00	864.00	864.00	0.00	0.00
		FAS	768.00	768.00	768.00	0.00	0.00
		RAW	813.33	813.33	813.33	0.00	0.00
		MUL	805.68	805.68	811.68	0.00	-0.74
		KAR	864.00	864.00	864.00	0.00	0.00
		HYD	900.00	900.00	900.00	0.00	0.00
		MPK	764.00	764.00	764.00	0.00	0.00
		PSH	800.00	800.00	800.00	0.00	0.00
		QTA	900.00	900.00	900.00	0.00	0.00
0165402. Cardamom (Elaichi), (Large)	5 kg	LAH	10000.00	9500.00	8000.00	5.26	25.00
		RAW	6263.28	6263.28	7230.43	0.00	-13.38
		MUL	9066.18	8663.50	7066.04	4.65	28.31
		KAR	7500.00	8500.00	7663.09	-11.76	-2.13
		HYD	9163.67	8666.16	4500.00	5.74	103.64
		MPK	10250.00	9500.00	7500.00	7.89	36.67
		PSH	10500.00	10500.00	7500.00	0.00	40.00
		QTA	7488.87	7488.87	7488.87	0.00	0.00
0165403. Cardamom (Elaichi), (Small)	5 kg	LAH	22000.00	22000.00	24000.00	0.00	-8.33
		RAW	26496.85	27997.02	36497.72	-5.36	-27.40
		MUL	23489.51	23489.51	22549.52	0.00	4.17
		KAR	20000.00	21000.00	20800.84	-4.76	-3.85
		HYD	19660.95	19660.95	21328.18	0.00	-7.82
		MPK	18500.00	18500.00	20000.00	0.00	-7.50
		PSH	30811.20	30811.20	28000.00	0.00	10.04
		QTA	32997.47	32997.47	32997.47	0.00	0.00
0165501. Cinnamon (Darcheeni)	5 kg	RAW	3249.74	3699.10	3599.07	-12.15	-9.71
		MUL	3132.98	3132.98	3065.24	0.00	2.21
		KAR	2916.57	2916.57	2366.55	0.00	23.24

Contd.

7.8 Intercity Wholesale Prices of Selected Commodities

Group/Commodity/Item Specification		Unit	City	Prices (Rs.)			% Change in Oct., 2021 Over	
				Oct., 2021	Sept., 2021	Oct., 2020	Sept., 2021	Oct., 2020
			PSH	3000.00	3000.00	3000.00	0.00	0.00
			QTA	3979.06	3979.06	3979.06	0.00	0.00
0165701.	Ginger Green (Adrak), (Average Quality)	40 kg	LAH	8400.00	14000.00	13658.40	-40.00	-38.50
			FAS	8962.81	12632.72	12164.40	-29.05	-26.32
			RAW	10330.62	13765.13	22496.30	-24.95	-54.08
			SAR	14433.26	14066.35	14136.65	2.61	2.10
			SKT	10800.00	13200.00	17600.00	-18.18	-38.64
			KAR	7457.36	10384.99	12131.88	-28.19	-38.53
			HYD	10664.99	11865.16	16000.00	-10.12	-33.34
			SKR	8800.00	14000.00	12800.00	-37.14	-31.25
			PSH	11727.18	20000.00	24000.00	-41.36	-51.14
			QTA	18799.29	22799.42	22397.62	-17.54	-16.07
013. Pulses								
0170101.	Red Kidney Beans (Surkh Lobia), Dry,Whole, (Average Quality)	40 kg	LAH	10400.00	10400.00	9200.00	0.00	13.04
			RAW	9749.91	9749.91	9932.88	0.00	-1.84
			MUL	8666.16	8666.16	8266.13	0.00	4.84
			KSR	9444.37	8617.74	7200.00	9.59	31.17
			KAR	8131.17	8131.17	8931.36	0.00	-8.96
			HYD	7598.70	7866.10	8163.31	-3.40	-6.92
			PSH	7166.51	7386.64	7520.00	-2.98	-4.70
			BNU	7932.77	8000.00	8400.00	-0.84	-5.56
			QTA	11439.81	11039.81	10239.79	3.62	11.72
0170401.	Masoor, Whole, (Average Quality)	40 kg	LAH	6400.00	6400.00	4929.79	0.00	29.82
			FAS	5733.14	5633.14	4800.00	1.78	19.44
			RAW	6466.49	6466.49	4549.82	0.00	42.13
			MUL	5465.86	5465.86	4833.10	0.00	13.09
			SAR	5865.91	5865.91	5216.61	0.00	12.45
			SKT	6158.97	6238.98	5600.00	-1.28	9.98
			BPR	6200.00	6265.96	5000.00	-1.05	24.00
			KSR	6400.00	6130.48	4800.00	4.40	33.33
			KAR	6065.94	5865.91	5065.80	3.41	19.74
			HYD	5932.58	5732.55	4320.00	3.49	37.33
			SKR	6200.00	6000.00	4800.00	3.33	29.17
			MPK	6000.00	6350.00	4800.00	-5.51	25.00
			PSH	6666.00	6666.00	5200.00	0.00	28.19
			QTA	7119.70	7119.70	6719.68	0.00	5.95
0170402.	Masoor, Split, (Average Quality)	40 kg	LAH	7178.54	6456.27	5330.05	11.19	34.68
			FAS	6533.16	6533.16	5400.00	0.00	20.98
			RAW	6599.49	6599.49	4649.82	0.00	41.93
			MUL	6233.16	6465.98	5665.89	-3.60	10.01
			SAR	6533.16	6065.94	5766.62	7.70	13.29
			SKT	6584.96	6664.98	6200.00	-1.20	6.21
			BPR	6400.00	6833.17	5266.45	-6.34	21.52
			KAR	6600.00	6265.96	5373.30	5.33	22.83
			HYD	6332.63	6332.63	5040.00	0.00	25.65
			SKR	6800.00	6800.00	5000.00	0.00	36.00
			LRK	5383.28	5249.84	6566.50	2.54	-18.02
			MPK	6500.00	6650.00	5600.00	-2.26	16.07
			PSH	6866.02	6866.02	5600.00	0.00	22.61
			QTA	6639.68	6639.68	6479.67	0.00	2.47
0170901.	Gram, Whole, Yellow, (Average Quality)	40 kg	LAH	5730.28	5730.28	3789.07	0.00	51.23
			FAS	4749.82	4616.61	4400.00	2.89	7.95
			RAW	6849.88	6849.88	3666.36	0.00	86.83
			MUL	6666.00	6666.00	4465.68	0.00	49.27
			SAR	5433.13	5233.12	3933.05	3.82	38.14
			BPR	6566.50	6433.16	4433.08	2.07	48.13
			KAR	6065.94	6065.94	4529.49	0.00	33.92
			HYD	5265.83	4800.00	4833.10	9.70	8.95
			SKR	6000.00	6000.00	4240.00	0.00	41.51
			MPK	8000.00	7500.00	5800.00	6.67	37.93
			PSH	7132.71	7266.06	4600.00	-1.84	55.06
			BNU	6800.00	6330.56	4662.78	7.42	45.84

Contd.

7.8 Intercity Wholesale Prices of Selected Commodities

Group/Commodity/Item Specification	Unit	City	Prices (Rs.)			% Change in Oct., 2021 Over	
			Oct., 2021	Sept., 2021	Oct., 2020	Sept., 2021	Oct., 2020
		QTA	7439.71	7439.71	5997.78	0.00	24.04
0170902. Gram, Split, (Average Quality)	40 kg	LAH	5065.80	4833.10	4500.00	4.81	12.57
		FAS	4933.11	4733.10	4600.00	4.23	7.24
		RAW	5366.46	5399.38	5166.45	-0.61	3.87
		MUL	5033.11	5166.45	4865.76	-2.58	3.44
		GUJ	5300.00	5400.00	5200.00	-1.85	1.92
		SAR	4733.10	4833.10	4833.10	-2.07	-2.07
		SKT	4638.64	4878.70	4600.00	-4.92	0.84
		BPR	5133.12	5533.13	4833.10	-7.23	6.21
		KAR	5665.89	5665.89	5013.30	0.00	13.02
		HYD	4800.00	5066.45	4880.00	-5.26	-1.64
		SKR	5600.00	5600.00	4800.00	0.00	16.67
		MPK	5200.00	5200.00	5000.00	0.00	4.00
		PSH	5531.94	5732.55	5265.83	-3.50	5.05
		BNU	5200.00	5200.00	4800.00	0.00	8.33
		QTA	6639.68	6639.68	6393.08	0.00	3.86
0170903. Mash, Whole, (Average Quality)	40 kg	LAH	8501.27	8501.27	7924.63	0.00	7.28
		FAS	6933.17	6733.17	7600.00	2.97	-8.77
		RAW	8599.61	8599.61	8099.59	0.00	6.17
		MUL	7066.04	7066.04	7330.94	0.00	-3.61
		SKT	8000.00	7439.15	8500.00	7.54	-5.88
		KSR	8501.27	8501.27	8000.00	0.00	6.27
		KAR	8466.14	8466.14	7731.06	0.00	9.51
0170904. Mash, Split, (Average Quality)	40 kg	LAH	9859.58	9859.58	9864.85	0.00	-0.05
		FAS	8933.21	8933.21	8830.15	0.00	1.17
		RAW	9049.91	9099.63	8449.90	-0.55	7.10
		MUL	8666.16	8266.13	8731.32	4.84	-0.75
		SKT	8931.36	9331.45	8960.00	-4.29	-0.32
		KSR	9859.58	9859.58	10163.96	0.00	-2.99
		KAR	8900.00	8900.00	8531.27	0.00	4.32
		HYD	7666.09	8066.12	7360.00	-4.96	4.16
		SKR	8600.00	9200.00	8200.00	-6.52	4.88
		MPK	8200.00	8600.00	8200.00	-4.65	0.00
		PSH	9266.19	9666.21	8729.74	-4.14	6.15
		QTA	10639.80	10639.80	10399.79	0.00	2.31
0170905. Moong, Whole, (Average Quality)	40 kg	LAH	5200.00	4929.79	7600.00	5.48	-31.58
		FAS	4433.08	4433.08	7000.00	0.00	-36.67
		RAW	4816.61	4899.32	8466.54	-1.69	-43.11
		MUL	4465.68	4465.68	6666.00	0.00	-33.01
		SKT	4400.00	4400.00	7360.00	0.00	-40.22
		KSR	5200.00	4800.00	8000.00	8.33	-35.00
		KAR	5665.89	5665.89	7666.09	0.00	-26.09
		SKR	6600.00	6600.00	8800.00	0.00	-25.00
		PSH	4966.44	5433.13	7332.72	-8.59	-32.27
		QTA	9039.76	9039.76	9753.06	0.00	-7.31
0170906. Moong, Split, (Average Quality)	40 kg	LAH	5383.21	5463.36	8131.17	-1.47	-33.80
		FAS	4933.11	4633.09	8000.00	6.48	-38.34
		RAW	5049.83	5199.36	8699.62	-2.88	-41.95
		MUL	5033.11	5465.86	7666.09	-7.92	-34.35
		SKT	4560.00	4878.70	8400.00	-6.53	-45.71
		KAR	6000.00	6065.94	8066.12	-1.09	-25.61
		HYD	4693.18	4773.18	7866.10	-1.68	-40.34
		SKR	7200.00	7200.00	9000.00	0.00	-20.00
		MPK	6000.00	6000.00	8000.00	0.00	-25.00
		PSH	5065.80	5600.00	8033.20	-9.54	-36.94
		QTA	8639.75	8639.75	10159.79	0.00	-14.96
014. Sugar Crops							
0180206. Sugarcane, (Open Market)	40 kg	FAS	263.29	263.29	223.28	0.00	17.92
		HYD	300.00	300.00	300.00	0.00	0.00
		PSH	252.00	252.00	252.00	0.00	0.00
015. Fibre Crops							
0192101. Cotton, Spot Rate Ex-Kar.	40 kg	KAR	15732.75	14728.00	10521.50	6.82	49.53
0192201. Jute Bags, (Local)	100 No.	LAH	15000.00	15000.00	15000.00	0.00	0.00

Contd.

7.8 Intercity Wholesale Prices of Selected Commodities

Group/Commodity/Item Specification	Unit	City	Prices (Rs.)			% Change in Oct., 2021 Over	
			Oct., 2021	Sept., 2021	Oct., 2020	Sept., 2021	Oct., 2020
		FAS	22328.41	22328.41	20000.00	0.00	11.64
		KAR	17327.00	17327.00	15326.19	0.00	13.05
		PSH	14000.00	14000.00	14000.00	0.00	0.00
016. Unmanufactured Tobacco							
0197001. Tobacco, Sindh Karo	40 kg	SAR	9233.21	9233.21	9663.83	0.00	-4.46
		SKR	7600.00	7600.00	7200.00	0.00	5.56
		LRK	4273.29	4229.98	4233.27	1.02	0.95
0197002. Tobacco, Desi (Mitha)	40 kg	LAH	14325.70	14325.70	13164.57	0.00	8.82
		SAR	12664.49	12664.49	12664.49	0.00	0.00
		HYD	9400.00	9400.00	8500.00	0.00	10.59
		QTA	4196.82	4196.82	3195.83	0.00	31.32
0197003. Tobacco, Sufaid Patta	40 kg	MUL	10699.06	10699.06	10699.06	0.00	0.00
		SAR	8533.20	8533.20	8866.17	0.00	-3.76
		KAR	5665.89	5665.89	5665.89	0.00	0.00
		HYD	8400.00	8400.00	8000.00	0.00	5.00
		QTA	5797.70	5797.70	5797.70	0.00	0.00
0197004. Tobacco, Hukka Twisted	40 kg	LAH	14164.72	14164.72	12164.40	0.00	16.44
		RAW	6449.87	6449.87	4164.78	0.00	54.87
		MUL	9331.45	9331.45	9331.45	0.00	0.00
		KSR	14325.70	14325.70	13066.33	0.00	9.64
		HYD	10200.00	10200.00	8600.00	0.00	18.60
		SKR	13600.00	13600.00	12800.00	0.00	6.25
		QTA	4997.33	4997.33	4396.97	0.00	13.65
0197005. Tobacco, Hukka Prepared	40 kg	LAH	11000.00	11000.00	10000.00	0.00	10.00
		RAW	5966.48	5966.48	3566.35	0.00	67.30
		MUL	3465.40	3465.40	2786.33	0.00	24.37
		KSR	12000.00	12000.00	10000.00	0.00	20.00
		LRK	2716.56	2699.69	2733.23	0.62	-0.61
		QTA	3996.66	3996.66	2795.23	0.00	42.98
017. Poultry							
0215101. Chicken Farm, (Live)	40 kg	LAH	8920.00	8120.00	6600.00	9.85	35.15
		FAS	9120.00	8240.00	6946.35	10.68	31.29
		RAW	9533.22	7899.58	6899.52	20.68	38.17
		MUL	9800.00	9000.00	6200.00	8.89	58.06
		GUJ	9240.00	7640.00	6840.00	20.94	35.09
		SKT	9080.00	7880.00	6680.00	15.23	35.93
		BPR	9200.00	8000.00	7400.00	15.00	24.32
		KAR	10266.60	8426.58	8600.00	21.84	19.38
		HYD	10520.00	8720.00	8000.00	20.64	31.50
		SKR	10320.00	8720.00	8200.00	18.35	25.85
		MPK	10400.00	8720.00	7600.00	19.27	36.84
		PSH	9800.00	8800.00	6400.00	11.36	53.13
		QTA	10798.77	8798.48	7998.33	22.73	35.01
018. Raw Milk from Bovine Animals							
0221101. Fresh Milk	40 L	LAH	3400.00	3400.00	3200.00	0.00	6.25
		FAS	3433.01	3433.01	3200.00	0.00	7.28
		RAW	4433.08	4433.08	4265.64	0.00	3.93
		MUL	3065.24	3065.24	2732.93	0.00	12.16
		SAH	3200.00	3200.00	2800.00	0.00	14.29
		SKT	3600.00	3600.00	3200.00	0.00	12.50
		KSR	3300.00	3300.00	2800.00	0.00	17.86
		KAR	4800.00	4800.00	4400.00	0.00	9.09
		HYD	4342.49	4342.49	4080.00	0.00	6.43
		SKR	3600.00	3600.00	3600.00	0.00	0.00
		MPK	3600.00	3600.00	3600.00	0.00	0.00
		PSH	4800.00	4800.00	4800.00	0.00	0.00
		BNU	3600.00	3600.00	3600.00	0.00	0.00
		QTA	4400.00	4400.00	4400.00	0.00	0.00
019. Eggs							
0231001. Eggs Farm, Crate	Each	LAH	4740.00	5220.00	4710.00	-9.20	0.64
		FAS	4033.06	4933.11	4433.08	-18.25	-9.02
		RAW	4646.66	4976.62	4623.29	-6.63	0.51
		MUL	4466.66	5010.00	4766.66	-10.85	-6.29

Contd.

7.8 Intercity Wholesale Prices of Selected Commodities

Group/Commodity/Item Specification	Unit	City	Prices (Rs.)			% Change in Oct., 2021 Over	
			Oct., 2021	Sept., 2021	Oct., 2020	Sept., 2021	Oct., 2020
		GUJ	4600.00	5083.12	4750.00	-9.50	-3.16
		SKT	4600.00	5280.00	5000.00	-12.88	-8.00
		BPR	4500.00	5216.61	4800.00	-13.74	-6.25
		KAR	4819.92	4950.00	4800.00	-2.63	0.42
		HYD	4751.51	4703.51	4763.33	1.02	-0.25
		SKR	4700.00	5100.00	4500.00	-7.84	4.44
		MPK	4650.00	4950.00	4700.00	-6.06	-1.06
		PSH	5100.00	5100.00	5040.00	0.00	1.19
		QTA	5098.53	5098.53	4948.48	0.00	3.03
020. Raw Animal Materials / Wool							
0294201. Wool, Pakistani, White, (Superior Quality)	40 kg	LAH	1566.49	1566.49	1566.49	0.00	0.00
		MUL	1882.75	1882.75	1516.48	0.00	24.15
		KAR	7130.87	7130.87	7130.87	0.00	0.00
		BNU	2500.00	2500.00	2500.00	0.00	0.00
0294202. Wool, Pakistani, Yellow, (Superior Quality)	40 kg	LAH	1366.47	1366.47	1366.47	0.00	0.00
		MUL	1132.37	1065.60	666.26	6.27	69.96
		KAR	6866.02	6866.02	6866.02	0.00	0.00
		BNU	2250.00	2250.00	2250.00	0.00	0.00
0294203. Wool, Pakistani, White, (Medium Quality)	40 kg	LAH	1282.48	1282.48	1282.48	0.00	0.00
		MUL	1632.66	1532.62	1216.44	6.53	34.22
		KAR	3583.03	3583.03	3583.03	0.00	0.00
		BNU	2100.00	2100.00	2100.00	0.00	0.00
0294204. Wool, Pakistani, Yellow, (Medium Quality)	40 kg	LAH	1166.43	1166.43	1166.43	0.00	0.00
		MUL	916.37	882.11	566.19	3.88	61.85
		KAR	3249.24	3249.24	3249.24	0.00	0.00
		BNU	1900.00	1900.00	1900.00	0.00	0.00
0294205. Wool, Coloured, Light	40 kg	LAH	916.37	916.37	916.37	0.00	0.00
		MUL	816.33	816.33	731.86	0.00	11.54
		KAR	2665.03	2665.03	2665.03	0.00	0.00
		BNU	1600.00	1600.00	1600.00	0.00	0.00
0294206. Wool, Coloured, Dark	40 kg	LAH	816.33	816.33	816.33	0.00	0.00
		MUL	315.82	315.82	265.66	0.00	18.88
		KAR	2464.90	2464.90	2464.90	0.00	0.00
		BNU	1500.00	1500.00	1500.00	0.00	0.00
021. Hides, Skins & Fur Skins, Raw							
0295101. Hides, Wet, Salted, Cow, (Medium Size)	100 No.	LAH	93216.98	93216.98	76630.94	0.00	21.64
		RAW	62299.62	62299.62	63288.67	0.00	-1.56
		MUL	113237.13	113237.13	103228.01	0.00	9.70
		SKT	50000.00	50000.00	50000.00	0.00	0.00
		KSR	93216.98	93216.98	71628.49	0.00	30.14
		KAR	96226.03	129266.08	45788.57	-25.56	110.15
		HYD	53280.11	45000.00	50000.00	18.40	6.56
		BNU	73186.11	73186.11	60000.00	0.00	21.98
		QTA	250000.00	250000.00	250000.00	0.00	0.00
0295102. Hides, Wet, Salted, Buffalo, (Medium Size)	100 No.	LAH	71628.49	71628.49	54658.60	0.00	31.05
		RAW	67635.30	67635.30	68292.00	0.00	-0.96
		MUL	133251.34	86534.97	58284.77	53.99	128.62
		SKT	50000.00	50000.00	50000.00	0.00	0.00
		KSR	71628.49	71628.49	50657.97	0.00	41.40
		KAR	78837.35	86177.39	35568.93	-8.52	121.65
		HYD	46608.49	45000.00	40000.00	3.57	16.52
		BNU	93216.98	93216.98	50000.00	0.00	86.43
		QTA	74888.72	74888.72	94912.20	0.00	-21.10
0295103. Hides, Wet, Salted, Calf, (Medium Size)	100 No.	LAH	31581.80	31581.80	28651.40	0.00	10.23
		RAW	48274.47	48274.47	48274.47	0.00	0.00
		MUL	53132.93	46415.89	36593.06	14.47	45.20
		SKT	20000.00	20000.00	20000.00	0.00	0.00
		KSR	31581.80	31581.80	25649.64	0.00	23.13
		KAR	300000.00	300000.00	300000.00	0.00	0.00
		HYD	58284.77	55000.00	83203.35	5.97	-29.95
		BNU	28231.08	28231.08	25000.00	0.00	12.92
		QTA	54848.07	54848.07	64871.54	0.00	-15.45
0295301. Sheep Skin, (Medium Size)	100 No	RAW	9599.65	9599.65	10330.62	0.00	-7.08

Contd.

7.8 Intercity Wholesale Prices of Selected Commodities

Group/Commodity/Item Specification	Unit	City	Prices (Rs.)			% Change in Oct., 2021 Over	
			Oct., 2021	Sept., 2021	Oct., 2020	Sept., 2021	Oct., 2020
		MUL	7318.61	6316.36	8320.34	15.87	-12.04
		KSR	7318.61	7318.61	7663.09	0.00	-4.50
		KAR	6000.00	7000.00	6316.36	-14.29	-5.01
		HYD	4743.42	3000.00	5000.00	58.11	-5.13
		PSH	10000.00	10000.00	10000.00	0.00	0.00
		QTA	30000.00	30000.00	30000.00	0.00	0.00
0295302. Sheep Skin, (Large Size)	100 No	LAH	15326.19	15326.19	11323.71	0.00	35.35
		RAW	10231.28	10231.28	11330.86	0.00	-9.70
		MUL	11323.71	9654.89	10322.80	17.28	9.70
		KSR	14000.00	14000.00	10322.80	0.00	35.62
		KAR	7958.11	7162.85	10285.13	11.10	-22.63
		HYD	7000.00	7000.00	10000.00	0.00	-30.00
		PSH	8617.74	8617.74	15000.00	0.00	-42.55
		QTA	9599.65	9599.65	9599.65	0.00	0.00
0295401. Goat Skin, (Large Size)	100 No	LAH	20000.00	20000.00	21328.18	0.00	-6.23
		RAW	11264.79	11264.79	12331.06	0.00	-8.65
		KSR	20000.00	20000.00	20327.93	0.00	-1.61
		KAR	10400.42	11035.70	10947.41	-5.76	-5.00
		HYD	20000.00	20000.00	25000.00	0.00	-20.00
		PSH	8962.81	8962.81	13000.00	0.00	-31.06
		QTA	9491.22	9491.22	8599.61	0.00	10.37
0295402. Goat Skin, (Extra large Size)	100 No	LAH	25000.00	25000.00	25328.99	0.00	-1.30
		RAW	11764.87	11764.87	12831.15	0.00	-8.31
		MUL	15326.19	15326.19	14325.70	0.00	6.98
		KSR	25000.00	25000.00	24328.81	0.00	2.76
		KAR	13295.03	14365.38	12938.57	-7.45	2.76
		HYD	20000.00	20000.00	20000.00	0.00	0.00
		PSH	9321.70	9321.70	15000.00	0.00	-37.86
		QTA	10969.61	10969.61	9899.66	0.00	10.81
0295403. Goat Skin, (Medium Size)	100 No	LAH	17327.00	17327.00	18327.34	0.00	-5.46
		RAW	10565.31	10565.31	11330.86	0.00	-6.76
		MUL	8320.34	7318.61	9321.70	13.69	-10.74
		SKT	15000.00	15000.00	15000.00	0.00	0.00
		KSR	17327.00	17327.00	18643.40	0.00	-7.06
		KAR	6463.30	6965.82	7611.66	-7.21	-15.09
		PSH	8617.74	8617.74	7000.00	0.00	23.11
		QTA	25000.00	25000.00	25000.00	0.00	0.00
0295404. Goat Skin, (Small Size)	100 No	LAH	13325.13	13325.13	14325.70	0.00	-6.98
		RAW	9632.53	9632.53	10330.62	0.00	-6.76
		SKT	12500.00	12500.00	12500.00	0.00	0.00
		KSR	13325.13	13325.13	14325.70	0.00	-6.98
		KAR	1989.53	2519.84	1778.45	-21.05	11.87
		PSH	7000.00	7000.00	5000.00	0.00	40.00
		QTA	15000.00	15000.00	15000.00	0.00	0.00
022. Fuel Wood in Logs							
0313001. Fire Wood, (Mixed), Dry	40 kg	LAH	850.00	850.00	800.00	0.00	6.25
		FAS	594.39	594.39	408.17	0.00	45.62
		RAW	866.35	866.35	693.27	0.00	24.97
		MUL	689.93	689.93	689.93	0.00	0.00
		KAR	750.00	700.00	666.26	7.14	12.57
		HYD	650.00	650.00	650.00	0.00	0.00
		SKR	450.00	450.00	450.00	0.00	0.00
		LRK	523.31	523.31	511.66	0.00	2.28
		PSH	716.28	716.28	781.95	0.00	-8.40
		QTA	614.88	614.88	614.88	0.00	0.00
023. Fish Live Fresh or Chilled							
0411901. Fish Rahu, River	40 kg	LAH	10163.96	10163.96	10163.96	0.00	0.00
		RAW	5399.38	5399.38	5766.47	0.00	-6.37
		MUL	9866.22	9866.22	7457.36	0.00	32.30
		HYD	11330.86	11330.86	13000.00	0.00	-12.84
		SKR	9331.45	9331.45	9200.00	0.00	1.43
		PSH	8393.65	8393.65	8400.00	0.00	-0.08
0411902. Fish Rahu, Sea	40 kg	KAR	11709.78	11709.78	11709.78	0.00	0.00

Contd.

7.8 Intercity Wholesale Prices of Selected Commodities

Group/Commodity/Item Specification	Unit	City	Prices (Rs.)			% Change in Oct., 2021 Over	
			Oct., 2021	Sept., 2021	Oct., 2020	Sept., 2021	Oct., 2020
0411903. Fish Surmai, Sea	40 kg	KAR	16262.34	16262.34	16262.34	0.00	0.00
024. Coal not Agglomerated							
1101001. Coal	MT	LAH	9100.00	9100.00	9100.00	0.00	0.00
025. Natural Gas Liquified							
1202001. Sui Gas, General /Indusrial Use	MMBTU	KAR	1233.18	1233.18	1233.18	0.00	0.00
1202002. LPG Cylinder 11.67 Kg	Each	LAH	2100.00	1750.00	1225.35	20.00	71.38
		RAW	2009.95	1899.93	1209.97	5.79	66.12
		KAR	2100.00	1760.00	1100.00	19.32	90.91
		PSH	2100.60	2100.60	1517.10	0.00	38.46
		QTA	2099.94	1924.89	1524.86	9.09	37.71
026. Salt & Pure Sodium Chloride							
1620001. Salt, Crushed, Lahori	40 kg	LAH	400.00	400.00	400.00	0.00	0.00
		RAW	598.61	598.61	548.48	0.00	9.14
		MUL	394.97	394.97	394.97	0.00	0.00
		KAR	447.48	447.48	447.48	0.00	0.00
		SKR	346.14	346.14	320.00	0.00	8.17
		PSH	400.00	400.00	400.00	0.00	0.00
1620002. Sea Salt	40 kg	LAH	480.00	480.00	480.00	0.00	0.00
		FAS	206.46	206.46	206.46	0.00	0.00
		KAR	212.53	212.53	212.53	0.00	0.00
		HYD	206.46	206.46	206.46	0.00	0.00
		NWB	290.00	290.00	286.63	0.00	1.18
027. Electrical Energy							
1710011. Electricity, Tarrif B1	kWh	KAR	26.80	25.63	26.13	4.56	2.56
1710012. Electricity, Tarrif B2	kWh	KAR	26.43	25.26	25.25	4.63	4.67
1710013. Electricity, Tarrif B3	kWh	KAR	27.05	25.88	26.80	4.52	0.93
1710014. Electricity, Tarrif B4	kWh	KAR	26.99	25.82	26.74	4.53	0.93
1710021. Electricity, Tariff D1	kWh	KAR	26.40	25.23	22.43	4.64	17.70
1710022. Electricity, Tariff D2	kWh	KAR	14.73	13.56	9.33	8.63	57.88
3. Food,Beverages,Tobacco,Textiles,Leather							
3a) Food Products, Beverages & Tobacco							
028. Meat of Animals							
2111101. Beef	40 kg	LAH	19000.00	18600.00	17200.00	2.15	10.47
		FAS	19327.65	19327.65	16164.96	0.00	19.57
		RAW	24832.21	24832.21	19327.65	0.00	28.48
		MUL	19327.65	19327.65	15862.23	0.00	21.85
		SAR	19666.44	19666.44	17600.00	0.00	11.74
		KAR	22663.55	22663.55	19463.05	0.00	16.44
		HYD	19710.28	19710.28	17862.73	0.00	10.34
		PSH	19200.00	19200.00	17065.62	0.00	12.51
		QTA	23199.43	23199.43	16999.22	0.00	36.47
2111601. Mutton	40 kg	LAH	43000.00	42000.00	36330.29	2.38	18.36
		FAS	38655.30	38655.30	35330.21	0.00	9.41
		RAW	46498.21	46498.21	41497.99	0.00	12.05
		MUL	34664.63	34664.63	30932.76	0.00	12.06
		KAR	38655.30	38655.30	36654.69	0.00	5.46
		HYD	42091.99	42091.99	37974.13	0.00	10.84
		PSH	40000.00	40000.00	39289.11	0.00	1.81
		QTA	40794.77	40794.77	38794.50	0.00	5.16
029. Vegetables & Fruit Juice							
2133101. Tomato, Ketchup, Polybag, 500 Gm	Dozen	LAH	1380.00	1380.00	1320.00	0.00	4.55
		FAS	1560.00	1560.00	1500.00	0.00	4.00
		RAW	1333.28	1333.28	1333.28	0.00	0.00
		MUL	1728.00	1728.00	1608.00	0.00	7.46
		KAR	1620.00	1620.00	1404.00	0.00	15.38
		HYD	1680.00	1680.00	1560.00	0.00	7.69
		SKR	1524.00	1524.00	1450.00	0.00	5.10
		MPK	1440.00	1440.00	1440.00	0.00	0.00
		PSH	1680.00	1680.00	1320.00	0.00	27.27
		QTA	1560.00	1560.00	1560.00	0.00	0.00
2133901. Chillies and Lime Pickle in Oil, Bottle, 340Gm	Dozen	LAH	1512.00	1512.00	1330.00	0.00	13.68
		RAW	1593.31	1593.31	1363.30	0.00	16.87
		KAR	1512.00	1512.00	1512.00	0.00	0.00

Contd.

7.8 Intercity Wholesale Prices of Selected Commodities

Group/Commodity/Item Specification	Unit	City	Prices (Rs.)			% Change in Oct., 2021 Over	
			Oct., 2021	Sept., 2021	Oct., 2020	Sept., 2021	Oct., 2020
		MPK	1560.00	1560.00	1560.00	0.00	0.00
		PSH	1800.00	1800.00	1440.00	0.00	25.00
		QTA	1740.00	1740.00	1620.00	0.00	7.41
030. Dried Fruits & Nuts							
2141101. Raisins (Kishmish), (Average Quality)	40 kg	LAH	14000.00	14000.00	14000.00	0.00	0.00
		RAW	13976.15	13976.15	9399.65	0.00	48.69
		MUL	15728.76	15728.76	13461.45	0.00	16.84
		KAR	14132.08	14132.08	14132.08	0.00	0.00
		HYD	14637.22	13664.65	13164.57	7.12	11.19
		MPK	15200.00	15200.00	12000.00	0.00	26.67
		PSH	15200.00	15200.00	15200.00	0.00	0.00
		BNU	13728.09	13728.09	12000.00	0.00	14.40
		QTA	17551.38	17551.38	17551.38	0.00	0.00
2141301. Groundnut with Shell, (Average Quality)	40 kg	LAH	12000.00	12000.00	9731.52	0.00	23.31
		RAW	10231.28	10231.28	10066.23	0.00	1.64
		MUL	9864.85	9864.85	6530.65	0.00	51.05
		KAR	10626.59	10626.59	9731.52	0.00	9.20
		HYD	6328.87	5533.13	8163.31	14.38	-22.47
		MPK	6000.00	6000.00	6000.00	0.00	0.00
		PSH	10131.59	10131.59	10531.66	0.00	-3.80
		QTA	15599.15	12798.96	10798.77	21.88	44.45
031. Fruit Juices							
2142902. Jam-i-Shireen (Standard Size)	Dozen	LAH	2856.00	2856.00	2640.00	0.00	8.18
		FAS	2853.33	2853.33	2520.00	0.00	13.23
		RAW	2966.57	2966.57	2693.32	0.00	10.15
		MUL	3024.00	3024.00	2736.00	0.00	10.53
		GUJ	3120.00	3120.00	2480.00	0.00	25.81
		BPR	3180.00	3180.00	2820.00	0.00	12.77
		KAR	3024.00	3024.00	2484.00	0.00	21.74
		HYD	3000.00	3000.00	2760.00	0.00	8.70
		SKR	2880.00	2880.00	2520.00	0.00	14.29
		PSH	3000.00	3000.00	2520.00	0.00	19.05
		BNU	2880.00	2880.00	2520.00	0.00	14.29
2142903. Fruit Juice Tetra Pack, Sheezan/Maz	Dozen	LAH	190.00	190.00	190.00	0.00	0.00
		FAS	200.00	200.00	195.55	0.00	2.28
		RAW	223.28	223.28	223.28	0.00	0.00
		MUL	212.00	212.00	212.00	0.00	0.00
		KAR	216.00	216.00	216.00	0.00	0.00
		HYD	200.00	200.00	200.00	0.00	0.00
		SKR	216.00	216.00	216.00	0.00	0.00
		PSH	180.00	180.00	180.00	0.00	0.00
		QTA	190.00	190.00	180.00	0.00	5.56
2142904. Lemon / Orange Squash, Mitchell's, 730ML	Dozen	LAH	2060.00	2060.00	2060.00	0.00	0.00
		FAS	2366.55	2366.55	2160.00	0.00	9.56
		RAW	2283.30	2283.30	2276.66	0.00	0.29
		MUL	2004.00	2004.00	2004.00	0.00	0.00
		KAR	2376.00	2376.00	2376.00	0.00	0.00
		HYD	2520.00	2520.00	2400.00	0.00	5.00
		PSH	2100.00	2100.00	2100.00	0.00	0.00
2142905. Murree Brewery /Tops Juice Malt 79(Abbe Jow)	Dozen	LAH	525.00	525.00	525.00	0.00	0.00
		RAW	759.87	759.87	739.86	0.00	2.70
		KSR	525.00	525.00	525.00	0.00	0.00
2149201. Apple / Mango / Orange / Mix Fruit, Jam, 450 Gm	Dozen	LAH	1600.00	1600.00	1600.00	0.00	0.00
		RAW	1716.66	1716.66	1716.66	0.00	0.00
		KAR	1728.00	1728.00	1728.00	0.00	0.00
		MPK	1680.00	1680.00	1680.00	0.00	0.00
		PSH	1800.00	1800.00	1620.00	0.00	11.11
		QTA	1860.00	1860.00	1860.00	0.00	0.00
2149202. Mango / Mixed Pickle in Oil, Bottle, 340 Gm	Dozen	LAH	1330.00	1330.00	1330.00	0.00	0.00
		RAW	1436.66	1436.66	1436.66	0.00	0.00
		KAR	1512.00	1512.00	1512.00	0.00	0.00
		MPK	1536.00	1536.00	1536.00	0.00	0.00
		PSH	1680.00	1680.00	1350.00	0.00	24.44

Contd.

7.8 Intercity Wholesale Prices of Selected Commodities

Group/Commodity/Item Specification	Unit	City	Prices (Rs.)			% Change in Oct., 2021 Over	
			Oct., 2021	Sept., 2021	Oct., 2020	Sept., 2021	Oct., 2020
		QTA	1620.00	1620.00	1620.00	0.00	0.00
032. Vegetable Oils Refined							
2154101. Soyabean Cooking Oil, Tin/ Bottle, 5 Litre	Dozen	LAH	19200.00	18960.00	12000.00	1.27	60.00
		FAS	19600.00	19600.00	14520.00	0.00	34.99
		RAW	20099.83	19899.83	14319.55	1.01	40.37
		MUL	21024.00	20220.00	14435.00	3.98	45.65
		KAR	19200.00	19200.00	13680.00	0.00	40.35
		HYD	21330.00	20400.00	15600.00	4.56	36.73
		SKR	19800.00	19560.00	14400.00	1.23	37.50
		MPK	21420.00	20160.00	15000.00	6.25	42.80
		PSH	20640.00	20400.00	14400.00	1.18	43.33
		BNU	19800.00	18000.00	11160.00	10.00	77.42
		QTA	19836.00	19836.00	14880.00	0.00	33.31
2154301. Sun Flower Cooking Oil Tin/ Bottle, 5 Litre	Dozen	LAH	19200.00	18960.00	13800.00	1.27	39.13
		FAS	19600.00	19600.00	14160.00	0.00	38.42
		RAW	20099.83	19899.83	14319.55	1.01	40.37
		MUL	21372.00	20400.00	15188.00	4.76	40.72
		KAR	19500.00	19500.00	13548.00	0.00	43.93
		HYD	20760.00	20000.00	15119.05	3.80	37.31
		SKR	19800.00	19560.00	14400.00	1.23	37.50
		PSH	20400.00	20400.00	15000.00	0.00	36.00
		QTA	18576.00	18576.00	15180.00	0.00	22.37
2154401. Mustard & Rape Seed Oil	40 kg	LAH	11000.00	10000.00	8000.00	10.00	37.50
		RAW	9699.66	9666.55	8230.78	0.34	17.85
		MUL	12666.32	11066.27	7266.06	14.46	74.32
		KSR	10163.96	10163.96	8000.00	0.00	27.05
		KAR	11600.00	11200.00	8000.00	3.57	45.00
		HYD	12800.00	10866.26	7400.00	17.80	72.97
		MPK	13200.00	10600.00	7300.00	24.53	80.82
		PSH	12000.00	12000.00	8800.00	0.00	36.36
		BNU	13000.00	11000.00	7731.06	18.18	68.15
		QTA	10998.79	10998.79	8798.48	0.00	25.01
2154801. Cotton Seed Oil	40 kg	LAH	7000.00	7000.00	6200.00	0.00	12.90
		MUL	7066.04	7066.04	4416.60	0.00	59.99
		GUJ	8800.00	8800.00	7200.00	0.00	22.22
		SAR	10500.00	9566.55	6400.00	9.76	64.06
		KAR	10000.00	9800.00	5528.77	2.04	80.87
		HYD	11000.00	10330.62	6950.00	6.48	58.27
		SKR	11680.00	10880.00	7125.00	7.35	63.93
		NWB	6683.29	6683.29	6466.49	0.00	3.35
		PSH	5800.00	5800.00	5800.00	0.00	0.00
2154901. Rafhan Corn Oil, 2 Litre	Dozen	LAH	11100.00	10800.00	9000.00	2.78	23.33
		FAS	12400.00	12400.00	10560.00	0.00	17.42
		RAW	13599.75	12899.74	9778.00	5.43	39.09
		MUL	10848.00	10848.00	10848.00	0.00	0.00
		KAR	12000.00	11760.00	9996.00	2.04	20.05
		HYD	16080.00	16080.00	10800.00	0.00	48.89
		MPK	16800.00	12540.00	12540.00	33.97	33.97
		PSH	12410.00	12410.00	11880.00	0.00	4.46
		QTA	10956.00	10956.00	8760.00	0.00	25.07
033. Vegetable Ghee							
2159001. Vegetable Ghee, Carton, 16 kg	Each	LAH	5170.00	4850.00	3250.00	6.60	59.08
		RAW	4824.59	4726.62	3033.24	2.07	59.06
		MUL	5023.33	4848.00	3294.00	3.62	52.50
		SKT	5150.00	5060.00	3450.00	1.78	49.28
		KAR	5400.00	5100.00	3600.00	5.88	50.00
		SKR	4800.00	4550.00	3060.00	5.49	56.86
		MPK	5250.00	4850.00	3250.00	8.25	61.54
		PSH	5200.00	5000.00	3900.00	4.00	33.33
		QTA	5744.00	5504.00	4048.00	4.36	41.90
2159002. Vegetable Ghee, Dalda, 5 Kg	Dozen	LAH	20400.00	20160.00	14400.00	1.19	41.67
		FAS	20160.00	20160.00	14160.00	0.00	42.37
		RAW	20099.83	19899.83	14319.55	1.01	40.37

Contd.

7.8 Intercity Wholesale Prices of Selected Commodities

Group/Commodity/Item Specification	Unit	City	Prices (Rs.)			% Change in Oct., 2021 Over	
			Oct., 2021	Sept., 2021	Oct., 2020	Sept., 2021	Oct., 2020
		MUL	21204.00	20220.00	14492.00	4.87	46.32
		SAR	19980.00	19980.00	14580.00	0.00	37.04
		KAR	20530.00	19513.00	14269.00	5.21	43.88
		HYD	20400.00	20400.00	15000.00	0.00	36.00
		SKR	20400.00	20280.00	14880.00	0.59	37.10
		PSH	20640.00	20640.00	14280.00	0.00	44.54
		QTA	21540.00	20640.00	15180.00	4.36	41.90
034. Oil Cakes							
2171001. Cotton Seed Oil Cakes	40 kg	LAH	2200.00	2200.00	2400.00	0.00	-8.33
		FAS	1766.51	1858.30	2151.42	-4.94	-17.89
		MUL	2232.84	2232.84	1932.77	0.00	15.53
		SAR	2566.23	2566.23	2616.56	0.00	-1.92
		BPR	1916.52	1916.52	2266.54	0.00	-15.44
		HYD	1632.66	1632.66	1650.00	0.00	-1.05
		SKR	1887.08	2000.00	1795.00	-5.65	5.13
		MPK	1750.00	1500.00	1770.00	16.67	-1.13
		PSH	2200.00	2200.00	2200.00	0.00	0.00
		QTA	1678.73	1678.73	1518.60	0.00	10.54
2171002. Mustard & Rapseed Oil Cakes	40 kg	LAH	2300.00	2166.15	2000.00	6.18	15.00
		FAS	2716.56	2416.55	1966.53	12.41	38.14
		MUL	2632.91	2432.88	1932.77	8.22	36.22
		SAR	2716.56	2532.90	2116.54	7.25	28.35
		BPR	2932.96	2666.25	1916.52	10.00	53.04
		HYD	2300.00	2300.00	1800.00	0.00	27.78
		SKR	3050.00	2300.00	1800.00	32.61	69.44
		MPK	2000.00	2100.00	1500.00	-4.76	33.33
		PSH	2200.00	2200.00	2200.00	0.00	0.00
		QTA	2594.86	2594.86	1993.31	0.00	30.18
035. Processed Liquid Milk							
2211002. MilkPak, Nestle, 1 Litre	Dozen	LAH	1800.00	1800.00	1800.00	0.00	0.00
		FAS	1800.00	1800.00	1716.00	0.00	4.90
		RAW	1746.66	1746.66	1713.31	0.00	1.95
		KAR	1755.00	1755.00	1755.00	0.00	0.00
		HYD	1820.00	1820.00	1760.00	0.00	3.41
		SKR	1820.00	1820.00	1698.00	0.00	7.18
		PSH	1850.00	1800.00	1800.00	2.78	2.78
036. Milk & Cream in Solid Form							
2221101. Powdered Milk, Everyday (Nestle), 1 Kg	Dozen	LAH	10300.00	10300.00	10300.00	0.00	0.00
		RAW	10778.33	10778.33	10474.00	0.00	2.91
		MUL	10152.00	10152.00	10152.00	0.00	0.00
		KAR	10440.00	10440.00	10200.00	0.00	2.35
		HYD	12705.88	12705.88	11733.33	0.00	8.29
		SKR	10780.00	10780.00	10800.00	0.00	-0.19
		PSH	11000.00	10800.00	10080.00	1.85	9.13
		BNU	12705.00	12040.00	11064.00	5.52	14.83
		QTA	11340.00	11340.00	11340.00	0.00	0.00
2221201. Powdered Milk, Skimmed, Bag, 25 kg	Each	LAH	13000.00	13000.00	12500.00	0.00	4.00
		RAW	15994.79	15994.79	14562.94	0.00	9.83
		MUL	15164.85	14664.79	12164.40	3.41	24.67
		KAR	15000.00	15000.00	15000.00	0.00	0.00
		PSH	14209.02	14209.02	17000.00	0.00	-16.42
		QTA	12500.00	12500.00	12500.00	0.00	0.00
2221202. Powdered Milk, Nido, Polybag, 910 Gm	Dozen	LAH	11124.00	11124.00	11000.00	0.00	1.13
		RAW	11899.72	11899.72	11415.00	0.00	4.25
		GUJ	11280.00	11280.00	10800.00	0.00	4.44
		KAR	11280.00	11280.00	11064.00	0.00	1.95
		HYD	12395.60	12395.60	11544.00	0.00	7.38
		PSH	12000.00	12000.00	11400.00	0.00	5.26
037. Ice Cream							
2227001. Ice Cream, Walls/Omore Cup, Large	Dozen	LAH	600.00	600.00	560.00	0.00	7.14
		RAW	596.65	596.65	546.65	0.00	9.15
		KAR	660.00	660.00	600.00	0.00	10.00
		HYD	600.00	600.00	600.00	0.00	0.00

Contd.

7.8 Intercity Wholesale Prices of Selected Commodities

Group/Commodity/Item Specification	Unit	City	Prices (Rs.)			% Change in Oct., 2021 Over	
			Oct., 2021	Sept., 2021	Oct., 2020	Sept., 2021	Oct., 2020
		SKR	627.50	627.50	567.50	0.00	10.57
		QTA	552.00	552.00	552.00	0.00	0.00
038. Dairy Products N.E.C							
2229001. Milo (Nestle), Packet, 200 Gm	Dozen	LAH	3000.00	3000.00	3000.00	0.00	0.00
		FAS	3200.00	3200.00	2800.00	0.00	14.29
		RAW	2499.84	2499.84	2499.84	0.00	0.00
		KAR	2880.00	2880.00	2880.00	0.00	0.00
		MPK	2760.00	2760.00	2760.00	0.00	0.00
		PSH	3360.00	3360.00	3600.00	0.00	-6.67
		QTA	3180.00	3180.00	3180.00	0.00	0.00
2229002. Lactogen, Soft Pack, 400 Gm	Dozen	LAH	6768.00	6768.00	6480.00	0.00	4.44
		FAS	7059.99	6960.00	6840.00	1.44	3.22
		RAW	7126.64	7126.64	6653.33	0.00	7.11
		MUL	6660.00	6660.00	6660.00	0.00	0.00
		KAR	6480.00	6480.00	6156.00	0.00	5.26
		HYD	7200.00	7200.00	6720.00	0.00	7.14
		MPK	6980.00	6980.00	6720.00	0.00	3.87
		PSH	7200.00	7080.00	6660.00	1.69	8.11
		QTA	7620.00	7620.00	6780.00	0.00	12.39
039. Wheat Flour							
2311001. Wheat Flour, (Super Quality), Bag, 80 Kg	Each	LAH	5920.00	5920.00	5600.00	0.00	5.71
		FAS	6026.66	5333.33	5600.00	13.00	7.62
		RAW	5849.86	5649.85	5933.29	3.54	-1.41
		MUL	5200.00	4900.00	4800.00	6.12	8.33
		GUJ	5200.00	5000.00	5200.00	4.00	0.00
		SAR	5600.00	5280.00	5865.91	6.06	-4.53
		SKT	5633.14	5200.00	5600.00	8.33	0.59
		KAR	5920.00	5520.00	5200.00	7.25	13.85
		HYD	5840.00	5440.00	5760.00	7.35	1.39
		SKR	5360.00	4960.00	4880.00	8.06	9.84
		LRK	5666.47	5479.93	5099.35	3.40	11.12
		PSH	6000.00	5500.00	6000.00	9.09	0.00
		QTA	6239.66	6079.65	5039.58	2.63	23.81
2311002. Wheat Flour, (Average Quality), Bag, 80 Kg	Each	LAH	4400.00	4720.00	3920.00	-6.78	12.24
		FAS	4344.00	5200.00	5330.00	-16.46	-18.50
		RAW	4599.82	4599.82	3400.00	0.00	35.29
		MUL	4333.29	4480.00	3348.00	-3.27	29.43
		SAH	4320.00	4560.00	3800.00	-5.26	13.68
		SAR	4320.00	4416.60	4033.06	-2.19	7.11
		BPR	4360.00	4160.00	3400.00	4.81	28.24
		KAR	5280.00	4880.00	4800.00	8.20	10.00
		HYD	5370.00	5100.00	5160.00	5.29	4.07
		SKR	5280.00	4940.00	4720.00	6.88	11.86
		LRK	5360.00	5173.20	4766.43	3.61	12.45
		MPK	5200.00	4900.00	5040.00	6.12	3.17
		PSH	5129.93	5000.00	5120.00	2.60	0.19
		QTA	5504.00	4904.00	4959.57	12.23	10.98
2311003. Wheat Flour, Bag, (Average Quality), 20 Kg	Dozen	LAH	12960.00	14160.00	10200.00	-8.47	27.06
		FAS	13032.00	15600.00	10320.00	-16.46	26.28
		RAW	12979.78	13919.66	10080.00	-6.75	28.77
		MUL	12999.88	13440.00	10044.00	-3.27	29.43
		GUJ	13020.00	14160.00	10320.00	-8.05	26.16
		SKT	13080.00	13920.00	10320.00	-6.03	26.74
		BPR	13080.00	12480.00	10200.00	4.81	28.24
		KAR	16323.00	16080.00	16320.00	1.51	0.02
		HYD	16959.62	15679.59	16320.00	8.16	3.92
		SKR	15744.00	14880.00	14640.00	5.81	7.54
		LRK	15500.00	15120.00	15120.00	2.51	2.51
		MPK	15120.00	14400.00	14160.00	5.00	6.78
		NWB	15360.00	13869.99	14626.65	10.74	5.01
		PSH	14280.00	14280.00	15360.00	0.00	-7.03
		QTA	16511.99	15551.99	14879.68	6.17	10.97
2311004. Maida, (Average Quality), Bag, 40 Kg	Each	LAH	3040.00	2880.00	2920.00	5.56	4.11

Contd.

7.8 Intercity Wholesale Prices of Selected Commodities

Group/Commodity/Item Specification	Unit	City	Prices (Rs.)			% Change in Oct., 2021 Over	
			Oct., 2021	Sept., 2021	Oct., 2020	Sept., 2021	Oct., 2020
		FAS	2800.00	2560.00	2880.00	9.38	-2.78
		RAW	3116.58	3016.57	3049.73	3.32	2.19
		MUL	2806.65	2653.33	2816.57	5.78	-0.35
		SAR	2800.00	2640.00	2816.57	6.06	-0.59
		BPR	2800.00	2646.66	2900.00	5.79	-3.45
		KAR	2800.00	2600.00	2840.00	7.69	-1.41
		HYD	2816.57	2563.33	2700.00	9.88	4.32
		SKR	2750.00	2700.00	2760.00	1.85	-0.36
		MPK	2950.00	2800.00	2850.00	5.36	3.51
		PSH	3000.00	2640.00	2800.00	13.64	7.14
		QTA	2799.24	2799.24	2639.19	0.00	6.06
2311005. Suji, Bag, 40 Kg	Each	LAH	3200.00	3040.00	3160.00	5.26	1.27
		FAS	2800.00	2560.00	2880.00	9.38	-2.78
		RAW	3133.24	3032.97	3133.24	3.31	0.00
		MUL	2706.65	2643.33	2816.57	2.40	-3.90
		SAH	2500.00	2500.00	2800.00	0.00	-10.71
		BPR	2800.00	2646.66	2900.00	5.79	-3.45
		KAR	3000.00	2800.00	3000.00	7.14	0.00
		HYD	2773.27	2653.27	2880.00	4.52	-3.71
		SKR	2760.00	2680.00	2760.00	2.99	0.00
		MPK	2950.00	2800.00	2880.00	5.36	2.43
		PSH	3000.00	2640.00	2800.00	13.64	7.14
		QTA	3439.38	3439.38	2879.26	0.00	19.45
2311006. Cerelac, Wheat, 400 Gm	Dozen	LAH	4600.00	4600.00	4150.00	0.00	10.84
		FAS	4659.98	4733.10	4440.00	-1.54	4.95
		RAW	5226.63	5226.63	4849.83	0.00	7.77
		MUL	4260.00	4260.00	4260.00	0.00	0.00
		KAR	4260.00	4260.00	4080.00	0.00	4.41
		HYD	4580.00	4580.00	4320.00	0.00	6.02
		MPK	4440.00	4440.00	4260.00	0.00	4.23
		PSH	4800.00	4440.00	4080.00	8.11	17.65
		QTA	4260.00	4260.00	4260.00	0.00	0.00
040. Other Cereal Flour							
2312001. Besan, Bag, 40 Kg	Each	LAH	5200.00	5200.00	4800.00	0.00	8.33
		FAS	5000.00	5000.00	4600.00	0.00	8.70
		RAW	4966.61	4983.28	4949.83	-0.33	0.34
		MUL	5265.83	5265.83	4465.68	0.00	17.92
		GUJ	6000.00	5600.00	4500.00	7.14	33.33
		SAR	5200.00	5200.00	5065.80	0.00	2.65
		SKT	4900.00	5000.00	4600.00	-2.00	6.52
		KSR	5200.00	5200.00	4800.00	0.00	8.33
		KAR	5665.89	5665.89	5200.00	0.00	8.96
		HYD	5483.28	5483.28	4486.00	0.00	22.23
		SKR	5465.86	5465.86	4400.00	0.00	24.22
		MPK	5600.00	5600.00	4800.00	0.00	16.67
		PSH	5520.00	5520.00	5200.00	0.00	6.15
		QTA	6239.66	6239.66	6239.66	0.00	0.00
041. Sugar Refined							
2352001. Sugar, Refined, Bag, 50 Kg	Each	LAH	5000.00	5200.00	4860.00	-3.85	2.88
		FAS	4843.30	5156.66	4659.66	-6.08	3.94
		RAW	4544.93	5299.97	4983.28	-14.25	-8.80
		MUL	4621.95	5106.66	4773.33	-9.49	-3.17
		GUJ	4400.00	5250.00	4853.33	-16.19	-9.34
		SKT	4950.00	5230.00	4826.52	-5.35	2.56
		KAR	4950.00	5250.00	4700.00	-5.71	5.32
		HYD	4900.00	5220.00	4700.00	-6.13	4.26
		MPK	5000.00	5150.00	4600.00	-2.91	8.70
		PSH	4963.26	5150.00	4950.00	-3.63	0.27
		QTA	5020.00	5280.00	4850.00	-4.92	3.51
2352002. Gur, (Average Quality)	40 kg	LAH	5065.80	4929.79	4129.12	2.76	22.68
		MUL	5033.11	5033.11	4033.06	0.00	24.80
		SAR	5033.11	4666.61	4133.07	7.85	21.78
		SKT	4800.00	4800.00	5000.00	0.00	-4.00

Contd.

7.8 Intercity Wholesale Prices of Selected Commodities

Group/Commodity/Item Specification	Unit	City	Prices (Rs.)			% Change in Oct., 2021 Over	
			Oct., 2021	Sept., 2021	Oct., 2020	Sept., 2021	Oct., 2020
		KSR	5000.00	4865.76	4400.00	2.76	13.64
		KAR	4529.49	4529.49	3465.40	0.00	30.71
		HYD	4932.42	4932.42	4129.12	0.00	19.45
		SKR	5200.00	5600.00	4000.00	-7.14	30.00
		PSH	5200.00	5200.00	4800.00	0.00	8.33
		QTA	5397.53	5397.53	5997.78	0.00	-10.01
042. Chocolate							
2366001. Chocolate Candy, Large packet	Each	LAH	155.00	155.00	155.00	0.00	0.00
		RAW	114.93	114.93	108.31	0.00	6.11
		BPR	110.00	110.00	105.00	0.00	4.76
		KSR	155.00	155.00	155.00	0.00	0.00
		KAR	110.00	110.00	110.00	0.00	0.00
		PSH	160.00	160.00	160.00	0.00	0.00
043. Sugar Confectionary							
2367001. Toffee Hilal, Large Packet	Each	LAH	90.00	90.00	70.00	0.00	28.57
		RAW	111.64	111.64	104.92	0.00	6.40
		GUJ	85.00	85.00	85.00	0.00	0.00
		SKT	95.00	95.00	85.00	0.00	11.76
		BPR	85.00	85.00	83.30	0.00	2.04
		KSR	90.00	90.00	70.00	0.00	28.57
		KAR	90.00	90.00	90.00	0.00	0.00
		HYD	90.00	90.00	90.00	0.00	0.00
		LRK	72.00	70.00	60.00	2.86	20.00
		PSH	90.00	90.00	90.00	0.00	0.00
		QTA	135.00	135.00	135.00	0.00	0.00
044. Coffee & Tea							
2391301. Tea, Lipton Yellow Label, Packet, 190 Gm	6 No.	LAH	1350.00	1302.00	1302.00	3.69	3.69
		FAS	1332.00	1332.00	1180.00	0.00	12.88
		RAW	1379.98	1276.66	1276.66	8.09	8.09
		MUL	1386.00	1317.00	1317.00	5.24	5.24
		SKT	1380.00	1261.00	1261.00	9.44	9.44
		KAR	1350.00	1242.00	1242.00	8.70	8.70
		HYD	1440.00	1320.00	1320.00	9.09	9.09
		SKR	1440.00	1332.00	1320.00	8.11	9.09
		PSH	1410.00	1410.00	1290.00	0.00	9.30
		QTA	1470.00	1290.00	1230.00	13.95	19.51
2391302. Tea, Supreme, Packet, 190 Gm	6 No.	LAH	1159.00	1104.00	1104.00	4.98	4.98
		FAS	1140.00	1140.00	1050.00	0.00	8.57
		RAW	1123.32	1123.32	1123.32	0.00	0.00
		MUL	1110.00	1110.00	1110.00	0.00	0.00
		SKT	1200.00	1074.00	1074.00	11.73	11.73
		KAR	1134.00	1068.00	1068.00	6.18	6.18
		HYD	1350.00	1230.00	1110.00	9.76	21.62
		SKR	1140.00	1140.00	1200.00	0.00	-5.00
		PSH	1140.00	1140.00	1140.00	0.00	0.00
		QTA	1110.00	1110.00	1110.00	0.00	0.00
2391303. Tea, Loose (Average Quality)	40 kg	LAH	25000.00	20000.00	20000.00	25.00	25.00
		FAS	31000.00	29600.00	28000.00	4.73	10.71
		RAW	33266.03	31165.78	31066.52	6.74	7.08
		MUL	26650.27	22647.43	22647.43	17.67	17.67
		SKT	29000.00	28866.51	28000.00	0.46	3.57
		KAR	23463.66	23463.66	23463.66	0.00	0.00
		HYD	24165.52	23700.00	23700.00	1.96	1.96
		SKR	26400.00	23200.00	23200.00	13.79	13.79
		MPK	30000.00	22000.00	22000.00	36.36	36.36
		PSH	32000.00	29732.74	29732.74	7.63	7.63
		QTA	27399.51	27399.51	27399.51	0.00	0.00
2391304. Tea, Tapal Danedar, Packet, 190 Gm	6 No.	LAH	1218.00	1165.00	1165.00	4.55	4.55
		FAS	1120.00	1120.00	1120.00	0.00	0.00
		RAW	1263.32	1136.66	1136.66	11.14	11.14
		MUL	1168.00	1168.00	1168.00	0.00	0.00
		KAR	1242.00	1134.00	1134.00	9.52	9.52
		HYD	1380.00	1380.00	1200.00	0.00	15.00

Contd.

7.8 Intercity Wholesale Prices of Selected Commodities

Group/Commodity/Item Specification	Unit	City	Prices (Rs.)			% Change in Oct., 2021 Over	
			Oct., 2021	Sept., 2021	Oct., 2020	Sept., 2021	Oct., 2020
		PSH	1260.00	1260.00	1260.00	0.00	0.00
		QTA	1350.00	1320.00	1320.00	2.27	2.27
045. Spices							
2392101. Black Pepper, National, Packet, 50 Gm	Dozen	LAH	1344.00	1344.00	1344.00	0.00	0.00
		RAW	1176.66	1176.66	1176.66	0.00	0.00
		MUL	1280.44	1280.44	1232.43	0.00	3.90
		SKT	1200.00	1200.00	1164.00	0.00	3.09
		KAR	1260.00	1260.00	1260.00	0.00	0.00
		HYD	1320.00	1320.00	1320.00	0.00	0.00
		MPK	1230.00	1230.00	1230.00	0.00	0.00
		PSH	1308.00	1308.00	1308.00	0.00	0.00
		QTA	1260.00	1260.00	1260.00	0.00	0.00
2392201. Red Chillies Powder, National, Packet, 200 Gm	Dozen	LAH	4200.00	4200.00	2880.00	0.00	45.83
		FAS	4150.00	4150.00	3180.00	0.00	30.50
		RAW	4116.60	4116.60	3193.32	0.00	28.91
		MUL	4140.00	4140.00	3018.60	0.00	37.15
		SKT	4320.00	4320.00	3120.00	0.00	38.46
		KAR	3808.00	4104.00	3024.00	-7.21	25.93
		HYD	4300.00	4300.00	3240.00	0.00	32.72
		MPK	4145.00	4145.00	3072.00	0.00	34.93
		PSH	4416.00	4416.00	3120.00	0.00	41.54
		QTA	4500.00	4500.00	3300.00	0.00	36.36
2392402. Corriander Powder, National, Packet, 200 Gm	Dozen	LAH	1920.00	1920.00	1920.00	0.00	0.00
		FAS	1965.00	1965.00	1920.00	0.00	2.34
		RAW	1986.64	1986.64	1986.64	0.00	0.00
		MUL	1956.00	1956.00	1944.00	0.00	0.62
		SKT	1920.00	1920.00	1920.00	0.00	0.00
		KAR	1944.00	1944.00	1944.00	0.00	0.00
		HYD	2160.00	2160.00	2160.00	0.00	0.00
		MPK	2256.00	2256.00	2256.00	0.00	0.00
		PSH	2064.00	2064.00	2064.00	0.00	0.00
		QTA	2100.00	2100.00	2100.00	0.00	0.00
2392601. Cloves (Long)	5 kg	LAH	8000.00	8000.00	7500.00	0.00	6.67
		RAW	6099.45	6099.45	5916.34	0.00	3.09
		MUL	5932.58	5932.58	5865.91	0.00	1.14
		KAR	8000.00	8000.00	5582.10	0.00	43.32
		HYD	9163.67	8131.17	6000.00	12.70	52.73
		MPK	8750.00	8000.00	6000.00	9.38	45.83
		PSH	9500.00	9000.00	7250.00	5.56	31.03
		QTA	6000.00	6000.00	6000.00	0.00	0.00
046. Other Food Products							
2399401. Vinegar (Sirka), Shangrilla/TOPS/Phool, Large Bottle	Dozen	LAH	960.00	960.00	960.00	0.00	0.00
		RAW	1016.59	1016.59	939.89	0.00	8.16
		KAR	1200.00	1200.00	1200.00	0.00	0.00
		PSH	840.00	840.00	840.00	0.00	0.00
		QTA	1080.00	1080.00	1080.00	0.00	0.00
2399901. Turmeric Powder, National, Packet, 50 Gm	Dozen	LAH	432.00	432.00	432.00	0.00	0.00
		FAS	504.00	504.00	504.00	0.00	0.00
		RAW	420.00	420.00	420.00	0.00	0.00
		MUL	440.50	440.50	440.50	0.00	0.00
		SKT	504.00	504.00	504.00	0.00	0.00
		KAR	432.00	432.00	408.00	0.00	5.88
		HYD	480.00	480.00	480.00	0.00	0.00
		SKR	420.00	420.00	420.00	0.00	0.00
		MPK	432.00	432.00	432.00	0.00	0.00
		PSH	420.00	420.00	420.00	0.00	0.00
		QTA	420.00	420.00	420.00	0.00	0.00
047. Mineral Water							
2441001. Mineral Water, Nestle, Bottle, 1.5 Litre	Dozen	LAH	590.00	590.00	590.00	0.00	0.00
		FAS	506.58	500.00	500.00	1.32	1.32
		RAW	639.95	639.95	639.95	0.00	0.00
		MUL	596.00	596.00	596.00	0.00	0.00

Contd.

7.8 Intercity Wholesale Prices of Selected Commodities

Group/Commodity/Item Specification		Unit	City	Prices (Rs.)			% Change in Oct., 2021 Over	
				Oct., 2021	Sept., 2021	Oct., 2020	Sept., 2021	Oct., 2020
			GUJ	600.00	600.00	600.00	0.00	0.00
			SKT	540.00	540.00	540.00	0.00	0.00
			KAR	600.00	600.00	600.00	0.00	0.00
			HYD	600.00	600.00	600.00	0.00	0.00
			SKR	612.00	612.00	612.00	0.00	0.00
			MPK	660.00	660.00	660.00	0.00	0.00
			PSH	560.00	560.00	560.00	0.00	0.00
			QTA	696.00	696.00	696.00	0.00	0.00
048. Beverages								
2449001.	Coca Cola, Bottle, 1.5 Litre	Dozen	LAH	1080.00	1080.00	1020.00	0.00	5.88
			FAS	1146.63	1126.63	1040.00	1.78	10.25
			RAW	1066.66	1076.66	966.62	-0.93	10.35
			MUL	1080.00	1020.00	1020.00	5.88	5.88
			SKT	1160.00	1160.00	1020.00	0.00	13.73
			KAR	1020.00	1020.00	1020.00	0.00	0.00
			HYD	1160.00	1160.00	1120.00	0.00	3.57
			SKR	1080.00	1080.00	960.00	0.00	12.50
			MPK	1140.00	1140.00	1140.00	0.00	0.00
			PSH	1120.00	1040.00	1020.00	7.69	9.80
			BNU	1120.00	1120.00	1060.00	0.00	5.66
			QTA	1020.00	1020.00	1020.00	0.00	0.00
2449002.	Seven-up, Bottle, 1.5 Litre	Dozen	LAH	1020.00	1020.00	1020.00	0.00	0.00
			FAS	973.15	906.62	880.00	7.34	10.59
			RAW	1066.66	1076.66	966.62	-0.93	10.35
			MUL	1070.00	1010.00	1010.00	5.94	5.94
			SKT	1040.00	1000.00	940.00	4.00	10.64
			KAR	1020.00	1020.00	1020.00	0.00	0.00
			HYD	1180.00	1180.00	1140.00	0.00	3.51
			SKR	960.00	960.00	960.00	0.00	0.00
			MPK	1140.00	1140.00	1140.00	0.00	0.00
			PSH	1060.00	960.00	960.00	10.42	10.42
			BNU	1100.00	1100.00	960.00	0.00	14.58
			QTA	1070.00	1070.00	950.00	0.00	12.63
2449004.	Pepsi Cola, Bottle, 1.5 Litre	Dozen	LAH	1020.00	1020.00	1020.00	0.00	0.00
			FAS	973.15	906.62	880.00	7.34	10.59
			RAW	1066.66	1076.66	966.62	-0.93	10.35
			MUL	1070.00	1010.00	1010.00	5.94	5.94
			SKT	1040.00	1000.00	940.00	4.00	10.64
			KAR	1020.00	1020.00	1020.00	0.00	0.00
			HYD	1180.00	1180.00	1140.00	0.00	3.51
			SKR	960.00	960.00	960.00	0.00	0.00
			PSH	1060.00	1020.00	960.00	3.92	10.42
			BNU	1100.00	1100.00	960.00	0.00	14.58
			QTA	1070.00	1070.00	950.00	0.00	12.63
049. Tobacco Products								
2502002.	Cigarettes, Melbourne, 20 Cigratte Packet, 10 Sticks (10 danda)	Each	KAR	6000.00	6000.00	6000.00	0.00	0.00
2502003.	Cigarettes, Capstan, 20 Cigratte Packet, 10 Sticks (10 danda)	Each	KAR	6000.00	6000.00	6000.00	0.00	0.00
2502004.	Cigarettes, Gold Leaf, 20 Cigratte Packet, 10 Sticks (10 danda)	Each	KAR	14000.00	14000.00	14000.00	0.00	0.00
3b) Textiles & Apparels								
050. Cotton Yarn								
2636001.	Cotton Yarn, 10/1, Popular Fiber	10 lbs	KAR	1450.00	1450.00	1450.00	0.00	0.00
2636002.	Cotton Yarn, 16/1, MGM	10 lbs	KAR	2600.00	2450.00	1620.00	6.12	60.49
2636003.	Cotton Yarn, 21/1, Suriya Textile	10 lbs	KAR	2700.00	2550.00	1700.00	5.88	58.82
2636004.	Cotton Yarn, 42/1, Abdullah Textile	10 lbs	KAR	3800.00	3500.00	2300.00	8.57	65.22
2636005.	Cotton Yarn, 20/2, Bajwa	10 lbs	KAR	2900.00	2650.00	1750.00	9.43	65.71
051. Nylon Yarn								
2643001.	Nylon Yarn, Rupali (Pak) 75/72/00 IN	1 lb	KAR	90.00	90.00	90.00	0.00	0.00
2643002.	Nylon Yarn, Graton 50/36/00 Flat	1 lb	KAR	70.00	70.00	70.00	0.00	0.00
052. Blended Yarn								
2645001.	Blnd. Yarn, 30/1, A. A Tex. Z. TW PVC	1 lb	KAR	202.00	196.00	159.00	3.06	27.04
2645002.	Blnd. Yarn, 40/1, Sana	1 lb	KAR	138.00	138.00	138.00	0.00	0.00

Contd.

7.8 Intercity Wholesale Prices of Selected Commodities

Group/Commodity/Item Specification	Unit	City	Prices (Rs.)			% Change in Oct., 2021 Over	
			Oct., 2021	Sept., 2021	Oct., 2020	Sept., 2021	Oct., 2020
2645003. Blnd. Yarn, 60/1 PP, Agar	1 lb	KAR	124.00	124.00	124.00	0.00	0.00
2645004. Blnd.Yarn, 30/1, A.ATex.Combed	1 lb	KAR	276.00	250.00	187.00	10.40	47.59
053. Woven Fabrics							
2654001. Light Weight Worsted, Lawrencepur	40 m	LAH	64000.00	64000.00	42330.72	0.00	51.19
		RAW	94996.49	94996.49	87328.22	0.00	8.78
		KAR	96000.00	96000.00	96000.00	0.00	0.00
2654002. Heavy Weight Suiting, Lawrencepur	40 m	LAH	120000.00	120000.00	82331.99	0.00	45.75
		RAW	140997.64	140997.64	129319.68	0.00	9.03
		KAR	136000.00	136000.00	136000.00	0.00	0.00
2654003. Tweed, Lawrencepur	40 m	LAH	70000.00	70000.00	50000.00	0.00	40.00
		RAW	135997.55	135997.55	125319.25	0.00	8.52
		KAR	100000.00	100000.00	100000.00	0.00	0.00
2654004. Worsted, Lawrencepur	40 m	LAH	65000.00	65000.00	52000.00	0.00	25.00
		RAW	124997.33	124997.33	117318.29	0.00	6.55
		KAR	88000.00	88000.00	88000.00	0.00	0.00
054. Cotton Fabrics							
2662001. Latha, Gul Ahmed 90000, (Super Quality)	40 m	LAH	11830.96	11830.96	9598.97	0.00	23.25
		FAS	15000.00	15000.00	14285.00	0.00	5.01
		RAW	9966.55	9966.55	8099.59	0.00	23.05
		MUL	14200.00	14200.00	12600.00	0.00	12.70
		KAR	8866.17	8866.17	8866.17	0.00	0.00
		HYD	10000.00	10000.00	10000.00	0.00	0.00
2662002. Latha, President, (Super Quality)	40 m	LAH	8000.00	8000.00	4865.76	0.00	64.41
		MUL	11000.00	11000.00	8800.00	0.00	25.00
		KAR	6000.00	6000.00	6000.00	0.00	0.00
2662003. Latha, Mast Qalander, (Super Quality)	40 m	MUL	9600.00	9600.00	8000.00	0.00	20.00
		KAR	5000.00	5000.00	5000.00	0.00	0.00
2662004. Latha, Mughal-e-Azam, (Super Quality)	40 m	LAH	8000.00	8000.00	5200.00	0.00	53.85
		FAS	8500.00	8500.00	7600.00	0.00	11.84
		RAW	9299.64	9299.64	7599.56	0.00	22.37
		MUL	10000.00	10000.00	8800.00	0.00	13.64
		KAR	6000.00	6000.00	6000.00	0.00	0.00
		HYD	9000.00	8000.00	8000.00	12.50	12.50
055. Other Fabrics							
2669001. Lawn, (Average Quality)	40 m	LAH	4133.07	4133.07	3226.45	0.00	28.10
		FAS	7266.06	7266.06	6300.00	0.00	15.33
		RAW	7299.54	7299.54	6499.49	0.00	12.31
		MUL	7800.00	7800.00	6600.00	0.00	18.18
		KAR	5000.00	5000.00	5000.00	0.00	0.00
		HYD	5661.23	5000.00	5000.00	13.22	13.22
		SKR	5200.00	4800.00	4800.00	8.33	8.33
		QTA	6330.56	6330.56	6330.56	0.00	0.00
2669002. Lawn, (Super Quality)	40 m	LAH	10000.00	10000.00	8666.16	0.00	15.39
		FAS	15200.00	15200.00	13500.00	0.00	12.59
		RAW	12198.91	12198.91	10730.42	0.00	13.69
		MUL	8800.00	8800.00	7600.00	0.00	15.79
		KAR	10800.00	10800.00	10800.00	0.00	0.00
		QTA	6930.80	6930.80	6930.80	0.00	0.00
056. Silk & Reyon Fabrics							
2679001. Shirting, Al-Karam, (Super Quality)	40 m	LAH	7000.00	7000.00	5265.83	0.00	32.93
		RAW	7766.52	7766.52	6597.98	0.00	17.71
		KAR	8000.00	8000.00	6130.48	0.00	30.50
2679002. Shirting, Toyobo, (Super Quality)	40 m	FAS	14000.00	14000.00	10000.00	0.00	40.00
		RAW	7566.52	7566.52	6597.98	0.00	14.68
		MUL	4732.39	4732.39	3433.01	0.00	37.85
		KAR	6000.00	6000.00	4129.12	0.00	45.31
		QTA	3598.67	3598.67	3598.67	0.00	0.00
2679004. Silk, (Average Quality)	40 m	LAH	4200.00	4200.00	3465.40	0.00	21.20
		RAW	3266.32	3266.32	2931.79	0.00	11.41
		MUL	3733.04	3733.04	3733.04	0.00	0.00
		KAR	3096.84	3096.84	2400.00	0.00	29.04
		SKR	3600.00	3400.00	3200.00	5.88	12.50
		QTA	3200.00	3200.00	2200.00	0.00	45.45

Contd.

7.8 Intercity Wholesale Prices of Selected Commodities

Group/Commodity/Item Specification	Unit	City	Prices (Rs.)			% Change in Oct., 2021 Over	
			Oct., 2021	Sept., 2021	Oct., 2020	Sept., 2021	Oct., 2020
2679005. Silk, (Super Quality)	40 m	LAH	7066.04	7066.04	5330.05	0.00	32.57
		FAS	12324.48	12324.48	7566.08	0.00	62.89
		RAW	5166.45	5166.45	4662.78	0.00	10.80
		QTA	6000.00	6000.00	3000.00	0.00	100.00
2679006. Linen, Star Mill Karachi	40 m	LAH	8000.00	8000.00	6000.00	0.00	33.33
		KAR	6255.62	6255.62	5854.89	0.00	6.84
		QTA	4800.00	4800.00	4800.00	0.00	0.00
057. Towels							
2684001. Towel, Medium Size, (Average Quality)	Dozen	LAH	2400.00	2400.00	2131.20	0.00	12.61
		FAS	2400.00	2264.74	2264.74	5.97	5.97
		KSR	2400.00	2400.00	2400.00	0.00	0.00
		KAR	3600.00	3600.00	3000.00	0.00	20.00
		SKR	2040.00	2040.00	2040.00	0.00	0.00
		PSH	2400.00	2400.00	2160.00	0.00	11.11
		QTA	2500.00	2500.00	2500.00	0.00	0.00
058. Blankets							
2711001. Blanket, Mora Gold, Single	Dozen	LAH	36000.00	36000.00	36000.00	0.00	0.00
		RAW	42498.04	41497.99	41497.99	2.41	2.41
		KAR	30000.00	30000.00	30000.00	0.00	0.00
2711002. Blanket, Mora Gold, Double	Dozen	LAH	60000.00	60000.00	60000.00	0.00	0.00
		RAW	68498.78	67998.77	67998.77	0.74	0.74
		KAR	48000.00	48000.00	48000.00	0.00	0.00
059. Bed Sheets							
2712001. Bed Sheet, Cotton, Single, (Average Quality)	Dozen	LAH	4500.00	4500.00	4033.06	0.00	11.58
		FAS	5533.13	5533.13	4465.68	0.00	23.90
		KAR	4878.70	4878.70	4878.70	0.00	0.00
		SKR	4992.20	4992.20	4800.00	0.00	4.00
		PSH	6000.00	6000.00	6000.00	0.00	0.00
		QTA	5979.93	5979.93	5979.93	0.00	0.00
2712002. Bed Sheet, Cotton, Double, (Average Quality)	Dozen	LAH	7000.00	7000.00	6300.00	0.00	11.11
		FAS	7162.85	7162.85	5865.91	0.00	22.11
		KAR	7394.69	7394.69	7394.69	0.00	0.00
		SKR	9563.93	9563.93	9000.00	0.00	6.27
		PSH	12000.00	12000.00	12000.00	0.00	0.00
		QTA	10497.14	10497.14	10497.14	0.00	0.00
060. Quilts							
2718001. Ready Made Quilt, 3 Kg	Dozen	LAH	13164.57	13164.57	10200.00	0.00	29.06
		RAW	15831.57	15831.57	15498.06	0.00	2.15
		KAR	14789.38	14789.38	14789.38	0.00	0.00
		PSH	10800.00	10800.00	10800.00	0.00	0.00
		QTA	11389.46	11389.46	11389.46	0.00	0.00
061. Woolen Carpets							
2721001. Woollen Carpet	100 Sq ft	LAH	10322.80	10322.80	10322.80	0.00	0.00
		KAR	7318.61	7318.61	7318.61	0.00	0.00
062. Synthetic Carpets							
2729001. Synthetic Carpet	100 Sq ft	LAH	3158.18	3158.18	3158.18	0.00	0.00
		RAW	3799.12	3799.12	3433.01	0.00	10.66
		KAR	6316.36	6316.36	6316.36	0.00	0.00
		QTA	4521.71	4521.71	4521.71	0.00	0.00
063. Hosiery Products							
2821001. Under Wear, Medium Size (Average Quality),	(Dozen	LAH	1450.00	1450.00	1050.00	0.00	38.10
		FAS	1132.37	1132.37	1053.17	0.00	7.52
		RAW	2816.57	2799.70	2516.56	0.60	11.92
		KAR	1959.19	1959.19	1891.86	0.00	3.56
		SKR	1080.00	1080.00	1080.00	0.00	0.00
		PSH	1150.00	1150.00	1150.00	0.00	0.00
		QTA	1259.05	1259.05	1259.05	0.00	0.00
2821002. Vest (Banyan), Medium Size (Average Quality),	Dozen	LAH	1459.93	1459.93	1150.00	0.00	26.95
		FAS	1132.37	1132.37	1132.37	0.00	0.00
		RAW	2816.57	2799.70	2516.56	0.60	11.92
		KAR	1599.02	1599.02	1358.85	0.00	17.67
		SKR	1395.59	1395.59	1320.00	0.00	5.73
		PSH	1539.74	1539.74	1539.74	0.00	0.00

Contd.

7.8 Intercity Wholesale Prices of Selected Commodities

Group/Commodity/Item Specification	Unit	City	Prices (Rs.)			% Change in Oct., 2021 Over	
			Oct., 2021	Sept., 2021	Oct., 2020	Sept., 2021	Oct., 2020
		QTA	1078.89	1078.89	1078.89	0.00	0.00
2821003. Socks, Nylon Mixed, Gents, (Super Quality)	Dozen	LAH	866.35	866.35	720.00	0.00	20.33
		FAS	1132.37	866.35	866.35	30.71	30.71
		RAW	983.05	966.38	933.03	1.72	5.36
		KAR	1099.64	1099.64	1032.28	0.00	6.53
		SKR	960.00	960.00	960.00	0.00	0.00
		PSH	720.00	720.00	720.00	0.00	0.00
		QTA	893.14	893.14	893.14	0.00	0.00
2821004. Socks, Cotton, Gents, (Average Quality),	Dozen	LAH	1283.11	1283.11	1066.41	0.00	20.32
		FAS	791.05	791.05	791.05	0.00	0.00
		KAR	859.54	859.54	781.95	0.00	9.92
064. Readymade Garments							
2823101. Pants, Gents(Wash and Wear) (Average Quality)	Dozen	LAH	5298.14	5298.14	5298.14	0.00	0.00
		RAW	8333.20	8333.20	8266.53	0.00	0.81
		KAR	6000.00	6000.00	6000.00	0.00	0.00
2823102. Short (Specify Brand Name)	Dozen	LAH	1232.45	1232.45	1232.45	0.00	0.00
		KAR	3000.00	3000.00	3000.00	0.00	0.00
		HYD	1800.00	1800.00	1800.00	0.00	0.00
2823103. Awami Suit, (Wash and Wear), (Average Quality)	Dozen	LAH	12164.40	12164.40	10000.00	0.00	21.64
		RAW	22985.50	22985.50	19831.92	0.00	15.90
		KAR	18391.43	18391.43	14914.72	0.00	23.31
		QTA	11989.99	11989.99	11989.99	0.00	0.00
2823201. Shirt Gents, (Wash and Wear), (Average Quality)	Dozen	LAH	3665.47	3665.47	3665.47	0.00	0.00
		RAW	4865.76	4865.76	4599.82	0.00	5.78
		KAR	6193.68	6193.68	5593.02	0.00	10.74
2823301. Girl's Frock (Wash and Wear) (Specify Brand Name)	Dozen	LAH	8663.50	8663.50	8663.50	0.00	0.00
		RAW	15494.62	15494.62	13699.27	0.00	13.11
		KAR	9795.97	9795.97	9195.71	0.00	6.53
3c) Leather Products							
065. Leather Without Hair							
2912001. Sole Leather, GR-I, 5 mm	1 kg	SAH	760.00	760.00	700.00	0.00	8.57
		KSR	502.99	502.99	502.99	0.00	0.00
2912002. Sole Leather, GR-I, 4.5 mm	1 kg	SAH	790.00	790.00	730.00	0.00	8.22
		KSR	550.00	550.00	550.00	0.00	0.00
2912003. Sole Leather, GR-I, 4 mm	1 kg	SAH	810.00	810.00	750.00	0.00	8.00
		KSR	570.00	570.00	570.00	0.00	0.00
066. Other Leather N.E.C							
2913001. Chrome Leather Cow, Analine, GR-I	100 Sq. ft.	SAH	21000.00	21000.00	20000.00	0.00	5.00
		KSR	23554.27	23554.27	23554.27	0.00	0.00
2913002. Chrome Leather Cow, Analine, GR-II	100 Sq. ft.	SAH	19000.00	19000.00	18000.00	0.00	5.56
		KSR	16326.62	16326.62	16326.62	0.00	0.00
2913003. Chrome Leather Buff Calf (Sup)	100 Sq. ft.	SAH	19500.00	19500.00	18500.00	0.00	5.41
		KSR	15000.00	15000.00	15000.00	0.00	0.00
2913004. Chrome Leather Buff Calf (Buff)	100 Sq. ft.	SAH	18000.00	18000.00	17000.00	0.00	5.88
		KSR	14000.00	14000.00	14000.00	0.00	0.00
067. Footwears							
2933001. Gents Shoes, Paul BATA	Pair	LAH	818.23	818.23	818.23	0.00	0.00
2933002. Gents Sandal, BATA	Pair	LAH	904.51	904.51	904.51	0.00	0.00
2933003. Gents Slato Chappal,BATA	Pair	LAH	110.08	110.08	110.08	0.00	0.00
2933004. Ladies Sandal, BATA (Emozion)	Pair	LAH	490.61	490.61	490.61	0.00	0.00
2933005. Ladies Spoung Chappal, BATA (Tropical)	Pair	LAH	150.12	150.12	150.12	0.00	0.00
2933006. Children Shoes, Power Life, BATA	Pair	LAH	979.95	979.95	979.95	0.00	0.00
2933007. Gents Shoes, Article 1109, Servis	Pair	LAH	1124.00	1124.00	1049.00	0.00	7.15
2933008. Cheetah 50, Size 3-5	Pair	LAH	1724.00	1724.00	1724.00	0.00	0.00
2933009. Servis Shoes, Women	Pair	LAH	370.00	370.00	370.00	0.00	0.00
2933010. Servis Shoes, Children	Pair	LAH	674.00	674.00	674.00	0.00	0.00
4. Other Transportable Goods							
068. Timber							
3131001. Timber, Sheesham	1 cu m	LAH	98868.00	98868.00	98868.00	0.00	0.00
		RAW	123567.69	123567.69	111231.33	0.00	11.09
		KAR	90000.00	90000.00	90000.00	0.00	0.00
		PSH	65360.00	65360.00	65360.00	0.00	0.00
		QTA	60000.00	60000.00	55582.00	0.00	7.95

Contd.

7.8 Intercity Wholesale Prices of Selected Commodities

Group/Commodity/Item Specification		Unit	City	Prices (Rs.)			% Change in Oct., 2021 Over	
				Oct., 2021	Sept., 2021	Oct., 2020	Sept., 2021	Oct., 2020
3131002.	Timber, Keruing Pine Wood	1 cu m	RAW	97104.63	97104.63	86508.98	0.00	12.25
			KAR	70000.00	70000.00	70000.00	0.00	0.00
3131003.	Timber, Pertal	1 cu m	LAH	70629.00	70629.00	60027.00	0.00	17.66
			RAW	83561.27	83561.27	72380.64	0.00	15.45
			KAR	70000.00	70000.00	70000.00	0.00	0.00
			PSH	64654.00	64654.00	64654.00	0.00	0.00
			QTA	32550.00	32550.00	31050.00	0.00	4.83
3131004.	Timber, Chir	1 cu m	LAH	56496.00	56496.00	56496.00	0.00	0.00
			RAW	75319.80	75319.80	65316.08	0.00	15.32
			KAR	65000.00	65000.00	65000.00	0.00	0.00
3131005.	Timber, Deodar	1 cu m	RAW	148293.63	148293.63	132422.15	0.00	11.99
			KAR	160000.00	160000.00	160000.00	0.00	0.00
			PSH	127188.00	127188.00	127188.00	0.00	0.00
			QTA	89500.00	89500.00	88000.00	0.00	1.70
069. Printing Paper								
3212901.	Offset Paper, Flying Finish	1 kg	KAR	90.00	90.00	90.00	0.00	0.00
3212904.	Photostat Paper, 210X297, A4 Size, 70 GM (5 Ream)	Each	KAR	540.00	540.00	540.00	0.00	0.00
070. Hard Board								
3213301.	Kraft Lines Board (Brazil-125)	1 kg	KAR	140.00	140.00	140.00	0.00	0.00
071. Motor Spirit								
3331001.	Motor Sprit, 87 Ron	1 Ltr	KAR	128.85	117.10	100.27	10.03	28.50
072. Diesel Oil								
3333001.	Diesel Oil, Light Speed (Bulk)	1 Ltr	KAR	103.93	87.73	62.86	18.47	65.34
3333002.	Diesel Oil, High Speed (Bulk)	1 Ltr	KAR	125.14	114.42	100.94	9.37	23.97
073. Kerosine Oil								
3334001.	Kerosine Oil	1 Ltr	KAR	104.79	89.53	65.29	17.04	60.50
074. Furnace Oil								
3337001.	High Sulpher, Furnace Oil (HSFO)	MT	KAR	109000.00	95100.00	56500.00	14.62	92.92
075. Mobil Oil								
3338001.	Havoline Mobil Oil, Petrol Engine, 4 Litre	Dozen	FAS	28320.00	28320.00	27264.00	0.00	3.87
			RAW	28549.97	28549.97	24398.35	0.00	17.02
			MUL	25524.00	25524.00	25524.00	0.00	0.00
			KAR	30672.00	30672.00	26760.00	0.00	14.62
			PSH	30720.00	28800.00	25200.00	6.67	21.90
			QTA	26400.00	26400.00	26400.00	0.00	0.00
3338002.	Havoline Mobil Oil, CNG Engine, 4 Litre	Dozen	FAS	28320.00	28320.00	27264.00	0.00	3.87
			RAW	29066.51	29066.51	24700.00	0.00	17.68
			MUL	25740.00	25740.00	25740.00	0.00	0.00
			KAR	31990.00	31990.00	27960.00	0.00	14.41
			PSH	34560.00	31200.00	27600.00	10.77	25.22
			QTA	27900.00	27900.00	27900.00	0.00	0.00
076. Chemicals								
3414001.	Stearic Acid	1 lb	LAH	226.00	208.00	70.00	8.65	222.86
			KAR	240.00	240.00	150.00	0.00	60.00
3414002.	Acetic Acid	1 lb	LAH	220.00	180.00	69.60	22.22	216.09
			KAR	232.00	138.00	66.63	68.12	248.19
			PSH	220.00	130.00	70.00	69.23	214.29
3414003.	Tartaric Powder	50 kg	LAH	31000.00	28000.00	25000.00	10.71	24.00
			KAR	20645.60	20645.60	20645.60	0.00	0.00
3414004.	Citric Acid	50 kg	LAH	25000.00	20000.00	8000.00	25.00	212.50
			KAR	12000.00	10000.00	7298.64	20.00	64.41
			PSH	24000.00	12900.00	9700.00	86.05	147.42
3414005.	China Clay	MT	KAR	30000.00	30000.00	30000.00	0.00	0.00
3414006.	Bleaching Powder	50 kg	LAH	3100.00	2800.00	2800.00	10.71	10.71
			KSR	3100.00	2800.00	2800.00	10.71	10.71
			KAR	2900.00	2640.00	3362.71	9.85	-13.76
			PSH	3300.00	3000.00	3000.00	10.00	10.00
3414007.	Glucose Powder	50 kg	LAH	9700.00	8400.00	7000.00	15.48	38.57
			KAR	10000.00	7700.00	6500.00	29.87	53.85
			PSH	9700.00	8000.00	7500.00	21.25	29.33
3422001.	Zinc Oxide	50 kg	LAH	39000.00	39000.00	36000.00	0.00	8.33
			PSH	42500.00	32500.00	22500.00	30.77	88.89
3423101.	Caustic Soda	50 kg	LAH	5500.00	5000.00	5200.00	10.00	5.77

Contd.

7.8 Intercity Wholesale Prices of Selected Commodities

Group/Commodity/Item Specification	Unit	City	Prices (Rs.)			% Change in Oct., 2021 Over	
			Oct., 2021	Sept., 2021	Oct., 2020	Sept., 2021	Oct., 2020
		KSR	5500.00	5000.00	5200.00	10.00	5.77
		KAR	5500.00	4700.00	5050.00	17.02	8.91
		PSH	5200.00	5000.00	5200.00	4.00	0.00
3423102. Sulphuric Acid	100 kg	LAH	3000.00	3000.00	3000.00	0.00	0.00
		KAR	3600.00	3600.00	3132.98	0.00	14.91
		PSH	3000.00	2200.00	2200.00	36.36	36.36
3424001. Soda Ash Light, Bag, 80 kg	Each	LAH	5280.00	5360.00	4480.00	-1.49	17.86
		KSR	5280.00	5360.00	4480.00	-1.49	17.86
		KAR	4856.00	4856.00	4560.00	0.00	6.49
		PSH	5200.00	5200.00	4480.00	0.00	16.07
3424002. Sodium Bi-carbonate	50 kg	LAH	3700.00	3700.00	3200.00	0.00	15.63
		KAR	3300.00	3300.00	3200.00	0.00	3.13
		PSH	3400.00	3300.00	3100.00	3.03	9.68
3424003. Salt Epsum	100 kg	LAH	2000.00	2000.00	1900.00	0.00	5.26
		KAR	2500.00	2500.00	2600.00	0.00	-3.85
		PSH	8000.00	6000.00	6000.00	33.33	33.33
077. Dyeing Material							
3431001. Dyes Red B-Base	1 lb	KAR	702.00	702.00	702.00	0.00	0.00
3431002. Dyes Oritex Japan Red HR-2	1 lb	KAR	225.00	225.00	225.00	0.00	0.00
3431003. Dyes Reactive Violet H-3R	1 lb	KAR	250.00	250.00	250.00	0.00	0.00
078. Fertilizers							
3461101. Sona Urea	MT	LAH	34300.00	34300.00	32266.11	0.00	6.30
		FAS	37000.00	36000.00	34000.00	2.78	8.82
		MUL	35699.86	35299.86	32496.15	1.13	9.86
		PSH	37000.00	35198.87	34000.00	5.12	8.82
3461102. Tara Urea	MT	LAH	34300.00	34300.00	32266.11	0.00	6.30
		FAS	36000.00	35600.00	33400.00	1.12	7.78
		MUL	35299.86	34899.86	32599.39	1.15	8.28
		GUJ	35500.00	35000.00	32800.00	1.43	8.23
		PSH	35600.00	34400.00	33000.00	3.49	7.88
3461401. Calcium Ammonium Nitrate	MT	LAH	30400.00	30400.00	29000.00	0.00	4.83
		FAS	32000.00	34000.00	30000.00	-5.88	6.67
		MUL	30299.83	30699.84	29399.32	-1.30	3.06
		GUJ	31000.00	30500.00	33000.00	1.64	-6.06
3463201. Sulphate of Potash	MT	LAH	119000.00	113000.00	86328.16	5.31	37.85
		MUL	118799.83	111799.82	87399.77	6.26	35.93
		KSR	119000.00	113000.00	86000.00	5.31	38.37
3464101. Nitro Phosphate	MT	LAH	91000.00	87000.00	58000.00	4.60	56.90
		FAS	90000.00	87000.00	59000.00	3.45	52.54
		MUL	95599.79	81799.76	57399.65	16.87	66.55
		GUJ	87000.00	86000.00	57000.00	1.16	52.63
		PSH	89000.00	88000.00	51000.00	1.14	74.51
3464201. Dia-Ammonium Phosphate	MT	LAH	137000.00	129000.00	78000.00	6.20	75.64
		FAS	140000.00	132000.00	81000.00	6.06	72.84
		MUL	130999.85	125399.84	79499.94	4.47	64.78
		GUJ	139000.00	129000.00	78000.00	7.75	78.21
		PSH	136000.00	130000.00	80000.00	4.62	70.00
3464401. Nitro. Phosphate & Potacium (NPK)	MT	LAH	95000.00	93000.00	63000.00	2.15	50.79
		SAR	87000.00	87000.00	59966.65	0.00	45.08
079. Pesticides							
3466101. Thiodan 35 EC (Agriculture) 1 Litre Bottle	Dozen	LAH	10800.00	10800.00	8400.00	0.00	28.57
		MUL	14400.00	14400.00	14400.00	0.00	0.00
3466102. Dursban TC (Termiticide Conc.) Bottle	Dozen	LAH	19200.00	19200.00	19200.00	0.00	0.00
		FAS	21000.00	21000.00	21000.00	0.00	0.00
		MUL	18600.00	18600.00	18600.00	0.00	0.00
		SAR	20400.00	20400.00	20400.00	0.00	0.00
3466103. Sarsabz (Vegetables), Bottle, 1 Litre	Dozen	LAH	6000.00	6000.00	6000.00	0.00	0.00
		FAS	6000.00	6000.00	6000.00	0.00	0.00
		MUL	8400.00	8400.00	8400.00	0.00	0.00
		SAR	5400.00	5400.00	5400.00	0.00	0.00
3466104. Malathion (All Animals), Bottle, 1 Litre	Dozen	LAH	11000.00	11000.00	11000.00	0.00	0.00
		FAS	21000.00	21000.00	18600.00	0.00	12.90
		GUJ	15000.00	15000.00	13200.00	0.00	13.64

Contd.

7.8 Intercity Wholesale Prices of Selected Commodities

Group/Commodity/Item Specification	Unit	City	Prices (Rs.)			% Change in Oct., 2021 Over	
			Oct., 2021	Sept., 2021	Oct., 2020	Sept., 2021	Oct., 2020
080. Insecticides							
3471001. L-D Polythylene	1 lb	KAR	97.31	97.31	97.31	0.00	0.00
3473001. Polystrene GP.	55 lbs	KAR	4745.00	4745.00	4745.00	0.00	0.00
081. Paints & Varnishes							
3511001. Syn Clear Varnish, (Buxlys), 3 Litre	Dozen	LAH	19212.00	19212.00	19212.00	0.00	0.00
		KAR	20792.40	20792.40	20792.40	0.00	0.00
3511002. Syn Clear Varnish, (Berger), 3 Litre	Dozen	LAH	19212.00	19212.00	19212.00	0.00	0.00
		KAR	20382.68	20382.68	20382.68	0.00	0.00
3511003. Syn Enamel VIP, (Berger), 3.6 Litre	Dozen	LAH	32820.00	32820.00	31800.00	0.00	3.21
		RAW	27665.67	27433.29	25398.43	0.85	8.93
		KAR	28800.00	22800.00	19998.01	26.32	44.01
3511004. Syn Enamel 413, (Buxlys), 3.6 Litre	Dozen	LAH	27120.00	27120.00	27120.00	0.00	0.00
		RAW	27899.88	27699.88	25398.43	0.72	9.85
		KAR	22800.00	19800.00	19800.00	15.15	15.15
3511005. VIP Plastic Emulsion, (Berger), 4 Litre	Dozen	LAH	34200.00	34200.00	31200.00	0.00	9.62
		RAW	33232.70	33033.10	30398.68	0.60	9.32
		KAR	32400.00	31200.00	31200.00	3.85	3.85
3511006. Plastic Bound Distemper, (Buxlys), 6 Kg	Dozen	LAH	25400.00	20400.00	20400.00	24.51	24.51
		RAW	23465.77	23265.76	21798.18	0.86	7.65
		KAR	19200.00	15600.00	13200.00	23.08	45.45
3511007. ICI Plastic Emulsion, 4 Litre	Dozen	LAH	36000.00	31800.00	31800.00	13.21	13.21
		RAW	34766.06	34466.44	32598.78	0.87	6.65
		KAR	33000.00	33000.00	33000.00	0.00	0.00
082. Medicines							
3526001. Panadol Tablets, 500 mg	Each	LAH	280.00	266.00	235.00	5.26	19.15
		RAW	288.32	273.32	263.32	5.49	9.49
		MUL	289.28	265.66	245.08	8.89	18.03
		KAR	289.00	267.00	241.40	8.24	19.72
		MPK	269.00	266.00	241.40	1.13	11.43
		PSH	300.00	266.00	241.00	12.78	24.48
		QTA	295.00	295.00	280.00	0.00	5.36
3526002. Disprin Tablets, 300 mg	Each	LAH	900.00	780.00	780.00	15.38	15.38
		RAW	1013.29	1013.29	1013.29	0.00	0.00
		MUL	960.00	960.00	960.00	0.00	0.00
		KAR	963.00	816.00	816.00	18.01	18.01
		MPK	975.00	816.00	816.00	19.49	19.49
		PSH	1040.00	877.00	877.00	18.59	18.59
		QTA	900.00	900.00	900.00	0.00	0.00
3526003. Flagyl Tablets, 400 mg	Each	LAH	377.00	377.00	325.00	0.00	16.00
		RAW	390.00	390.00	380.00	0.00	2.63
		MUL	368.09	368.09	342.55	0.00	7.46
		KAR	368.00	368.00	368.00	0.00	0.00
		MPK	377.00	377.00	341.00	0.00	10.56
		PSH	371.00	371.00	371.00	0.00	0.00
		QTA	460.00	460.00	400.00	0.00	15.00
3526004. Ventolin Tablets, 2 mg	Each	LAH	127.00	127.00	105.00	0.00	20.95
		RAW	131.33	131.33	121.33	0.00	8.24
		MUL	123.70	123.70	112.00	0.00	10.45
		KAR	112.20	112.20	112.20	0.00	0.00
		MPK	123.25	123.25	113.00	0.00	9.07
		PSH	120.00	104.00	104.00	15.38	15.38
		QTA	120.00	120.00	100.00	0.00	20.00
3526005. Daonil Tablets, 5 mg	Each	LAH	119.00	119.00	119.00	0.00	0.00
		RAW	121.33	121.33	121.33	0.00	0.00
		MUL	118.56	118.56	118.56	0.00	0.00
		KAR	121.55	109.65	109.65	10.85	10.85
		MPK	123.00	110.00	110.00	11.82	11.82
		PSH	180.00	180.00	180.00	0.00	0.00
		QTA	140.00	140.00	132.00	0.00	6.06
3526006. Entox	Each	LAH	145.00	145.00	145.00	0.00	0.00
		RAW	153.33	153.33	144.67	0.00	5.99
		MUL	160.94	160.94	146.27	0.00	10.03
		KAR	160.00	160.00	136.00	0.00	17.65

Contd.

7.8 Intercity Wholesale Prices of Selected Commodities

Group/Commodity/Item Specification	Unit	City	Prices (Rs.)			% Change in Oct., 2021 Over	
			Oct., 2021	Sept., 2021	Oct., 2020	Sept., 2021	Oct., 2020
		MPK	165.75	165.75	136.30	0.00	21.61
		PSH	139.00	139.00	137.00	0.00	1.46
		QTA	170.00	170.00	160.00	0.00	6.25
3526007. Calcium Tablets, 1000 CaC Sandoz, Small Bottle	6 No.	LAH	918.00	918.00	842.00	0.00	9.03
		RAW	946.65	946.65	873.33	0.00	8.40
		MUL	918.00	918.00	837.77	0.00	9.58
		KAR	918.00	918.00	836.00	0.00	9.81
		MPK	918.00	918.00	840.00	0.00	9.29
		PSH	990.00	990.00	840.00	0.00	17.86
		QTA	1068.00	1068.00	972.00	0.00	9.88
3526008. Renitec Tablets, 5 mg	Each	LAH	124.00	124.00	120.00	0.00	3.33
		RAW	139.33	139.33	139.33	0.00	0.00
		MUL	127.51	127.51	121.66	0.00	4.81
		KAR	128.35	128.35	128.35	0.00	0.00
		MPK	143.00	143.00	143.00	0.00	0.00
		PSH	137.00	137.00	137.00	0.00	0.00
		QTA	148.00	148.00	148.00	0.00	0.00
3526009. Carmina (100 Tablets), Bottle	6 No.	LAH	330.00	330.00	330.00	0.00	0.00
		RAW	243.29	243.29	236.62	0.00	2.82
		MUL	297.50	297.50	206.40	0.00	44.14
		KAR	334.00	334.00	334.00	0.00	0.00
		PSH	210.00	210.00	170.00	0.00	23.53
3526010. Sualin	Each	LAH	140.00	140.00	140.00	0.00	0.00
		RAW	186.43	186.43	166.60	0.00	11.90
		KAR	191.00	191.00	191.00	0.00	0.00
		PSH	200.00	135.00	135.00	48.15	48.15
3526011. Sancos Syrup, Bottle, 120 ml	6 No.	LAH	315.00	315.00	315.00	0.00	0.00
		RAW	313.32	313.32	313.32	0.00	0.00
		MUL	288.48	288.48	288.48	0.00	0.00
		KAR	295.00	295.00	295.00	0.00	0.00
		MPK	285.00	285.00	285.00	0.00	0.00
		PSH	308.00	308.00	308.00	0.00	0.00
		QTA	287.00	287.00	287.00	0.00	0.00
3526012. Phenrgone Syrup, Bottle, 120 ml	6 No.	LAH	269.00	269.00	240.00	0.00	12.08
		RAW	254.97	254.97	213.32	0.00	19.52
		MUL	299.34	299.34	252.14	0.00	18.72
		KAR	251.00	251.00	229.50	0.00	9.37
		MPK	254.44	254.44	215.46	0.00	18.09
		PSH	234.00	234.00	220.00	0.00	6.36
		QTA	288.00	288.00	258.00	0.00	11.63
3526013. Calpol Syrup, Bottle, 120 ml	6 No.	LAH	333.00	333.00	243.00	0.00	37.04
		RAW	276.63	276.63	233.32	0.00	18.56
		MUL	354.65	354.65	318.04	0.00	11.51
		KAR	354.00	354.00	321.30	0.00	10.18
		MPK	354.65	354.65	301.00	0.00	17.82
		PSH	321.00	321.00	321.00	0.00	0.00
		QTA	402.00	402.00	366.00	0.00	9.84
3526014. Hydryllin Syrup, Bottle, 120 ml	6 No.	LAH	360.00	360.00	360.00	0.00	0.00
		RAW	358.33	358.33	358.33	0.00	0.00
		MUL	351.90	351.90	351.90	0.00	0.00
		KAR	352.00	352.00	352.00	0.00	0.00
		MPK	380.00	380.00	380.00	0.00	0.00
		PSH	360.00	360.00	360.00	0.00	0.00
		QTA	414.00	414.00	414.00	0.00	0.00
3526015. Safi Hamdard, Bottle, 100 ml	6 No.	LAH	320.00	320.00	320.00	0.00	0.00
		RAW	356.64	356.64	356.64	0.00	0.00
		MUL	288.00	288.00	282.00	0.00	2.13
		KAR	408.00	408.00	408.00	0.00	0.00
		PSH	360.00	360.00	360.00	0.00	0.00
		QTA	348.00	348.00	348.00	0.00	0.00
3526016. Honey (Marhaba), Bottle, 0.5 Kg	6 No.	LAH	2700.00	2400.00	2400.00	12.50	12.50
		KAR	3312.00	3312.00	3312.00	0.00	0.00
		MPK	3288.00	3288.00	3288.00	0.00	0.00

Contd.

7.8 Intercity Wholesale Prices of Selected Commodities

Group/Commodity/Item Specification	Unit	City	Prices (Rs.)			% Change in Oct., 2021 Over	
			Oct., 2021	Sept., 2021	Oct., 2020	Sept., 2021	Oct., 2020
		PSH	2880.00	2550.00	2400.00	12.94	20.00
		QTA	2400.00	2172.00	2172.00	10.50	10.50
3526017. Betnovate-N , Ointment Tube, 15 gm	6 No.	LAH	300.00	259.00	185.00	15.83	62.16
		RAW	293.30	293.30	175.33	0.00	67.28
		MUL	280.50	280.50	280.50	0.00	0.00
		KAR	367.20	367.20	367.20	0.00	0.00
		MPK	403.00	403.00	380.00	0.00	6.05
		PSH	404.00	404.00	370.00	0.00	9.19
		QTA	342.00	342.00	306.00	0.00	11.76
3526019. O.R.S, Flavoured, (Searle)	Dozen	LAH	192.00	192.00	192.00	0.00	0.00
		RAW	186.65	186.65	183.99	0.00	1.45
		MUL	183.60	183.60	183.60	0.00	0.00
		KAR	216.00	216.00	216.00	0.00	0.00
		PSH	188.00	188.00	188.00	0.00	0.00
		QTA	192.00	192.00	192.00	0.00	0.00
3526020. Qarshi Johar Joshanda, Instant (Box)	Each	LAH	270.00	270.00	240.00	0.00	12.50
		MUL	260.00	260.00	205.00	0.00	26.83
		KAR	306.00	306.00	216.00	0.00	41.67
		MPK	265.00	255.00	216.00	3.92	22.69
		PSH	300.00	300.00	275.00	0.00	9.09
		QTA	330.00	330.00	221.00	0.00	49.32
3526021. Cotton Bandage, Size 2"	6 No.	LAH	45.00	45.00	45.00	0.00	0.00
		RAW	69.52	69.52	60.00	0.00	15.87
		MUL	30.00	30.00	30.00	0.00	0.00
		KAR	51.00	51.00	51.00	0.00	0.00
		MPK	40.00	40.00	40.00	0.00	0.00
		PSH	50.00	50.00	43.09	0.00	16.04
083. Soaps & Detergents							
3532101. Life Buouy Soap, 115 gm	Dozen	LAH	596.00	586.00	480.00	1.71	24.17
		RAW	558.33	558.33	496.64	0.00	12.42
		KSR	596.00	562.00	512.00	6.05	16.41
		KAR	584.00	552.00	456.00	5.80	28.07
		PSH	588.00	588.00	588.00	0.00	0.00
		QTA	540.00	540.00	540.00	0.00	0.00
3532102. Lux, Standard Size, 75 gm	Dozen	LAH	492.00	492.00	450.00	0.00	9.33
		RAW	476.64	476.64	476.64	0.00	0.00
		KAR	486.00	486.00	390.00	0.00	24.62
		PSH	390.00	390.00	370.00	0.00	5.41
		QTA	504.00	504.00	504.00	0.00	0.00
3532201. Surf Excel, Poly Bag, 1 Kg	Dozen	LAH	3492.00	3456.00	3300.00	1.04	5.82
		MUL	3552.00	3552.00	3552.00	0.00	0.00
		KAR	3576.00	3576.00	3480.00	0.00	2.76
		SKR	3600.00	3600.00	3480.00	0.00	3.45
3532202. Arial, Poly Bag, 1 Kg	Dozen	LAH	3300.00	3300.00	3300.00	0.00	0.00
		GUJ	3600.00	3600.00	3384.00	0.00	6.38
		KAR	3480.00	3480.00	3480.00	0.00	0.00
		MPK	3732.00	3399.96	3288.00	9.77	13.50
3532203. Vim Detergent, Poly Bag, 900 gm	Dozen	LAH	940.00	940.00	940.00	0.00	0.00
		RAW	856.65	856.65	856.65	0.00	0.00
		KAR	972.00	972.00	864.00	0.00	12.50
		SKR	900.00	900.00	936.00	0.00	-3.85
		PSH	960.00	960.00	960.00	0.00	0.00
		QTA	996.00	996.00	996.00	0.00	0.00
3532204. Brite, Polybag, 1 Kg	Dozen	LAH	3300.00	3300.00	3300.00	0.00	0.00
		RAW	3343.32	3343.32	3193.32	0.00	4.70
		KAR	3480.00	3480.00	3480.00	0.00	0.00
		MPK	3580.00	3204.00	3204.00	11.74	11.74
		PSH	3600.00	3600.00	3600.00	0.00	0.00
3532205. Express Powder, 1 kg	Dozen	KAR	2376.00	2376.00	2100.00	0.00	13.14
3532206. Washing Soap, Beta / Sufi / Guy (4 Cake), Carton	Each	LAH	4800.00	4800.00	3780.00	0.00	26.98
		RAW	2426.58	2426.58	1933.19	0.00	25.52
		KSR	4800.00	4800.00	3780.00	0.00	26.98
		SKR	3440.00	3440.00	3440.00	0.00	0.00

Contd.

7.8 Intercity Wholesale Prices of Selected Commodities

Group/Commodity/Item Specification		Unit	City	Prices (Rs.)			% Change in Oct., 2021 Over	
				Oct., 2021	Sept., 2021	Oct., 2020	Sept., 2021	Oct., 2020
			PSH	3500.00	3500.00	3500.00	0.00	0.00
3532302.	Toothpaste Colgate, 150 gm	Dozen	KAR	2040.00	1620.00	1620.00	25.93	25.93
3532303.	Talcum Powder, Viceroy/Black Cat, Medium Size	Dozen	RAW	2169.95	2169.95	2169.95	0.00	0.00
			KAR	1140.00	1140.00	1020.00	0.00	11.76
3532304.	Ponds Cold Cream, Medium Size	Dozen	LAH	1512.00	1478.00	1440.00	2.30	5.00
			RAW	1706.64	1706.64	1706.64	0.00	0.00
			KAR	1428.00	1428.00	1428.00	0.00	0.00
3532306.	Admiral, Shaving Cream	Dozen	LAH	867.00	867.00	810.00	0.00	7.04
			RAW	793.28	793.28	793.28	0.00	0.00
			KAR	972.00	780.00	780.00	24.62	24.62
3532307.	Hair Cream, Medium Size (Specify Brand Name)	Dozen	RAW	1456.29	1456.29	1413.30	0.00	3.04
			KAR	1080.00	1080.00	1080.00	0.00	0.00
3532308.	Baby Powder, Johnson's/ Mothercare , Small Size	Dozen	KAR	1380.00	1380.00	1380.00	0.00	0.00
3532309.	Sunsilk Shampoo, Bottle, 90 ml	Dozen	RAW	1339.98	1339.98	1339.98	0.00	0.00
			KAR	1296.00	1080.00	1080.00	20.00	20.00
084. Auto Tyres								
3611101.	Auto Tyre Tubeless , General (Suzuki Alto/Mehran)	Dozen	LAH	54000.00	51000.00	39600.00	5.88	36.36
			RAW	54966.65	53899.94	50299.54	1.98	9.28
			KAR	57600.00	57600.00	42000.00	0.00	37.14
3611202.	Motorcycle Tyre, Honda CD-70 Servis/Panther	Dozen	LAH	15900.00	15900.00	15000.00	0.00	6.00
			RAW	15899.79	15265.28	14479.56	4.16	9.81
			KAR	15120.00	14400.00	14400.00	5.00	5.00
3611204.	Cycle Tyre, Servis, (28"X1/2")	Dozen	LAH	4000.00	3360.00	3360.00	19.05	19.05
			KAR	4200.00	3600.00	3600.00	16.67	16.67
3611205.	Cycle Tyre, Diamond, (28"X1/2")	Dozen	LAH	4000.00	3600.00	3600.00	11.11	11.11
			RAW	4683.27	4546.54	4519.64	3.01	3.62
			KAR	4200.00	3600.00	3600.00	16.67	16.67
3611401.	Auto Tube, General (Suzuki Mehran)	Dozen	LAH	4600.00	3600.00	3600.00	27.78	27.78
			RAW	5399.38	4966.44	4839.67	8.72	11.57
			KAR	6000.00	6000.00	6000.00	0.00	0.00
3611403.	Motorcycle Tube, Honda CD-70 Servis/Panther	Dozen	LAH	3600.00	3000.00	3000.00	20.00	20.00
			RAW	4066.39	3749.78	3678.29	8.44	10.55
			KAR	3240.00	2837.79	2837.79	14.17	14.17
3611405.	Cycle Tube, Service (28"X1/2")	Dozen	LAH	1800.00	1560.00	1440.00	15.38	25.00
			KAR	2400.00	2040.00	2040.00	17.65	17.65
3611406.	Cycle Tube, Diamond (28"X1/2")	Dozen	LAH	1680.00	1440.00	1320.00	16.67	27.27
			RAW	1736.62	1676.54	1676.54	3.58	3.58
			KAR	1920.00	1920.00	1920.00	0.00	0.00
085. Plastic Products								
3694001.	Water Cooler, 11 Litre	Dozen	LAH	7394.69	7394.69	7394.69	0.00	0.00
			KAR	6600.00	6600.00	6600.00	0.00	0.00
			PSH	8400.00	8400.00	8400.00	0.00	0.00
			QTA	6000.00	6000.00	6000.00	0.00	0.00
3694002.	Bucket Plastic, Medium Size (Average Quality)	Dozen	LAH	3600.00	3600.00	3600.00	0.00	0.00
			GUJ	3600.00	3600.00	3600.00	0.00	0.00
			KAR	4200.00	4200.00	4200.00	0.00	0.00
			PSH	4200.00	4200.00	3600.00	0.00	16.67
			QTA	3000.00	3000.00	3000.00	0.00	0.00
3694003.	Dinner Set, Plastic, 72 Pieces (Average Quality)	Dozen	LAH	55301.70	55301.70	55301.70	0.00	0.00
			RAW	133997.51	133997.51	124997.33	0.00	7.20
			MUL	49185.36	49185.36	49185.36	0.00	0.00
			KAR	55930.19	55930.19	48000.00	0.00	16.52
			PSH	30000.00	30000.00	30000.00	0.00	0.00
3694004.	Hot Pot Set, Plastic, 3 Pieces	Dozen	LAH	19591.94	19591.94	19591.94	0.00	0.00
			SKT	31200.00	31200.00	28800.00	0.00	8.33
			KAR	18391.43	18391.43	18391.43	0.00	0.00
			PSH	18000.00	18000.00	18000.00	0.00	0.00
			QTA	17393.10	17393.10	17393.10	0.00	0.00
3694005.	Thermos, Starvac, 1 Litre	Dozen	LAH	7394.69	7394.69	7394.69	0.00	0.00
			GUJ	9000.00	9000.00	6000.00	0.00	50.00
			KAR	8400.00	8400.00	8400.00	0.00	0.00
			QTA	6000.00	6000.00	6000.00	0.00	0.00

Contd.

7.8 Intercity Wholesale Prices of Selected Commodities

Group/Commodity/Item Specification	Unit	City	Prices (Rs.)			% Change in Oct., 2021 Over	
			Oct., 2021	Sept., 2021	Oct., 2020	Sept., 2021	Oct., 2020
086. Glass sheets							
3711401. Plastic Glass Sheet, 3 mm, Above 1 Sq.Meter	10 sq m	LAH	5161.40	5161.40	4500.00	0.00	14.70
		RAW	6832.20	6299.47	5229.32	8.46	30.65
		KAR	9000.00	9000.00	9000.00	0.00	0.00
		PSH	9000.00	9000.00	9000.00	0.00	0.00
3711402. Fig. Glass Sheet, Above 1 Sq. Meter	10 sq m	LAH	3659.31	3659.31	3200.00	0.00	14.35
		RAW	5899.43	5599.40	4631.67	5.36	27.37
		KAR	8749.72	8749.72	8749.72	0.00	0.00
		PSH	5000.00	5000.00	5000.00	0.00	0.00
087. Other Glass Articles							
3719101. Jar, Local, 4 Litre	Dozen	RAW	1999.58	1999.58	1799.54	0.00	11.12
		KAR	1800.00	1800.00	1800.00	0.00	0.00
3719301. Tumbler, Fancy, (OMROC), 200 ml	50 No.	RAW	2749.70	2749.70	2683.23	0.00	2.48
		KAR	3750.00	3750.00	3750.00	0.00	0.00
3719302. Jug, Diamond, Fancy, (OMROC), 1.2 Litre	Dozen	LAH	1766.51	1766.51	1766.51	0.00	0.00
		RAW	2649.69	2649.69	2583.23	0.00	2.57
		KAR	2600.00	2600.00	2600.00	0.00	0.00
3719303. Tea Cup with Saucer, White Ceramic	Dozen	LAH	716.28	716.28	716.28	0.00	0.00
		RAW	1749.52	1749.52	1633.16	0.00	7.12
		KAR	900.00	900.00	900.00	0.00	0.00
088. Ceramics & Sanitary Fixture							
3721001. European W/C (02/03), Standard, White	Dozen	LAH	26400.00	26400.00	22372.07	0.00	18.00
		RAW	24496.60	24496.60	18997.88	0.00	28.94
		KAR	25185.93	25185.93	25185.93	0.00	0.00
		PSH	57600.00	57600.00	57600.00	0.00	0.00
3721002. European W/C (02/03), Standard, Coloured	Dozen	LAH	26400.00	26400.00	21992.81	0.00	20.04
		RAW	25496.73	25496.73	20198.01	0.00	26.23
		KAR	26400.00	26400.00	26400.00	0.00	0.00
3721003. Asian W/C, White, 18"/22"	Dozen	LAH	23573.46	23573.46	23573.46	0.00	0.00
		RAW	23996.53	23996.53	20198.01	0.00	18.81
		KAR	14789.38	14789.38	14789.38	0.00	0.00
		PSH	14400.00	14400.00	14400.00	0.00	0.00
3721004. Asian W/C, White, 15"/22"	Dozen	LAH	17564.67	17564.67	17564.67	0.00	0.00
		RAW	23232.43	23232.43	18997.88	0.00	22.29
		KAR	14188.94	14188.94	14188.94	0.00	0.00
		PSH	14400.00	14400.00	14400.00	0.00	0.00
3721005. Asian W/C, Coloured, 18"/22"	Dozen	LAH	23193.18	23193.18	23193.18	0.00	0.00
		RAW	26098.35	26098.35	21998.17	0.00	18.64
		GUJ	21600.00	21600.00	21600.00	0.00	0.00
		KAR	17190.84	17190.84	17190.84	0.00	0.00
		PSH	15120.00	15120.00	15120.00	0.00	0.00
3721006. Asian W/C, Coloured, 15"/22"	Dozen	LAH	18391.43	18391.43	18391.43	0.00	0.00
		RAW	24496.60	24496.60	20198.01	0.00	21.28
		GUJ	20400.00	20400.00	20400.00	0.00	0.00
		KAR	14789.38	14789.38	14789.38	0.00	0.00
		PSH	15000.00	15000.00	15000.00	0.00	0.00
3721007. Wash Basin, Standard, White, 50 cm	Dozen	LAH	19968.80	19968.80	19968.80	0.00	0.00
		RAW	24098.21	24098.21	19597.95	0.00	22.96
		KAR	21600.00	21600.00	21600.00	0.00	0.00
		PSH	26400.00	26400.00	26400.00	0.00	0.00
3721008. Wash Basin, Light Color, 50 cm	Dozen	LAH	19968.80	19968.80	19968.80	0.00	0.00
		RAW	25232.50	25232.50	20798.06	0.00	21.32
		KAR	24000.00	24000.00	24000.00	0.00	0.00
		PSH	28800.00	28800.00	28800.00	0.00	0.00
3721009. Sink Stainless Steel, Medium Size	Dozen	LAH	26400.00	26400.00	24774.72	0.00	6.56
		RAW	41497.99	41497.99	39195.89	0.00	5.87
		GUJ	18000.00	18000.00	18000.00	0.00	0.00
		KAR	30000.00	30000.00	30000.00	0.00	0.00
		PSH	19200.00	19200.00	19200.00	0.00	0.00
089. Bricks, Blocks & Tiles							
3732001. Bricks, Truck	Each	LAH	51000.00	51000.00	44000.00	0.00	15.91
		RAW	45498.17	49993.33	45998.19	-8.99	-1.09
		KSR	50000.00	50000.00	44000.00	0.00	13.64

Contd.

7.8 Intercity Wholesale Prices of Selected Commodities

Group/Commodity/Item Specification	Unit	City	Prices (Rs.)			% Change in Oct., 2021 Over	
			Oct., 2021	Sept., 2021	Oct., 2020	Sept., 2021	Oct., 2020
		HYD	37830.41	36830.33	32500.00	2.72	16.40
		SKR	30000.00	30000.00	30000.00	0.00	0.00
		PSH	50000.00	50000.00	38000.00	0.00	31.58
		BNU	32000.00	32000.00	32000.00	0.00	0.00
		QTA	38991.45	38991.45	35990.74	0.00	8.34
3732002. Cement Blocks, 6"X8"X12"	1000 No.	KAR	30000.00	30000.00	30000.00	0.00	0.00
3732003. Tiles, Plain, White, 8" X 10"	100 sq m	LAH	67500.00	67500.00	67500.00	0.00	0.00
		RAW	60994.54	60994.54	59325.79	0.00	2.81
		MUL	78000.00	78000.00	78000.00	0.00	0.00
		KAR	60822.02	60822.02	60822.02	0.00	0.00
3732004. Tiles, Plain, Coloured, 8" X 10"	100 sq m	LAH	76630.94	76630.94	76630.94	0.00	0.00
		RAW	68995.17	68995.17	67665.02	0.00	1.97
		MUL	84000.00	84000.00	84000.00	0.00	0.00
		KAR	68660.24	68660.24	68660.24	0.00	0.00
090. Cement							
3744002. Cement, White	MT	LAH	32000.00	30000.00	31000.00	6.67	3.23
		RAW	32599.90	31982.54	22933.14	1.93	42.15
		KAR	31000.00	28750.00	28750.00	7.83	7.83
		SKR	31000.00	31000.00	28750.00	0.00	7.83
3744004. D.G. Cement, (Ex-factory)	MT	LAH	11130.00	11130.00	9800.00	0.00	13.57
3744005. Lucky Cement, (Ex-factory)	MT	KAR	14000.00	13700.00	13000.00	2.19	7.69
3744006. Fauji Cement, (Ex-factory)	MT	RAW	11800.00	11200.00	8800.00	5.36	34.09
091. Bed Foam							
3815001. Bed Foam, (Molty Foam) 3.5'X 5.5'X 4"	Dozen	LAH	88800.00	88800.00	78000.00	0.00	13.85
		RAW	92733.00	92733.00	76766.39	0.00	20.80
		GUJ	91200.00	91200.00	72200.00	0.00	26.32
		KAR	78000.00	67000.00	67000.00	16.42	16.42
		QTA	85200.00	66000.00	66000.00	29.09	29.09
3815002. Bed Foam, (Molty Foam) 6.5'X6'X4''	Dozen	LAH	146400.00	126000.00	126000.00	16.19	16.19
		FAS	121644.04	120000.00	120000.00	1.37	1.37
		RAW	154266.53	154266.53	124032.79	0.00	24.38
		KAR	180000.00	128520.00	128520.00	40.06	40.06
		HYD	186000.00	180000.00	125000.00	3.33	48.80
092. Matches							
3899801. Matches, (70-75 Sticks), 50 Boxes Carton	Each	LAH	700.00	700.00	700.00	0.00	0.00
		RAW	916.37	916.37	900.00	0.00	1.82
		KAR	700.00	700.00	700.00	0.00	0.00
		SKR	700.00	700.00	700.00	0.00	0.00
		PSH	1000.00	1000.00	850.00	0.00	17.65
5. Metal Product, Machinery & Equipment							
093. Steel Bar & Sheets							
4126101. M.S. Round Bar 1/4" (Grade 40)	MT	LAH	174332.70	169332.68	112332.35	2.95	55.19
		RAW	165997.99	168998.03	111329.33	-1.78	49.11
		KAR	166000.00	167000.00	110000.00	-0.60	50.91
		HYD	168664.04	162000.00	109000.00	4.11	54.74
		PSH	165000.00	160000.00	115000.00	3.13	43.48
		QTA	171000.00	169000.00	114000.00	1.18	50.00
4126102. M.S. Round Bar 3/8" (Grade 40)	MT	LAH	174166.51	169498.53	111666.42	2.75	55.97
		RAW	165997.99	168998.03	110332.33	-1.78	50.45
		KAR	166000.00	167000.00	110000.00	-0.60	50.91
		HYD	168664.04	162000.00	109000.00	4.11	54.74
		PSH	165500.00	165500.00	115000.00	0.00	43.91
		QTA	176000.00	174000.00	119000.00	1.15	47.90
4126103. M.S.Round Bar 1/2" (Grade 40)	MT	LAH	174332.70	169332.68	112000.00	2.95	55.65
		RAW	164997.98	167998.02	110662.67	-1.79	49.10
		KAR	166000.00	167000.00	110000.00	-0.60	50.91
		HYD	168664.04	162000.00	109000.00	4.11	54.74
		PSH	171500.00	165500.00	106500.00	3.63	61.03
		QTA	175000.00	173000.00	118000.00	1.16	48.31
4126104. M.S. Round Bar 1" (Grade 40)	MT	LAH	173666.51	168666.50	111666.42	2.96	55.52
		RAW	163997.97	166998.00	111329.33	-1.80	47.31
		KAR	166000.00	167000.00	110000.00	-0.60	50.91
		PSH	171500.00	165500.00	112000.00	3.63	53.13

Contd.

7.8 Intercity Wholesale Prices of Selected Commodities

Group/Commodity/Item Specification	Unit	City	Prices (Rs.)			% Change in Oct., 2021 Over	
			Oct., 2021	Sept., 2021	Oct., 2020	Sept., 2021	Oct., 2020
4126105. M.S.Ribbed Bar 1/2" To 1" (Grade 40)	MT	LAH	173666.51	168666.50	112666.42	2.96	54.14
		RAW	161997.94	164997.98	108332.31	-1.82	49.54
		KAR	165000.00	166000.00	109000.00	-0.60	51.38
4126106. M.S.Ribbed Bar 3/8" (Grade 40)	MT	LAH	173000.00	168000.00	112332.35	2.98	54.01
		RAW	162997.95	165997.99	108332.31	-1.81	50.46
		KAR	165000.00	166000.00	109000.00	-0.60	51.38
4126107. G.P. Sheet, Cutting, Japan, 24-30 BG	MT	LAH	194000.00	200000.00	150000.00	-3.00	29.33
		RAW	168998.03	170499.51	115997.13	-0.88	45.69
		KAR	230000.00	230000.00	145000.00	0.00	58.62
		PSH	265000.00	265000.00	155000.00	0.00	70.97
4126108. G.S. Sheet, 24 Guage, Galvanized	MT	LAH	216653.91	220995.49	170000.00	-1.96	27.44
		RAW	168998.03	170499.51	115997.13	-0.88	45.69
		KAR	231000.00	231000.00	146000.00	0.00	58.22
		PSH	265000.00	265000.00	160000.00	0.00	65.63
094. Pipe Fittings							
4129201. Tee, 1/2"	Dozen	LAH	780.00	780.00	600.00	0.00	30.00
		RAW	723.04	723.04	536.65	0.00	34.73
		KAR	500.00	500.00	500.00	0.00	0.00
		QTA	360.00	360.00	360.00	0.00	0.00
4129202. Tee, 3/4"	Dozen	LAH	1080.00	1080.00	850.00	0.00	27.06
		RAW	949.86	949.86	746.65	0.00	27.22
		KAR	610.00	610.00	610.00	0.00	0.00
		QTA	360.00	360.00	360.00	0.00	0.00
4129203. Socket, 1/2"	Dozen	LAH	470.00	470.00	380.00	0.00	23.68
		RAW	733.23	733.23	546.65	0.00	34.13
		KAR	600.00	600.00	360.00	0.00	66.67
		QTA	240.00	240.00	240.00	0.00	0.00
4129204. Socket, 3/4"	Dozen	LAH	675.00	675.00	550.00	0.00	22.73
		RAW	793.28	793.28	596.65	0.00	32.96
		KAR	400.00	400.00	400.00	0.00	0.00
		QTA	420.00	420.00	360.00	0.00	16.67
4129205. Union, 1/2"	Dozen	LAH	1500.00	1500.00	1150.00	0.00	30.43
		RAW	1249.89	1249.89	993.29	0.00	25.83
		KAR	900.00	900.00	900.00	0.00	0.00
		QTA	720.00	720.00	720.00	0.00	0.00
4129206. Union, 3/4"	Dozen	LAH	1720.00	1720.00	1450.00	0.00	18.62
		RAW	1433.28	1433.28	1046.66	0.00	36.94
		KAR	1200.00	1200.00	1200.00	0.00	0.00
4129207. Band, 1/2"	Dozen	LAH	750.00	750.00	700.00	0.00	7.14
		RAW	1199.89	1199.89	963.29	0.00	24.56
		KAR	800.00	800.00	800.00	0.00	0.00
		QTA	600.00	600.00	480.00	0.00	25.00
4129208. Band, 3/4"	Dozen	LAH	900.00	900.00	850.00	0.00	5.88
		RAW	1293.30	1293.30	1026.66	0.00	25.97
		KAR	1100.00	1100.00	1100.00	0.00	0.00
		QTA	720.00	720.00	480.00	0.00	50.00
4129209. Elbow, Galvanized China, 1/2"	Dozen	LAH	600.00	600.00	470.00	0.00	27.66
		RAW	876.42	876.42	646.65	0.00	35.53
		KAR	480.00	480.00	360.00	0.00	33.33
		QTA	570.00	570.00	570.00	0.00	0.00
4129210. Elbow, Galvanized China, 3/4"	Dozen	LAH	760.00	760.00	600.00	0.00	26.67
		RAW	976.45	976.45	736.65	0.00	32.55
		KAR	660.00	660.00	450.00	0.00	46.67
		QTA	600.00	600.00	600.00	0.00	0.00
095. Steel Products							
4291201. Stainless Steel Degchi, (Medium Size)	Dozen	LAH	7200.00	7200.00	7200.00	0.00	0.00
		KAR	10200.00	10200.00	10200.00	0.00	0.00
4291202. Stainless Steel Tablespoon, (Super Quality)	Dozen	LAH	4200.00	4200.00	4200.00	0.00	0.00
		KAR	4954.94	4954.94	4954.94	0.00	0.00
4291203. Stainless Steel Plate, Light	Dozen	LAH	756.00	756.00	756.00	0.00	0.00
		KAR	820.00	820.00	820.00	0.00	0.00
4291204. Pressure Cooker, 4 Litre	Dozen	LAH	21000.00	21000.00	21000.00	0.00	0.00
		GUJ	19800.00	19800.00	19800.00	0.00	0.00

Contd.

7.8 Intercity Wholesale Prices of Selected Commodities

Group/Commodity/Item Specification	Unit	City	Prices (Rs.)			% Change in Oct., 2021 Over	
			Oct., 2021	Sept., 2021	Oct., 2020	Sept., 2021	Oct., 2020
		SKT	19200.00	19200.00	14400.00	0.00	33.33
		KAR	21888.72	21888.72	21888.72	0.00	0.00
4291401. New Treet Blade, Ordinary (20 Strip)	Dozen	RAW	5399.85	5399.85	5399.85	0.00	0.00
		KAR	8400.00	8400.00	8400.00	0.00	0.00
4291403. Gillet Safety Razor, (20 Strip)	Dozen	LAH	11520.00	11520.00	11000.00	0.00	4.73
		RAW	10549.92	10126.53	9133.30	4.18	15.51
		KAR	10000.00	10000.00	10000.00	0.00	0.00
096. Engines & Motors							
4321901. Hollow S.Motor (326 UP -4.40 HP 46)	10 No.	LAH	1550000.00	1550000.00	1550000.00	0.00	0.00
097. Vacuum Pumps							
4323001. Multistage C.Pumps (PCM 80-3 15 HP)	10 No.	LAH	830000.00	830000.00	830000.00	0.00	0.00
4323002. Multistage C.Pumps (PCM 80-5 25 HP)	10 No.	LAH	1170000.00	1170000.00	1170000.00	0.00	0.00
098. Air Conditioners							
4391201. Air Conditioner Split, (PEL), 1.5 Ton	10 No.	LAH	450000.00	450000.00	420000.00	0.00	7.14
		RAW	634986.88	634986.88	443327.05	0.00	43.23
		KAR	550000.00	550000.00	550000.00	0.00	0.00
4391202. Air Conditioner Split, (Waves), 1.5 Ton	10 No.	LAH	530000.00	530000.00	530000.00	0.00	0.00
		RAW	654987.28	654987.28	464993.55	0.00	40.86
		KAR	555000.00	555000.00	555000.00	0.00	0.00
099. Cultivators							
4411201. Cultivator (Ordinary), 9 Times	Each	GUJ	45000.00	45000.00	45000.00	0.00	0.00
4411202. Cultivator (Special), 11 Times	Each	GUJ	60000.00	60000.00	60000.00	0.00	0.00
100. Chuff Cutter							
4412301. Chuff Cutter	Each	FAS	9000.00	9000.00	7700.00	0.00	16.88
101. Tractors							
4414101. Tractor, MF-240	Each	LAH	997500.00	997500.00	947100.00	0.00	5.32
4414102. Tractor, MF-385	Each	LAH	1583500.00	1583500.00	1522500.00	0.00	4.01
102. Lathe Machines							
4421301. Lathe Machine 3', (Pak. Madina)	Each	LAH	180000.00	180000.00	160000.00	0.00	12.50
4421302. Lathe Machine 4.5', (Pak. Madina)	Each	LAH	210000.00	210000.00	190000.00	0.00	10.53
4421303. Lathe Machine 6.5', (Pak. Madina)	Each	LAH	300000.00	300000.00	243147.21	0.00	23.38
4421304. Lathe Machine 10', (Pak. Madina)	Each	LAH	610000.00	610000.00	493242.41	0.00	23.67
103. Concrete Mixture							
4444001. Concrete Mixer, 7 Ntr. 12HP. (Star Eng)	Each	LAH	140000.00	140000.00	140000.00	0.00	0.00
4444002. Concrete Mixer, 17 Ntr. 24HP. (Star Eng)	Each	LAH	210000.00	210000.00	210000.00	0.00	0.00
104. Fridge,WashM,SewM,Fans,Iron							
4481101. Refrigerator, (Dawlance), Double Door, 10 CF	10 No.	LAH	380000.00	380000.00	330000.00	0.00	15.15
		RAW	342999.03	342999.03	308324.29	0.00	11.25
		KAR	370000.00	370000.00	360000.00	0.00	2.78
4481201. Washing Machine, (National Pak), Semi Automatic	10 No.	LAH	90000.00	90000.00	90000.00	0.00	0.00
		GUJ	80000.00	80000.00	75000.00	0.00	6.67
		KAR	76116.63	76116.63	76116.63	0.00	0.00
		QTA	75000.00	75000.00	75000.00	0.00	0.00
4481202. Washing Machine, (Singer) Semi Automatic	10 No.	LAH	150000.00	150000.00	115000.00	0.00	30.43
		RAW	172321.11	172321.11	136646.50	0.00	26.11
		KAR	130000.00	130000.00	130000.00	0.00	0.00
4481203. Washing Machine, (Dawlance), Semi Automatic	10 No.	LAH	120000.00	120000.00	105000.00	0.00	14.29
		FAS	120000.00	120000.00	110000.00	0.00	9.09
		GUJ	125000.00	125000.00	125000.00	0.00	0.00
		KAR	105000.00	105000.00	105000.00	0.00	0.00
4481204. Washing Machine, (Super Asia), Semi Automatic	10 No.	LAH	115000.00	115000.00	110000.00	0.00	4.55
		FAS	130000.00	130000.00	128000.00	0.00	1.56
		KAR	130000.00	130000.00	130000.00	0.00	0.00
		HYD	150000.00	140000.00	130000.00	7.14	15.38
4481401. Sewing Machine, (Singer), B.B.H.O	Dozen	LAH	130000.00	130000.00	108000.00	0.00	20.37
		KAR	99360.00	99360.00	99360.00	0.00	0.00
4481402. Zig Zag Machine, (Singer)	Dozen	LAH	228000.00	228000.00	204000.00	0.00	11.76
		KAR	186000.00	186000.00	186000.00	0.00	0.00
4481403. Sewing Machine, (Salika)	Dozen	LAH	114000.00	114000.00	90000.00	0.00	26.67
		KAR	84000.00	84000.00	84000.00	0.00	0.00
4481501. Ceiling Fan, (Millat), 48"	Dozen	LAH	44400.00	44400.00	42000.00	0.00	5.71
		KAR	48000.00	48000.00	48000.00	0.00	0.00
4481502. Ceiling Fan, (Pak), 48"	Dozen	LAH	41330.66	41330.66	39000.00	0.00	5.98

Contd.

7.8 Intercity Wholesale Prices of Selected Commodities

Group/Commodity/Item Specification	Unit	City	Prices (Rs.)			% Change in Oct., 2021 Over	
			Oct., 2021	Sept., 2021	Oct., 2020	Sept., 2021	Oct., 2020
		GUJ	44980.00	44980.00	44980.00	0.00	0.00
		KAR	54000.00	54000.00	54000.00	0.00	0.00
4481503. Ceiling Fan, (National), 56"	Dozen	LAH	41330.66	41330.66	39000.00	0.00	5.98
		GUJ	42000.00	42000.00	42000.00	0.00	0.00
		KAR	39600.00	39600.00	39600.00	0.00	0.00
		HYD	45000.00	45000.00	37800.00	0.00	19.05
4481504. Ceiling Fan, (Yunus), 56"	Dozen	LAH	43000.00	43000.00	41000.00	0.00	4.88
		FAS	50400.00	50400.00	50400.00	0.00	0.00
		GUJ	44400.00	44400.00	44400.00	0.00	0.00
		KAR	45600.00	45600.00	45600.00	0.00	0.00
		PSH	55200.00	55200.00	36000.00	0.00	53.33
		QTA	38400.00	38400.00	38400.00	0.00	0.00
4481505. Padestal Fan, (Millat), 20"	Dozen	KAR	51400.00	51400.00	51400.00	0.00	0.00
4481506. Padestal Fan, (Pak), 20"	Dozen	LAH	54000.00	54000.00	51996.94	0.00	3.85
		KAR	78000.00	78000.00	78000.00	0.00	0.00
		PSH	80400.00	80400.00	60000.00	0.00	34.00
4481507. Exhaust Fan, (Climax), 12"	Dozen	LAH	25500.00	25500.00	24798.40	0.00	2.83
		GUJ	22800.00	22800.00	22800.00	0.00	0.00
4481508. Exhaust Fan, (Millat), 12"	Dozen	KAR	28800.00	28800.00	28800.00	0.00	0.00
4481509. Exhaust Fan, (Pak National), 12"	Dozen	LAH	23328.62	23328.62	22200.00	0.00	5.08
		GUJ	28440.00	28440.00	28440.00	0.00	0.00
		KAR	26400.00	26400.00	26400.00	0.00	0.00
4481601. Iron, (National) Automatic	Dozen	LAH	10664.09	10664.09	10163.96	0.00	4.92
		GUJ	15000.00	15000.00	15000.00	0.00	0.00
		KAR	14400.00	14400.00	14400.00	0.00	0.00
		PSH	21600.00	21600.00	21600.00	0.00	0.00
4481602. Iron (Philips), Dry	Dozen	LAH	31400.00	31400.00	30000.00	0.00	4.67
		GUJ	24960.00	24960.00	24960.00	0.00	0.00
		KAR	26400.00	26400.00	26400.00	0.00	0.00
105. Electric Wires							
4634001. Flexible Wire, 2999-14 0076 (90 Meter Roll)	6 No.	LAH	5500.00	5500.00	5500.00	0.00	0.00
		MUL	6866.02	6866.02	6866.02	0.00	0.00
		KAR	8400.00	8400.00	8400.00	0.00	0.00
		PSH	7500.00	7500.00	6000.00	0.00	25.00
		QTA	5640.00	5640.00	5640.00	0.00	0.00
4634002. PVC Wire, Single Core(90 Meter Roll)	6 No.	LAH	7995.08	7995.08	7995.08	0.00	0.00
		MUL	8153.33	8153.33	8153.33	0.00	0.00
		KAR	8400.00	8400.00	8400.00	0.00	0.00
		PSH	7500.00	7500.00	6000.00	0.00	25.00
		QTA	5700.00	5700.00	5700.00	0.00	0.00
106. Lighting Equipments							
4653101. Table Light, (Philips), 40 watt	Dozen	GUJ	2760.00	2760.00	1560.00	0.00	76.92
		KAR	1238.74	1238.74	1238.74	0.00	0.00
		PSH	2160.00	2160.00	1440.00	0.00	50.00
		QTA	1200.00	1200.00	1080.00	0.00	11.11
4653103. Energy Saver, (Philips), 14 watt	100 No.	LAH	18000.00	18000.00	18000.00	0.00	0.00
		RAW	14831.45	14831.45	14831.45	0.00	0.00
		KAR	19200.00	19200.00	19200.00	0.00	0.00
		PSH	21000.00	21000.00	18000.00	0.00	16.67
		QTA	21500.00	21500.00	21500.00	0.00	0.00
107. Radio & Television							
4731301. LED, (Sony), 32"	10 No.	LAH	340000.00	340000.00	320000.00	0.00	6.25
		RAW	352327.35	352327.35	294331.82	0.00	19.70
		KAR	384000.00	384000.00	384000.00	0.00	0.00
4731302. LED (Orient), 32"	10 No.	LAH	230000.00	230000.00	230000.00	0.00	0.00
		RAW	266663.75	266663.75	223320.83	0.00	19.41
		KAR	228000.00	228000.00	228000.00	0.00	0.00
4731303. LED (Samsung), 32"	10 No.	LAH	300000.00	300000.00	300000.00	0.00	0.00
		RAW	282325.86	282325.86	243000.00	0.00	16.18
		KAR	320000.00	320000.00	320000.00	0.00	0.00
108. Motor Vehicles							
4911301. Suzuki Mehran, 800cc, VX, Ex-Factory	Each	KAR	895000.00	895000.00	895000.00	0.00	0.00
4911302. Suzuki Cultus, 1000cc, VXR M, Petrol, Ex-Factory	Each	KAR	1655000.00	1655000.00	1745000.00	0.00	-5.16

Contd.

7.8 Intercity Wholesale Prices of Selected Commodities

Group/Commodity/Item Specification		Unit	City	Prices (Rs.)			% Change in Oct., 2021 Over	
				Oct., 2021	Sept., 2021	Oct., 2020	Sept., 2021	Oct., 2020
4911303.	Suzuki Ravi, 800cc, Pickup, Ex-Factory	Each	KAR	1034000.00	1034000.00	999000.00	0.00	3.50
4911304.	Car Toyota, 1300 cc, XLI, Ex-Factory	Each	KAR	2519000.00	2519000.00	2519000.00	0.00	0.00
4911305.	Car Honda Civic, 1800cc, (IVTEC Manual)	Each	LAH	3614000.00	3614000.00	3649000.00	0.00	-0.96
109. Motorcycles								
4991202.	Motorcycle CD-70, (Honda), Ex-Factory	10 No.	KAR	909000.00	859000.00	779000.00	5.82	16.69
4991203.	Motorcycle, CD-70 (United), Ex-Factory	10 No.	LAH	575000.00	535000.00	490000.00	7.48	17.35
			MUL	595000.00	565000.00	500000.00	5.31	19.00
			KAR	600000.00	580000.00	480000.00	3.45	25.00
110. Bicycles								
4992103.	Bicycle, (Sohrab), Super	10 No.	LAH	140000.00	140000.00	95000.00	0.00	47.37
			KAR	95000.00	95000.00	95000.00	0.00	0.00
4992104.	Bicycle, (Sohrab), VIP Student	10 No.	LAH	100000.00	100000.00	90000.00	0.00	11.11
			KAR	100000.00	100000.00	100000.00	0.00	0.00

7.9.1 Urban Inter-City Consumer Prices of Construction and Energy Items
October, 2021

Names of Urban Centers	Bricks (New first class) (1000)	Cement Blocks (6"x8"x 12") (100)	Bajri (rata) (per truck) (100 CFT)	Sand (Black Pit) (per truck) (100 CFT)	Cement (local) (50kg bag)	Iron bars (1/2" 40 grade) (M.S. bars) (per tonne)	Synthetic Enamel (ICI Balti) (3.64 ltr)	Painter (per day)	Mason (raj) (per day)	Labour (unski-lled) (per day)	Plumber (per day)	Electri-cian (per point)	Petrol Super (per ltr)	High Speed Diesel (per ltr)
Rawalpindi	12737.33	4252.72	6259.04	3412.97	699.32	169998.04	3216.27	1371.67	1500.00	1000.00	1452.48	302.86	132.55	128.26
Islamabad	13199.76	4224.38	6382.44	3466.11	701.66	169998.04	3274.65	1432.57	1500.00	1000.00	1449.14	306.14	132.55	128.26
Attock	12664.49	3265.32	5432.51	2232.84	683.32	151499.45	3233.25	1383.13	1383.13	816.33	1383.13	206.61	132.55	128.26
Lahore	13000.00	-	7584.52	3147.08	710.00	175000.00	3465.00	1237.16	1500.00	1000.00	1232.45	170.36	132.55	128.26
Sahiwal	8830.15	-	7000.00	3664.53	726.65	165000.00	3740.00	1000.00	1200.00	600.00	1000.00	150.00	132.55	128.26
Gujranwala	12831.15	-	7466.52	3324.70	710.00	173000.00	3100.00	1032.28	1532.62	965.49	1032.28	180.00	132.55	128.26
Sialkot	12993.59	-	7533.19	3000.00	700.00	160663.91	3200.00	1200.00	1500.00	1000.00	1200.00	200.00	132.55	128.26
Faisalabad	10000.00	-	7000.00	3500.00	700.00	172000.00	3265.00	1200.00	1332.51	861.77	1000.00	140.00	132.55	128.26
Jhang	9300.00	5040.00	5500.00	2100.00	700.00	155000.00	2700.00	1200.00	1200.00	700.00	1200.00	170.00	132.55	128.26
Multan	9232.85	-	4932.42	2283.02	699.95	178000.00	3740.00	1096.96	1300.00	800.00	1300.00	124.90	132.55	128.26
D. G. Khan	7000.00	-	3500.00	2732.93	720.00	166000.00	3740.00	1032.28	1032.28	600.00	1032.28	86.53	132.55	128.26
Vehari	6162.24	-	7398.64	3761.00	696.65	175000.00	3740.00	965.49	965.49	630.17	1000.00	100.00	132.55	128.26
Sargodha	9000.00	-	5000.00	2000.00	700.00	165000.00	3750.00	1200.00	1400.00	866.35	1500.00	160.00	132.55	128.26
Mianwali	7200.00	-	5000.00	3000.00	700.00	161500.00	2800.00	1200.00	1200.00	600.00	1200.00	160.00	132.55	128.26
Bahawalpur	8329.95	-	7000.00	3433.01	710.00	177292.82	3740.00	1000.00	1200.00	666.26	1000.00	123.24	132.55	128.26
Bahawalnagar	6500.00	-	8000.00	3083.24	700.00	169000.00	2778.00	950.00	1065.60	600.00	800.00	106.56	132.55	128.26
R. Y. Khan	6600.00	4400.00	7200.00	2500.00	720.00	170000.00	3280.00	900.00	1050.00	600.00	900.00	100.00	132.55	128.26
Karachi	15000.00	3656.51	6113.44	5012.68	720.58	166270.85	3200.00	1556.25	1712.63	1193.69	1676.34	311.80	132.55	128.26
Hyderabad	8163.31	-	4000.00	1864.34	750.00	162663.94	3740.00	1263.27	1247.15	800.00	1500.00	250.00	132.55	128.26
Nawabshah	7133.18	4116.60	2616.56	1900.00	733.23	162000.00	2250.00	731.86	1200.00	632.89	949.12	200.00	132.55	128.26
Mirpukhas	7500.00	-	5500.00	-	800.00	173000.00	2600.00	1000.00	1200.00	800.00	1000.00	150.00	132.55	128.26
Sukkur	8000.00	-	4000.00	2000.00	679.85	170000.00	1950.00	1129.24	1200.00	600.00	1129.24	181.71	132.55	128.26
Larkana	7133.29	-	3599.30	2050.00	736.42	163332.65	2533.22	1000.00	1165.70	700.00	1165.70	129.27	132.55	128.26
Dadu	6000.00	-	2800.00	2000.00	760.00	162000.00	2100.00	700.00	1292.66	600.00	1000.00	100.00	132.55	128.26
Peshawar	12831.15	3297.03	4021.74	3419.96	700.00	171500.00	3300.00	1500.00	1500.00	800.00	1500.00	130.00	132.55	128.26
Abbottabad	15000.00	3500.00	5500.00	4200.00	720.00	170000.00	3000.00	1200.00	1500.00	932.17	1500.00	250.00	132.55	128.26
Bannu	8000.00	2500.00	2300.00	1750.00	670.00	160000.00	3200.00	1200.00	1500.00	700.00	1200.00	100.00	132.55	128.26
D. I. Khan	8000.00	2932.96	3433.01	1683.29	700.00	160332.64	2131.20	1132.37	1200.00	650.00	1200.00	123.24	132.55	128.26
Mingora	14331.38	3400.00	2966.29	3933.05	680.00	172000.00	2800.00	1200.00	1300.00	700.00	1400.00	265.66	132.55	128.26
Quetta	9491.22	-	5246.03	4245.09	720.00	175000.00	3200.00	1397.61	1898.24	1096.96	1197.22	219.85	132.55	128.26
Turbat	-	3166.31	4865.76	3500.00	725.00	173000.00	3100.00	1200.00	1766.03	800.00	1200.00	250.00	132.55	128.26
Gawadar	-	3200.00	4865.76	3500.00	725.00	173000.00	3100.00	1165.70	1766.03	800.00	1200.00	223.28	132.55	128.26
Loralai	14164.72	2366.19	1532.62	3298.99	700.00	167000.00	2200.00	1249.00	1500.00	700.00	1465.90	200.00	132.55	128.26
Khuzdar	-	2800.00	3000.00	3500.00	726.65	175000.00	2000.00	1500.00	1500.00	766.31	1500.00	293.18	132.55	128.26
D. M. Jamali	8830.15	3500.00	3500.00	3000.00	680.00	165000.00	2366.19	-	1200.00	600.00	965.49	200.00	132.55	128.26

7-9-2 Rural Inter-City Consumer Prices of Construction and Energy Items
October, 2021

Names of Rural Centers	Bricks (New first class) (1000)	Bajri (rata) (per truck) (100 CFT)	Sand (Black Pit) (per truck) (100 CFT)	Cement (local) (50kg bag)	Painter (per day)	Mason (raj) (per day)	Labour (unskilled) (per day)	Plumber (per day)	Electri-cian (per point)	Carpenter (per day)	Petrol Super (per ltr)	High Speed Diesel (per ltr)
Bahawalpur	-	7000.00	-	700.00	900.00	1100.00	674.54	900.00	124.90	900.00	132.55	128.26
D. G. Khan	7000.00	3898.72	3200.00	730.00	1000.00	1000.00	600.00	1000.00	100.00	1000.00	132.55	128.26
Faisalabad	9500.00	6500.00	3000.00	710.00	1000.00	1349.07	748.33	848.53	114.89	948.68	132.55	128.26
Gujranwala	12000.00	7500.00	3000.00	710.00	1000.00	1500.00	848.53	1000.00	164.32	1000.00	132.55	128.26
Sahiwal	8746.43	6399.22	2500.00	699.93	948.68	1200.00	600.00	-	-	1000.00	132.55	128.26
Multan	8000.00	6000.00	-	720.00	948.68	948.68	600.00	948.68	-	948.68	132.55	128.26
Rawalpindi	10549.88	5749.78	3749.67	690.00	1095.45	1296.15	800.00	1148.91	229.78	1296.15	132.55	128.26
Khushab	8099.38	4249.71	1700.00	720.00	1200.00	1349.07	724.57	1500.00	120.00	1400.00	132.55	128.26
Hyderabad (Matiari)	7745.97	3741.66	1800.00	750.00	1000.00	1000.00	500.00	1000.00	250.00	1000.00	132.55	128.26
Karachi (Malir)	-	6000.00	4500.00	710.00	1600.00	1800.00	1200.00	1800.00	300.00	1800.00	132.55	128.26
Shahdad Kot	-	3600.00	1897.37	669.93	1000.00	1148.91	600.00	1122.50	134.16	1000.00	132.55	128.26
Mirpur Khas	8300.00	6200.00	-	770.00	800.00	1000.00	700.00	-	150.00	-	132.55	128.26
Khairpur	8000.00	3000.00	-	700.00	1200.00	1200.00	600.00	1200.00	173.21	1095.45	132.55	128.26
Shaheed Benazir Abad	7200.00	2624.88	1900.00	724.98	900.00	1048.81	624.50	1048.81	300.00	1100.00	132.55	128.26
Bannu	7500.00	2000.00	1500.00	680.00	1000.00	1500.00	700.00	1249.00	100.00	1250.00	132.55	128.26
D. I. Khan	8099.38	3249.62	1700.00	700.00	1148.91	1200.00	650.00	1200.00	109.54	1200.00	132.55	128.26
Mansehra	15491.93	5200.00	4500.00	700.00	800.00	1296.15	948.68	1200.00	150.00	1200.00	132.55	128.26
Kohat	12500.00	2400.00	1900.00	690.00	1200.00	1400.00	700.00	1148.91	130.00	1148.91	132.55	128.26
Lower Dir	14747.88	3000.00	4000.00	690.00	1300.00	1500.00	748.33	1400.00	250.00	1349.07	132.55	128.26
Mardan	10500.00	3800.00	2549.51	680.00	1200.00	1449.14	748.33	1000.00	100.00	1000.00	132.55	128.26
Nowshera	11247.22	4400.00	2400.00	680.00	1200.00	1200.00	800.00	1048.81	100.00	1200.00	132.55	128.26
Khuzdar	-	3600.00	-	724.98	-	1200.00	700.00	-	279.28	1400.00	132.55	128.26
Gawadar	-	5000.00	-	650.00	1200.00	1700.00	800.00	1200.00	230.00	1200.00	132.55	128.26
Nasirabad/Tamboo	-	3700.00	3200.00	694.98	900.00	1000.00	500.00	-	150.00	-	132.55	128.26
Quetta	9746.79	4242.64	3741.66	720.00	1496.66	1749.29	1148.91	1349.07	234.95	1374.77	132.55	128.26
Sibbi	-	-	-	-	1496.66	1749.29	948.68	1274.75	234.95	1349.07	132.55	128.26
Loralai	-	-	-	710.00	1000.00	1474.79	700.00	1148.91	150.00	1200.00	132.55	128.26

7.10 Intercity Consumer Prices (Urban)
October, 2021

Description	Unit	Rawalpindi	Islamabad	Attock	Lahore	Sahiwal	Gujran-wala	Sialkot
Wheat	10 kg	569.94	0.00	570.80	615.00	576.66	603.97	575.00
Wheat Flour (Fine/Superior Quality)	1 kg	79.82	83.30	75.00	76.87	68.29	71.98	80.00
Wheat Flour (Average Quality)	1 kg	63.12	65.81	55.00	60.00	55.00	55.00	54.00
Wheat Flour Bag	20 kg	1100.00	1100.00	1100.00	1100.00	1100.00	1100.00	1100.00
Suji	1 kg	85.24	93.06	81.63	112.26	76.63	80.00	89.63
Vermicelli (Packet)	1 kg	146.50	149.03	116.64	170.76	120.00	133.00	120.00
Besan	1 kg	160.65	171.48	150.00	145.15	146.59	160.00	140.00
Rice Basmati (Superior Quality)	1 kg	186.09	186.52	169.80	156.12	163.27	146.59	131.65
Rice Basmati 385/386	1 kg	144.88	149.00	116.57	112.77	114.93	106.56	70.00
Rice Basmati Broken (Average Quality)	1 kg	104.55	109.00	99.92	94.46	110.06	98.30	86.53
Rice IRRI-6/9 (Sindh/Punjab)	1 kg	78.04	75.39	71.63	60.00	60.00	60.00	46.61
Bread plain (Medium Size)	Each	65.00	65.00	65.00	65.00	70.00	60.00	70.00
Rusk (Papay) (Average Quality)	1 kg	361.56	380.86	220.00	280.94	369.72	240.00	250.00
Biscuit Bakery (Loose, Average Quality)	250 gm	194.57	198.77	112.92	134.67	169.80	140.00	133.25
Samosa (Vegetable, Average Quality)	Each	26.57	25.77	20.00	30.41	30.00	25.00	20.00
Nimko (Loose, Average Quality)	250 gm	113.00	113.08	80.00	96.07	100.00	90.00	60.00
Beef with Bone (Average Quality)	1 kg	654.93	682.26	500.00	573.27	450.00	550.00	550.00
Mutton (Average Quality)	1 kg	1322.98	1341.08	1149.27	1214.08	865.35	1232.45	1200.00
Chicken Farm Broiler (Live)	1 kg	255.65	255.83	260.00	240.00	243.00	237.00	237.00
Fish Rahu (Medium Size)	1 kg	289.46	341.44	256.62	301.85	286.51	350.00	315.82
Milk fresh (Un-boiled)	1 Litre	126.46	129.51	109.70	104.17	86.64	130.00	105.00
Milk Tetra Pack 1 Litre (MILK PAK/HALEEB/OLPERS)	Each	160.00	160.00	160.00	160.00	160.00	160.00	160.00
Curd	1 kg	142.60	139.94	119.72	122.78	100.00	136.58	120.00
LACTOGEN 400 gm Packet	Each	640.00	640.00	640.00	640.00	630.00	630.00	640.00
Powdered Milk NIDO 390 gm Polybag	Each	500.00	500.00	500.00	500.00	490.74	500.00	500.00
Eggs Farm	Dozen	162.18	168.56	170.00	162.00	173.66	161.33	160.00
Butter Local Packed 50 gm	Each	50.00	50.00	45.00	80.00	60.00	50.00	50.00
Mustard Oil (Average Quality)	1 kg	393.22	398.54	386.55	347.10	326.66	320.00	320.00
Cooking Oil DALDA or Other Similar Brand (SN), 5 Litre Tin	Each	1745.00	1745.00	1820.00	1745.00	1820.00	1745.00	1745.00
Vegetable Ghee DALDA/HABIB 2.5 kg Tin	Each	885.00	885.00	885.00	885.00	925.00	885.00	885.00
Vegetable Ghee DALDA/HABIB or Other superior Quality 1 kg Pouch	Each	346.00	346.00	361.00	361.00	346.00	346.00	346.00
Almonds (Badam) Kaghazi with Shell (Average Quality)	1 kg	1101.41	1144.51	1116.42	1075.34	932.17	800.00	886.62
Groundnuts (Moong Phali) with shell	1 kg	306.74	331.42	306.52	330.48	400.00	332.47	350.00
Kinnu (Average Quality)	1 Dozen	0.00	0.00	0.00	0.00	0.00	0.00	0.00
Apple (Average Quality)	1 kg	129.61	147.48	143.26	169.80	134.58	150.00	160.00
Peach (Average Quality)	1 kg	0.00	0.00	0.00	0.00	0.00	0.00	0.00
Grapes (Angoor) (Average Quality)	1 kg	251.05	267.48	293.18	259.33	331.41	200.00	180.00
Bananas (Kela) Local	1 Dozen	88.84	106.61	73.29	79.98	50.00	63.16	60.00
Mango Kalmi (Average Quality)	1 kg	0.00	0.00	0.00	0.00	0.00	0.00	0.00
Guava (Amrood) (Average Quality)	1 kg	119.79	129.81	100.00	94.63	100.00	80.00	120.00
Watermelon (Turbooz)	1 kg	0.00	0.00	0.00	0.00	0.00	0.00	0.00
Muskmelon (Kharbuza)	1 kg	0.00	0.00	0.00	0.00	0.00	0.00	0.00
Pulse Masoor (Washed)	1 kg	181.95	196.53	179.86	186.10	186.61	176.65	183.27
Pulse Moong (Washed)	1 kg	148.40	172.95	156.59	176.60	143.26	153.26	143.26
Pulse Mash (Washed)	1 kg	269.59	261.55	270.00	277.02	274.97	243.29	245.00
Pulse Gram	1 kg	154.58	158.08	150.00	142.79	143.26	140.00	130.00
Gram Whole Black (Average Quality)	1 kg	161.62	162.82	144.94	148.43	143.26	138.31	130.00
Gram Whole Yellow (Average Quality)	1 kg	186.87	193.63	182.59	172.74	153.26	143.26	140.00
Beans Red/White (Lobia)	1 kg	286.49	281.43	260.00	274.20	233.29	300.00	240.00
Potatoes	1 kg	67.24	70.68	60.00	65.40	70.00	67.58	57.93
Chips (Loose)	250 gm	141.10	135.74	83.20	106.43	90.00	96.55	60.00
Onions	1 kg	57.45	61.56	50.00	52.67	53.13	50.00	48.27
Tomatoes	1 kg	65.49	64.43	49.32	65.94	53.13	63.16	56.46
Turnip (Shalgham)	1 kg	79.77	80.85	80.00	93.00	124.93	0.00	96.55
Radish (Mooli)	1 kg	77.39	83.20	38.26	51.32	43.09	53.13	56.46
Cauliflower (Phool Gobhi)	1 kg	81.55	89.12	70.00	75.48	74.89	63.16	100.00
Bottlegourd (Loki)	1 kg	104.15	110.99	61.62	81.81	73.19	83.20	73.19
Lady Finger (Bhindi)	1 kg	85.49	91.22	83.30	110.07	114.47	90.00	96.55
Peas (Matar)	1 kg	0.00	0.00	0.00	0.00	0.00	0.00	0.00
Spinach (Paalak)	1 kg	34.16	33.50	40.00	44.96	34.76	50.00	40.00

Contd.

7.10 Intercity Consumer Prices (Urban)
October, 2021

Description	Unit	Rawalpindi	Islamabad	Attock	Lahore	Sahiwal	Gujran-wala	Sialkot
Tinda	1 kg	131.03	147.09	0.00	163.18	0.00	160.00	130.00
Turai	1 kg	118.75	117.18	81.63	78.75	129.74	96.55	73.19
Karela	1 kg	126.84	131.30	133.25	138.43	114.47	100.00	123.24
Chilies (Green)	250 gm	36.34	39.75	46.61	33.26	31.58	33.02	20.00
Carrot (Gajar)	1 kg	0.00	0.00	0.00	0.00	0.00	0.00	0.00
Cucumber (Kheera)	1 kg	76.93	79.50	80.00	75.55	56.46	66.49	70.00
Lemon	250 gm	52.12	57.54	38.26	32.57	25.00	30.00	33.02
Garlic (Lehsun)	1 kg	286.88	331.44	300.00	230.99	274.97	280.00	300.00
Sugar Refined	1 kg	93.78	108.15	90.00	94.05	90.00	90.00	100.00
Gur (Average Quality)	1 kg	149.18	149.83	140.00	145.15	133.25	140.00	130.00
Honey MARHABA Bottle 500 gm	Each	500.00	500.00	500.00	500.00	500.00	520.00	450.00
Sweetmeat (Mixed Mithai)	1 kg	654.80	623.57	480.00	678.12	516.14	400.00	400.00
Ice Cream Walls Cup (Large Size)	Each	60.00	60.00	60.00	60.00	60.00	55.00	60.00
Cumin seed (Zeera) White NATIONAL 50 gm Packet	Each	75.00	75.00	75.00	75.00	75.00	75.00	80.00
Pepper Black NATIONAL 50 gm Packet	Each	120.00	120.00	120.00	120.00	120.00	120.00	120.00
Coriander Seed Powder NATIONAL 200 gm Packet	Each	180.00	180.00	180.00	180.00	180.00	180.00	180.00
Cardamom Large (Loose) (Average Quality)	50 gm	125.21	127.30	126.58	126.02	116.64	103.23	146.59
Cardamom Small (Average Quality)	50 gm	418.34	411.39	426.64	293.30	253.29	279.67	306.52
Salt Powdered (NATIONAL/SHAN) 800 gm Packet	Each	30.00	30.00	30.00	30.00	35.00	30.00	30.00
Chilies Powder NATIONAL 200 gm Packet	Each	380.00	380.00	380.00	380.00	380.00	380.00	380.00
Turmeric Powder NATIONAL 50 gm Packet	Each	40.00	40.00	40.00	50.00	40.00	40.00	40.00
Tomato Ketchup MITCHELLS/NATIONAL 1 kg Polybag	Each	277.30	282.30	273.29	250.00	250.00	240.00	250.00
Pickle MITCHELLS/NATIONAL Bottle (340 gm-400 gm)	Each	180.00	180.00	180.00	130.00	160.00	125.00	150.00
Ginger (Adrak)	500 gm	199.05	212.06	183.27	185.85	160.00	143.26	153.26
Custard Powder RAFHAN 300 gm Packet	Each	109.09	109.09	109.09	100.00	100.00	100.00	100.00
Tea Lipton Yellow Label 190 gm Packet	Each	250.00	250.00	250.00	250.00	250.00	250.00	250.00
Cold Drink (PEPSI/COCA-COLA) 1.5 Liter Bottle	Each	110.00	110.00	110.00	110.00	110.00	100.00	110.00
Fruit Juice Small Packet 250 ml	Each	25.00	25.00	25.00	20.00	30.00	30.00	20.00
Mineral Water NESTLE 1.5 Liter	Each	60.00	60.00	60.00	55.00	60.00	60.00	50.00
JAM-E-SHIREEN Standard Size (800 ml)	1 Bottle	280.00	280.00	280.00	280.00	280.00	280.00	280.00
Cigarettes Capstan 20'S Packet	Each	80.00	80.00	80.00	80.00	80.00	80.00	80.00
Cigarettes Gold Leaf 20'S Packet	Each	180.00	180.00	180.00	180.00	180.00	180.00	180.00
Pan Prepared (Sweet with Beetle Nuts)	Each	49.26	51.54	38.26	27.99	30.00	30.00	30.00
Long Cloth 57" Gul Ahmed/Al Karam	1 Metre	391.84	409.65	383.30	293.30	544.98	395.00	416.02
Shirting (Average Quality)	1 Metre	385.16	420.63	396.64	163.27	474.56	274.24	300.00
Pant Cloth Wash & Wear (Average Quality)	1 Metre	809.34	780.58	833.00	384.53	816.33	531.33	350.00
Lawn Printed Gul Ahmed/Al Karam	1 Metre	333.10	350.76	346.63	333.13	506.23	425.00	326.01
Georgette (Average Quality)	1 Metre	255.93	263.80	253.29	184.63	246.66	200.00	200.00
Linen, Ladies (Average Quality)	1 Metre	246.43	246.96	246.62	179.28	347.84	191.29	200.00
Heavy Weight Suiting LAWRANCE PUR (Average Quality)	1 Metre	3919.28	3966.38	3933.05	3612.37	1783.18	1250.00	2500.00
Full Pant Boy Length 24"/26"	Each	640.64	693.90	608.22	458.09	1000.00	741.57	700.00
Shirt Boy Length 24"/26"	Each	491.62	502.39	486.58	480.33	897.32	483.19	566.19
School Uniform Boys (Pant & Shirt) 24"/26"	Suit	862.28	801.18	833.00	977.66	994.99	1000.00	700.00
School Uniform Girls (Kameez & Shalwar) 24"/26"	Suit	735.75	753.11	713.27	925.36	674.54	983.05	700.00
Awami Suit Gents Wash & Wear (Average Quality)	Suit	2633.98	2642.81	2532.90	1724.82	2398.61	1532.62	2000.00
Women Shalwar Kameez (Average Quality)	Suit	2477.62	2667.94	2432.88	3063.14	2732.93	2500.00	2332.86
Pullover Gents Oxford/Bonanza	Each	5266.45	5156.27	4865.76	5480.00	5365.85	5480.00	4000.00
Pullover Ladies Oxford/Bonanza	Each	5266.45	5156.27	4865.76	4480.00	4500.00	4480.00	4000.00
Pullover Gents (Average Quality)	Each	1405.15	1418.84	1366.47	1232.45	1613.43	750.00	800.00
Tailoring Charges Shirt (Men)	Each	713.38	830.45	616.22	702.30	600.00	600.00	500.00
Tailoring Charges Pant (Men)	Each	1243.33	1306.60	833.00	971.11	1165.70	731.86	700.00
Tailoring Charges Awami Suit (Male)	Suit	1112.24	1179.39	833.00	932.66	1000.00	928.32	766.31
Tailoring Charges Simple Suit (Female)	Suit	917.39	1100.36	732.95	818.69	731.86	700.00	700.00
Underwear Medium Size (Average Quality)	Each	339.59	352.60	313.19	204.66	230.00	143.26	186.43
Vest "Baniyan" for Men Average Quality	Each	344.37	358.24	313.19	221.33	250.00	160.00	143.26
Brassier (Average Quality)	Each	390.17	408.48	365.93	241.79	250.00	200.00	250.00
Socks Nylon Local (Average Quality)	Pair	167.27	164.78	133.25	114.18	126.64	120.00	63.16
Dopatta Geogette (Average Quality)	Each	491.34	491.14	516.14	392.03	456.57	365.93	450.00
Dopatta Cotton (Average Quality)	Each	480.17	498.05	493.24	285.45	372.77	300.00	400.00
Chaddar (Wash-n-Wear) (2x2.5 Meter)	Each	594.49	619.99	566.19	469.38	439.68	466.08	550.00
Washing Charges Pant and Shirt Both	Each	113.64	114.60	106.27	115.25	163.27	180.00	200.00

Contd.

7.10 Intercity Consumer Prices (Urban)
October, 2021

Description	Unit	Rawalpindi	Islamabad	Attock	Lahore	Sahiwal	Gujran-wala	Sialkot
Dry Cleaning Charges Pant Coat Both	Suit	677.66	729.26	466.08	606.47	548.48	598.61	500.00
Washing Charges Shalwar Kameez	Suit	110.27	107.43	83.20	103.48	100.00	166.60	150.00
Gents Shoes Paul Bata	Pair	2199.00	2199.00	2199.00	2199.00	2199.00	2199.00	2199.00
Gents Sandal Bata	Pair	1199.00	1199.00	1199.00	1199.00	1199.00	1199.00	1199.00
Gents Sponge Chappal Bata	Pair	249.00	249.00	249.00	249.00	249.00	249.00	249.00
Ladies Sandal Bata	Pair	599.00	599.00	599.00	599.00	599.00	599.00	599.00
Ladies Sponge Chappal Bata	Pair	199.00	199.00	199.00	199.00	199.00	199.00	199.00
Children Shoes Power Lite Bata	Pair	1499.00	1499.00	1499.00	1499.00	1499.00	1499.00	1499.00
Gents Shoes Servis	Pair	1499.00	1499.00	1499.00	1499.00	1499.00	1499.00	1499.00
Cheetah 50 Size 3-5 Servis	Pair	1799.00	1799.00	1799.00	1799.00	1799.00	1799.00	1799.00
Shoe Repair Full Sole	Pair	353.76	379.43	286.51	125.51	300.00	120.00	80.00
Shoe Polish Charges	Pair	31.78	33.02	33.02	30.41	30.00	26.21	20.00
House Rent Combined	Quarterly	14841.00	32417.00	8288.00	12703.00	9763.00	7667.00	9412.00
Synthetic Enamel ICI Balti 3.64 Litre	Each	3216.27	3274.65	3233.25	3465.00	3740.00	3100.00	3200.00
Cement (Local) 50 kg Bag	Each	699.32	701.66	683.32	710.00	726.65	710.00	700.00
Bricks New 1st Class	1000 No.	12737.33	13199.76	12664.49	13000.00	8830.15	12831.15	12993.59
Cement Blocks (6"x8"x12")	100 No.	4252.72	4224.38	3265.32	0.00	0.00	0.00	0.00
Bajri	100 cu ft	6259.04	6382.44	5432.51	7584.52	7000.00	7466.52	7533.19
Sand (Black Pit)	100 cu ft	3412.97	3466.11	2232.84	3147.08	3664.53	3324.70	3000.00
Iron Bars (M.S. BAR) 1/2 " 40 Grade	I Ton	169998.04	169998.04	151499.45	175000.00	165000.00	173000.00	160663.91
Painter Wage Rate	Per Day	1371.67	1432.57	1383.13	1237.16	1000.00	1032.28	1200.00
Mason Wage Rate	Per Day	1500.00	1500.00	1383.13	1500.00	1200.00	1532.62	1500.00
Unskilled Labor Wage Rate	Per Day	1000.00	1000.00	816.33	1000.00	600.00	965.49	1000.00
Plumber Wage Rate	Per Day	1452.48	1449.14	1383.13	1232.45	1000.00	1032.28	1200.00
Electrician Charges	Per Point	302.86	306.14	206.61	170.36	150.00	180.00	200.00
Water Charges Per House	Monthly	176.83	192.00	300.00	460.00	70.00	350.00	100.00
Charges for Refuse/Waste Collection	Monthly	0.00	0.00	175.44	152.07	200.00	200.00	200.00
Electricity Charges upto 50 Units	Per Unit	6.57	6.57	6.57	6.57	6.57	6.57	6.57
Electricity Charges 51-100 Units	Per Unit	11.84	11.84	11.84	11.84	11.84	11.84	11.84
Electricity Charges 101-300 Units	Per Unit	14.29	14.29	14.29	14.29	14.29	14.29	14.29
Electricity Charges 301-700 Units	Per Unit	15.78	15.78	15.78	15.78	15.78	15.78	15.78
Electricity Charges Above 700 Units	Per Unit	23.67	23.67	23.67	23.67	23.67	23.67	23.67
Electricity Charges Combined	Per Unit	14.43	14.43	14.43	14.43	14.43	14.43	14.43
Gas Charges upto 3.3719 MMBTU	MMBTU	141.57	141.57	141.57	141.57	141.57	141.57	141.57
Gas Charges 3.3719 - 6.7438 MMBTU	MMBTU	162.00	162.00	162.00	162.00	162.00	162.00	162.00
Gas Charges 6.7438 - 10.1157 MMBTU	MMBTU	351.00	351.00	351.00	351.00	351.00	351.00	351.00
Gas Charges 10.1157 - 13.4876 MMBTU	MMBTU	555.10	555.10	555.10	555.10	555.10	555.10	555.10
Gas Charges Above 13.4876 MMBTU	MMBTU	1141.26	1141.26	1141.26	1141.26	1141.26	1141.26	1141.26
Gas Charges Combined	MMBTU	470.23	470.23	470.23	470.23	470.23	470.23	470.23
LPG 11.67 kg Cylinder	Each	2191.48	2211.25	2331.67	2100.60	2166.54	2177.49	2175.00
Firewood Whole	40 kg	937.69	1000.00	650.00	903.76	632.89	866.35	750.00
Chair Sheesham Wood with Arm	Each	10565.92	10872.22	8663.50	9277.50	4531.63	3659.31	5000.00
Chair Plastic (Chairman) (Average Quality)	Each	1270.89	1327.66	1266.45	1532.62	965.49	1032.28	600.00
Central Table Set with Glass Top	Set	23448.68	23655.05	16331.62	12321.94	18643.40	17327.00	8000.00
Sofa Set Five Seater	Set	39453.79	41759.09	34663.44	34874.33	28479.83	36330.29	15000.00
Dining Table wit Glass Top and Six Chairs (Average Quality)	Set	38938.69	39174.11	34663.44	39709.34	59977.77	38655.30	45000.00
Cot Iron (Charpai)	Each	3491.89	3474.00	3331.98	3339.11	2500.00	3000.00	2400.00
Steel Almirah	Each	18130.13	17953.11	16831.67	16318.19	12664.49	11323.71	10000.00
Mattress Foam Single Bed Molty/Diamond (4" Thick)	Each	8903.23	9165.26	8732.82	8400.00	10000.00	8500.00	6300.00
Tube Light Philips 40 Watt	Each	279.32	280.00	280.00	250.00	259.87	250.00	250.00
Energy Saver Philips 14 Watt	Each	175.26	175.76	173.27	210.00	173.27	225.00	220.00
Plain Carpet	1 sq ft	45.42	46.18	42.66	41.83	35.97	40.00	45.00
Readymade Quilt (3 kg)	Each	1968.13	2031.98	1716.51	1654.76	1721.30	1132.37	1000.00
Blanket Single (SN)	Each	3852.15	4148.49	2331.39	3223.53	2725.68	1864.34	1800.00
Bed Sheet Single (Superior Quality)	Each	745.67	753.48	716.28	925.61	800.00	664.94	932.17
Bed Sheet Double with two Pillow Covers (Superior Quality)	Set	1544.97	1582.76	1549.46	1403.92	1400.00	1432.57	1532.62
Towel Medium Size (3' x 2')	Each	525.16	567.41	413.22	368.26	450.00	365.93	300.00
Ceiling Fan 56" Pak/Younas/Millat	Each	4950.94	5073.83	4650.00	4607.11	4450.00	4200.00	4400.00
Refrigerator Dawlance/Pel 10 Cubic feet Double Door	Each	43530.47	43411.92	43330.78	43500.00	47000.00	38165.94	38000.00
Split Air Conditioner Orient/LG/Dawlance 1.5 Ton	Each	84162.37	84244.91	83332.00	60000.00	70000.00	57982.95	83000.00
Air Cooler Super Asia ECM-4000/JC-1000	Each	20988.23	21113.00	20331.96	20000.00	19500.00	19500.00	16000.00

Contd.

7.10 Intercity Consumer Prices (Urban)
October, 2021

Description	Unit	Rawalpindi	Islamabad	Attock	Lahore	Sahiwal	Gujran-wala	Sialkot
Washing Machine with Spinner (Super Asia or Similar Brand) (SN)	Each	19962.15	19871.74	20000.00	19000.00	24165.52	24000.00	15600.00
Sewing Machine (SN) Without Cover	Each	10566.72	10700.00	10050.00	11800.00	11000.00	9000.00	10000.00
Geyser Super Asia Large Size 30 Gallons (Gas)	Each	24295.33	24832.21	24665.55	24452.83	30000.00	24000.00	23000.00
Electric Iron Dry (National/West Point)	Each	4136.41	4165.21	4033.06	2571.03	3000.00	2500.00	1400.00
Frying Pan Non-stick Medium Size Sonex	Each	1393.41	1462.87	791.58	704.43	782.97	700.00	600.00
Water Set (OMROC) 6 Glasses + jug	Set	823.71	827.16	819.88	816.33	800.00	700.00	1500.00
Tea Set Pakistani (China-Ware) Set of 21 Pieces	Set	5228.06	5481.97	5066.45	1971.98	5832.01	2500.00	2500.00
Dinner Set Plastic 72 Pieces Super Quality	Set	14052.53	13491.58	13331.23	7710.34	9066.18	6296.24	4500.00
Bucket (Balti) Plastic Medium Size	Each	419.63	443.03	409.76	497.02	300.00	332.47	300.00
Lota Plastic Medium Size (Average Quality)	Each	101.16	108.59	96.55	81.69	100.00	60.00	100.00
Water Pump Golden Monoblock/Donkey 0.5 H.P	Each	10896.63	10743.21	10830.74	10000.00	7500.00	8000.00	8500.00
Sufi Washing Soap 250 gm Cake	Each	70.00	70.00	70.00	65.00	60.00	60.00	75.00
Surf Excel 500 gm Polybag	Each	170.00	170.00	170.00	170.00	170.00	170.00	170.00
Express Washing Powder 1 KG Polybag	Each	230.00	230.00	230.00	230.00	230.00	230.00	230.00
Cleanser Powder Vim 900 gm Polybag	Each	85.71	85.71	85.71	81.36	95.00	80.00	84.38
Finis 400 ml Bottle	Each	230.00	230.00	230.00	230.00	250.00	200.00	210.00
Phenyl Tyfon/Finis 2.75 Litre Bottle	Each	230.00	230.00	220.00	220.00	240.00	230.00	240.00
Harpic 500 ml Bottle	Each	249.00	249.00	249.00	249.00	249.00	249.00	250.00
Boot Polish Cherry/KIWI 42 ml	Each	210.00	210.00	210.00	220.00	210.00	210.00	200.00
Robin Blue Liquid 75 ml Bottle	Each	100.00	100.00	85.00	90.00	90.00	90.00	90.00
Match Box	Each	3.30	3.30	3.00	3.56	4.00	3.00	4.00
Household Servant Female Part Time	Per Month	3621.55	3735.42	2331.39	3225.33	2000.00	1864.34	1500.00
Septran Tablets	10 No.	33.90	33.90	33.90	33.90	33.93	34.00	34.00
Panadol Tablets Plain	10 No.	17.00	17.00	17.00	17.00	17.00	17.00	17.00
Flagyl Tablets 400 mg	10 No.	22.20	22.20	22.20	22.23	22.20	21.65	22.00
Ventolin Tablets 2 mg	10 No.	14.60	14.60	14.60	14.60	14.60	13.20	15.00
Daonil Tablets 5 mg	10 No.	23.90	23.90	23.90	23.90	23.10	23.83	24.00
Entox Tablets	10 No.	18.90	18.90	18.90	18.90	18.90	19.00	19.00
CAC 1000 Tablets Sandoz Bottle	Each	180.00	180.00	180.00	180.00	180.00	180.00	180.00
Amoxil Capsule 250 mg	10 No.	48.40	48.40	48.40	48.40	48.40	48.40	51.00
Lederplex Syrup Bottle	Each	77.93	77.93	77.93	77.93	77.97	78.00	78.00
Phenergan Syrup 120 ml Bottle	Each	49.89	49.89	49.89	49.89	50.00	49.89	50.00
Calpol Syrup 100 ml Bottle	Each	69.54	69.54	69.54	69.54	69.54	70.00	64.00
Hydryllin Syrup 120 ml Bottle	Each	69.00	69.00	69.00	69.00	69.00	69.00	69.00
Inderal Tablets 10 mg	10 No.	21.40	21.40	19.65	19.70	21.40	20.00	20.00
Betnovate-N Ointment 10 gm Tube	Each	39.60	39.60	39.60	36.00	39.50	36.00	40.00
Johar Joshanda Instant (Sachet) Packet	Each	12.00	12.00	12.00	12.00	12.00	12.00	12.00
Glaxose-D 400 gm Packet	Each	160.00	160.00	160.00	160.00	160.00	160.00	160.00
Dettol Medium Bottle	Each	210.00	210.00	210.00	210.00	210.00	210.00	210.00
Electronic BP Checking Apparatus	Each	3701.86	3933.78	3659.31	3200.00	4850.00	2200.00	2500.00
Glucometer	Each	1452.47	1450.40	1466.48	3500.00	3461.29	3056.70	1700.00
Doctor (MBBS) Clinic Fee	Per Patient	400.91	443.76	265.66	210.50	500.00	200.00	200.00
Gynecologist Fee Per Visit	Per Patient	1280.52	1373.33	531.33	1144.71	887.90	660.39	700.00
Dental Surgeon Fee Per Visit	Per Patient	935.64	1005.00	262.07	489.49	355.69	400.00	400.00
Dental Extraction Fee	Per Tooth	1024.29	1119.81	559.34	454.40	1000.00	500.00	800.00
Urine Test (DR) Charges	Per Test	353.96	394.44	112.92	200.00	131.04	200.00	150.00
Blood Test (CP) Charges	Per Test	646.57	730.80	500.00	594.22	462.61	400.00	400.00
Sugar Test (Random/Fasting) Charges of Both	Per Test	534.73	605.22	200.00	165.10	106.27	262.07	200.00
ECG Charges	Per Test	505.36	571.81	265.66	333.68	374.44	300.00	200.00
X-RAY (Chest) Charges	Per X-ray	639.31	617.07	564.62	407.80	600.00	500.00	300.00
Ultrasound Abdominal	Per Test	1407.92	1892.97	1397.61	434.65	788.37	1000.00	500.00
Physiotherapist Fee Per Visit	Per Patient	1105.13	1281.08	616.22	564.62	548.48	500.00	300.00
Cost of Surgery (C-Section)	Per Case	31582.03	35194.98	27589.24	61857.73	34914.07	36593.06	30000.00
Car Suzuki 800 cc Without AC	Each	858241.81	858241.81	854500.00	839000.00	0.00	817750.00	846500.00
Car Suzuki 1000 cc	Each	1677483.23	1677483.23	1677483.23	1655000.00	1655000.00	1670000.00	1625000.00
Car Toyota 1300 cc Xli	Each	2517875.89	2517875.89	2517875.89	2803000.00	2553000.00	2493000.00	2753000.00
Car Honda Civic Turbo 1.5 VTEC	Each	4654932.87	4654932.87	4654932.87	3864000.00	4570000.00	4556611.52	4623000.00
Motorcycle Honda CD 70	Each	90900.00	90900.00	90900.00	90900.00	90900.00	90900.00	90900.00
Motorcycle United/Unique 70 cc	Each	59682.57	59707.82	59666.20	54500.00	60500.00	60000.00	59500.00
Bicycle	Each	14764.56	14146.76	13664.65	15326.19	11000.00	11500.00	14164.72
Tire Motorcycle CD 70 (Back Wheel)	Each	1549.35	1536.28	1716.51	1516.48	1266.45	1250.00	1200.00

Contd.

7.10 Intercity Consumer Prices (Urban)
October, 2021

Description	Unit	Rawalpindi	Islamabad	Attock	Lahore	Sahiwal	Gujran-wala	Sialkot
Tire Car Mehran Tubeless (General)	Each	5219.06	5265.98	5216.61	4678.38	4600.00	4500.00	3800.00
Petrol Super	Per Litre	132.55	132.55	132.55	132.55	132.55	132.55	132.55
Hi-Speed Diesel	Per Litre	128.26	128.26	128.26	128.26	128.26	128.26	128.26
CNG	1 kg/1 Ltr	128.98	127.82	126.00	123.20	120.00	125.99	122.95
Mobil Oil (Havoline 20w-50)	4 Litres	2628.00	2628.00	2628.00	2628.00	2604.00	2604.00	2700.00
Motorcycle Service Charges	Each	161.96	177.41	150.00	100.00	200.00	100.00	100.00
Car Service Charges	Each	446.48	461.53	432.67	400.00	400.00	300.00	400.00
Tire Car Puncture Charges	Each	133.52	136.09	100.00	100.00	76.52	112.92	120.00
Car Tax 800 cc to 1500 cc	Per Year	2775.00	2250.00	2775.00	2775.00	2775.00	2775.00	2775.00
Train Fare Economy per Person	Per km	1.09	1.09	1.09	1.09	1.09	1.09	1.09
Train Fare AC Sleeper per Person	Per km	4.71	4.71	4.71	4.71	4.71	4.71	4.71
Train Fare AC Lower per Person	Per km	2.59	2.59	2.59	2.59	2.59	2.59	2.59
Train Fare Business Class per Person	Per km	2.93	2.93	2.93	2.93	2.93	2.93	2.93
Auto Rickshaw Fare	Minimum	91.12	0.00	66.49	88.03	80.00	60.00	60.00
Taxi Four Seater Fare	Minimum	112.92	107.89	0.00	150.00	0.00	100.00	0.00
Bus Fare Minimum Within City	Per Ticket	10.00	10.00	0.00	12.00	0.00	15.00	0.00
Bus Fare Maximum Within City	Per Ticket	23.00	23.00	0.00	23.00	0.00	20.00	0.00
Bus Fare Outside City (non AC)	Per km	0.78	0.78	0.78	0.93	0.87	1.60	1.59
Bus Fare Outside City (AC)	Per km	2.67	2.67	2.67	2.30	2.26	2.33	3.20
Mini Bus Fare Minimum Within City	Per Ticket	14.00	14.00	0.00	15.00	0.00	10.00	0.00
Mini Bus Fare Maximum Within City	Per Ticket	23.00	23.00	0.00	35.00	0.00	20.00	0.00
Suzuki Fare Minimum Within City	Per Ticket	14.00	14.00	15.00	12.00	0.00	10.00	15.00
Suzuki Fare Maximum Within City	Per Ticket	23.00	23.00	20.00	22.00	0.00	20.00	20.00
Air Fare Economy Class Per Kilometer (National Average)	Per Person	19.87	19.87	19.87	19.87	19.87	19.87	19.87
Courier Charges Minimum Within Zone Outside City (TCS)	Per Envelope	200.00	200.00	200.00	200.00	200.00	200.00	250.00
Mobile Set with Rear Camera and Without Touch Screen	Each	3045.38	3191.02	2832.94	4500.00	5500.00	2800.00	2600.00
Telephone Call Charges	Per Minute	1.79	1.79	1.79	1.79	1.79	1.79	1.79
Internet Charges (DSL) 1 MB (Unlimited)	Per Month	2184.35	2184.35	2184.35	2184.35	2184.35	2184.35	2184.35
Mobile Call Charges	Per Unit	2.99	2.99	2.99	2.99	2.99	2.99	2.99
LED Sony/Samsung 32" Colored	Each	42062.75	42496.58	42166.01	37500.00	45832.73	33000.00	41000.00
Personal Computer with LED Monitor (17") DELL/HP/ACER CORE i5	Each	103862.89	102138.13	98996.63	61000.00	75000.00	53280.11	0.00
Laptop DELL/HP/ACER Core i5, Display (14'-15')	Each	106713.79	107653.24	107647.00	77103.41	80000.00	57331.40	55000.00
Recreational Park Charges (Minimum Playland Ticket)	Per Person	0.00	50.00	20.00	20.00	0.00	20.00	30.00
Cable Charges	Per Month	346.76	473.85	332.47	325.78	200.00	400.00	300.00
English Book Class VI	Each	98.00	98.00	98.00	98.00	98.00	98.00	82.00
English Book Class IX and X	Each	163.00	163.00	163.00	157.00	166.00	163.00	137.00
English Book Class XI Complete Set	Each	87.00	89.00	87.00	103.00	105.00	103.00	82.00
English Book BA/B.SC	Each	280.00	280.00	280.00	190.00	200.00	200.00	178.00
Urdu Book Class V (Text Book Board)	Each	101.00	101.00	101.00	101.00	101.00	101.00	62.00
Urdu Book Class IX and X (Text Book Board)	Each	174.00	174.00	174.00	174.00	175.00	169.00	148.00
Urdu Book Class XI/Inter	Each	73.00	86.00	73.00	64.00	66.00	69.00	53.00
Urdu Book BA/B.SC	Each	140.00	140.00	140.00	160.00	140.00	140.00	225.00
Mathematics Book Class V (Text Book Board)	Each	109.00	109.00	109.00	109.00	109.00	109.00	83.00
Mathematics Book Class IX and X (Text Book Board)	Each	299.00	299.00	299.00	290.00	299.00	290.00	250.00
Mathematics Book Class XI (Text Book Board)	Each	183.00	183.00	183.00	183.00	183.00	165.00	144.00
Newspaper Daily Dawn	Each	25.00	25.00	25.00	25.00	25.00	25.00	25.00
Newspaper Daily Jang	Each	20.00	20.00	20.00	20.00	20.00	20.00	20.00
Akhbar-e-Jehan Weekly	Each	70.00	70.00	70.00	70.00	70.00	70.00	70.00
MAG THE WEEKLY (Magazine)	Each	50.00	50.00	50.00	50.00	50.00	50.00	50.00
Exercise Book (with Lines) 80 to 100 Pages	Each	88.38	103.38	80.00	40.00	50.00	50.00	80.00
Lead Pencil Goldfish	Each	15.00	15.00	10.63	10.00	10.00	10.00	10.00
Pen Ink Dollar 57 ml Bottle	Each	35.00	35.00	40.00	40.00	30.00	30.00	30.00
Photostat Paper 70 gm	Packet	675.89	674.74	678.33	700.00	576.65	620.00	620.00
Ballpoint Pen Local	Each	10.00	10.00	10.00	10.00	10.00	10.00	10.00
Private School Fee English Medium Average Standard (Class I)	Per Month	5152.08	4425.14	1628.65	3010.32	3424.73	1800.00	1000.00
Private School Fee English Medium Average Standard (Class V)	Per Month	5155.66	4510.59	2000.00	3047.42	3424.73	2000.00	1200.00
Private School Fee English Medium Average Standard (Class VI)	Per Month	5272.87	4783.95	1993.31	3057.27	3424.73	2200.00	1300.00
Private School Fee English Medium Average Standard (Class X)	Per Month	5588.74	5444.33	2482.55	3833.18	3610.34	2700.00	1500.00
Government College Fee First Year	Per Month	50.00	225.00	50.00	50.00	50.00	50.00	50.00
Private College Fee First Year	Per Month	8194.26	9383.46	5785.57	8653.50	3918.38	7000.00	5000.00
Coaching Fee for Class IX/X Science Group	Per Subject	2786.71	2832.74	1698.04	2042.96	818.38	800.00	531.33

Contd.

7.10 Intercity Consumer Prices (Urban)
October, 2021

Description	Unit	Rawalpindi	Islamabad	Attock	Lahore	Sahiwal	Gujran-wala	Sialkot
Coaching Fee for Class XI/XII Science Group	Per Subject	3257.06	3291.86	2449.66	3040.77	1326.19	1500.00	1200.00
Coaching Fee for Class XI/XII Commerce Group	Per Subject	2700.63	2902.61	2098.41	2990.61	692.82	1500.00	1200.00
Government University Fee M.S.c / M.A.	Per Month	77.46	1000.00	80.00	150.00	500.00	80.00	75.00
Tuition Fee Private University M.Sc./M.A	Per Month	7370.45	7370.45	2320.79	10626.59	2596.25	15000.00	0.00
Government Medical College/University Tuition Fee for MBBS (1st year)	Per Month	1250.00	2000.00	1250.00	1755.00	1250.00	0.00	0.00
Private Medical College/University Tuition Fee for MBBS (1st year)	Per Month	107701.08	107701.08	107701.08	59264.00	0.00	0.00	0.00
Government Engineering University Tuition Fee for BE (1st year)	Per Month	5500.00	5500.00	5500.00	6000.00	0.00	0.00	0.00
Private Engineering University Tuition Fee for BE (1st year)	Per Month	20895.22	20009.31	19722.44	25000.00	0.00	0.00	0.00
Vocational Training Basic Computer Short Course Fee (3 Months)	Per Course	3422.51	2758.92	1129.24	3324.70	5196.15	3158.18	2000.00
Bread Tandoori Standard Size	Each	12.84	12.93	10.63	10.00	8.00	10.00	12.00
Cooked Chicken at Average Hotel	Per Plate	160.14	166.80	186.43	110.86	173.27	186.43	150.00
Cooked Beef at Average Hotel	Per Plate	158.98	171.53	153.26	144.20	150.00	200.00	180.00
Cooked Daal at Average Hotel	Per Plate	98.85	114.88	100.00	80.00	80.00	73.19	70.00
Chicken Biryani Full/Double	Per Plate	181.16	192.32	206.46	152.32	200.00	150.00	160.00
Tea Prepared Ordinary	Per Cup	34.97	37.84	40.00	29.74	30.00	30.00	30.00
Pizza Chicken Medium Size (Average Quality)	Each	928.37	1059.96	682.92	400.00	463.31	700.00	500.00
Burger with Shami Kabab (Average Quality)	Each	80.00	87.56	73.19	72.26	80.00	76.52	60.00
Chicken Roast (Full) (Average Quality)	Each	727.90	716.28	732.95	1150.00	869.28	600.00	500.00
Seekh Kabab (Beef) (Average Quality)	1 Dozen	779.15	804.85	731.86	725.51	720.00	757.96	360.00
Marriage Hall Charges with Furniture	Per Head	213.20	242.68	213.12	250.00	150.00	113.24	80.00
Marriage Hall Service Charges with Food (Average Meal)	Per Head	893.86	1074.80	532.80	768.52	682.92	1132.37	400.00
Government Hostel Accommodation Fee for Intermediate College per Student	Per Month	1308.91	2397.29	500.00	1667.00	10.00	10.00	0.00
Private Hostel Accommodation Fee for Intermediate College per Student	Per Month	9961.41	10429.37	5328.01	5245.58	1000.00	3500.00	0.00
Hair Cut Charges for Men	Per Cut	165.41	188.65	175.44	141.27	150.00	63.16	100.00
Hair Style Charges (at Average Beauty Parlor)	Per Style	453.62	521.46	466.08	430.89	382.59	350.00	200.00
Shaving Charges	Per Shave	110.35	106.27	106.27	61.02	50.00	43.09	70.00
Electric Hair Straightener (PHILIPS)	Each	6726.43	6700.53	6162.24	3500.00	5000.00	1332.51	4000.00
Toilet Soap LUX 75 gm	Each	48.21	48.21	48.21	48.21	45.00	58.00	45.00
Toilet Soap LIFEBUOY 115 gm	Each	54.25	54.25	54.25	56.35	51.00	54.25	55.00
Tooth Paste COLGATE 75 gm	Each	125.00	125.00	120.00	100.00	100.00	110.00	80.00
Tooth Brush (SHIELD)	Each	80.00	80.00	80.00	65.00	69.52	55.00	60.00
Hair Color (KALA KOLA)	Tube	160.00	160.00	180.00	160.00	160.00	160.00	160.00
Hair Removing Cream (EU-Cream) 30ml Tube	Each	90.00	90.00	90.00	85.00	90.00	85.00	85.00
Shaving Cream (TOUCHME large/ADMIRAL)	Tube	80.00	80.00	80.00	85.00	90.00	80.00	80.00
Blade Treet Ordinary (10 no. Packet)	Each	50.00	50.00	55.00	50.00	40.00	48.00	50.00
Disposable Razor Gillette Blue II	Each	67.29	67.04	68.29	65.00	70.00	60.00	50.00
Shampoo Sun silk/Pantene 90 ml Bottle	Each	123.75	123.75	123.75	120.00	110.00	113.24	110.00
Lipstick Swiss Miss/Medora (Medium)	Each	180.00	180.00	180.00	180.00	160.00	150.00	150.00
Nail Polish Swiss Miss/Medora (Medium)	Each	175.00	175.00	175.00	175.00	110.00	100.00	100.00
Perfume Medium Size Broche/Medora	Each	300.00	300.00	300.00	330.00	373.30	150.00	250.00
Face Cream Ponds Medium Size (Cold)	Each	170.00	170.00	170.00	140.00	130.00	145.00	175.00
Talcum Powder Viceroy/Black Cat Large Size	Each	240.00	240.00	240.00	220.00	240.00	240.00	200.00
Hair Oil (Kala Kola hair tonic)	200 ml	280.00	280.00	280.00	280.00	250.00	250.00	250.00
Tissue Paper Perfumed Box 100 napkins	Each	150.00	150.00	150.00	195.00	170.00	140.00	160.00
Pampers (Medium Size)	S.Packet	384.94	397.29	396.64	430.00	477.74	430.00	450.00
Gold Tezabi 24 Carett	10 gm	98080.00	98080.00	98080.00	99110.00	97737.00	96193.00	98160.00
Silver Tezabi 24 Carett	10 gm	1444.64	1444.16	1426.66	1286.00	1217.00	1240.00	1285.00
Wall Clock Quartz (Average Quality)	Each	875.75	888.91	766.31	941.57	666.26	631.64	500.00
Artificial Jewelry (Locket Set) (Average Quality)	Each	669.36	719.50	1233.11	377.19	731.86	464.16	600.00
Suitcase Ragzine (24"x16"x6") (Average Quality)	Each	3550.92	3582.25	3566.35	1203.69	1449.43	1232.45	1800.00
Trunk Medium Size (Average Quality)	Each	3277.74	3140.37	3131.89	2200.71	2000.00	2232.84	2500.00
Purse Ladies Medium Size (Average Quality)	Each	894.31	959.83	716.28	1400.89	861.77	932.17	600.00

7.10 Intercity Consumer Prices (Urban)
October, 2021

Description	Unit	Faisalabad	Jhang	Multan	D.G. Khan	Vehari
Wheat	10 kg	592.50	500.00	547.49	533.20	510.00
Wheat Flour (Fine/Superior Quality)	1 kg	70.99	70.00	75.00	65.00	66.63
Wheat Flour (Average Quality)	1 kg	55.00	60.00	55.00	60.00	56.62
Wheat Flour Bag	20 kg	1100.00	1100.00	1100.00	1100.00	1100.00
Suji	1 kg	80.00	80.00	75.47	80.00	78.30
Vermicelli (Packet)	1 kg	120.00	120.00	128.59	120.00	100.00
Besan	1 kg	133.25	140.00	140.55	140.00	146.59
Rice Basmati (Superior Quality)	1 kg	143.26	150.00	153.12	160.00	156.59
Rice Basmati 385/386	1 kg	86.53	85.00	107.40	100.00	78.08
Rice Basmati Broken (Average Quality)	1 kg	100.00	100.00	102.06	110.00	100.00
Rice IRRI-6/9 (Sindh/Punjab)	1 kg	70.00	60.00	57.17	60.00	63.29
Bread plain (Medium Size)	Each	65.00	60.00	65.00	60.00	60.00
Rusk (Papay) (Average Quality)	1 kg	250.00	242.64	303.62	280.00	336.54
Biscuit Bakery (Loose, Average Quality)	250 gm	107.72	110.00	131.58	100.00	133.25
Samosa (Vegetable, Average Quality)	Each	40.00	20.00	20.00	15.00	18.17
Nimko (Loose, Average Quality)	250 gm	76.52	100.00	90.58	70.00	83.20
Beef with Bone (Average Quality)	1 kg	531.33	550.00	550.00	450.00	450.00
Mutton (Average Quality)	1 kg	1200.00	1000.00	1100.00	900.00	850.00
Chicken Farm Broiler (Live)	1 kg	252.50	239.00	250.00	248.00	231.00
Fish Rahu (Medium Size)	1 kg	359.73	360.00	265.43	306.52	344.96
Milk fresh (Un-boiled)	1 Litre	103.23	90.00	103.23	90.00	90.00
Milk Tetra Pack 1 Litre (MILK PAK/HALEEB/OLPERS)	Each	160.00	160.00	160.00	160.00	170.00
Curd	1 kg	113.24	100.00	121.07	120.00	93.22
LACTOGEN 400 gm Packet	Each	670.00	620.00	620.00	620.00	640.00
Powdered Milk NIDO 390 gm Polybag	Each	500.00	500.00	480.00	480.00	520.00
Eggs Farm	Dozen	160.33	160.00	153.82	160.00	159.00
Butter Local Packed 50 gm	Each	45.00	40.00	40.00	50.00	45.00
Mustard Oil (Average Quality)	1 kg	330.00	320.00	341.10	320.00	320.00
Cooking Oil DALDA or Other Similar Brand (SN), 5 Litre Tin	Each	1745.00	1745.00	1745.00	1745.00	1745.00
Vegetable Ghee DALDA/HABIB 2.5 kg Tin	Each	885.00	885.00	885.00	945.00	885.00
Vegetable Ghee DALDA/HABIB or Other superior Quality 1 kg Pouch	Each	346.00	360.00	361.00	346.00	346.00
Almonds (Badam) Kaghazi with Shell (Average Quality)	1 kg	716.28	700.00	756.64	700.00	765.17
Groundnuts (Moong Phali) with shell	1 kg	300.00	240.00	270.93	260.00	226.47
Kinnu (Average Quality)	1 Dozen	0.00	0.00	0.00	0.00	0.00
Apple (Average Quality)	1 kg	138.16	160.00	183.76	150.00	166.60
Peach (Average Quality)	1 kg	0.00	0.00	0.00	0.00	0.00
Grapes (Angoor) (Average Quality)	1 kg	215.44	240.00	351.31	250.00	343.20
Bananas (Kela) Local	1 Dozen	53.13	60.00	78.82	46.42	50.00
Mango Kalmi (Average Quality)	1 kg	0.00	0.00	0.00	0.00	0.00
Guava (Amrood) (Average Quality)	1 kg	106.27	80.00	133.72	0.00	76.52
Watermelon (Turbooz)	1 kg	0.00	0.00	0.00	0.00	0.00
Muskmelon (Kharbuza)	1 kg	0.00	0.00	0.00	0.00	0.00
Pulse Masoor (Washed)	1 kg	160.50	180.00	168.79	180.00	190.00
Pulse Moong (Washed)	1 kg	117.00	160.00	137.56	160.00	176.60
Pulse Mash (Washed)	1 kg	220.50	240.00	221.09	240.00	300.00
Pulse Gram	1 kg	123.00	140.00	135.46	150.00	156.59
Gram Whole Black (Average Quality)	1 kg	131.61	130.00	140.00	140.00	153.26
Gram Whole Yellow (Average Quality)	1 kg	146.59	130.00	177.73	200.00	193.10
Beans Red/White (Lobia)	1 kg	206.46	220.00	290.94	240.00	280.00
Potatoes	1 kg	63.98	70.00	65.65	60.00	66.49
Chips (Loose)	250 gm	79.15	100.00	83.74	0.00	68.29
Onions	1 kg	50.00	50.00	52.07	50.00	50.00
Tomatoes	1 kg	70.00	60.00	70.88	60.00	56.46
Turnip (Shalgham)	1 kg	74.84	70.00	92.83	80.00	80.00
Radish (Mooli)	1 kg	30.00	20.00	63.42	60.00	46.42
Cauliflower (Phool Gobhi)	1 kg	73.19	70.00	80.00	60.00	76.52
Bottlegourd (Loki)	1 kg	63.16	60.00	75.39	60.00	43.09
Lady Finger (Bhindi)	1 kg	93.22	80.00	94.73	80.00	73.19
Peas (Matar)	1 kg	0.00	0.00	0.00	0.00	0.00
Spinach (Paalak)	1 kg	30.00	30.00	29.57	20.00	18.17

Contd.

7.10 Intercity Consumer Prices (Urban)
October, 2021

Description	Unit	Faisalabad	Jhang	Multan	D.G. Khan	Vehari
Tinda	1 kg	123.24	0.00	240.00	80.00	60.00
Turai	1 kg	80.00	80.00	87.94	80.00	100.00
Karela	1 kg	86.18	100.00	102.05	80.00	92.83
Chilies (Green)	250 gm	30.00	25.00	33.02	20.00	41.60
Carrot (Gajar)	1 kg	0.00	0.00	0.00	0.00	0.00
Cucumber (Kheera)	1 kg	50.00	60.00	60.00	50.00	50.00
Lemon	250 gm	20.00	25.00	30.00	20.00	30.00
Garlic (Lehsun)	1 kg	280.00	280.00	280.00	240.00	276.63
Sugar Refined	1 kg	99.74	105.00	94.75	90.00	100.99
Gur (Average Quality)	1 kg	150.00	120.00	136.58	130.00	140.00
Honey MARHABA Bottle 500 gm	Each	450.00	450.00	500.00	500.00	450.00
Sweetmeat (Mixed Mithai)	1 kg	365.93	350.00	440.00	340.00	446.64
Ice Cream Walls Cup (Large Size)	Each	55.00	60.00	60.00	60.00	60.00
Cumin seed (Zeera) White NATIONAL 50 gm Packet	Each	75.00	75.00	75.00	75.00	70.00
Pepper Black NATIONAL 50 gm Packet	Each	120.00	110.00	120.00	110.00	120.00
Coriander Seed Powder NATIONAL 200 gm Packet	Each	180.00	180.00	180.00	180.00	180.00
Cardamom Large (Loose) (Average Quality)	50 gm	200.00	120.00	118.85	120.00	153.26
Cardamom Small (Average Quality)	50 gm	350.00	450.00	284.32	250.00	382.59
Salt Powdered (NATIONAL/SHAN) 800 gm Packet	Each	30.00	30.00	30.00	35.00	35.00
Chilies Powder NATIONAL 200 gm Packet	Each	380.00	380.00	345.00	380.00	380.00
Turmeric Powder NATIONAL 50 gm Packet	Each	40.00	40.00	40.00	40.00	40.00
Tomato Ketchup MITCHELLS/NATIONAL 1 kg Polybag	Each	250.00	200.00	246.62	250.00	260.00
Pickle MITCHELLS/NATIONAL Bottle (340 gm-400 gm)	Each	195.00	140.00	160.00	180.00	160.00
Ginger (Adrak)	500 gm	184.93	280.00	149.64	160.00	136.58
Custard Powder RAFHAN 300 gm Packet	Each	100.00	100.00	100.00	100.00	100.00
Tea Lipton Yellow Label 190 gm Packet	Each	250.00	230.00	250.00	230.00	230.00
Cold Drink (PEPSI/COCA-COLA) 1.5 Liter Bottle	Each	120.00	110.00	110.00	110.00	100.00
Fruit Juice Small Packet 250 ml	Each	21.54	25.00	28.23	20.00	20.00
Mineral Water NESTLE 1.5 Liter	Each	60.00	60.00	60.00	60.00	60.00
JAM-E-SHIREEN Standard Size (800 ml)	1 Bottle	280.00	280.00	280.00	280.00	280.00
Cigarettes Capstan 20'S Packet	Each	80.00	80.00	80.00	80.00	80.00
Cigarettes Gold Leaf 20'S Packet	Each	180.00	180.00	180.00	180.00	180.00
Pan Prepared (Sweet with Beetle Nuts)	Each	35.00	30.00	41.60	30.00	40.00
Long Cloth 57" Gul Ahmed/Al Karam	1 Metre	315.82	500.00	394.00	465.00	350.00
Shirting (Average Quality)	1 Metre	215.44	700.00	250.00	350.00	416.02
Pant Cloth Wash & Wear (Average Quality)	1 Metre	531.33	800.00	385.64	616.22	782.97
Lawn Printed Gul Ahmed/Al Karam	1 Metre	365.93	525.00	478.00	506.58	441.51
Georgette (Average Quality)	1 Metre	155.77	400.00	142.04	230.00	315.82
Linen, Ladies (Average Quality)	1 Metre	200.00	400.00	310.00	230.00	246.62
Heavy Weight Suiting LAWRANCE PUR (Average Quality)	1 Metre	2232.84	2800.00	1850.00	2295.77	0.00
Full Pant Boy Length 24"/26"	Each	800.00	1000.00	637.70	600.00	782.97
Shirt Boy Length 24"/26"	Each	566.19	1000.00	597.75	566.19	682.92
School Uniform Boys (Pant & Shirt) 24"/26"	Suit	932.17	1060.00	721.03	800.00	766.31
School Uniform Girls (Kameez & Shalwar) 24"/26"	Suit	1000.00	1100.00	653.71	816.33	666.26
Awami Suit Gents Wash & Wear (Average Quality)	Suit	1732.70	2200.00	1413.08	2064.56	1930.98
Women Shalwar Kameez (Average Quality)	Suit	2032.02	3000.00	1334.73	1875.78	2000.00
Pullover Gents Oxford/Bonanza	Each	4000.00	4000.00	5190.00	4660.85	4880.00
Pullover Ladies Oxford/Bonanza	Each	3911.96	3700.00	3790.00	4308.87	3000.00
Pullover Gents (Average Quality)	Each	880.68	1400.00	1678.44	1327.61	2064.56
Tailoring Charges Shirt (Men)	Each	700.00	550.00	496.53	500.00	531.33
Tailoring Charges Pant (Men)	Each	1200.00	800.00	694.51	932.17	1200.00
Tailoring Charges Awami Suit (Male)	Suit	1000.00	700.00	798.79	600.00	748.89
Tailoring Charges Simple Suit (Female)	Suit	700.00	600.00	589.52	616.22	516.14
Underwear Medium Size (Average Quality)	Each	150.00	305.00	232.26	230.00	206.46
Vest "Baniyan" for Men Average Quality	Each	188.60	245.00	160.94	160.00	143.26
Brassier (Average Quality)	Each	265.66	650.00	169.74	300.00	213.12
Socks Nylon Local (Average Quality)	Pair	73.19	150.00	98.84	150.00	106.27
Dopatta Geogette (Average Quality)	Each	315.82	800.00	265.66	416.02	416.02
Dopatta Cotton (Average Quality)	Each	265.66	550.00	222.40	315.82	315.82
Chaddar (Wash-n-Wear) (2x2.5 Meter)	Each	531.33	900.00	451.39	430.89	616.22
Washing Charges Pant and Shirt Both	Each	114.47	120.00	145.39	100.00	106.27

Contd.

7.10 Intercity Consumer Prices (Urban)
October, 2021

Description	Unit	Faisalabad	Jhang	Multan	D.G. Khan	Vehari
Dry Cleaning Charges Pant Coat Both	Suit	466.08	450.00	468.82	400.00	466.08
Washing Charges Shalwar Kameez	Suit	106.27	130.00	103.27	100.00	112.92
Gents Shoes Paul Bata	Pair	2199.00	2199.00	2199.00	2199.00	2199.00
Gents Sandal Bata	Pair	1199.00	1199.00	1199.00	1199.00	1199.00
Gents Sponge Chappal Bata	Pair	249.00	249.00	249.00	299.00	279.00
Ladies Sandal Bata	Pair	599.00	599.00	599.00	599.00	599.00
Ladies Sponge Chappal Bata	Pair	199.00	199.00	199.00	199.00	199.00
Children Shoes Power Lite Bata	Pair	1499.00	1499.00	1499.00	1499.00	1499.00
Gents Shoes Servis	Pair	1499.00	1499.00	1499.00	1499.00	1499.00
Cheetah 50 Size 3-5 Servis	Pair	1799.00	1799.00	1799.00	1799.00	1799.00
Shoe Repair Full Sole	Pair	215.44	130.00	258.23	100.00	165.10
Shoe Polish Charges	Pair	30.00	30.00	25.80	26.21	20.00
House Rent Combined	Quarterly	8136.00	5798.00	7822.00	6874.00	8182.00
Synthetic Enamel ICI Balti 3.64 Litre	Each	3265.00	2700.00	3740.00	3740.00	3740.00
Cement (Local) 50 kg Bag	Each	700.00	700.00	699.95	720.00	696.65
Bricks New 1st Class	1000 No.	10000.00	9300.00	9232.85	7000.00	6162.24
Cement Blocks (6"x8"x12")	100 No.	0.00	5040.00	0.00	0.00	0.00
Bajri	100 cu ft	7000.00	5500.00	4932.42	3500.00	7398.64
Sand (Black Pit)	100 cu ft	3500.00	2100.00	2283.02	2732.93	3761.00
Iron Bars (M.S. BAR) 1/2 " 40 Grade	I Ton	172000.00	155000.00	178000.00	166000.00	175000.00
Painter Wage Rate	Per Day	1200.00	1200.00	1096.96	1032.28	965.49
Mason Wage Rate	Per Day	1332.51	1200.00	1300.00	1032.28	965.49
Unskilled Labor Wage Rate	Per Day	861.77	700.00	800.00	600.00	630.17
Plumber Wage Rate	Per Day	1000.00	1200.00	1300.00	1032.28	1000.00
Electrician Charges	Per Point	140.00	170.00	124.90	86.53	100.00
Water Charges Per House	Monthly	99.06	70.00	84.34	75.00	50.00
Charges for Refuse/Waste Collection	Monthly	135.33	300.00	50.00	0.00	0.00
Electricity Charges upto 50 Units	Per Unit	6.57	6.57	6.57	6.57	6.57
Electricity Charges 51-100 Units	Per Unit	11.84	11.84	11.84	11.84	11.84
Electricity Charges 101-300 Units	Per Unit	14.29	14.29	14.29	14.29	14.29
Electricity Charges 301-700 Units	Per Unit	15.78	15.78	15.78	15.78	15.78
Electricity Charges Above 700 Units	Per Unit	23.67	23.67	23.67	23.67	23.67
Electricity Charges Combined	Per Unit	14.43	14.43	14.43	14.43	14.43
Gas Charges upto 3.3719 MMBTU	MMBTU	141.57	141.57	141.57	141.57	141.57
Gas Charges 3.3719 - 6.7438 MMBTU	MMBTU	162.00	162.00	162.00	162.00	162.00
Gas Charges 6.7438 - 10.1157 MMBTU	MMBTU	351.00	351.00	351.00	351.00	351.00
Gas Charges 10.1157 - 13.4876 MMBTU	MMBTU	555.10	555.10	555.10	555.10	555.10
Gas Charges Above 13.4876 MMBTU	MMBTU	1141.26	1141.26	1141.26	1141.26	1141.26
Gas Charges Combined	MMBTU	470.23	470.23	470.23	470.23	470.23
LPG 11.67 kg Cylinder	Each	2100.00	2000.00	2206.66	2099.60	2133.20
Firewood Whole	40 kg	800.00	600.00	782.98	516.14	598.61
Chair Sheesham Wood with Arm	Each	3500.00	2800.00	2477.42	3226.86	3397.00
Chair Plastic (Chairman) (Average Quality)	Each	1200.00	1000.00	700.00	700.00	930.00
Central Table Set with Glass Top	Set	8000.00	14000.00	7217.97	12657.73	9830.48
Sofa Set Five Seater	Set	25000.00	23000.00	19205.97	22239.80	23328.62
Dining Table wit Glass Top and Six Chairs (Average Quality)	Set	36593.06	50000.00	35453.96	38258.62	47622.03
Cot Iron (Charpai)	Each	2656.65	2400.00	2500.00	2922.46	2266.17
Steel Almirah	Each	14000.00	10500.00	8000.00	18643.40	16494.95
Mattress Foam Single Bed Molty/Diamond (4" Thick)	Each	6900.00	8800.00	9500.00	8230.78	9000.00
Tube Light Philips 40 Watt	Each	250.00	230.00	240.00	240.00	250.00
Energy Saver Philips 14 Watt	Each	165.00	150.00	200.00	180.00	165.00
Plain Carpet	1 sq ft	60.00	40.00	25.51	25.00	24.65
Readymade Quilt (3 kg)	Each	1332.51	1500.00	1163.13	631.64	1649.49
Blanket Single (SN)	Each	5244.04	2000.00	2829.97	2466.21	3659.31
Bed Sheet Single (Superior Quality)	Each	1000.00	750.00	674.54	1292.66	849.02
Bed Sheet Double with two Pillow Covers (Superior Quality)	Set	1800.00	2000.00	1280.32	2131.20	1649.49
Towel Medium Size (3' x 2')	Each	315.82	350.00	287.61	300.00	279.65
Ceiling Fan 56" Pak/Younas/Millat	Each	5313.29	4200.00	5695.00	5095.00	5295.00
Refrigerator Dawlance/Pel 10 Cubic feet Double Door	Each	37500.00	39000.00	42850.00	38000.00	44166.04
Split Air Conditioner Orient/LG/Dawlance 1.5 Ton	Each	70000.00	80000.00	76200.00	85000.00	55000.00
Air Cooler Super Asia ECM-4000/JC-1000	Each	15326.19	16000.00	15000.00	18000.00	18100.00

Contd.

7.10 Intercity Consumer Prices (Urban)
October, 2021

Description	Unit	Faisalabad	Jhang	Multan	D.G. Khan	Vehari
Washing Machine with Spinner (Super Asia or Similar Brand) (SN)	Each	19500.00	20000.00	20500.00	18600.00	22100.00
Sewing Machine (SN) Without Cover	Each	9000.00	9500.00	8300.00	9650.00	8895.08
Geyser Super Asia Large Size 30 Gallons (Gas)	Each	21665.39	29000.00	31400.00	29500.00	24328.81
Electric Iron Dry (National/West Point)	Each	2032.02	2500.00	3250.00	2500.00	4250.00
Frying Pan Non-stick Medium Size Sonex	Each	482.74	750.00	671.77	531.33	532.80
Water Set (OMROC) 6 Glasses + jug	Set	716.28	1000.00	767.82	600.00	632.89
Tea Set Pakistani (China-Ware) Set of 21 Pieces	Set	3158.18	4000.00	4097.60	3158.18	3865.53
Dinner Set Plastic 72 Pieces Super Quality	Set	10626.59	8700.00	6580.78	6000.00	6764.55
Bucket (Balti) Plastic Medium Size	Each	491.29	450.00	409.38	400.00	416.02
Lota Plastic Medium Size (Average Quality)	Each	63.16	60.00	94.40	63.16	93.22
Water Pump Golden Monoblock/Donkey 0.5 H.P	Each	8320.34	5000.00	8500.00	6000.00	0.00
Sufi Washing Soap 250 gm Cake	Each	65.00	60.00	74.00	60.00	65.00
Surf Excel 500 gm Polybag	Each	170.00	170.00	170.00	160.00	170.00
Express Washing Powder 1 KG Polybag	Each	230.00	220.00	230.00	210.00	230.00
Cleanser Powder Vim 900 gm Polybag	Each	82.00	85.00	91.14	80.00	85.00
Finis 400 ml Bottle	Each	270.00	250.00	230.00	250.00	224.00
Phenyl Tyfon/Finis 2.75 Litre Bottle	Each	210.00	190.00	180.00	250.00	213.12
Harpic 500 ml Bottle	Each	249.00	249.00	249.00	250.00	250.00
Boot Polish Cherry/KIWI 42 ml	Each	250.00	210.00	210.00	210.00	210.00
Robin Blue Liquid 75 ml Bottle	Each	90.00	90.00	90.00	95.00	95.00
Match Box	Each	3.00	3.00	4.64	3.00	3.00
Household Servant Female Part Time	Per Month	2656.65	3000.00	1817.12	1650.96	1500.00
Septran Tablets	10 No.	35.00	33.00	33.90	33.90	33.90
Panadol Tablets Plain	10 No.	17.00	17.00	17.00	15.60	17.00
Flagyl Tablets 400 mg	10 No.	22.85	22.00	22.24	22.20	22.20
Ventolin Tablets 2 mg	10 No.	13.20	13.20	14.55	14.60	14.60
Daonil Tablets 5 mg	10 No.	23.00	23.33	23.87	23.90	23.63
Entox Tablets	10 No.	17.00	18.90	18.93	17.20	18.90
CAC 1000 Tablets Sandoz Bottle	Each	180.00	182.00	180.00	180.00	180.00
Amoxil Capsule 250 mg	10 No.	48.00	43.10	48.43	48.40	48.40
Lederplex Syrup Bottle	Each	78.00	77.00	77.93	77.93	77.93
Phenergan Syrup 120 ml Bottle	Each	50.00	49.00	49.89	49.89	49.89
Calpol Syrup 100 ml Bottle	Each	66.00	69.00	69.54	69.54	69.94
Hydryllin Syrup 120 ml Bottle	Each	69.00	69.00	69.00	69.00	69.00
Inderal Tablets 10 mg	10 No.	19.00	19.80	19.65	19.70	19.70
Betnovate-N Ointment 10 gm Tube	Each	39.50	36.00	39.60	36.00	39.59
Johar Joshanda Instant (Sachet) Packet	Each	12.00	12.00	12.00	10.00	12.00
Glaxose-D 400 gm Packet	Each	160.00	160.00	160.00	160.00	160.00
Dettol Medium Bottle	Each	210.00	210.00	210.00	210.00	210.00
Electronic BP Checking Apparatus	Each	2900.00	2200.00	3482.66	2850.00	3099.18
Glucometer	Each	1864.34	1000.00	3000.00	2300.00	3065.24
Doctor (MBBS) Clinic Fee	Per Patient	300.00	500.00	218.13	200.00	228.94
Gynecologist Fee Per Visit	Per Patient	430.89	700.00	505.63	482.74	594.39
Dental Surgeon Fee Per Visit	Per Patient	500.00	500.00	406.32	466.08	421.72
Dental Extraction Fee	Per Tooth	800.00	1000.00	572.69	466.08	908.56
Urine Test (DR) Charges	Per Test	315.82	100.00	146.59	100.00	100.00
Blood Test (CP) Charges	Per Test	648.08	250.00	456.08	363.42	365.93
Sugar Test (Random/Fasting) Charges of Both	Per Test	215.44	100.00	149.67	150.00	60.00
ECG Charges	Per Test	330.19	300.00	310.23	330.19	200.00
X-RAY (Chest) Charges	Per X-ray	457.89	600.00	347.60	466.08	416.02
Ultrasound Abdominal	Per Test	355.69	700.00	473.36	464.16	500.00
Physiotherapist Fee Per Visit	Per Patient	355.69	400.00	528.84	464.16	600.00
Cost of Surgery (C-Section)	Per Case	18643.40	25000.00	23452.08	16640.67	13658.40
Car Suzuki 800 cc Without AC	Each	999000.00	923000.00	846500.00	1198000.00	923000.00
Car Suzuki 1000 cc	Each	1610000.00	1870000.00	1670000.00	1970000.00	1780000.00
Car Toyota 1300 cc Xli	Each	2533000.00	2558000.00	2654000.00	2538000.00	0.00
Car Honda Civic Turbo 1.5 VTEC	Each	0.00	0.00	4762500.00	0.00	0.00
Motorcycle Honda CD 70	Each	90900.00	90900.00	90900.00	90900.00	90900.00
Motorcycle United/Unique 70 cc	Each	59500.00	52000.00	59500.00	53000.00	56500.00
Bicycle	Each	9500.00	10000.00	13000.00	10000.00	11500.00
Tire Motorcycle CD 70 (Back Wheel)	Each	1550.00	1100.00	1465.00	1250.00	1369.71

Contd.

7.10 Intercity Consumer Prices (Urban)
October, 2021

Description	Unit	Faisalabad	Jhang	Multan	D.G. Khan	Vehari
Tire Car Mehran Tubeless (General)	Each	5000.00	4300.00	4700.00	4300.00	4365.66
Petrol Super	Per Litre	132.55	132.55	132.55	132.55	132.55
Hi-Speed Diesel	Per Litre	128.26	128.26	128.26	128.26	128.26
CNG	1 kg/1 Ltr	125.99	124.00	123.77	113.90	123.99
Mobil Oil (Havoline 20w-50)	4 Litres	2690.00	2560.00	2604.00	2650.00	2450.00
Motorcycle Service Charges	Each	165.10	90.00	100.00	120.00	114.47
Car Service Charges	Each	315.82	400.00	335.33	250.00	430.89
Tire Car Puncture Charges	Each	100.00	80.00	100.00	100.00	106.27
Car Tax 800 cc to 1500 cc	Per Year	2775.00	2775.00	2775.00	2775.00	2775.00
Train Fare Economy per Person	Per km	1.09	1.09	1.09	1.09	1.09
Train Fare AC Sleeper per Person	Per km	4.71	4.71	4.71	4.71	4.71
Train Fare AC Lower per Person	Per km	2.59	2.59	2.59	2.59	2.59
Train Fare Business Class per Person	Per km	2.93	2.93	2.93	2.93	2.93
Auto Rickshaw Fare	Minimum	61.56	50.00	50.00	80.00	50.00
Taxi Four Seater Fare	Minimum	60.00	0.00	100.00	0.00	0.00
Bus Fare Minimum Within City	Per Ticket	21.40	0.00	10.00	0.00	0.00
Bus Fare Maximum Within City	Per Ticket	50.00	0.00	30.00	0.00	0.00
Bus Fare Outside City (non AC)	Per km	1.10	1.48	1.20	1.30	1.66
Bus Fare Outside City (AC)	Per km	1.74	2.63	1.80	1.50	2.61
Mini Bus Fare Minimum Within City	Per Ticket	0.00	0.00	9.00	0.00	0.00
Mini Bus Fare Maximum Within City	Per Ticket	0.00	0.00	21.00	0.00	0.00
Suzuki Fare Minimum Within City	Per Ticket	25.00	15.00	0.00	0.00	0.00
Suzuki Fare Maximum Within City	Per Ticket	31.58	20.00	0.00	0.00	0.00
Air Fare Economy Class Per Kilometer (National Average)	Per Person	19.87	19.87	19.87	19.87	19.87
Courier Charges Minimum Within Zone Outside City (TCS)	Per Envelope	250.00	200.00	200.00	200.00	200.00
Mobile Set with Rear Camera and Without Touch Screen	Each	2200.00	3800.00	4029.89	2865.14	3800.00
Telephone Call Charges	Per Minute	1.79	1.79	1.79	1.79	1.79
Internet Charges (DSL) 1 MB (Unlimited)	Per Month	2184.35	2184.35	2184.35	2184.35	2184.35
Mobile Call Charges	Per Unit	2.99	2.99	2.99	2.99	2.99
LED Sony/Samsung 32" Colored	Each	37000.00	33000.00	38000.00	40621.95	39999.00
Personal Computer with LED Monitor (17") DELL/HP/ACER CORE i5	Each	78000.00	55000.00	0.00	0.00	0.00
Laptop DELL/HP/ACER Core i5, Display (14'-15')	Each	88000.00	75000.00	110000.00	69880.75	0.00
Recreational Park Charges (Minimum Playland Ticket)	Per Person	20.00	0.00	23.42	0.00	0.00
Cable Charges	Per Month	300.00	300.00	300.00	350.00	400.00
English Book Class VI	Each	82.00	93.00	93.00	93.00	98.00
English Book Class IX and X	Each	137.00	157.00	157.00	147.00	157.00
English Book Class XI Complete Set	Each	82.00	103.00	103.00	87.00	103.00
English Book BA/B.SC	Each	178.00	240.00	210.00	190.00	190.00
Urdu Book Class V (Text Book Board)	Each	62.00	70.00	101.00	70.00	101.00
Urdu Book Class IX and X (Text Book Board)	Each	148.00	169.00	169.00	169.00	169.00
Urdu Book Class XI/Inter	Each	55.00	64.00	64.00	55.00	64.00
Urdu Book BA/B.SC	Each	325.00	200.00	145.00	312.00	250.00
Mathematics Book Class V (Text Book Board)	Each	83.00	94.00	109.00	94.00	109.00
Mathematics Book Class IX and X (Text Book Board)	Each	241.00	282.00	282.00	267.00	324.00
Mathematics Book Class XI (Text Book Board)	Each	162.00	183.00	183.00	162.00	182.00
Newspaper Daily Dawn	Each	25.00	25.00	25.00	25.00	25.00
Newspaper Daily Jang	Each	20.00	20.00	20.00	20.00	20.00
Akhbar-e-Jehan Weekly	Each	70.00	70.00	70.00	70.00	70.00
MAG THE WEEKLY (Magazine)	Each	50.00	50.00	50.00	50.00	50.00
Exercise Book (with Lines) 80 to 100 Pages	Each	86.18	80.00	40.00	80.00	56.46
Lead Pencil Goldfish	Each	10.00	10.00	10.00	10.00	10.00
Pen Ink Dollar 57 ml Bottle	Each	25.00	30.00	35.00	30.00	30.00
Photostat Paper 70 gm	Packet	630.00	620.00	513.18	700.00	570.00
Ballpoint Pen Local	Each	10.00	10.00	10.00	10.00	10.00
Private School Fee English Medium Average Standard (Class I)	Per Month	3065.24	2200.00	3044.09	2239.51	1811.03
Private School Fee English Medium Average Standard (Class V)	Per Month	3065.24	2200.00	3311.74	2454.32	1811.03
Private School Fee English Medium Average Standard (Class VI)	Per Month	3065.24	2200.00	3552.64	2688.84	1910.03
Private School Fee English Medium Average Standard (Class X)	Per Month	3065.24	2500.00	3980.17	3324.70	2189.47
Government College Fee First Year	Per Month	50.00	50.00	50.00	50.00	50.00
Private College Fee First Year	Per Month	3500.00	1233.00	6631.76	3000.00	4305.28
Coaching Fee for Class IX/X Science Group	Per Subject	1400.00	500.00	387.01	500.00	2000.00

Contd.

7.10 Intercity Consumer Prices (Urban)
October, 2021

Description	Unit	Faisalabad	Jhang	Multan	D.G. Khan	Vehari
Coaching Fee for Class XI/XII Science Group	Per Subject	2000.00	700.00	662.66	1500.00	2400.00
Coaching Fee for Class XI/XII Commerce Group	Per Subject	1500.00	700.00	662.66	1000.00	2500.00
Government University Fee M.S.c / M.A.	Per Month	734.00	150.00	1833.33	833.00	2236.29
Tuition Fee Private University M.Sc./M.A	Per Month	6200.00	0.00	7035.62	0.00	4002.50
Government Medical College/University Tuition Fee for MBBS (1st year)	Per Month	1338.00	0.00	1337.50	1250.00	0.00
Private Medical College/University Tuition Fee for MBBS (1st year)	Per Month	53500.00	0.00	79166.68	0.00	0.00
Government Engineering University Tuition Fee for BE (1st year)	Per Month	2500.00	0.00	3666.66	0.00	0.00
Private Engineering University Tuition Fee for BE (1st year)	Per Month	4950.00	0.00	20833.33	0.00	0.00
Vocational Training Basic Computer Short Course Fee (3 Months)	Per Course	6200.00	3000.00	4294.46	3158.18	1000.00
Bread Tandoori Standard Size	Each	8.00	8.00	8.20	6.00	6.32
Cooked Chicken at Average Hotel	Per Plate	200.00	150.00	126.58	106.27	112.92
Cooked Beef at Average Hotel	Per Plate	215.44	160.00	143.26	100.00	109.14
Cooked Daal at Average Hotel	Per Plate	100.00	100.00	68.65	60.00	80.00
Chicken Biryani Full/Double	Per Plate	162.96	220.00	139.51	112.92	199.33
Tea Prepared Ordinary	Per Cup	30.00	25.00	29.40	25.00	23.21
Pizza Chicken Medium Size (Average Quality)	Each	365.93	650.00	317.89	300.00	566.19
Burger with Shami Kabab (Average Quality)	Each	64.80	80.00	72.11	53.13	60.00
Chicken Roast (Full) (Average Quality)	Each	832.03	550.00	726.48	600.00	493.24
Seekh Kabab (Beef) (Average Quality)	1 Dozen	840.00	480.00	616.22	240.00	300.00
Marriage Hall Charges with Furniture	Per Head	365.93	150.00	146.35	110.00	125.00
Marriage Hall Service Charges with Food (Average Meal)	Per Head	1062.66	600.00	581.76	430.89	459.79
Government Hostel Accommodation Fee for Intermediate College per Student	Per Month	10.00	350.00	1400.00	1200.00	500.00
Private Hostel Accommodation Fee for Intermediate College per Student	Per Month	3000.00	4500.00	3324.70	4066.39	0.00
Hair Cut Charges for Men	Per Cut	86.18	100.00	124.14	66.49	143.01
Hair Style Charges (at Average Beauty Parlor)	Per Style	239.24	350.00	379.01	265.66	250.00
Shaving Charges	Per Shave	63.16	50.00	61.70	50.00	76.52
Electric Hair Straightener (PHILIPS)	Each	2500.00	2250.00	2950.00	2200.00	2500.00
Toilet Soap LUX 75 gm	Each	57.00	45.00	48.21	47.00	48.21
Toilet Soap LIFEBUOY 115 gm	Each	60.00	60.00	54.24	47.00	54.76
Tooth Paste COLGATE 75 gm	Each	110.00	80.00	100.00	110.00	100.00
Tooth Brush (SHIELD)	Each	90.00	75.00	43.97	60.00	45.00
Hair Color (KALA KOLA)	Tube	170.00	160.00	180.00	160.00	150.00
Hair Removing Cream (EU-Cream) 30ml Tube	Each	80.00	80.00	75.00	75.00	90.00
Shaving Cream (TOUCHME large/ADMIRAL)	Tube	90.00	85.00	80.00	80.00	80.00
Blade Treet Ordinary (10 no. Packet)	Each	40.00	45.00	45.00	50.00	40.00
Disposable Razor Gillette Blue II	Each	65.00	52.00	55.00	60.00	60.00
Shampoo Sun silk/Pantene 90 ml Bottle	Each	120.00	120.00	135.00	110.00	116.57
Lipstick Swiss Miss/Medora (Medium)	Each	180.00	140.00	180.00	180.00	176.60
Nail Polish Swiss Miss/Medora (Medium)	Each	115.00	135.00	175.00	100.00	90.00
Perfume Medium Size Broche/Medora	Each	330.00	230.00	180.00	180.00	326.63
Face Cream Ponds Medium Size (Cold)	Each	140.00	350.00	140.00	140.00	140.00
Talcum Powder Viceroy/Black Cat Large Size	Each	200.00	165.00	220.00	200.00	220.00
Hair Oil (Kala Kola hair tonic)	200 ml	250.00	230.00	280.00	250.00	280.00
Tissue Paper Perfumed Box 100 napkins	Each	150.00	105.00	180.00	165.00	150.00
Pampers (Medium Size)	S.Packet	750.00	350.00	420.00	350.00	450.00
Gold Tezabi 24 Carett	10 gm	97500.00	97736.00	98165.00	97700.00	96826.66
Silver Tezabi 24 Carett	10 gm	1451.33	1217.00	1220.00	1275.00	1228.50
Wall Clock Quartz (Average Quality)	Each	615.62	1200.00	485.03	531.33	695.21
Artificial Jewelry (Locket Set) (Average Quality)	Each	710.85	500.00	276.65	531.33	932.17
Suitcase Ragzine (24"x16"x6") (Average Quality)	Each	1398.81	1500.00	839.01	1263.27	1316.46
Trunk Medium Size (Average Quality)	Each	2064.56	1400.00	1183.09	1500.00	1300.00
Purse Ladies Medium Size (Average Quality)	Each	716.28	1200.00	1273.76	900.00	716.28

7.10 Intercity Consumer Prices (Urban)
October, 2021

Description	Unit	Sargodha	Mianwali	Bahawalpur	Bahawalnagar	R.Y. Khan
Wheat	10 kg	562.50	540.00	600.00	563.33	550.00
Wheat Flour (Fine/Superior Quality)	1 kg	75.00	65.00	70.00	70.33	70.00
Wheat Flour (Average Quality)	1 kg	65.00	57.00	60.00	61.33	65.00
Wheat Flour Bag	20 kg	1100.00	1100.00	1100.00	1100.00	1110.00
Suji	1 kg	80.00	80.00	71.63	70.00	80.00
Vermicelli (Packet)	1 kg	120.00	200.00	250.00	125.00	120.00
Besan	1 kg	150.00	150.00	153.26	160.00	140.00
Rice Basmati (Superior Quality)	1 kg	160.00	160.00	173.27	160.00	160.00
Rice Basmati 385/386	1 kg	90.00	100.00	153.26	100.00	120.00
Rice Basmati Broken (Average Quality)	1 kg	90.00	100.00	80.00	81.63	125.00
Rice IRRI-6/9 (Sindh/Punjab)	1 kg	90.00	60.00	70.00	90.00	60.00
Bread plain (Medium Size)	Each	65.00	70.00	65.00	60.00	60.00
Rusk (Papay) (Average Quality)	1 kg	280.00	320.00	376.66	280.00	250.00
Biscuit Bakery (Loose, Average Quality)	250 gm	120.00	100.00	143.26	120.00	135.00
Samosa (Vegetable, Average Quality)	Each	25.00	20.00	15.00	25.00	20.00
Nimko (Loose, Average Quality)	250 gm	80.00	80.00	78.30	100.00	110.00
Beef with Bone (Average Quality)	1 kg	513.25	500.00	466.08	450.00	400.00
Mutton (Average Quality)	1 kg	1100.00	1000.00	1032.28	866.35	800.00
Chicken Farm Broiler (Live)	1 kg	240.00	243.00	242.00	226.00	246.00
Fish Rahu (Medium Size)	1 kg	300.00	400.00	306.52	300.00	350.00
Milk fresh (Un-boiled)	1 Litre	90.00	85.00	90.00	91.64	90.00
Milk Tetra Pack 1 Litre (MILK PAK/HALEEB/OLPERS)	Each	165.00	160.00	165.00	165.00	160.00
Curd	1 kg	120.00	90.00	100.00	100.00	100.00
LACTOGEN 400 gm Packet	Each	630.00	640.00	620.00	640.00	640.00
Powdered Milk NIDO 390 gm Polybag	Each	500.00	490.00	490.00	510.00	490.00
Eggs Farm	Dozen	160.00	175.00	160.00	163.00	150.00
Butter Local Packed 50 gm	Each	50.00	70.00	95.00	55.00	40.00
Mustard Oil (Average Quality)	1 kg	320.00	320.00	363.30	350.00	320.00
Cooking Oil DALDA or Other Similar Brand (SN), 5 Litre Tin	Each	1730.00	1820.00	1820.00	1745.00	1775.00
Vegetable Ghee DALDA/HABIB 2.5 kg Tin	Each	885.00	880.00	925.00	885.00	887.00
Vegetable Ghee DALDA/HABIB or Other superior Quality 1 kg Pouch	Each	346.00	361.00	361.00	346.00	344.00
Almonds (Badam) Kaghazi with Shell (Average Quality)	1 kg	750.00	900.00	883.01	1000.00	800.00
Groundnuts (Moong Phali) with shell	1 kg	350.00	320.00	240.00	280.00	280.00
Kinnu (Average Quality)	1 Dozen	0.00	0.00	0.00	0.00	0.00
Apple (Average Quality)	1 kg	100.00	140.00	143.26	146.59	110.00
Peach (Average Quality)	1 kg	0.00	0.00	0.00	0.00	0.00
Grapes (Angoor) (Average Quality)	1 kg	159.40	180.00	329.70	246.62	150.00
Bananas (Kela) Local	1 Dozen	50.00	60.00	70.00	60.00	60.00
Mango Kalmi (Average Quality)	1 kg	0.00	0.00	0.00	0.00	0.00
Guava (Amrood) (Average Quality)	1 kg	80.00	80.00	100.00	86.53	80.00
Watermelon (Turbooz)	1 kg	0.00	0.00	0.00	0.00	0.00
Muskmelon (Kharbuza)	1 kg	0.00	0.00	0.00	0.00	0.00
Pulse Masoor (Washed)	1 kg	185.00	190.00	176.60	180.00	166.00
Pulse Moong (Washed)	1 kg	140.00	140.00	150.00	160.00	172.00
Pulse Mash (Washed)	1 kg	240.00	240.00	250.00	240.00	228.00
Pulse Gram	1 kg	130.00	140.00	150.00	150.00	135.00
Gram Whole Black (Average Quality)	1 kg	140.00	120.00	140.00	131.65	140.00
Gram Whole Yellow (Average Quality)	1 kg	163.27	160.00	175.00	180.00	155.00
Beans Red/White (Lobia)	1 kg	250.00	280.00	250.00	280.00	250.00
Potatoes	1 kg	52.51	50.00	60.00	80.00	40.00
Chips (Loose)	250 gm	130.00	60.00	70.00	96.55	120.00
Onions	1 kg	50.00	50.00	50.00	50.00	50.00
Tomatoes	1 kg	50.00	50.00	76.52	86.53	60.00
Turnip (Shalgham)	1 kg	80.00	60.00	120.00	0.00	60.00
Radish (Mooli)	1 kg	50.00	60.00	86.53	40.00	60.00
Cauliflower (Phool Gobhi)	1 kg	60.00	90.00	96.55	80.00	56.46
Bottlegourd (Loki)	1 kg	73.19	70.00	100.00	0.00	80.00
Lady Finger (Bhindi)	1 kg	80.00	90.00	106.27	80.00	80.00
Peas (Matar)	1 kg	0.00	0.00	0.00	0.00	0.00
Spinach (Paalak)	1 kg	33.02	40.00	33.02	30.00	20.00

Contd.

7.10 Intercity Consumer Prices (Urban)
October, 2021

Description	Unit	Sargodha	Mianwali	Bahawalpur	Bahawalnagar	R.Y. Khan
Tinda	1 kg	120.00	100.00	123.24	96.55	120.00
Turai	1 kg	0.00	80.00	100.00	76.52	80.00
Karela	1 kg	80.00	120.00	112.92	100.00	100.00
Chilies (Green)	250 gm	30.00	40.00	26.57	20.00	25.00
Carrot (Gajar)	1 kg	0.00	0.00	0.00	0.00	0.00
Cucumber (Kheera)	1 kg	43.09	60.00	63.16	60.00	80.00
Lemon	250 gm	25.00	40.00	30.00	25.00	20.00
Garlic (Lehsun)	1 kg	280.00	240.00	280.00	200.00	220.00
Sugar Refined	1 kg	90.00	107.00	90.00	105.00	110.00
Gur (Average Quality)	1 kg	140.00	150.00	140.00	130.00	140.00
Honey MARHABA Bottle 500 gm	Each	430.00	500.00	520.00	450.00	445.00
Sweetmeat (Mixed Mithai)	1 kg	366.55	360.00	578.50	400.00	450.00
Ice Cream Walls Cup (Large Size)	Each	60.00	50.00	60.00	60.00	55.00
Cumin seed (Zeera) White NATIONAL 50 gm Packet	Each	75.00	75.00	80.00	70.00	75.00
Pepper Black NATIONAL 50 gm Packet	Each	120.00	120.00	110.00	120.00	120.00
Coriander Seed Powder NATIONAL 200 gm Packet	Each	180.00	180.00	180.00	180.00	180.00
Cardamom Large (Loose) (Average Quality)	50 gm	160.00	120.00	173.27	150.00	150.00
Cardamom Small (Average Quality)	50 gm	350.00	300.00	346.63	450.00	400.00
Salt Powdered (NATIONAL/SHAN) 800 gm Packet	Each	30.00	35.00	30.00	50.00	30.00
Chilies Powder NATIONAL 200 gm Packet	Each	345.45	380.00	380.00	380.00	380.00
Turmeric Powder NATIONAL 50 gm Packet	Each	40.00	40.00	40.00	50.00	40.00
Tomato Ketchup MITCHELLS/NATIONAL 1 kg Polybag	Each	280.00	255.00	260.00	260.00	260.00
Pickle MITCHELLS/NATIONAL Bottle (340 gm-400 gm)	Each	145.00	160.00	160.00	160.00	180.00
Ginger (Adrak)	500 gm	180.00	250.00	200.00	103.23	180.00
Custard Powder RAFHAN 300 gm Packet	Each	100.00	100.00	109.00	100.00	100.00
Tea Lipton Yellow Label 190 gm Packet	Each	250.00	250.00	250.00	250.00	250.00
Cold Drink (PEPSI/COCA-COLA) 1.5 Liter Bottle	Each	110.00	110.00	110.00	110.00	100.00
Fruit Juice Small Packet 250 ml	Each	30.00	25.00	20.00	25.00	20.00
Mineral Water NESTLE 1.5 Liter	Each	60.00	60.00	60.00	60.00	60.00
JAM-E-SHIREEN Standard Size (800 ml)	1 Bottle	280.00	280.00	280.00	280.00	260.00
Cigarettes Capstan 20'S Packet	Each	80.00	80.00	80.00	80.00	80.00
Cigarettes Gold Leaf 20'S Packet	Each	180.00	180.00	180.00	180.00	180.00
Pan Prepared (Sweet with Beetle Nuts)	Each	40.00	50.00	53.13	30.00	30.00
Long Cloth 57" Gul Ahmed/Al Karam	1 Metre	400.00	350.00	392.76	470.00	400.00
Shirting (Average Quality)	1 Metre	250.00	350.00	353.30	450.00	250.00
Pant Cloth Wash & Wear (Average Quality)	1 Metre	824.26	480.00	782.97	900.00	550.00
Lawn Printed Gul Ahmed/Al Karam	1 Metre	530.00	330.00	459.15	750.00	400.00
Georgette (Average Quality)	1 Metre	260.00	170.00	130.00	330.00	360.00
Linen, Ladies (Average Quality)	1 Metre	176.60	170.00	143.26	450.00	380.00
Heavy Weight Suiting LAWRANCE PUR (Average Quality)	1 Metre	1800.00	0.00	3395.00	4500.00	2200.00
Full Pant Boy Length 24"/26"	Each	616.22	500.00	458.18	675.00	650.00
Shirt Boy Length 24"/26"	Each	370.00	400.00	416.02	510.00	500.00
School Uniform Boys (Pant & Shirt) 24"/26"	Suit	658.23	950.00	716.28	1600.00	1000.00
School Uniform Girls (Kameez & Shalwar) 24"/26"	Suit	550.00	900.00	691.57	1300.00	1000.00
Awami Suit Gents Wash & Wear (Average Quality)	Suit	2931.79	1500.00	1165.70	1950.00	1800.00
Women Shalwar Kameez (Average Quality)	Suit	2466.21	1400.00	2995.55	1993.31	3000.00
Pullover Gents Oxford/Bonanza	Each	5190.00	4200.00	4249.42	4000.00	3430.00
Pullover Ladies Oxford/Bonanza	Each	4500.00	3500.00	3466.34	3890.00	2530.00
Pullover Gents (Average Quality)	Each	1200.00	1500.00	1032.28	2200.00	900.00
Tailoring Charges Shirt (Men)	Each	600.00	650.00	682.92	500.00	600.00
Tailoring Charges Pant (Men)	Each	1000.00	500.00	1000.00	983.05	800.00
Tailoring Charges Awami Suit (Male)	Suit	800.00	700.00	832.03	883.01	800.00
Tailoring Charges Simple Suit (Female)	Suit	832.03	500.00	716.28	666.26	600.00
Underwear Medium Size (Average Quality)	Each	280.00	200.00	129.27	350.00	240.00
Vest "Baniyan" for Men Average Quality	Each	180.00	200.00	182.97	390.00	230.00
Brassier (Average Quality)	Each	263.29	250.00	173.27	580.00	300.00
Socks Nylon Local (Average Quality)	Pair	123.24	120.00	133.25	196.61	130.00
Dopatta Geogette (Average Quality)	Each	265.66	270.00	333.13	550.00	700.00
Dopatta Cotton (Average Quality)	Each	400.00	250.00	350.00	530.00	350.00
Chaddar (Wash-n-Wear) (2x2.5 Meter)	Each	816.33	350.00	466.08	750.00	600.00
Washing Charges Pant and Shirt Both	Each	200.00	150.00	133.25	96.55	153.26

Contd.

7.10 Intercity Consumer Prices (Urban)
October, 2021

Description	Unit	Sargodha	Mianwali	Bahawalpur	Bahawalnagar	R.Y. Khan
Dry Cleaning Charges Pant Coat Both	Suit	600.00	400.00	483.19	503.31	600.00
Washing Charges Shalwar Kameez	Suit	140.00	70.00	123.24	70.00	112.92
Gents Shoes Paul Bata	Pair	2199.00	2199.00	2199.00	2199.00	2199.00
Gents Sandal Bata	Pair	1199.00	1199.00	1199.00	1199.00	1199.00
Gents Sponge Chappal Bata	Pair	249.00	249.00	249.00	249.00	249.00
Ladies Sandal Bata	Pair	599.00	599.00	599.00	599.00	599.00
Ladies Sponge Chappal Bata	Pair	199.00	199.00	199.00	199.00	199.00
Children Shoes Power Lite Bata	Pair	1499.00	1499.00	1499.00	1499.00	1499.00
Gents Shoes Servis	Pair	1499.00	1499.00	1499.00	1499.00	1499.00
Cheetah 50 Size 3-5 Servis	Pair	1799.00	1799.00	1799.00	1799.00	1799.00
Shoe Repair Full Sole	Pair	150.00	80.00	200.00	100.00	100.00
Shoe Polish Charges	Pair	30.00	20.00	30.00	31.58	40.00
House Rent Combined	Quarterly	8983.00	7182.00	8665.00	7673.00	5866.00
Synthetic Enamel ICI Balti 3.64 Litre	Each	3750.00	2800.00	3740.00	2778.00	3280.00
Cement (Local) 50 kg Bag	Each	700.00	700.00	710.00	700.00	720.00
Bricks New 1st Class	1000 No.	9000.00	7200.00	8329.95	6500.00	6600.00
Cement Blocks (6"x8"x12")	100 No.	0.00	0.00	0.00	0.00	4400.00
Bajri	100 cu ft	5000.00	5000.00	7000.00	8000.00	7200.00
Sand (Black Pit)	100 cu ft	2000.00	3000.00	3433.01	3083.24	2500.00
Iron Bars (M.S. BAR) 1/2 " 40 Grade	I Ton	165000.00	161500.00	177292.82	169000.00	170000.00
Painter Wage Rate	Per Day	1200.00	1200.00	1000.00	950.00	900.00
Mason Wage Rate	Per Day	1400.00	1200.00	1200.00	1065.60	1050.00
Unskilled Labor Wage Rate	Per Day	866.35	600.00	666.26	600.00	600.00
Plumber Wage Rate	Per Day	1500.00	1200.00	1000.00	800.00	900.00
Electrician Charges	Per Point	160.00	160.00	123.24	106.56	100.00
Water Charges Per House	Monthly	131.65	100.00	0.00	100.00	100.00
Charges for Refuse/Waste Collection	Monthly	181.71	300.00	0.00	0.00	190.00
Electricity Charges upto 50 Units	Per Unit	6.57	6.57	6.57	6.57	6.57
Electricity Charges 51-100 Units	Per Unit	11.84	11.84	11.84	11.84	11.84
Electricity Charges 101-300 Units	Per Unit	14.29	14.29	14.29	14.29	14.29
Electricity Charges 301-700 Units	Per Unit	15.78	15.78	15.78	15.78	15.78
Electricity Charges Above 700 Units	Per Unit	23.67	23.67	23.67	23.67	23.67
Electricity Charges Combined	Per Unit	14.43	14.43	14.43	14.43	14.43
Gas Charges upto 3.3719 MMBTU	MMBTU	141.57	0.00	141.57	141.57	141.57
Gas Charges 3.3719 - 6.7438 MMBTU	MMBTU	162.00	0.00	162.00	162.00	162.00
Gas Charges 6.7438 - 10.1157 MMBTU	MMBTU	351.00	0.00	351.00	351.00	351.00
Gas Charges 10.1157 - 13.4876 MMBTU	MMBTU	555.10	0.00	555.10	555.10	555.10
Gas Charges Above 13.4876 MMBTU	MMBTU	1141.26	0.00	1141.26	1141.26	1141.26
Gas Charges Combined	MMBTU	470.23	0.00	470.23	470.23	470.23
LPG 11.67 kg Cylinder	Each	2100.00	2350.00	2200.00	2200.00	2100.00
Firewood Whole	40 kg	666.26	450.00	800.00	1000.00	480.00
Chair Sheesham Wood with Arm	Each	4865.76	3000.00	3659.31	8000.00	2900.00
Chair Plastic (Chairman) (Average Quality)	Each	1432.57	1800.00	1632.66	1250.00	1000.00
Central Table Set with Glass Top	Set	18000.00	21000.00	12324.48	23000.00	12000.00
Sofa Set Five Seater	Set	24328.81	30000.00	35330.21	48000.00	20000.00
Dining Table wit Glass Top and Six Chairs (Average Quality)	Set	45000.00	23500.00	51614.01	50000.00	33000.00
Cot Iron (Charpai)	Each	2800.00	3000.00	4265.64	3683.26	2800.00
Steel Almirah	Each	20000.00	12500.00	16326.62	18433.09	9000.00
Mattress Foam Single Bed Molty/Diamond (4" Thick)	Each	10700.00	9200.00	12100.00	9500.00	6500.00
Tube Light Philips 40 Watt	Each	260.00	110.00	266.50	200.00	270.00
Energy Saver Philips 14 Watt	Each	260.00	150.00	200.00	203.28	220.00
Plain Carpet	1 sq ft	73.19	70.00	26.57	60.00	45.00
Readymade Quilt (3 kg)	Each	3000.00	1700.00	1565.95	1683.17	750.00
Blanket Single (SN)	Each	3397.00	3200.00	2656.65	3916.60	2500.00
Bed Sheet Single (Superior Quality)	Each	916.37	800.00	1766.03	1400.00	600.00
Bed Sheet Double with two Pillow Covers (Superior Quality)	Set	1800.00	1100.00	2931.79	3000.00	2000.00
Towel Medium Size (3' x 2')	Each	300.00	300.00	265.66	816.33	350.00
Ceiling Fan 56" Pak/Younas/Millat	Each	6365.97	4800.00	5695.00	4966.44	4400.00
Refrigerator Dawlance/Pel 10 Cubic feet Double Door	Each	36165.90	47000.00	42650.00	44700.00	37000.00
Split Air Conditioner Orient/LG/Dawlance 1.5 Ton	Each	72000.00	65000.00	68000.00	87000.00	60000.00
Air Cooler Super Asia ECM-4000/JC-1000	Each	19000.00	19800.00	22165.42	20000.00	15500.00

Contd.

7.10 Intercity Consumer Prices (Urban)
October, 2021

Description	Unit	Sargodha	Mianwali	Bahawalpur	Bahawalnagar	R.Y. Khan
Washing Machine with Spinner (Super Asia or Similar Brand) (SN)	Each	20500.00	19000.00	23000.00	20165.30	17800.00
Sewing Machine (SN) Without Cover	Each	7433.18	5210.00	10664.09	8700.00	8700.00
Geyser Super Asia Large Size 30 Gallons (Gas)	Each	24500.00	25000.00	27500.00	28050.00	18000.00
Electric Iron Dry (National/West Point)	Each	2800.00	3800.00	6500.00	2466.21	2500.00
Frying Pan Non-stick Medium Size Sonex	Each	750.00	700.00	833.00	1213.30	700.00
Water Set (OMROC) 6 Glasses + jug	Set	700.00	900.00	716.28	900.00	500.00
Tea Set Pakistani (China-Ware) Set of 21 Pieces	Set	5000.00	2500.00	3665.47	4500.00	2900.00
Dinner Set Plastic 72 Pieces Super Quality	Set	7600.00	8500.00	14325.70	11950.00	7600.00
Bucket (Balti) Plastic Medium Size	Each	500.00	650.00	458.18	670.00	320.00
Lota Plastic Medium Size (Average Quality)	Each	80.00	80.00	86.18	112.99	80.00
Water Pump Golden Monoblock/Donkey 0.5 H.P	Each	16331.62	9800.00	10500.00	15000.00	7600.00
Sufi Washing Soap 250 gm Cake	Each	72.57	65.00	70.00	50.00	60.00
Surf Excel 500 gm Polybag	Each	161.65	165.00	165.00	180.00	170.00
Express Washing Powder 1 KG Polybag	Each	226.65	220.00	230.00	220.00	230.00
Cleanser Powder Vim 900 gm Polybag	Each	80.00	88.00	91.13	90.00	90.00
Finis 400 ml Bottle	Each	293.30	0.00	200.00	227.00	220.00
Phenyl Tyfon/Finis 2.75 Litre Bottle	Each	206.46	230.00	220.00	227.00	227.00
Harpic 500 ml Bottle	Each	249.00	250.00	249.00	250.00	249.00
Boot Polish Cherry/KIWI 42 ml	Each	203.28	210.00	210.00	210.00	200.00
Robin Blue Liquid 75 ml Bottle	Each	95.00	85.00	90.00	130.00	85.00
Match Box	Each	3.00	4.00	4.00	5.00	5.00
Household Servant Female Part Time	Per Month	4000.00	2500.00	2154.43	5828.48	1900.00
Septran Tablets	10 No.	35.00	33.90	34.00	33.90	33.90
Panadol Tablets Plain	10 No.	16.00	17.00	16.00	17.00	17.00
Flagyl Tablets 400 mg	10 No.	22.00	22.20	22.24	22.00	22.24
Ventolin Tablets 2 mg	10 No.	13.20	14.50	14.66	14.60	14.60
Daonil Tablets 5 mg	10 No.	25.33	23.83	24.00	23.90	23.83
Entox Tablets	10 No.	19.00	18.93	17.20	19.00	18.90
CAC 1000 Tablets Sandoz Bottle	Each	180.00	180.00	180.00	180.00	180.00
Amoxil Capsule 250 mg	10 No.	45.30	48.43	45.30	48.40	48.44
Lederplex Syrup Bottle	Each	77.93	77.93	77.92	77.93	77.93
Phenergan Syrup 120 ml Bottle	Each	49.90	49.89	49.89	49.90	49.89
Calpol Syrup 100 ml Bottle	Each	69.00	69.54	69.54	69.60	69.54
Hydryllin Syrup 120 ml Bottle	Each	69.00	69.00	69.00	69.00	69.00
Inderal Tablets 10 mg	10 No.	20.00	19.60	19.65	21.40	19.65
Betnovate-N Ointment 10 gm Tube	Each	40.00	40.00	39.59	39.60	39.60
Johar Joshanda Instant (Sachet) Packet	Each	12.00	12.00	12.00	12.00	12.00
Glaxose-D 400 gm Packet	Each	160.00	160.00	160.00	160.00	160.00
Dettol Medium Bottle	Each	210.00	210.00	210.00	210.00	210.00
Electronic BP Checking Apparatus	Each	3297.03	3800.00	5500.00	3200.00	3000.00
Glucometer	Each	1416.47	2500.00	3800.00	3500.00	1300.00
Doctor (MBBS) Clinic Fee	Per Patient	165.10	500.00	200.00	631.64	500.00
Gynecologist Fee Per Visit	Per Patient	594.39	400.00	1000.00	648.72	700.00
Dental Surgeon Fee Per Visit	Per Patient	500.00	400.00	559.34	400.00	600.00
Dental Extraction Fee	Per Tooth	448.14	500.00	1144.71	531.33	300.00
Urine Test (DR) Charges	Per Test	131.04	200.00	181.71	100.00	150.00
Blood Test (CP) Charges	Per Test	464.16	400.00	500.00	315.82	350.00
Sugar Test (Random/Fasting) Charges of Both	Per Test	112.92	300.00	126.33	100.00	200.00
ECG Charges	Per Test	282.31	300.00	300.00	350.00	250.00
X-RAY (Chest) Charges	Per X-ray	800.00	500.00	416.02	500.00	350.00
Ultrasound Abdominal	Per Test	1129.24	500.00	430.89	482.74	800.00
Physiotherapist Fee Per Visit	Per Patient	600.00	500.00	500.00	315.82	500.00
Cost of Surgery (C-Section)	Per Case	29719.61	25000.00	28231.08	28000.00	25000.00
Car Suzuki 800 cc Without AC	Each	1099000.00	839000.00	846500.00	0.00	839000.00
Car Suzuki 1000 cc	Each	1750000.00	1655000.00	1670000.00	1760000.00	1745000.00
Car Toyota 1300 cc Xli	Each	2553000.00	0.00	2586000.00	0.00	2486000.00
Car Honda Civic Turbo 1.5 VTEC	Each	4578500.00	0.00	0.00	0.00	4628600.00
Motorcycle Honda CD 70	Each	90900.00	90900.00	90900.00	90900.00	90900.00
Motorcycle United/Unique 70 cc	Each	59000.00	55000.00	60000.00	56500.00	58000.00
Bicycle	Each	13000.00	10000.00	12164.40	16000.00	9000.00
Tire Motorcycle CD 70 (Back Wheel)	Each	1250.00	1600.00	1566.49	1383.28	1400.00

Contd.

7.10 Intercity Consumer Prices (Urban)
October, 2021

Description	Unit	Sargodha	Mianwali	Bahawalpur	Bahawalnagar	R.Y. Khan
Tire Car Mehran Tubeless (General)	Each	4800.00	4800.00	4932.42	4300.00	4500.00
Petrol Super	Per Litre	132.55	132.55	132.55	132.55	132.55
Hi-Speed Diesel	Per Litre	128.26	128.26	128.26	128.26	128.26
CNG	1 kg/1 Ltr	125.99	137.00	124.30	123.00	121.00
Mobil Oil (Havoline 20w-50)	4 Litres	2740.00	2800.00	2628.00	2460.00	2500.00
Motorcycle Service Charges	Each	120.00	150.00	106.27	100.00	100.00
Car Service Charges	Each	466.08	500.00	365.93	400.00	350.00
Tire Car Puncture Charges	Each	100.00	100.00	100.00	103.23	100.00
Car Tax 800 cc to 1500 cc	Per Year	2775.00	2775.00	2775.00	2775.00	2775.00
Train Fare Economy per Person	Per km	1.09	1.09	1.09	1.09	1.09
Train Fare AC Sleeper per Person	Per km	4.71	4.71	4.71	4.71	4.71
Train Fare AC Lower per Person	Per km	2.59	2.59	2.59	2.59	2.59
Train Fare Business Class per Person	Per km	2.93	2.93	2.93	2.93	2.93
Auto Rickshaw Fare	Minimum	63.16	60.00	86.18	53.13	70.00
Taxi Four Seater Fare	Minimum	60.00	0.00	0.00	110.00	150.00
Bus Fare Minimum Within City	Per Ticket	0.00	0.00	0.00	0.00	0.00
Bus Fare Maximum Within City	Per Ticket	0.00	0.00	0.00	0.00	0.00
Bus Fare Outside City (non AC)	Per km	1.90	1.80	0.93	1.90	1.25
Bus Fare Outside City (AC)	Per km	2.80	2.40	2.26	2.85	1.60
Mini Bus Fare Minimum Within City	Per Ticket	0.00	0.00	0.00	0.00	0.00
Mini Bus Fare Maximum Within City	Per Ticket	0.00	0.00	0.00	0.00	0.00
Suzuki Fare Minimum Within City	Per Ticket	30.00	20.00	11.00	13.10	0.00
Suzuki Fare Maximum Within City	Per Ticket	30.00	25.00	20.00	30.00	0.00
Air Fare Economy Class Per Kilometer (National Average)	Per Person	19.87	19.87	19.87	19.87	19.87
Courier Charges Minimum Within Zone Outside City (TCS)	Per Envelope	250.00	200.00	230.00	200.00	200.00
Mobile Set with Rear Camera and Without Touch Screen	Each	2900.00	3500.00	5500.00	3666.59	3300.00
Telephone Call Charges	Per Minute	1.79	1.79	1.79	1.79	1.79
Internet Charges (DSL) 1 MB (Unlimited)	Per Month	2184.35	2184.35	2184.35	2184.35	2184.35
Mobile Call Charges	Per Unit	2.99	2.99	2.99	2.99	2.99
LED Sony/Samsung 32" Colored	Each	40000.00	36000.00	39832.63	37000.00	39000.00
Personal Computer with LED Monitor (17") DELL/HP/ACER CORE i5	Each	60000.00	55000.00	0.00	63000.00	57000.00
Laptop DELL/HP/ACER Core i5, Display (14'-15')	Each	80000.00	50000.00	0.00	51324.60	68000.00
Recreational Park Charges (Minimum Playland Ticket)	Per Person	33.02	30.00	11.29	0.00	40.00
Cable Charges	Per Month	300.00	250.00	300.00	350.00	300.00
English Book Class VI	Each	98.00	82.00	98.00	82.00	88.00
English Book Class IX and X	Each	163.00	137.00	157.00	137.00	137.00
English Book Class XI Complete Set	Each	103.00	87.00	81.00	82.00	103.00
English Book BA/B.SC	Each	125.00	285.00	290.00	260.00	200.00
Urdu Book Class V (Text Book Board)	Each	101.00	62.00	101.00	62.00	62.00
Urdu Book Class IX and X (Text Book Board)	Each	175.00	148.00	180.00	148.00	164.00
Urdu Book Class XI/Inter	Each	66.00	55.00	51.00	51.00	64.00
Urdu Book BA/B.SC	Each	150.00	140.00	140.00	140.00	140.00
Mathematics Book Class V (Text Book Board)	Each	109.00	83.00	109.00	83.00	110.00
Mathematics Book Class IX and X (Text Book Board)	Each	292.00	287.00	299.00	288.00	335.00
Mathematics Book Class XI (Text Book Board)	Each	183.00	162.00	150.00	162.00	183.00
Newspaper Daily Dawn	Each	25.00	25.00	25.00	25.00	25.00
Newspaper Daily Jang	Each	20.00	20.00	20.00	20.00	20.00
Akhbar-e-Jehan Weekly	Each	70.00	70.00	70.00	70.00	70.00
MAG THE WEEKLY (Magazine)	Each	50.00	50.00	50.00	50.00	50.00
Exercise Book (with Lines) 80 to 100 Pages	Each	80.00	70.00	73.19	85.00	90.00
Lead Pencil Goldfish	Each	10.00	10.00	7.00	10.00	10.00
Pen Ink Dollar 57 ml Bottle	Each	40.00	30.00	28.50	30.00	23.75
Photostat Paper 70 gm	Packet	580.00	550.00	566.65	600.00	560.00
Ballpoint Pen Local	Each	10.00	10.00	5.00	8.00	12.00
Private School Fee English Medium Average Standard (Class I)	Per Month	1800.00	1800.00	3882.91	1881.44	1600.00
Private School Fee English Medium Average Standard (Class V)	Per Month	2000.00	2300.00	3882.91	1930.98	2100.00
Private School Fee English Medium Average Standard (Class VI)	Per Month	2000.00	2800.00	3889.75	1930.98	2400.00
Private School Fee English Medium Average Standard (Class X)	Per Month	3065.24	3202.67	3889.75	2200.55	2600.00
Government College Fee First Year	Per Month	50.00	50.00	50.00	50.00	50.00
Private College Fee First Year	Per Month	6229.96	4933.00	2796.72	3324.70	3000.00
Coaching Fee for Class IX/X Science Group	Per Subject	600.00	2600.00	1500.00	1100.00	700.00

Contd.

7.10 Intercity Consumer Prices (Urban)
October, 2021

Description	Unit	Sargodha	Mianwali	Bahawalpur	Bahawalnagar	R.Y. Khan
Coaching Fee for Class XI/XII Science Group	Per Subject	1329.88	4000.00	1650.96	1500.00	1200.00
Coaching Fee for Class XI/XII Commerce Group	Per Subject	1200.00	4000.00	1500.00	1500.00	1000.00
Government University Fee M.S.c / M.A.	Per Month	1907.00	2017.00	1333.00	1000.00	1000.00
Tuition Fee Private University M.Sc./M.A	Per Month	7333.00	0.00	0.00	0.00	3000.00
Government Medical College/University Tuition Fee for MBBS (1st year)	Per Month	3054.00	0.00	1250.00	0.00	1250.00
Private Medical College/University Tuition Fee for MBBS (1st year)	Per Month	0.00	0.00	0.00	0.00	0.00
Government Engineering University Tuition Fee for BE (1st year)	Per Month	0.00	0.00	2166.67	0.00	5833.00
Private Engineering University Tuition Fee for BE (1st year)	Per Month	5833.00	0.00	0.00	0.00	0.00
Vocational Training Basic Computer Short Course Fee (3 Months)	Per Course	3500.00	0.00	4326.75	0.00	5000.00
Bread Tandoori Standard Size	Each	12.00	8.00	6.32	10.00	8.00
Cooked Chicken at Average Hotel	Per Plate	180.00	150.00	153.26	130.00	130.00
Cooked Beef at Average Hotel	Per Plate	150.00	150.00	186.43	140.00	120.00
Cooked Daal at Average Hotel	Per Plate	73.19	80.00	80.00	96.55	70.00
Chicken Biryani Full/Double	Per Plate	180.00	170.00	173.27	380.00	120.00
Tea Prepared Ordinary	Per Cup	30.00	25.00	30.00	30.00	30.00
Pizza Chicken Medium Size (Average Quality)	Each	600.00	750.00	691.57	650.00	500.00
Burger with Shami Kabab (Average Quality)	Each	76.52	70.00	63.16	63.16	60.00
Chicken Roast (Full) (Average Quality)	Each	650.00	700.00	729.86	716.28	500.00
Seekh Kabab (Beef) (Average Quality)	1 Dozen	600.00	600.00	1025.99	713.27	480.00
Marriage Hall Charges with Furniture	Per Head	200.00	200.00	106.27	233.29	200.00
Marriage Hall Service Charges with Food (Average Meal)	Per Head	750.00	900.00	836.63	750.00	500.00
Government Hostel Accommodation Fee for Intermediate College per Student	Per Month	10.00	100.00	20.00	1200.00	20.00
Private Hostel Accommodation Fee for Intermediate College per Student	Per Month	3932.19	5500.00	3324.70	3000.00	2500.00
Hair Cut Charges for Men	Per Cut	150.00	80.00	93.22	150.00	100.00
Hair Style Charges (at Average Beauty Parlor)	Per Style	350.00	250.00	386.55	400.00	400.00
Shaving Charges	Per Shave	80.00	50.00	73.19	53.13	50.00
Electric Hair Straightener (PHILIPS)	Each	1600.00	0.00	2500.00	2032.79	4000.00
Toilet Soap LUX 75 gm	Each	45.00	48.21	48.21	57.00	44.25
Toilet Soap LIFEBUOY 115 gm	Each	50.00	54.25	54.24	54.24	49.29
Tooth Paste COLGATE 75 gm	Each	95.00	115.00	100.00	125.00	115.00
Tooth Brush (SHIELD)	Each	60.00	70.00	30.00	60.00	35.00
Hair Color (KALA KOLA)	Tube	170.00	160.00	160.00	160.00	160.00
Hair Removing Cream (EU-Cream) 30ml Tube	Each	70.00	90.00	90.00	120.00	100.00
Shaving Cream (TOUCHME large/ADMIRAL)	Tube	100.00	90.00	80.00	90.00	80.00
Blade Treet Ordinary (10 no. Packet)	Each	50.00	50.00	40.00	50.00	40.00
Disposable Razor Gillette Blue II	Each	55.00	70.00	60.00	65.00	65.00
Shampoo Sun silk/Pantene 90 ml Bottle	Each	135.00	135.00	135.00	132.00	135.00
Lipstick Swiss Miss/Medora (Medium)	Each	180.00	140.00	180.00	180.00	180.00
Nail Polish Swiss Miss/Medora (Medium)	Each	160.00	100.00	150.00	120.00	100.00
Perfume Medium Size Broche/Medora	Each	300.00	180.00	330.00	430.00	330.00
Face Cream Ponds Medium Size (Cold)	Each	140.00	150.00	140.00	150.00	160.00
Talcum Powder Viceroy/Black Cat Large Size	Each	220.00	200.00	240.00	220.00	210.00
Hair Oil (Kala Kola hair tonic)	200 ml	250.00	190.00	280.00	250.00	260.00
Tissue Paper Perfumed Box 100 napkins	Each	190.00	160.00	165.00	195.00	140.00
Pampers (Medium Size)	S.Packet	480.00	440.00	450.00	351.66	360.00
Gold Tezabi 24 Carett	10 gm	97650.00	98500.00	97735.00	96332.18	97308.00
Silver Tezabi 24 Carett	10 gm	1217.00	1290.00	1204.00	1274.00	1220.00
Wall Clock Quartz (Average Quality)	Each	1000.00	800.00	1132.37	1716.51	800.00
Artificial Jewelry (Locket Set) (Average Quality)	Each	1000.00	1200.00	365.93	1503.33	600.00
Suitcase Ragzine (24"x16"x6") (Average Quality)	Each	3000.00	2200.00	1864.34	2250.00	1850.00
Trunk Medium Size (Average Quality)	Each	3000.00	2500.00	2500.00	1900.00	2200.00
Purse Ladies Medium Size (Average Quality)	Each	1616.50	1200.00	1132.37	1653.33	1200.00

7.10 Intercity Consumer Prices (Urban)
October, 2021

Description	Unit	Karachi	Hyder-abad	Nawab-shah	Mirpurkas	Sukkar	Larkana	Dadu
Wheat	10 kg	660.00	603.33	643.32	600.00	600.00	653.32	600.00
Wheat Flour (Fine/Superior Quality)	1 kg	78.56	82.00	69.33	80.00	70.00	75.00	70.00
Wheat Flour (Average Quality)	1 kg	73.60	74.67	63.98	65.00	67.00	69.33	65.00
Wheat Flour Bag	20 kg	1471.92	1453.30	1293.32	1260.00	1340.00	1313.30	1100.00
Suji	1 kg	95.02	80.00	77.64	80.00	80.00	83.30	80.00
Vermicelli (Packet)	1 kg	146.17	119.13	96.55	140.00	100.00	100.00	150.00
Besan	1 kg	173.98	158.29	168.32	150.00	146.59	171.60	150.00
Rice Basmati (Superior Quality)	1 kg	203.03	176.60	161.65	180.00	153.26	173.07	200.00
Rice Basmati 385/386	1 kg	115.35	95.71	101.64	100.00	100.00	114.93	120.00
Rice Basmati Broken (Average Quality)	1 kg	117.37	94.87	113.24	80.00	100.00	108.31	70.00
Rice IRRI-6/9 (Sindh/Punjab)	1 kg	81.18	82.39	75.00	65.00	60.00	83.30	70.00
Bread plain (Medium Size)	Each	65.00	65.00	64.87	80.00	70.00	70.00	70.00
Rusk (Papay) (Average Quality)	1 kg	292.52	224.83	250.00	240.00	246.49	266.40	380.00
Biscuit Bakery (Loose, Average Quality)	250 gm	132.07	96.45	100.00	100.00	80.00	160.00	70.00
Samosa (Vegetable, Average Quality)	Each	17.32	12.93	11.29	20.00	15.00	20.00	15.00
Nimko (Loose, Average Quality)	250 gm	104.66	91.12	98.30	85.00	75.00	160.00	80.00
Beef with Bone (Average Quality)	1 kg	711.12	528.59	576.65	450.00	550.00	532.80	500.00
Mutton (Average Quality)	1 kg	1287.94	1140.61	1100.00	1000.00	1000.00	1050.00	1000.00
Chicken Farm Broiler (Live)	1 kg	282.96	286.24	253.29	280.00	280.00	226.65	290.00
Fish Rahu (Medium Size)	1 kg	369.94	357.88	353.30	400.00	266.50	339.90	350.00
Milk fresh (Un-boiled)	1 Litre	129.37	120.00	116.57	110.00	110.00	120.00	130.00
Milk Tetra Pack 1 Litre (MILK PAK/HALEEB/OLPERS)	Each	160.00	160.00	160.00	155.00	160.00	170.00	170.00
Curd	1 kg	200.00	160.00	160.00	130.00	120.00	120.00	140.00
LACTOGEN 400 gm Packet	Each	621.81	620.00	630.00	670.00	630.00	620.00	620.00
Powdered Milk NIDO 390 gm Polybag	Each	492.65	500.00	500.00	480.00	500.00	500.00	500.00
Eggs Farm	Dozen	174.47	178.29	178.32	160.00	170.00	161.65	150.00
Butter Local Packed 50 gm	Each	50.00	50.00	50.00	50.00	40.00	70.00	50.00
Mustard Oil (Average Quality)	1 kg	313.82	324.89	286.63	340.00	330.00	320.00	280.00
Cooking Oil DALDA or Other Similar Brand (SN), 5 Litre Tin	Each	1820.00	1745.00	1745.00	1820.00	1730.00	1745.00	1800.00
Vegetable Ghee DALDA/HABIB 2.5 kg Tin	Each	925.00	885.00	925.00	885.00	885.00	885.00	885.00
Vegetable Ghee DALDA/HABIB or Other superior Quality 1 kg Pouch	Each	361.00	346.00	357.30	350.00	346.00	346.00	350.00
Almonds (Badam) Kaghazi with Shell (Average Quality)	1 kg	1062.23	965.49	983.05	900.00	1065.60	1783.18	1600.00
Groundnuts (Moong Phali) with shell	1 kg	338.74	189.87	378.33	220.00	300.00	280.00	220.00
Kinnu (Average Quality)	1 Dozen	0.00	0.00	0.00	0.00	0.00	0.00	0.00
Apple (Average Quality)	1 kg	140.28	114.65	156.59	120.00	139.25	112.92	150.00
Peach (Average Quality)	1 kg	0.00	0.00	0.00	0.00	0.00	0.00	0.00
Grapes (Angoor) (Average Quality)	1 kg	268.21	311.51	226.62	300.00	320.00	265.66	200.00
Bananas (Kela) Local	1 Dozen	57.75	54.77	58.28	70.00	63.16	63.16	60.00
Mango Kalmi (Average Quality)	1 kg	0.00	0.00	0.00	0.00	0.00	0.00	0.00
Guava (Amrood) (Average Quality)	1 kg	129.92	86.18	0.00	0.00	0.00	0.00	0.00
Watermelon (Turbooz)	1 kg	0.00	0.00	0.00	0.00	0.00	0.00	0.00
Muskmelon (Kharbuza)	1 kg	0.00	0.00	0.00	0.00	0.00	0.00	0.00
Pulse Masoor (Washed)	1 kg	188.54	182.45	166.60	170.00	180.00	190.00	180.00
Pulse Moong (Washed)	1 kg	200.27	174.78	253.29	170.00	206.46	180.00	180.00
Pulse Mash (Washed)	1 kg	246.48	230.75	224.96	230.00	230.00	241.66	240.00
Pulse Gram	1 kg	166.44	149.08	169.80	140.00	150.00	143.26	140.00
Gram Whole Black (Average Quality)	1 kg	157.40	138.28	141.65	130.00	140.00	170.00	130.00
Gram Whole Yellow (Average Quality)	1 kg	203.51	171.63	163.27	220.00	180.00	190.00	180.00
Beans Red/White (Lobia)	1 kg	286.52	246.52	186.61	240.00	233.14	191.65	220.00
Potatoes	1 kg	45.48	40.75	38.26	40.00	40.00	36.59	40.00
Chips (Loose)	250 gm	127.25	131.29	98.30	85.00	80.00	160.00	90.00
Onions	1 kg	54.92	45.56	51.61	50.00	43.09	46.42	50.00
Tomatoes	1 kg	75.12	85.60	66.49	80.00	70.00	73.19	80.00
Turnip (Shalgham)	1 kg	90.97	0.00	76.52	0.00	56.46	0.00	50.00
Radish (Mooli)	1 kg	83.88	0.00	0.00	0.00	56.46	66.49	0.00
Cauliflower (Phool Gobhi)	1 kg	95.84	107.89	68.29	80.00	100.00	76.52	50.00
Bottlegourd (Loki)	1 kg	68.98	61.27	63.16	60.00	60.00	46.42	50.00
Lady Finger (Bhindi)	1 kg	141.34	116.41	96.55	120.00	86.18	96.55	80.00
Peas (Matar)	1 kg	0.00	0.00	0.00	0.00	0.00	0.00	0.00
Spinach (Paalak)	1 kg	44.27	43.90	48.27	0.00	40.00	36.34	30.00

Contd.

7.10 Intercity Consumer Prices (Urban)
October, 2021

Description	Unit	Karachi	Hyder-abad	Nawab-shah	Mirpurkas	Sukkar	Larkana	Dadu
Tinda	1 kg	129.38	114.65	61.62	120.00	100.00	86.53	60.00
Turai	1 kg	70.37	74.44	38.26	80.00	92.83	66.49	60.00
Karela	1 kg	106.86	84.59	61.62	80.00	92.83	96.55	60.00
Chilies (Green)	250 gm	39.23	43.09	43.27	30.00	40.00	21.31	40.00
Carrot (Gajar)	1 kg	0.00	0.00	0.00	0.00	0.00	0.00	0.00
Cucumber (Kheera)	1 kg	73.16	77.38	50.00	80.00	56.46	56.46	60.00
Lemon	250 gm	68.75	64.80	43.27	60.00	40.00	33.25	40.00
Garlic (Lehsun)	1 kg	261.06	221.29	276.63	260.00	286.51	252.65	280.00
Sugar Refined	1 kg	108.37	105.33	108.66	105.00	100.66	108.66	105.00
Gur (Average Quality)	1 kg	151.90	156.59	120.00	150.00	150.00	128.31	130.00
Honey MARHABA Bottle 500 gm	Each	450.00	520.00	450.00	500.00	450.00	450.00	500.00
Sweetmeat (Mixed Mithai)	1 kg	707.31	485.35	489.93	500.00	457.89	643.32	532.80
Ice Cream Walls Cup (Large Size)	Each	60.00	60.00	58.28	60.00	60.00	60.00	50.00
Cumin seed (Zeera) White NATIONAL 50 gm Packet	Each	80.00	75.00	75.00	75.00	75.00	100.00	75.00
Pepper Black NATIONAL 50 gm Packet	Each	110.00	120.00	120.00	110.00	120.00	130.00	110.00
Coriander Seed Powder NATIONAL 200 gm Packet	Each	180.00	180.00	180.00	170.00	180.00	140.00	170.00
Cardamom Large (Loose) (Average Quality)	50 gm	143.45	119.86	116.57	120.00	140.00	115.00	80.00
Cardamom Small (Average Quality)	50 gm	309.03	346.63	246.62	220.00	306.07	416.02	220.00
Salt Powdered (NATIONAL/SHAN) 800 gm Packet	Each	30.00	30.00	30.00	30.00	30.00	45.00	30.00
Chilies Powder NATIONAL 200 gm Packet	Each	345.00	380.00	380.00	380.00	380.00	380.00	380.00
Turmeric Powder NATIONAL 50 gm Packet	Each	40.00	40.00	40.00	40.00	40.00	45.00	40.00
Tomato Ketchup MITCHELLS/NATIONAL 1 kg Polybag	Each	260.00	250.00	280.00	220.00	250.00	245.00	270.00
Pickle MITCHELLS/NATIONAL Bottle (340 gm-400 gm)	Each	160.00	160.00	145.00	160.00	145.00	120.00	150.00
Ginger (Adrak)	500 gm	176.10	168.05	233.29	200.00	140.00	166.65	200.00
Custard Powder RAFHAN 300 gm Packet	Each	100.00	109.09	100.00	95.00	109.09	105.00	100.00
Tea Lipton Yellow Label 190 gm Packet	Each	250.00	250.00	230.00	235.00	250.00	242.00	230.00
Cold Drink (PEPSI/COCA-COLA) 1.5 Liter Bottle	Each	110.00	120.00	100.00	110.00	103.23	100.00	110.00
Fruit Juice Small Packet 250 ml	Each	20.00	25.00	36.59	20.00	30.00	20.00	25.00
Mineral Water NESTLE 1.5 Liter	Each	60.44	60.00	60.00	60.00	60.00	60.00	60.00
JAM-E-SHIREEN Standard Size (800 ml)	1 Bottle	280.00	280.00	280.00	280.00	280.00	280.00	280.00
Cigarettes Capstan 20'S Packet	Each	90.00	82.39	81.63	80.00	80.00	90.00	90.00
Cigarettes Gold Leaf 20'S Packet	Each	180.00	180.00	181.65	190.00	180.00	190.00	180.00
Pan Prepared (Sweet with Beetle Nuts)	Each	22.90	40.00	33.25	20.00	25.00	40.00	20.00
Long Cloth 57" Gul Ahmed/Al Karam	1 Metre	300.00	350.00	310.00	200.00	383.15	365.00	350.00
Shirting (Average Quality)	1 Metre	257.00	173.27	223.28	140.00	186.43	260.00	140.00
Pant Cloth Wash & Wear (Average Quality)	1 Metre	433.61	430.89	450.00	400.00	731.86	450.00	250.00
Lawn Printed Gul Ahmed/Al Karam	1 Metre	410.02	350.00	400.00	290.00	403.39	520.00	400.00
Georgette (Average Quality)	1 Metre	160.22	130.00	243.29	153.26	156.39	260.00	130.00
Linen, Ladies (Average Quality)	1 Metre	207.65	150.00	156.59	193.28	165.10	340.00	130.00
Heavy Weight Suiting LAWRANCE PUR (Average Quality)	1 Metre	3500.00	3000.00	0.00	1500.00	1924.52	1850.00	0.00
Full Pant Boy Length 24"/26"	Each	739.23	653.08	866.35	800.00	631.64	500.00	1300.00
Shirt Boy Length 24"/26"	Each	577.53	450.00	800.00	600.00	531.33	516.14	1200.00
School Uniform Boys (Pant & Shirt) 24"/26"	Suit	1276.22	1019.75	932.17	900.00	1032.28	1000.00	950.00
School Uniform Girls (Kameez & Shalwar) 24"/26"	Suit	1138.42	1019.75	900.00	800.00	1132.37	750.00	880.00
Awami Suit Gents Wash & Wear (Average Quality)	Suit	1841.17	1600.00	1600.00	1500.00	1400.00	1332.51	1500.00
Women Shalwar Kameez (Average Quality)	Suit	1674.93	1532.62	1643.31	1550.00	1328.32	1516.48	1350.00
Pullover Gents Oxford/Bonanza	Each	5250.00	4290.00	3232.99	2000.00	4000.00	3639.89	4500.00
Pullover Ladies Oxford/Bonanza	Each	5150.00	3990.00	3000.00	1800.00	4500.00	3000.00	4600.00
Pullover Gents (Average Quality)	Each	1112.04	1062.66	1565.95	800.00	1200.00	1100.00	1532.62
Tailoring Charges Shirt (Men)	Each	522.25	462.01	466.08	400.00	600.00	500.00	400.00
Tailoring Charges Pant (Men)	Each	827.02	1104.18	816.33	500.00	900.00	566.19	631.64
Tailoring Charges Awami Suit (Male)	Suit	847.76	844.71	759.44	600.00	800.00	832.03	631.64
Tailoring Charges Simple Suit (Female)	Suit	818.32	604.91	648.72	700.00	800.00	816.33	400.00
Underwear Medium Size (Average Quality)	Each	211.80	220.74	186.43	150.00	200.00	176.60	80.00
Vest "Baniyan" for Men Average Quality	Each	185.29	233.94	166.60	180.00	165.10	250.00	150.00
Brassier (Average Quality)	Each	244.62	200.00	289.89	180.00	181.71	200.00	150.00
Socks Nylon Local (Average Quality)	Pair	103.37	120.00	128.31	120.00	109.54	150.00	100.00
Dopatta Geogette (Average Quality)	Each	281.30	250.00	350.00	500.00	315.82	500.00	350.00
Dopatta Cotton (Average Quality)	Each	291.11	250.00	348.33	450.00	315.82	500.00	300.00
Chaddar (Wash-n-Wear) (2x2.5 Meter)	Each	520.93	531.33	1200.00	450.00	500.00	550.00	1200.00
Washing Charges Pant and Shirt Both	Each	84.56	143.73	80.00	120.00	150.00	113.24	100.00

Contd.

7.10 Intercity Consumer Prices (Urban)
October, 2021

Description	Unit	Karachi	Hyder-abad	Nawab-shah	Mirpurkas	Sukkar	Larkana	Dadu
Dry Cleaning Charges Pant Coat Both	Suit	340.21	432.67	300.00	250.00	500.00	321.61	400.00
Washing Charges Shalwar Kameez	Suit	85.02	109.54	96.55	100.00	120.00	100.00	80.00
Gents Shoes Paul Bata	Pair	2199.00	2199.00	2199.00	2199.00	2199.00	2199.00	2199.00
Gents Sandal Bata	Pair	1199.00	1199.00	1199.00	1199.00	1199.00	1199.00	1199.00
Gents Sponge Chappal Bata	Pair	249.00	249.00	249.00	249.00	249.00	249.00	249.00
Ladies Sandal Bata	Pair	599.00	599.00	599.00	599.00	599.00	599.00	599.00
Ladies Sponge Chappal Bata	Pair	199.00	199.00	199.00	199.00	199.00	199.00	199.00
Children Shoes Power Lite Bata	Pair	1499.00	1499.00	1499.00	1499.00	1499.00	1499.00	1499.00
Gents Shoes Servis	Pair	1499.00	1499.00	1499.00	1499.00	1499.00	1499.00	1499.00
Cheetah 50 Size 3-5 Servis	Pair	1799.00	1799.00	1799.00	1799.00	1799.00	1799.00	1799.00
Shoe Repair Full Sole	Pair	145.98	200.00	83.20	80.00	232.08	300.00	150.00
Shoe Polish Charges	Pair	30.00	30.00	30.00	20.00	30.00	50.00	30.00
House Rent Combined	Quarterly	12210.00	12915.00	7127.00	6416.00	7410.00	10740.00	4542.00
Synthetic Enamel ICI Balti 3.64 Litre	Each	3200.00	3740.00	2250.00	2600.00	1950.00	2533.22	2100.00
Cement (Local) 50 kg Bag	Each	720.58	750.00	733.23	800.00	679.85	736.42	760.00
Bricks New 1st Class	1000 No.	15000.00	8163.31	7133.18	7500.00	8000.00	7133.29	6000.00
Cement Blocks (6"x8"x12")	100 No.	3656.51	0.00	4116.60	0.00	0.00	0.00	0.00
Bajri	100 cu ft	6113.44	4000.00	2616.56	5500.00	4000.00	3599.30	2800.00
Sand (Black Pit)	100 cu ft	5012.68	1864.34	1900.00	0.00	2000.00	2050.00	2000.00
Iron Bars (M.S. BAR) 1/2 " 40 Grade	I Ton	166270.85	162663.94	162000.00	173000.00	170000.00	163332.65	162000.00
Painter Wage Rate	Per Day	1556.25	1263.27	731.86	1000.00	1129.24	1000.00	700.00
Mason Wage Rate	Per Day	1712.63	1247.15	1200.00	1200.00	1200.00	1165.70	1292.66
Unskilled Labor Wage Rate	Per Day	1193.69	800.00	632.89	800.00	600.00	700.00	600.00
Plumber Wage Rate	Per Day	1676.34	1500.00	949.12	1000.00	1129.24	1165.70	1000.00
Electrician Charges	Per Point	311.80	250.00	200.00	150.00	181.71	129.27	100.00
Water Charges Per House	Monthly	241.00	230.00	30.00	20.00	57.50	0.00	35.00
Charges for Refuse/Waste Collection	Monthly	238.11	215.44	232.08	165.10	350.00	400.00	0.00
Electricity Charges upto 50 Units	Per Unit	6.57	6.57	6.57	6.57	6.57	6.57	6.57
Electricity Charges 51-100 Units	Per Unit	11.84	11.84	11.84	11.84	11.84	11.84	11.84
Electricity Charges 101-300 Units	Per Unit	14.29	14.29	14.29	14.29	14.29	14.29	14.29
Electricity Charges 301-700 Units	Per Unit	15.78	15.78	15.78	15.78	15.78	15.78	15.78
Electricity Charges Above 700 Units	Per Unit	23.67	23.67	23.67	23.67	23.67	23.67	23.67
Electricity Charges Combined	Per Unit	14.43	14.43	14.43	14.43	14.43	14.43	14.43
Gas Charges upto 3.3719 MMBTU	MMBTU	141.57	141.57	141.57	141.57	141.57	141.57	141.57
Gas Charges 3.3719 - 6.7438 MMBTU	MMBTU	162.20	162.20	162.20	162.20	162.20	162.20	162.20
Gas Charges 6.7438 - 10.1157 MMBTU	MMBTU	351.00	351.00	351.00	351.00	351.00	351.00	351.00
Gas Charges 10.1157 - 13.4876 MMBTU	MMBTU	555.10	555.10	555.10	555.10	555.10	555.10	555.10
Gas Charges Above 13.4876 MMBTU	MMBTU	1141.26	1141.26	1141.26	1141.26	1141.26	1141.26	1141.26
Gas Charges Combined	MMBTU	470.23	470.23	470.23	470.23	470.23	470.23	470.23
LPG 11.67 kg Cylinder	Each	2163.03	2217.30	2100.00	2200.00	2200.00	2250.00	2334.00
Firewood Whole	40 kg	689.08	650.00	450.00	700.00	500.00	526.65	560.00
Chair Sheesham Wood with Arm	Each	2165.78	2665.03	2100.00	1200.00	3732.13	3616.59	2500.00
Chair Plastic (Chairman) (Average Quality)	Each	1408.81	1200.00	1196.66	700.00	1750.00	2000.00	1400.00
Central Table Set with Glass Top	Set	5098.03	11323.71	5000.00	6000.00	10902.72	18331.81	10000.00
Sofa Set Five Seater	Set	26292.58	28982.75	18399.45	18000.00	22647.43	33165.83	32000.00
Dining Table wit Glass Top and Six Chairs (Average Quality)	Set	19207.30	45406.76	20500.00	23648.23	43315.51	25000.00	32000.00
Cot Iron (Charpai)	Each	3334.44	2731.68	2949.72	2200.00	2823.11	4000.00	3500.00
Steel Almirah	Each	14401.03	18165.15	10433.23	8500.00	17500.00	11000.00	25000.00
Mattress Foam Single Bed Molty/Diamond (4" Thick)	Each	7500.00	9500.00	5100.00	9900.00	5600.00	9500.00	9500.00
Tube Light Philips 40 Watt	Each	171.74	200.00	200.00	200.00	230.00	180.00	220.00
Energy Saver Philips 14 Watt	Each	180.00	230.00	180.00	200.00	160.00	240.00	180.00
Plain Carpet	1 sq ft	66.63	45.00	86.64	60.00	35.00	95.00	30.00
Readymade Quilt (3 kg)	Each	1625.78	1532.62	1186.63	631.64	1600.00	1533.15	1000.00
Blanket Single (SN)	Each	3128.81	3200.00	4331.55	1500.00	2796.72	2233.21	2200.00
Bed Sheet Single (Superior Quality)	Each	864.21	1032.28	1166.60	600.00	531.33	1550.00	1100.00
Bed Sheet Double with two Pillow Covers (Superior Quality)	Set	1588.85	1532.62	1583.16	1000.00	932.17	3000.00	1800.00
Towel Medium Size (3' x 2')	Each	314.35	258.88	346.63	300.00	250.00	300.00	200.00
Ceiling Fan 56" Pak/Younas/Millat	Each	5200.00	5200.00	3400.00	4500.00	4500.00	6000.00	4500.00
Refrigerator Dawlance/Pel 10 Cubic feet Double Door	Each	39000.00	40000.00	33000.00	40000.00	35000.00	35832.56	35000.00
Split Air Conditioner Orient/LG/Dawlance 1.5 Ton	Each	66000.00	74331.84	56000.00	60000.00	60000.00	54500.00	65000.00
Air Cooler Super Asia ECM-4000/JC-1000	Each	17000.00	17100.00	14000.00	16500.00	16122.11	17165.06	14000.00

Contd.

7.10 Intercity Consumer Prices (Urban)
October, 2021

Description	Unit	Karachi	Hyder-abad	Nawab-shah	Mirpurkas	Sukkar	Larkana	Dadu
Washing Machine with Spinner (Super Asia or Similar Brand) (SN)	Each	18631.51	19700.00	12500.00	16000.00	18000.00	11000.00	24500.00
Sewing Machine (SN) Without Cover	Each	9200.00	11400.00	7105.00	11400.00	8000.00	9500.00	9000.00
Geyser Super Asia Large Size 30 Gallons (Gas)	Each	26200.00	26329.15	25496.73	18900.00	20000.00	18800.00	28000.00
Electric Iron Dry (National/West Point)	Each	2418.46	3150.00	2200.00	1550.00	2097.62	2931.79	2000.00
Frying Pan Non-stick Medium Size Sonex	Each	1000.00	950.00	646.65	600.00	519.62	600.00	900.00
Water Set (OMROC) 6 Glasses + jug	Set	750.00	766.31	793.28	600.00	800.00	1550.00	800.00
Tea Set Pakistani (China-Ware) Set of 21 Pieces	Set	2189.48	3265.32	2232.84	1750.00	3226.86	2700.00	4000.00
Dinner Set Plastic 72 Pieces Super Quality	Set	10000.00	6500.00	6949.64	3200.00	6988.07	7500.00	7000.00
Bucket (Balti) Plastic Medium Size	Each	500.00	370.02	706.60	450.00	400.00	650.00	450.00
Lota Plastic Medium Size (Average Quality)	Each	82.57	73.19	68.29	80.00	80.00	110.00	100.00
Water Pump Golden Monoblock/Donkey 0.5 H.P	Each	5345.42	9321.70	7299.54	14000.00	11000.00	10000.00	5000.00
Sufi Washing Soap 250 gm Cake	Each	65.00	65.00	40.00	50.00	57.50	55.00	55.00
Surf Excel 500 gm Polybag	Each	170.00	165.00	165.00	170.00	160.00	200.00	165.00
Express Washing Powder 1 KG Polybag	Each	220.00	230.00	220.00	230.00	230.00	230.00	220.00
Cleanser Powder Vim 900 gm Polybag	Each	90.00	91.13	85.00	80.00	85.00	110.00	95.00
Finis 400 ml Bottle	Each	360.00	329.41	320.00	300.00	260.00	200.00	220.00
Phenyl Tyfon/Finis 2.75 Litre Bottle	Each	230.00	220.00	196.61	180.00	200.00	175.00	200.00
Harpic 500 ml Bottle	Each	249.00	249.00	249.00	240.00	249.00	230.00	240.00
Boot Polish Cherry/KIWI 42 ml	Each	210.00	210.00	210.00	220.00	214.73	190.00	150.00
Robin Blue Liquid 75 ml Bottle	Each	90.00	90.00	90.00	85.00	90.00	75.00	85.00
Match Box	Each	3.00	3.56	4.64	4.00	4.00	5.00	3.00
Household Servant Female Part Time	Per Month	2671.37	1560.95	2000.00	1500.00	1817.12	2656.65	2000.00
Septran Tablets	10 No.	33.92	30.90	34.00	33.93	32.00	30.00	33.00
Panadol Tablets Plain	10 No.	15.60	17.00	17.00	15.60	15.65	20.00	16.00
Flagyl Tablets 400 mg	10 No.	22.25	21.65	22.25	22.00	22.50	22.00	22.00
Ventolin Tablets 2 mg	10 No.	13.20	13.20	13.30	14.50	13.20	13.00	14.50
Daonil Tablets 5 mg	10 No.	23.81	23.00	27.00	23.33	23.89	23.00	24.00
Entox Tablets	10 No.	18.09	17.20	18.90	20.00	18.90	16.00	18.00
CAC 1000 Tablets Sandoz Bottle	Each	180.00	180.00	180.00	180.00	180.00	180.00	180.00
Amoxil Capsule 250 mg	10 No.	48.43	48.44	45.20	48.40	45.00	50.00	48.00
Lederplex Syrup Bottle	Each	77.95	77.90	77.93	77.93	77.93	70.00	78.00
Phenergan Syrup 120 ml Bottle	Each	49.89	49.14	49.89	49.93	49.89	45.00	51.00
Calpol Syrup 100 ml Bottle	Each	69.54	69.54	69.54	69.54	69.54	65.00	69.00
Hydryllin Syrup 120 ml Bottle	Each	69.00	69.00	69.00	69.00	69.00	71.00	69.00
Inderal Tablets 10 mg	10 No.	19.60	19.60	20.00	19.50	19.65	19.65	19.65
Betnovate-N Ointment 10 gm Tube	Each	40.00	39.60	36.00	34.23	47.99	40.00	53.00
Johar Joshanda Instant (Sachet) Packet	Each	12.00	12.00	12.00	12.00	12.00	10.00	12.00
Glaxose-D 400 gm Packet	Each	160.00	160.00	160.00	160.00	160.00	150.00	160.00
Dettol Medium Bottle	Each	210.00	210.00	210.00	190.00	210.00	200.00	190.00
Electronic BP Checking Apparatus	Each	4357.75	3331.98	2100.00	2500.00	3000.00	2533.22	0.00
Glucometer	Each	2891.18	2710.93	3634.24	2600.00	1817.12	2078.35	1900.00
Doctor (MBBS) Clinic Fee	Per Patient	240.90	124.97	293.18	200.00	228.94	500.00	300.00
Gynecologist Fee Per Visit	Per Patient	779.21	823.90	500.00	500.00	300.00	500.00	262.07
Dental Surgeon Fee Per Visit	Per Patient	461.30	330.19	482.74	300.00	228.94	500.00	200.00
Dental Extraction Fee	Per Tooth	748.58	740.05	500.00	800.00	400.00	1000.00	1000.00
Urine Test (DR) Charges	Per Test	168.00	114.65	160.00	100.00	170.00	200.00	100.00
Blood Test (CP) Charges	Per Test	353.16	265.66	300.00	300.00	300.00	250.00	300.00
Sugar Test (Random/Fasting) Charges of Both	Per Test	312.61	215.44	250.00	300.00	200.00	300.00	140.00
ECG Charges	Per Test	339.18	219.49	382.59	250.00	350.00	250.00	400.00
X-RAY (Chest) Charges	Per X-ray	324.49	357.26	482.74	250.00	531.33	500.00	400.00
Ultrasound Abdominal	Per Test	1016.71	573.27	849.02	700.00	493.24	788.37	629.96
Physiotherapist Fee Per Visit	Per Patient	461.03	315.82	466.08	315.82	363.42	300.00	300.00
Cost of Surgery (C-Section)	Per Case	35924.12	22957.70	15000.00	25000.00	30000.00	23633.32	17000.00
Car Suzuki 800 cc Without AC	Each	1035907.81	923000.00	0.00	0.00	817750.00	999000.00	0.00
Car Suzuki 1000 cc	Each	1685000.00	1655000.00	0.00	1655000.00	0.00	0.00	0.00
Car Toyota 1300 cc Xli	Each	2619000.00	2525000.00	0.00	0.00	0.00	0.00	0.00
Car Honda Civic Turbo 1.5 VTEC	Each	3632000.00	0.00	0.00	0.00	0.00	0.00	0.00
Motorcycle Honda CD 70	Each	90900.00	90900.00	90900.00	90900.00	90900.00	90900.00	90900.00
Motorcycle United/Unique 70 cc	Each	62000.00	63000.00	54500.00	55000.00	59000.00	63500.00	60000.00
Bicycle	Each	9000.00	10000.00	10433.23	10000.00	14000.00	11000.00	13000.00
Tire Motorcycle CD 70 (Back Wheel)	Each	1400.00	1200.00	1383.13	1500.00	1350.00	1450.00	1650.00

Contd.

7.10 Intercity Consumer Prices (Urban)
October, 2021

Description	Unit	Karachi	Hyder-abad	Nawab-shah	Mirpurkas	Sukkar	Larkana	Dadu
Tire Car Mehran Tubeless (General)	Each	5201.00	4600.00	4283.27	4500.00	4200.00	4500.00	5000.00
Petrol Super	Per Litre	132.55	132.55	132.55	132.55	132.55	132.55	132.55
Hi-Speed Diesel	Per Litre	128.26	128.26	128.26	128.26	128.26	128.26	128.26
CNG	1 kg/1 Ltr	165.00	180.00	180.00	165.00	183.00	181.65	145.00
Mobil Oil (Havoline 20w-50)	4 Litres	2840.00	2300.00	2300.00	2400.00	2628.00	2550.00	2600.00
Motorcycle Service Charges	Each	124.56	150.00	96.55	100.00	200.00	250.00	100.00
Car Service Charges	Each	580.44	500.00	500.00	500.00	350.00	731.86	600.00
Tire Car Puncture Charges	Each	140.27	80.00	106.27	100.00	131.04	150.00	100.00
Car Tax 800 cc to 1500 cc	Per Year	2375.00	2375.00	2375.00	2375.00	2375.00	2375.00	2375.00
Train Fare Economy per Person	Per km	1.07	1.07	1.07	1.07	1.07	1.07	1.07
Train Fare AC Sleeper per Person	Per km	4.71	4.71	4.71	4.71	4.71	4.71	4.71
Train Fare AC Lower per Person	Per km	2.66	2.66	2.66	2.66	2.66	2.66	2.66
Train Fare Business Class per Person	Per km	3.15	3.15	3.15	3.15	3.15	3.15	3.15
Auto Rickshaw Fare	Minimum	59.67	60.00	89.63	150.00	80.00	100.00	100.00
Taxi Four Seater Fare	Minimum	100.00	0.00	0.00	150.00	80.00	200.00	0.00
Bus Fare Minimum Within City	Per Ticket	20.00	10.00	0.00	20.00	0.00	0.00	0.00
Bus Fare Maximum Within City	Per Ticket	50.00	25.00	0.00	20.00	0.00	0.00	0.00
Bus Fare Outside City (non AC)	Per km	0.67	0.95	1.42	0.75	1.23	1.40	2.00
Bus Fare Outside City (AC)	Per km	1.36	1.66	1.78	1.70	2.27	2.50	2.77
Mini Bus Fare Minimum Within City	Per Ticket	20.00	10.00	0.00	0.00	0.00	0.00	0.00
Mini Bus Fare Maximum Within City	Per Ticket	40.00	30.00	0.00	0.00	0.00	0.00	0.00
Suzuki Fare Minimum Within City	Per Ticket	20.00	15.00	0.00	10.00	10.00	0.00	0.00
Suzuki Fare Maximum Within City	Per Ticket	60.00	20.00	0.00	10.00	30.00	0.00	0.00
Air Fare Economy Class Per Kilometer (National Average)	Per Person	19.87	19.87	19.87	19.87	19.87	19.87	19.87
Courier Charges Minimum Within Zone Outside City (TCS)	Per Envelope	250.00	250.00	200.00	200.00	200.00	200.00	200.00
Mobile Set with Rear Camera and Without Touch Screen	Each	2800.00	2800.00	3533.02	4000.00	3700.00	9000.00	2400.00
Telephone Call Charges	Per Minute	1.79	1.79	1.79	1.79	1.79	1.79	1.79
Internet Charges (DSL) 1 MB (Unlimited)	Per Month	2184.35	2184.35	2184.35	2184.35	2184.35	2184.35	2184.35
Mobile Call Charges	Per Unit	2.99	2.99	2.99	2.99	2.99	2.99	2.99
LED Sony/Samsung 32" Colored	Each	38500.00	45000.00	34000.00	40000.00	35000.00	35000.00	33000.00
Personal Computer with LED Monitor (17") DELL/HP/ACER CORE i5	Each	49080.78	40655.85	58000.00	50000.00	76116.63	54000.00	0.00
Laptop DELL/HP/ACER Core i5, Display (14'-15')	Each	48184.71	40655.85	50657.97	52000.00	70000.00	58000.00	0.00
Recreational Park Charges (Minimum Playland Ticket)	Per Person	18.23	40.00	30.00	500.00	20.00	12.60	0.00
Cable Charges	Per Month	389.67	300.00	300.00	300.00	300.00	400.00	400.00
English Book Class VI	Each	77.65	89.31	77.65	103.65	77.65	77.65	77.65
English Book Class IX and X	Each	150.00	148.80	65.00	75.00	75.60	148.80	148.80
English Book Class XI Complete Set	Each	160.00	162.05	130.00	149.20	162.50	131.05	130.00
English Book BA/B.SC	Each	250.00	275.00	250.00	275.00	210.00	0.00	250.00
Urdu Book Class V (Text Book Board)	Each	72.60	76.55	72.60	76.55	72.60	72.60	72.60
Urdu Book Class IX and X (Text Book Board)	Each	79.80	79.55	69.25	89.80	79.00	69.25	69.25
Urdu Book Class XI/Inter	Each	144.50	76.20	51.65	66.25	72.20	51.65	51.65
Urdu Book BA/B.SC	Each	200.00	100.00	90.00	100.00	140.00	0.00	90.00
Mathematics Book Class V (Text Book Board)	Each	131.30	151.00	193.00	131.30	131.30	131.30	193.00
Mathematics Book Class IX and X (Text Book Board)	Each	214.90	347.00	214.90	214.90	214.90	214.90	214.90
Mathematics Book Class XI (Text Book Board)	Each	150.00	150.00	129.90	150.00	129.90	129.90	129.90
Newspaper Daily Dawn	Each	25.00	25.00	25.00	25.00	25.00	25.00	25.00
Newspaper Daily Jang	Each	20.00	20.00	20.00	20.00	20.00	20.00	20.00
Akhbar-e-Jehan Weekly	Each	70.00	70.00	70.00	70.00	70.00	70.00	70.00
MAG THE WEEKLY (Magazine)	Each	50.00	50.00	50.00	50.00	50.00	50.00	50.00
Exercise Book (with Lines) 80 to 100 Pages	Each	38.88	35.00	38.26	30.00	90.00	30.00	50.00
Lead Pencil Goldfish	Each	10.00	10.00	10.00	15.00	10.00	10.00	10.00
Pen Ink Dollar 57 ml Bottle	Each	25.42	35.00	33.97	40.00	30.00	35.00	35.00
Photostat Paper 70 gm	Packet	650.00	593.26	573.31	700.00	570.00	500.00	630.00
Ballpoint Pen Local	Each	10.00	10.00	10.00	10.00	10.00	10.00	10.00
Private School Fee English Medium Average Standard (Class I)	Per Month	1494.66	2120.88	2000.00	700.00	1500.00	1357.21	2800.00
Private School Fee English Medium Average Standard (Class V)	Per Month	1582.30	1779.99	2000.00	1000.00	1500.00	1393.16	2800.00
Private School Fee English Medium Average Standard (Class VI)	Per Month	2291.26	1773.29	2800.00	1000.00	1800.00	1391.24	3100.00
Private School Fee English Medium Average Standard (Class X)	Per Month	2572.22	2267.63	2800.00	1200.00	1800.00	1614.39	4000.00
Government College Fee First Year	Per Month	0.00	0.00	0.00	0.00	0.00	0.00	0.00
Private College Fee First Year	Per Month	5761.94	3158.18	0.00	3000.00	1500.00	3425.00	5000.00
Coaching Fee for Class IX/X Science Group	Per Subject	2017.40	877.95	1500.00	1000.00	1000.00	1500.00	700.00

Contd.

7.10 Intercity Consumer Prices (Urban)
October, 2021

Description	Unit	Karachi	Hyder-abad	Nawab-shah	Mirpurkas	Sukkar	Larkana	Dadu
Coaching Fee for Class XI/XII Science Group	Per Subject	2356.23	1062.66	2000.00	1250.00	2000.00	1000.00	1000.00
Coaching Fee for Class XI/XII Commerce Group	Per Subject	2262.91	1000.00	0.00	1000.00	2000.00	1000.00	700.00
Government University Fee M.S.c / M.A.	Per Month	2508.00	1000.00	1666.00	354.17	0.00	0.00	400.00
Tuition Fee Private University M.Sc./M.A	Per Month	2152.10	0.00	0.00	0.00	0.00	0.00	0.00
Government Medical College/University Tuition Fee for MBBS (1st year)	Per Month	2658.33	13416.00	2933.00	0.00	2658.00	5020.83	0.00
Private Medical College/University Tuition Fee for MBBS (1st year)	Per Month	66667.00	57250.00	0.00	60000.00	0.00	0.00	0.00
Government Engineering University Tuition Fee for BE (1st year)	Per Month	2733.33	1666.00	2083.00	0.00	0.00	1041.66	0.00
Private Engineering University Tuition Fee for BE (1st year)	Per Month	10542.00	0.00	0.00	0.00	0.00	0.00	0.00
Vocational Training Basic Computer Short Course Fee (3 Months)	Per Course	2419.97	2500.00	3000.00	0.00	3000.00	3500.00	3000.00
Bread Tandoori Standard Size	Each	13.83	15.00	12.00	10.00	15.00	10.00	15.00
Cooked Chicken at Average Hotel	Per Plate	146.45	146.59	130.00	140.00	150.00	193.28	150.00
Cooked Beef at Average Hotel	Per Plate	133.80	122.36	120.00	120.00	150.00	213.12	100.00
Cooked Daal at Average Hotel	Per Plate	80.00	71.58	73.29	100.00	80.00	81.63	70.00
Chicken Biryani Full/Double	Per Plate	189.66	200.00	150.00	160.00	222.40	270.00	220.00
Tea Prepared Ordinary	Per Cup	30.62	40.00	41.60	40.00	33.02	40.00	30.00
Pizza Chicken Medium Size (Average Quality)	Each	718.18	424.27	482.74	800.00	499.00	582.85	250.00
Burger with Shami Kabab (Average Quality)	Each	63.13	74.84	71.63	45.00	50.00	76.52	60.00
Chicken Roast (Full) (Average Quality)	Each	826.27	965.49	600.00	800.00	896.28	793.28	1000.00
Seekh Kabab (Beef) (Average Quality)	1 Dozen	582.59	1124.19	436.57	350.00	272.16	300.00	400.00
Marriage Hall Charges with Furniture	Per Head	305.58	233.04	80.00	150.00	150.00	150.00	100.00
Marriage Hall Service Charges with Food (Average Meal)	Per Head	520.52	616.22	350.00	500.00	500.00	500.00	400.00
Government Hostel Accommodation Fee for Intermediate College per Student	Per Month	0.00	40.00	750.00	0.00	2700.00	0.00	0.00
Private Hostel Accommodation Fee for Intermediate College per Student	Per Month	0.00	0.00	0.00	0.00	10500.00	5000.00	5000.00
Hair Cut Charges for Men	Per Cut	112.04	109.54	100.00	100.00	100.00	150.00	100.00
Hair Style Charges (at Average Beauty Parlor)	Per Style	532.67	430.89	315.82	150.00	200.00	365.93	700.00
Shaving Charges	Per Shave	65.51	51.54	56.46	70.00	70.00	70.00	50.00
Electric Hair Straightener (PHILIPS)	Each	5556.82	3465.40	4000.00	1500.00	1650.00	4400.00	0.00
Toilet Soap LUX 75 gm	Each	47.00	48.21	45.00	45.00	45.00	55.00	48.21
Toilet Soap LIFEBUOY 115 gm	Each	50.00	50.00	45.00	44.15	45.00	45.00	46.00
Tooth Paste COLGATE 75 gm	Each	115.00	100.00	95.00	90.00	95.00	90.00	95.00
Tooth Brush (SHIELD)	Each	50.00	40.00	53.28	40.00	60.00	70.00	35.00
Hair Color (KALA KOLA)	Tube	160.00	160.00	150.00	150.00	160.00	170.00	150.00
Hair Removing Cream (EU-Cream) 30ml Tube	Each	90.00	90.00	75.00	75.00	85.00	73.29	85.00
Shaving Cream (TOUCHME large/ADMIRAL)	Tube	90.00	90.00	80.00	80.00	80.00	85.00	80.00
Blade Treet Ordinary (10 no. Packet)	Each	60.00	50.00	50.00	50.00	55.00	70.00	50.00
Disposable Razor Gillette Blue II	Each	60.00	65.00	58.28	55.00	65.00	65.00	60.00
Shampoo Sun silk/Pantene 90 ml Bottle	Each	130.00	135.00	120.00	120.00	120.00	120.00	110.00
Lipstick Swiss Miss/Medora (Medium)	Each	180.00	180.00	130.00	200.00	108.12	170.00	96.55
Nail Polish Swiss Miss/Medora (Medium)	Each	120.00	115.73	70.00	146.00	85.00	100.00	100.00
Perfume Medium Size Broche/Medora	Each	300.00	330.00	200.00	320.00	350.00	250.00	250.00
Face Cream Ponds Medium Size (Cold)	Each	140.00	230.00	140.00	120.00	130.00	160.00	120.00
Talcum Powder Viceroy/Black Cat Large Size	Each	240.00	220.00	180.00	160.00	274.73	183.32	150.00
Hair Oil (Kala Kola hair tonic)	200 ml	220.23	230.00	190.00	250.00	190.00	190.00	230.00
Tissue Paper Perfumed Box 100 napkins	Each	150.00	150.00	100.00	150.00	110.00	150.00	130.00
Pampers (Medium Size)	S.Packet	480.00	370.00	453.31	470.00	364.00	580.00	200.00
Gold Tezabi 24 Carett	10 gm	98881.16	98851.00	96250.00	98850.00	98585.00	100042.00	95500.00
Silver Tezabi 24 Carett	10 gm	1200.00	1200.00	1146.66	1200.00	1280.00	1217.00	1300.00
Wall Clock Quartz (Average Quality)	Each	500.00	527.49	633.32	500.00	500.00	1433.14	600.00
Artificial Jewelry (Locket Set) (Average Quality)	Each	1156.05	731.86	1866.52	375.00	653.32	2550.00	416.02
Suitcase Ragzine (24"x16"x6") (Average Quality)	Each	2349.75	1880.78	1666.50	1200.00	1550.00	2333.21	1700.00
Trunk Medium Size (Average Quality)	Each	2557.99	3915.42	3583.26	1200.00	4164.02	1983.19	2000.00
Purse Ladies Medium Size (Average Quality)	Each	1805.55	1440.22	1616.50	800.00	1200.00	1733.17	400.00

7.10 Intercity Consumer Prices (Urban)
October, 2021

Description	Unit	Peshawar	Abbottabad	Bannu	D.I. Khan	Mingora
Wheat	10 kg	583.31	700.00	616.54	550.00	600.00
Wheat Flour (Fine/Superior Quality)	1 kg	71.23	78.30	72.00	73.67	80.00
Wheat Flour (Average Quality)	1 kg	61.30	73.29	67.33	69.33	71.33
Wheat Flour Bag	20 kg	1128.56	1460.00	1132.37	1320.00	1429.93
Suji	1 kg	85.41	90.00	80.00	83.30	80.00
Vermicelli (Packet)	1 kg	127.45	120.00	120.00	98.30	93.22
Besan	1 kg	160.00	160.00	140.00	156.59	146.59
Rice Basmati (Superior Quality)	1 kg	150.00	180.00	154.95	150.00	160.00
Rice Basmati 385/386	1 kg	130.00	120.00	146.65	131.00	103.23
Rice Basmati Broken (Average Quality)	1 kg	95.00	120.00	75.00	78.30	70.00
Rice IRRI-6/9 (Sindh/Punjab)	1 kg	63.00	76.52	74.89	63.29	80.00
Bread plain (Medium Size)	Each	70.00	50.00	50.00	56.62	40.00
Rusk (Papay) (Average Quality)	1 kg	260.00	240.00	206.46	160.00	256.62
Biscuit Bakery (Loose, Average Quality)	250 gm	92.54	100.00	68.29	58.28	80.00
Samosa (Vegetable, Average Quality)	Each	12.00	10.00	15.00	16.51	10.00
Nimko (Loose, Average Quality)	250 gm	100.00	60.00	53.28	56.46	65.00
Beef with Bone (Average Quality)	1 kg	510.70	531.33	493.24	500.00	500.00
Mutton (Average Quality)	1 kg	1049.14	1200.00	900.00	1016.40	1000.00
Chicken Farm Broiler (Live)	1 kg	261.00	250.00	260.00	257.00	271.00
Fish Rahu (Medium Size)	1 kg	244.26	400.00	293.18	382.59	296.63
Milk fresh (Un-boiled)	1 Litre	127.52	123.24	106.56	100.00	130.00
Milk Tetra Pack 1 Litre (MILK PAK/HALEEB/OLPERS)	Each	160.00	160.00	160.00	160.00	160.00
Curd	1 kg	137.54	120.00	120.00	110.00	130.00
LACTOGEN 400 gm Packet	Each	616.65	640.00	620.00	620.00	640.00
Powdered Milk NIDO 390 gm Polybag	Each	500.00	500.00	520.00	530.00	500.00
Eggs Farm	Dozen	180.00	164.00	176.60	170.00	173.27
Butter Local Packed 50 gm	Each	52.07	50.00	45.00	40.00	63.29
Mustard Oil (Average Quality)	1 kg	320.00	480.00	340.00	280.00	250.00
Cooking Oil DALDA or Other Similar Brand (SN), 5 Litre Tin	Each	1745.00	1745.00	1745.00	1761.38	1780.00
Vegetable Ghee DALDA/HABIB 2.5 kg Tin	Each	885.00	885.00	850.00	876.65	890.00
Vegetable Ghee DALDA/HABIB or Other superior Quality 1 kg Pouch	Each	346.00	346.00	346.00	343.67	340.00
Almonds (Badam) Kaghazi with Shell (Average Quality)	1 kg	960.00	950.00	865.35	650.00	750.00
Groundnuts (Moong Phali) with shell	1 kg	269.07	320.00	213.12	266.62	209.84
Kinnu (Average Quality)	1 Dozen	0.00	0.00	0.00	0.00	0.00
Apple (Average Quality)	1 kg	135.94	139.25	111.87	143.01	139.76
Peach (Average Quality)	1 kg	0.00	0.00	0.00	0.00	0.00
Grapes (Angoor) (Average Quality)	1 kg	133.86	315.82	165.10	176.60	160.00
Bananas (Kela) Local	1 Dozen	70.72	100.00	63.16	59.56	80.00
Mango Kalmi (Average Quality)	1 kg	0.00	0.00	0.00	0.00	0.00
Guava (Amrood) (Average Quality)	1 kg	91.33	120.00	92.83	0.00	170.00
Watermelon (Turbooz)	1 kg	0.00	0.00	0.00	0.00	0.00
Muskmelon (Kharbuza)	1 kg	0.00	0.00	0.00	0.00	0.00
Pulse Masoor (Washed)	1 kg	180.00	183.27	183.27	166.60	170.00
Pulse Moong (Washed)	1 kg	145.00	219.39	145.00	162.87	166.60
Pulse Mash (Washed)	1 kg	250.00	276.66	250.00	226.47	246.62
Pulse Gram	1 kg	150.00	166.41	140.00	155.00	136.58
Gram Whole Black (Average Quality)	1 kg	146.48	163.27	140.00	149.78	143.26
Gram Whole Yellow (Average Quality)	1 kg	190.00	169.80	180.00	136.35	166.60
Beans Red/White (Lobia)	1 kg	190.00	266.50	213.12	253.29	196.61
Potatoes	1 kg	61.04	63.16	60.00	58.28	60.00
Chips (Loose)	250 gm	123.24	86.18	61.62	51.61	60.00
Onions	1 kg	53.13	56.46	50.00	48.27	60.00
Tomatoes	1 kg	56.46	66.49	60.00	57.99	40.00
Turnip (Shalgham)	1 kg	76.52	70.00	50.00	0.00	100.00
Radish (Mooli)	1 kg	57.62	50.00	0.00	0.00	0.00
Cauliflower (Phool Gobhi)	1 kg	55.33	74.83	56.46	70.00	70.00
Bottlegourd (Loki)	1 kg	55.33	73.19	53.13	61.62	73.19
Lady Finger (Bhindi)	1 kg	102.93	123.24	106.27	66.49	83.20
Peas (Matar)	1 kg	0.00	0.00	0.00	0.00	0.00
Spinach (Paalak)	1 kg	26.32	30.00	20.00	40.00	50.00

Contd.

7.10 Intercity Consumer Prices (Urban)
October, 2021

Description	Unit	Peshawar	Abbottabad	Bannu	D.I. Khan	Mingora
Tinda	1 kg	89.35	100.00	70.00	73.19	120.00
Turai	1 kg	72.11	103.23	70.00	68.29	80.00
Karela	1 kg	98.62	106.27	106.27	120.00	109.70
Chilies (Green)	250 gm	35.27	43.09	25.00	43.27	28.23
Carrot (Gajar)	1 kg	0.00	0.00	0.00	0.00	0.00
Cucumber (Kheera)	1 kg	59.62	63.16	63.16	71.63	60.00
Lemon	250 gm	31.29	36.34	25.00	26.21	30.00
Garlic (Lehsun)	1 kg	300.79	286.51	280.00	289.65	240.00
Sugar Refined	1 kg	104.64	110.00	104.00	105.00	110.00
Gur (Average Quality)	1 kg	140.00	150.00	129.74	116.57	116.57
Honey MARHABA Bottle 500 gm	Each	520.00	550.00	500.00	500.00	400.00
Sweetmeat (Mixed Mithai)	1 kg	410.00	350.00	229.85	289.65	350.00
Ice Cream Walls Cup (Large Size)	Each	60.00	55.00	60.00	60.00	50.00
Cumin seed (Zeera) White NATIONAL 50 gm Packet	Each	75.00	75.00	75.00	75.00	70.00
Pepper Black NATIONAL 50 gm Packet	Each	130.00	120.00	120.00	116.57	110.00
Coriander Seed Powder NATIONAL 200 gm Packet	Each	180.00	180.00	168.00	190.00	130.00
Cardamom Large (Loose) (Average Quality)	50 gm	129.26	150.00	250.00	266.50	100.00
Cardamom Small (Average Quality)	50 gm	432.67	432.67	223.28	311.40	200.00
Salt Powdered (NATIONAL/SHAN) 800 gm Packet	Each	30.00	30.00	30.00	30.00	30.00
Chilies Powder NATIONAL 200 gm Packet	Each	380.00	380.00	380.00	390.00	380.00
Turmeric Powder NATIONAL 50 gm Packet	Each	40.00	40.00	40.00	40.00	40.00
Tomato Ketchup MITCHELLS/NATIONAL 1 kg Polybag	Each	250.00	243.29	250.00	260.00	250.00
Pickle MITCHELLS/NATIONAL Bottle (340 gm-400 gm)	Each	170.00	160.00	160.00	160.00	150.00
Ginger (Adrak)	500 gm	232.08	166.60	120.00	240.00	275.89
Custard Powder RAFHAN 300 gm Packet	Each	100.00	100.00	100.00	100.00	100.00
Tea Lipton Yellow Label 190 gm Packet	Each	250.00	250.00	230.00	250.00	230.00
Cold Drink (PEPSI/COCA-COLA) 1.5 Liter Bottle	Each	110.00	100.00	110.00	110.00	110.00
Fruit Juice Small Packet 250 ml	Each	25.00	35.00	25.00	20.00	35.00
Mineral Water NESTLE 1.5 Liter	Each	60.00	60.00	60.00	60.00	55.00
JAM-E-SHIREEN Standard Size (800 ml)	1 Bottle	280.00	280.00	280.00	280.00	280.00
Cigarettes Capstan 20'S Packet	Each	90.00	80.00	90.00	83.20	90.00
Cigarettes Gold Leaf 20'S Packet	Each	190.00	180.00	180.00	180.00	180.00
Pan Prepared (Sweet with Beetle Nuts)	Each	66.94	20.00	0.00	33.02	0.00
Long Cloth 57" Gul Ahmed/Al Karam	1 Metre	450.00	373.00	456.64	633.21	278.00
Shirting (Average Quality)	1 Metre	435.94	282.31	300.00	265.66	182.92
Pant Cloth Wash & Wear (Average Quality)	1 Metre	485.70	550.00	686.66	556.59	631.64
Lawn Printed Gul Ahmed/Al Karam	1 Metre	480.00	666.00	503.31	283.06	242.00
Georgette (Average Quality)	1 Metre	184.69	250.00	139.76	123.31	116.64
Linen, Ladies (Average Quality)	1 Metre	219.00	180.00	162.00	130.00	170.00
Heavy Weight Suiting LAWRANCE PUR (Average Quality)	1 Metre	4800.00	0.00	1698.04	2427.24	2266.17
Full Pant Boy Length 24"/26"	Each	583.58	865.35	750.00	450.00	450.00
Shirt Boy Length 24"/26"	Each	477.87	664.94	400.00	391.49	416.02
School Uniform Boys (Pant & Shirt) 24"/26"	Suit	1064.22	849.02	900.00	816.33	750.00
School Uniform Girls (Kameez & Shalwar) 24"/26"	Suit	981.47	1000.00	750.00	782.97	570.00
Awami Suit Gents Wash & Wear (Average Quality)	Suit	2039.78	2766.26	2000.00	1200.00	800.00
Women Shalwar Kameez (Average Quality)	Suit	1940.44	3000.00	2098.41	1332.51	508.20
Pullover Gents Oxford/Bonanza	Each	5190.00	4700.00	5190.00	3566.35	3500.00
Pullover Ladies Oxford/Bonanza	Each	4411.00	3500.00	4400.00	3365.36	3500.00
Pullover Gents (Average Quality)	Each	1558.47	2300.00	1532.62	1000.00	1898.24
Tailoring Charges Shirt (Men)	Each	654.21	698.81	500.00	500.00	500.00
Tailoring Charges Pant (Men)	Each	1866.84	1650.96	1500.00	865.35	1129.24
Tailoring Charges Awami Suit (Male)	Suit	904.57	850.00	700.00	648.72	682.92
Tailoring Charges Simple Suit (Female)	Suit	637.70	600.00	548.48	600.00	631.64
Underwear Medium Size (Average Quality)	Each	143.77	300.00	150.00	143.26	130.00
Vest "Baniyan" for Men Average Quality	Each	155.47	293.18	106.27	100.00	96.55
Brassier (Average Quality)	Each	158.68	250.00	200.00	150.00	129.27
Socks Nylon Local (Average Quality)	Pair	100.00	100.00	66.63	80.00	50.00
Dopatta Geogette (Average Quality)	Each	350.00	482.74	300.00	265.66	350.00
Dopatta Cotton (Average Quality)	Each	350.00	365.93	300.00	265.66	260.00
Chaddar (Wash-n-Wear) (2x2.5 Meter)	Each	1152.35	631.64	478.33	350.00	832.03
Washing Charges Pant and Shirt Both	Each	256.00	100.00	150.00	120.00	100.00

Contd.

7.10 Intercity Consumer Prices (Urban)
October, 2021

Description	Unit	Peshawar	Abbottabad	Bannu	D.I. Khan	Mingora
Dry Cleaning Charges Pant Coat Both	Suit	643.40	631.64	350.00	239.86	450.00
Washing Charges Shalwar Kameez	Suit	121.64	92.83	150.00	70.00	80.00
Gents Shoes Paul Bata	Pair	2199.00	2199.00	2199.00	2199.00	2199.00
Gents Sandal Bata	Pair	1199.00	1199.00	1199.00	1199.00	1199.00
Gents Sponge Chappal Bata	Pair	249.00	249.00	249.00	249.00	249.00
Ladies Sandal Bata	Pair	599.00	599.00	599.00	599.00	599.00
Ladies Sponge Chappal Bata	Pair	199.00	199.00	199.00	199.00	199.00
Children Shoes Power Lite Bata	Pair	1499.00	1499.00	1499.00	1499.00	1499.00
Gents Shoes Servis	Pair	1499.00	1499.00	1499.00	1499.00	1499.00
Cheetah 50 Size 3-5 Servis	Pair	1799.00	1799.00	1799.00	1799.00	1799.00
Shoe Repair Full Sole	Pair	365.09	300.00	106.27	100.00	300.00
Shoe Polish Charges	Pair	30.00	30.00	26.21	20.00	20.00
House Rent Combined	Quarterly	11421.00	8480.00	7915.00	10153.00	8050.00
Synthetic Enamel ICI Balti 3.64 Litre	Each	3300.00	3000.00	3200.00	2131.20	2800.00
Cement (Local) 50 kg Bag	Each	700.00	720.00	670.00	700.00	680.00
Bricks New 1st Class	1000 No.	12831.15	15000.00	8000.00	8000.00	14331.38
Cement Blocks (6"x8"x12")	100 No.	3297.03	3500.00	2500.00	2932.96	3400.00
Bajri	100 cu ft	4021.74	5500.00	2300.00	3433.01	2966.29
Sand (Black Pit)	100 cu ft	3419.96	4200.00	1750.00	1683.29	3933.05
Iron Bars (M.S. BAR) 1/2 " 40 Grade	I Ton	171500.00	170000.00	160000.00	160332.64	172000.00
Painter Wage Rate	Per Day	1500.00	1200.00	1200.00	1132.37	1200.00
Mason Wage Rate	Per Day	1500.00	1500.00	1500.00	1200.00	1300.00
Unskilled Labor Wage Rate	Per Day	800.00	932.17	700.00	650.00	700.00
Plumber Wage Rate	Per Day	1500.00	1500.00	1200.00	1200.00	1400.00
Electrician Charges	Per Point	130.00	250.00	100.00	123.24	265.66
Water Charges Per House	Monthly	355.45	175.00	300.00	100.00	200.00
Charges for Refuse/Waste Collection	Monthly	0.00	300.00	450.00	315.82	0.00
Electricity Charges upto 50 Units	Per Unit	6.57	6.57	6.57	6.57	6.57
Electricity Charges 51-100 Units	Per Unit	11.84	11.84	11.84	11.84	11.84
Electricity Charges 101-300 Units	Per Unit	14.29	14.29	14.29	14.29	14.29
Electricity Charges 301-700 Units	Per Unit	15.78	15.78	15.78	15.78	15.78
Electricity Charges Above 700 Units	Per Unit	23.67	23.67	23.67	23.67	23.67
Electricity Charges Combined	Per Unit	14.43	14.43	14.43	14.43	14.43
Gas Charges upto 3.3719 MMBTU	MMBTU	141.57	141.57	141.57	0.00	141.57
Gas Charges 3.3719 - 6.7438 MMBTU	MMBTU	162.20	162.20	162.20	0.00	162.20
Gas Charges 6.7438 - 10.1157 MMBTU	MMBTU	351.00	351.00	351.00	0.00	351.00
Gas Charges 10.1157 - 13.4876 MMBTU	MMBTU	555.10	555.10	555.10	0.00	555.10
Gas Charges Above 13.4876 MMBTU	MMBTU	1141.26	1141.26	1141.26	0.00	1141.26
Gas Charges Combined	MMBTU	470.23	470.23	470.23	0.00	470.23
LPG 11.67 kg Cylinder	Each	2217.30	2300.00	2000.00	2116.54	2283.33
Firewood Whole	40 kg	732.95	631.64	550.00	416.02	500.00
Chair Sheesham Wood with Arm	Each	2943.45	3500.00	1700.00	2532.90	1200.00
Chair Plastic (Chairman) (Average Quality)	Each	1488.55	1100.00	700.00	1165.70	850.00
Central Table Set with Glass Top	Set	7242.95	17165.06	9830.48	10000.00	9000.00
Sofa Set Five Seater	Set	28001.63	20000.00	20000.00	23957.10	21312.04
Dining Table wit Glass Top and Six Chairs (Average Quality)	Set	35849.25	47331.00	29317.94	23957.10	32970.28
Cot Iron (Charpai)	Each	2885.54	3065.24	3000.00	2800.00	2300.00
Steel Almirah	Each	11323.71	16000.00	12000.00	9761.00	9000.00
Mattress Foam Single Bed Molty/Diamond (4" Thick)	Each	7500.00	9500.00	9500.00	4533.09	6300.00
Tube Light Philips 40 Watt	Each	200.00	176.60	230.00	202.31	100.00
Energy Saver Philips 14 Watt	Each	220.00	190.00	190.00	300.00	200.00
Plain Carpet	1 sq ft	49.83	75.00	55.00	35.00	46.61
Readymade Quilt (3 kg)	Each	1169.37	1500.00	1083.07	600.00	631.64
Blanket Single (SN)	Each	2748.25	3932.19	3000.00	3166.31	2500.00
Bed Sheet Single (Superior Quality)	Each	1084.41	1000.00	949.12	949.12	700.00
Bed Sheet Double with two Pillow Covers (Superior Quality)	Set	1659.31	2500.00	2000.00	1465.90	2000.00
Towel Medium Size (3' x 2')	Each	386.27	650.00	350.00	300.00	265.66
Ceiling Fan 56" Pak/Younas/Millat	Each	4800.00	5500.00	4000.00	4500.00	4233.07
Refrigerator Dawlance/Pel 10 Cubic feet Double Door	Each	35300.00	57664.73	38000.00	53000.00	36000.00
Split Air Conditioner Orient/LG/Dawlance 1.5 Ton	Each	62000.00	59325.79	62000.00	70000.00	59664.80
Air Cooler Super Asia ECM-4000/JC-1000	Each	22400.00	20165.30	22000.00	18000.00	13000.00

Contd.

7.10 Intercity Consumer Prices (Urban)
October, 2021

Description	Unit	Peshawar	Abbottabad	Bannu	D.I. Khan	Mingora
Washing Machine with Spinner (Super Asia or Similar Brand) (SN)	Each	22400.00	25328.99	22800.00	18665.19	15200.00
Sewing Machine (SN) Without Cover	Each	10900.00	10500.00	10690.00	7663.09	8200.00
Geyser Super Asia Large Size 30 Gallons (Gas)	Each	28878.25	31000.00	25000.00	30000.00	18250.00
Electric Iron Dry (National/West Point)	Each	3149.80	4597.86	2200.00	4533.09	2000.00
Frying Pan Non-stick Medium Size Sonex	Each	647.79	1565.95	870.00	906.62	550.00
Water Set (OMROC) 6 Glasses + jug	Set	694.26	914.58	650.00	766.31	450.00
Tea Set Pakistani (China-Ware) Set of 21 Pieces	Set	3659.31	6162.24	1616.50	4160.17	2598.72
Dinner Set Plastic 72 Pieces Super Quality	Set	11044.52	7000.00	5500.00	6500.00	6000.00
Bucket (Balti) Plastic Medium Size	Each	421.49	580.00	459.79	382.59	566.19
Lota Plastic Medium Size (Average Quality)	Each	73.02	100.00	40.00	86.53	63.29
Water Pump Golden Monoblock/Donkey 0.5 H.P	Each	4598.91	12500.00	5500.00	6500.00	8500.00
Sufi Washing Soap 250 gm Cake	Each	65.00	65.00	60.00	50.00	40.00
Surf Excel 500 gm Polybag	Each	165.00	165.00	160.00	168.32	150.00
Express Washing Powder 1 KG Polybag	Each	230.00	230.00	210.00	220.00	210.00
Cleanser Powder Vim 900 gm Polybag	Each	84.33	85.00	80.00	80.00	100.00
Finis 400 ml Bottle	Each	220.00	220.00	170.00	170.00	180.00
Phenyl Tyfon/Finis 2.75 Litre Bottle	Each	230.00	240.00	160.00	160.00	150.00
Harpic 500 ml Bottle	Each	250.00	249.00	249.00	248.32	250.00
Boot Polish Cherry/KIWI 42 ml	Each	210.00	210.00	210.00	210.00	150.00
Robin Blue Liquid 75 ml Bottle	Each	100.00	90.00	90.00	90.00	80.00
Match Box	Each	3.63	3.63	3.00	2.62	2.00
Household Servant Female Part Time	Per Month	3618.34	3825.86	2000.00	3000.00	3634.24
Septran Tablets	10 No.	30.80	34.00	30.00	33.00	29.00
Panadol Tablets Plain	10 No.	20.00	17.00	20.00	16.66	17.00
Flagyl Tablets 400 mg	10 No.	22.00	21.65	25.00	22.13	22.00
Ventolin Tablets 2 mg	10 No.	14.50	13.20	15.00	15.00	14.00
Daonil Tablets 5 mg	10 No.	24.00	23.30	23.00	23.94	23.00
Entox Tablets	10 No.	18.90	19.00	20.00	19.33	16.00
CAC 1000 Tablets Sandoz Bottle	Each	180.00	180.00	180.00	180.00	180.00
Amoxil Capsule 250 mg	10 No.	48.28	49.00	52.00	48.00	45.00
Lederplex Syrup Bottle	Each	77.93	78.00	77.99	78.00	77.93
Phenergan Syrup 120 ml Bottle	Each	49.90	50.00	51.00	45.66	49.89
Calpol Syrup 100 ml Bottle	Each	69.50	69.00	69.54	69.51	69.00
Hydryllin Syrup 120 ml Bottle	Each	69.00	69.00	69.00	69.67	69.00
Inderal Tablets 10 mg	10 No.	19.65	20.00	21.00	21.05	20.00
Betnovate-N Ointment 10 gm Tube	Each	40.50	40.00	39.50	34.23	36.00
Johar Joshanda Instant (Sachet) Packet	Each	12.00	12.00	10.00	10.63	10.00
Glaxose-D 400 gm Packet	Each	160.00	160.00	160.00	160.00	160.00
Dettol Medium Bottle	Each	210.00	210.00	210.00	210.00	195.00
Electronic BP Checking Apparatus	Each	3324.70	3865.53	3000.00	3131.89	5500.00
Glucometer	Each	3462.81	2250.00	3800.00	2264.74	3000.00
Doctor (MBBS) Clinic Fee	Per Patient	638.54	400.00	262.07	500.00	500.00
Gynecologist Fee Per Visit	Per Patient	772.83	300.00	464.16	500.00	600.00
Dental Surgeon Fee Per Visit	Per Patient	520.67	200.00	350.00	500.00	300.00
Dental Extraction Fee	Per Tooth	828.29	262.07	500.00	1310.37	2000.00
Urine Test (DR) Charges	Per Test	350.00	100.00	150.00	100.00	110.00
Blood Test (CP) Charges	Per Test	480.00	400.00	250.00	353.30	300.00
Sugar Test (Random/Fasting) Charges of Both	Per Test	390.00	200.00	200.00	100.00	200.00
ECG Charges	Per Test	350.00	300.00	300.00	500.00	200.00
X-RAY (Chest) Charges	Per X-ray	382.59	500.00	215.44	416.02	200.00
Ultrasound Abdominal	Per Test	928.32	600.00	700.00	594.39	500.00
Physiotherapist Fee Per Visit	Per Patient	531.33	500.00	500.00	500.00	500.00
Cost of Surgery (C-Section)	Per Case	43737.07	45000.00	23207.94	34760.27	31663.13
Car Suzuki 800 cc Without AC	Each	938000.00	0.00	0.00	839000.00	0.00
Car Suzuki 1000 cc	Each	1655055.55	1900000.00	0.00	1767484.09	0.00
Car Toyota 1300 cc Xli	Each	2525000.00	2835000.00	0.00	2585353.75	0.00
Car Honda Civic Turbo 1.5 VTEC	Each	4449000.00	4735000.00	0.00	0.00	0.00
Motorcycle Honda CD 70	Each	90900.00	90900.00	90900.00	90900.00	90900.00
Motorcycle United/Unique 70 cc	Each	57000.00	57000.00	60000.00	54500.00	64000.00
Bicycle	Each	15000.00	11500.00	11500.00	12164.40	7162.85
Tire Motorcycle CD 70 (Back Wheel)	Each	1650.00	1800.00	1400.00	1683.17	1500.00

Contd.

7.10 Intercity Consumer Prices (Urban)
October, 2021

Description	Unit	Peshawar	Abbottabad	Bannu	D.I. Khan	Mingora
Tire Car Mehran Tubeless (General)	Each	5200.00	4375.00	4000.00	4766.43	3600.00
Petrol Super	Per Litre	132.55	132.55	132.55	132.55	132.55
Hi-Speed Diesel	Per Litre	128.26	128.26	128.26	128.26	128.26
CNG	1 kg/1 Ltr	138.90	138.90	144.90	0.00	134.90
Mobil Oil (Havoline 20w-50)	4 Litres	2600.00	2640.00	2200.00	2450.00	2400.00
Motorcycle Service Charges	Each	150.00	150.00	100.00	165.10	100.00
Car Service Charges	Each	350.00	400.00	400.00	416.02	350.00
Tire Car Puncture Charges	Each	73.19	83.67	100.00	150.00	53.13
Car Tax 800 cc to 1500 cc	Per Year	1075.00	1075.00	1075.00	1075.00	1075.00
Train Fare Economy per Person	Per km	1.07	1.07	1.07	1.07	1.07
Train Fare AC Sleeper per Person	Per km	4.71	4.71	4.71	4.71	4.71
Train Fare AC Lower per Person	Per km	2.66	2.66	2.66	2.66	2.66
Train Fare Business Class per Person	Per km	3.15	3.15	3.15	3.15	3.15
Auto Rickshaw Fare	Minimum	60.00	0.00	53.13	92.83	50.00
Taxi Four Seater Fare	Minimum	120.00	250.00	0.00	300.00	0.00
Bus Fare Minimum Within City	Per Ticket	15.00	20.00	0.00	0.00	0.00
Bus Fare Maximum Within City	Per Ticket	43.09	20.00	20.00	0.00	0.00
Bus Fare Outside City (non AC)	Per km	1.40	1.52	1.40	1.50	1.31
Bus Fare Outside City (AC)	Per km	2.10	2.17	1.80	2.50	1.66
Mini Bus Fare Minimum Within City	Per Ticket	15.00	0.00	0.00	0.00	0.00
Mini Bus Fare Maximum Within City	Per Ticket	43.09	0.00	0.00	0.00	0.00
Suzuki Fare Minimum Within City	Per Ticket	15.00	20.00	0.00	10.00	10.00
Suzuki Fare Maximum Within City	Per Ticket	33.02	20.00	0.00	20.00	15.00
Air Fare Economy Class Per Kilometer (National Average)	Per Person	19.87	19.87	19.87	19.87	19.87
Courier Charges Minimum Within Zone Outside City (TCS)	Per Envelope	250.00	220.00	200.00	200.00	200.00
Mobile Set with Rear Camera and Without Touch Screen	Each	3659.31	3816.59	3100.00	2800.00	3500.00
Telephone Call Charges	Per Minute	1.79	1.79	1.79	1.79	1.79
Internet Charges (DSL) 1 MB (Unlimited)	Per Month	2184.35	2184.35	2184.35	2184.35	2184.35
Mobile Call Charges	Per Unit	2.99	2.99	2.99	2.99	2.99
LED Sony/Samsung 32" Colored	Each	42000.00	0.00	29329.57	32000.00	22000.00
Personal Computer with LED Monitor (17") DELL/HP/ACER CORE i5	Each	55744.95	45000.00	55000.00	68000.00	0.00
Laptop DELL/HP/ACER Core i5, Display (14'-15')	Each	58275.35	75000.00	60000.00	70000.00	0.00
Recreational Park Charges (Minimum Playland Ticket)	Per Person	10.00	10.00	20.00	23.21	10.00
Cable Charges	Per Month	232.08	300.00	300.00	400.00	300.00
English Book Class VI	Each	94.00	90.00	72.00	87.00	90.00
English Book Class IX and X	Each	74.00	69.50	74.00	73.65	75.00
English Book Class XI Complete Set	Each	109.00	89.00	109.00	109.00	94.00
English Book BA/B.SC	Each	182.50	75.00	120.00	120.00	70.00
Urdu Book Class V (Text Book Board)	Each	73.00	73.00	76.00	80.00	73.00
Urdu Book Class IX and X (Text Book Board)	Each	68.50	67.50	68.50	72.87	75.00
Urdu Book Class XI/Inter	Each	83.00	86.00	86.00	83.00	100.00
Urdu Book BA/B.SC	Each	127.50	140.00	160.00	240.00	121.64
Mathematics Book Class V (Text Book Board)	Each	91.00	101.00	105.00	105.00	101.00
Mathematics Book Class IX and X (Text Book Board)	Each	147.00	134.00	147.00	133.32	145.94
Mathematics Book Class XI (Text Book Board)	Each	205.00	203.00	205.00	211.00	215.00
Newspaper Daily Dawn	Each	25.00	25.00	25.00	25.00	25.00
Newspaper Daily Jang	Each	20.00	20.00	20.00	20.00	20.00
Akhbar-e-Jehan Weekly	Each	70.00	70.00	70.00	70.00	70.00
MAG THE WEEKLY (Magazine)	Each	50.00	50.00	50.00	50.00	50.00
Exercise Book (with Lines) 80 to 100 Pages	Each	113.44	80.00	70.00	60.00	65.00
Lead Pencil Goldfish	Each	10.00	10.00	10.00	10.00	10.00
Pen Ink Dollar 57 ml Bottle	Each	30.00	35.00	20.00	30.00	30.00
Photostat Paper 70 gm	Packet	564.17	523.31	550.00	513.25	500.00
Ballpoint Pen Local	Each	10.00	10.00	10.00	10.00	10.00
Private School Fee English Medium Average Standard (Class I)	Per Month	3615.21	3371.83	566.19	1062.66	1000.00
Private School Fee English Medium Average Standard (Class V)	Per Month	3615.21	3580.45	782.97	1500.00	1500.00
Private School Fee English Medium Average Standard (Class VI)	Per Month	3615.21	3877.76	816.33	1832.73	2500.00
Private School Fee English Medium Average Standard (Class X)	Per Month	3680.59	3903.96	1065.60	2232.84	3000.00
Government College Fee First Year	Per Month	45.83	46.00	45.83	183.30	41.67
Private College Fee First Year	Per Month	8772.05	8469.32	2000.00	2832.94	3000.00
Coaching Fee for Class IX/X Science Group	Per Subject	2500.00	900.00	1000.00	1200.00	3000.00

Contd.

7.10 Intercity Consumer Prices (Urban)
October, 2021

Description	Unit	Peshawar	Abbottabad	Bannu	D.I. Khan	Mingora
Coaching Fee for Class XI/XII Science Group	Per Subject	3000.00	1100.00	1200.00	1500.00	6000.00
Coaching Fee for Class XI/XII Commerce Group	Per Subject	3000.00	1100.00	1000.00	1200.00	950.00
Government University Fee M.S.c / M.A.	Per Month	2500.00	166.00	1787.50	2700.00	1916.67
Tuition Fee Private University M.Sc./M.A	Per Month	7870.10	0.00	1500.00	7523.66	6000.00
Government Medical College/University Tuition Fee for MBBS (1st year)	Per Month	2496.00	940.00	641.67	939.60	939.58
Private Medical College/University Tuition Fee for MBBS (1st year)	Per Month	79167.00	66666.00	0.00	0.00	0.00
Government Engineering University Tuition Fee for BE (1st year)	Per Month	641.45	0.00	3542.00	595.83	0.00
Private Engineering University Tuition Fee for BE (1st year)	Per Month	15000.00	0.00	0.00	0.00	0.00
Vocational Training Basic Computer Short Course Fee (3 Months)	Per Course	2603.37	800.00	5646.22	3158.18	3000.00
Bread Tandoori Standard Size	Each	11.45	15.00	10.00	10.00	10.00
Cooked Chicken at Average Hotel	Per Plate	153.26	120.00	120.00	130.00	196.61
Cooked Beef at Average Hotel	Per Plate	150.00	139.25	106.56	150.00	146.37
Cooked Daal at Average Hotel	Per Plate	73.19	80.00	60.00	86.53	90.00
Chicken Biryani Full/Double	Per Plate	160.00	159.40	130.00	150.00	186.43
Tea Prepared Ordinary	Per Cup	30.00	30.00	23.21	20.00	30.00
Pizza Chicken Medium Size (Average Quality)	Each	550.00	999.00	650.00	632.89	700.00
Burger with Shami Kabab (Average Quality)	Each	92.83	60.00	73.19	80.00	90.00
Chicken Roast (Full) (Average Quality)	Each	654.51	600.00	566.19	765.17	600.00
Seekh Kabab (Beef) (Average Quality)	1 Dozen	480.00	637.60	513.25	482.74	480.00
Marriage Hall Charges with Furniture	Per Head	250.00	150.00	90.00	126.33	90.00
Marriage Hall Service Charges with Food (Average Meal)	Per Head	925.59	582.85	350.00	430.89	800.00
Government Hostel Accommodation Fee for Intermediate College per Student	Per Month	785.00	558.00	450.00	450.00	575.00
Private Hostel Accommodation Fee for Intermediate College per Student	Per Month	6403.50	1750.00	2500.00	1563.91	3000.00
Hair Cut Charges for Men	Per Cut	186.43	100.00	150.00	112.92	86.18
Hair Style Charges (at Average Beauty Parlor)	Per Style	300.00	631.64	300.00	246.62	430.89
Shaving Charges	Per Shave	116.82	78.84	100.00	50.00	60.00
Electric Hair Straightener (PHILIPS)	Each	3533.02	3500.00	1880.00	1500.00	1600.00
Toilet Soap LUX 75 gm	Each	42.85	45.00	42.85	43.56	42.85
Toilet Soap LIFEBUOY 115 gm	Each	50.00	50.00	55.00	50.00	52.00
Tooth Paste COLGATE 75 gm	Each	100.00	97.50	110.00	83.20	95.00
Tooth Brush (SHIELD)	Each	58.80	60.00	40.00	56.46	40.00
Hair Color (KALA KOLA)	Tube	160.00	160.00	150.00	163.05	140.00
Hair Removing Cream (EU-Cream) 30ml Tube	Each	120.00	85.00	75.00	72.68	90.00
Shaving Cream (TOUCHME large/ADMIRAL)	Tube	80.00	85.00	80.00	86.64	80.00
Blade Treet Ordinary (10 no. Packet)	Each	50.00	60.00	40.00	43.27	40.00
Disposable Razor Gillette Blue II	Each	70.00	70.00	50.00	50.00	50.00
Shampoo Sun silk/Pantene 90 ml Bottle	Each	110.00	120.00	132.00	110.00	130.00
Lipstick Swiss Miss/Medora (Medium)	Each	180.00	125.00	160.00	150.00	100.00
Nail Polish Swiss Miss/Medora (Medium)	Each	180.00	140.00	130.00	106.56	83.20
Perfume Medium Size Broche/Medora	Each	330.00	308.65	270.00	190.00	220.00
Face Cream Ponds Medium Size (Cold)	Each	140.00	158.32	140.00	290.00	130.00
Talcum Powder Viceroy/Black Cat Large Size	Each	220.00	220.00	200.00	139.83	240.00
Hair Oil (Kala Kola hair tonic)	200 ml	280.00	243.15	230.00	232.08	190.00
Tissue Paper Perfumed Box 100 napkins	Each	190.00	180.00	140.00	141.53	120.00
Pampers (Medium Size)	S.Packet	400.00	484.00	350.00	532.80	390.00
Gold Tezabi 24 Carett	10 gm	96333.00	96889.00	96912.00	100433.33	99000.00
Silver Tezabi 24 Carett	10 gm	1500.00	1243.00	1191.00	1250.00	1200.00
Wall Clock Quartz (Average Quality)	Each	1476.34	616.22	648.72	600.00	900.00
Artificial Jewelry (Locket Set) (Average Quality)	Each	1450.05	1000.00	1397.61	548.48	1216.44
Suitcase Ragzine (24"x16"x6") (Average Quality)	Each	809.79	1500.00	1166.43	1600.00	850.00
Trunk Medium Size (Average Quality)	Each	2088.10	1400.00	2398.61	1500.00	4000.00
Purse Ladies Medium Size (Average Quality)	Each	1531.16	1000.00	1200.00	600.00	1000.00

7.10 Intercity Consumer Prices (Urban)
October, 2021

Description	Unit	Quetta	Turbat	Gawadar	Loralai	Khuzdar	D.M. Jamali
Wheat	10 kg	604.99	600.00	600.00	670.00	603.31	566.19
Wheat Flour (Fine/Superior Quality)	1 kg	81.00	80.00	80.00	64.66	69.00	69.33
Wheat Flour (Average Quality)	1 kg	69.00	75.00	75.00	67.17	66.00	64.33
Wheat Flour Bag	20 kg	1380.00	1400.00	1350.00	1346.66	1386.63	1308.28
Suji	1 kg	94.91	116.57	100.00	81.63	80.00	93.22
Vermicelli (Packet)	1 kg	80.00	135.00	127.33	120.00	150.00	90.00
Besan	1 kg	184.95	180.00	180.00	166.60	150.00	140.00
Rice Basmati (Superior Quality)	1 kg	189.82	220.00	220.00	176.60	180.00	150.00
Rice Basmati 385/386	1 kg	114.93	130.00	120.00	126.58	130.00	120.00
Rice Basmati Broken (Average Quality)	1 kg	104.92	100.00	100.00	93.30	96.55	68.29
Rice IRRI-6/9 (Sindh/Punjab)	1 kg	89.91	60.00	60.00	63.29	73.19	65.00
Bread plain (Medium Size)	Each	60.00	80.00	80.00	61.62	50.00	50.00
Rusk (Papay) (Average Quality)	1 kg	209.84	231.65	225.00	233.29	223.28	200.00
Biscuit Bakery (Loose, Average Quality)	250 gm	94.91	85.00	85.00	113.24	90.00	80.00
Samosa (Vegetable, Average Quality)	Each	20.00	15.00	15.00	15.00	15.00	10.00
Nimko (Loose, Average Quality)	250 gm	74.89	90.00	100.00	66.49	100.00	80.00
Beef with Bone (Average Quality)	1 kg	599.94	600.00	600.00	480.00	550.00	500.00
Mutton (Average Quality)	1 kg	1149.27	1200.00	1200.00	1050.00	1050.00	1100.00
Chicken Farm Broiler (Live)	1 kg	284.97	220.00	220.00	296.63	320.00	280.00
Fish Rahu (Medium Size)	1 kg	424.51	300.00	300.00	309.89	400.00	300.00
Milk fresh (Un-boiled)	1 Litre	120.00	140.00	140.00	110.00	110.00	120.00
Milk Tetra Pack 1 Litre (MILK PAK/HALEEB/OLPERS)	Each	160.00	155.00	160.00	170.00	160.00	170.00
Curd	1 kg	132.45	150.00	160.00	120.00	120.00	140.00
LACTOGEN 400 gm Packet	Each	640.00	640.00	640.00	633.32	650.00	640.00
Powdered Milk NIDO 390 gm Polybag	Each	500.00	500.00	500.00	496.64	510.00	500.00
Eggs Farm	Dozen	189.82	180.00	170.00	193.28	186.61	180.00
Butter Local Packed 50 gm	Each	50.00	50.00	35.00	47.43	40.00	48.27
Mustard Oil (Average Quality)	1 kg	294.97	280.00	280.00	300.00	316.63	286.51
Cooking Oil DALDA or Other Similar Brand (SN), 5 Litre Tin	Each	1820.00	1745.00	1745.00	1800.00	1765.00	1820.00
Vegetable Ghee DALDA/HABIB 2.5 kg Tin	Each	925.00	885.00	885.00	900.00	865.00	925.00
Vegetable Ghee DALDA/HABIB or Other superior Quality 1 kg Pouch	Each	361.00	346.00	346.00	350.00	346.00	361.00
Almonds (Badam) Kaghazi with Shell (Average Quality)	1 kg	837.71	746.65	753.32	1133.09	1200.00	1132.37
Groundnuts (Moong Phali) with shell	1 kg	409.92	250.00	206.06	326.53	400.00	286.51
Kinnu (Average Quality)	1 Dozen	0.00	0.00	0.00	0.00	0.00	0.00
Apple (Average Quality)	1 kg	109.70	150.00	150.00	103.23	100.00	150.00
Peach (Average Quality)	1 kg	0.00	0.00	0.00	0.00	0.00	0.00
Grapes (Angoor) (Average Quality)	1 kg	139.76	169.39	180.00	204.94	180.00	293.18
Bananas (Kela) Local	1 Dozen	69.52	80.00	80.00	76.52	63.16	43.09
Mango Kalmi (Average Quality)	1 kg	0.00	0.00	0.00	0.00	0.00	0.00
Guava (Amrood) (Average Quality)	1 kg	0.00	0.00	0.00	0.00	0.00	0.00
Watermelon (Turbooz)	1 kg	0.00	0.00	0.00	0.00	0.00	0.00
Muskmelon (Kharbuza)	1 kg	0.00	0.00	0.00	0.00	0.00	0.00
Pulse Masoor (Washed)	1 kg	174.95	170.00	178.32	163.27	180.00	170.00
Pulse Moong (Washed)	1 kg	229.85	220.00	220.00	183.27	203.28	230.00
Pulse Mash (Washed)	1 kg	274.97	220.00	243.29	246.62	200.00	260.00
Pulse Gram	1 kg	174.95	170.00	170.00	160.00	160.00	163.27
Gram Whole Black (Average Quality)	1 kg	184.95	170.00	175.00	163.27	180.00	0.00
Gram Whole Yellow (Average Quality)	1 kg	194.96	180.00	180.00	233.29	196.61	173.07
Beans Red/White (Lobia)	1 kg	294.97	260.00	220.00	236.62	250.00	186.43
Potatoes	1 kg	44.81	60.00	50.00	53.13	50.00	38.26
Chips (Loose)	250 gm	74.89	85.67	100.00	63.16	80.00	65.00
Onions	1 kg	44.81	60.00	60.00	48.27	48.27	50.00
Tomatoes	1 kg	59.65	60.00	80.00	53.13	56.46	70.00
Turnip (Shalgham)	1 kg	52.28	0.00	0.00	50.00	0.00	50.00
Radish (Mooli)	1 kg	42.23	0.00	0.00	60.00	0.00	0.00
Cauliflower (Phool Gobhi)	1 kg	62.31	0.00	0.00	50.00	0.00	63.16
Bottlegourd (Loki)	1 kg	62.31	0.00	0.00	56.46	50.00	53.13
Lady Finger (Bhindi)	1 kg	134.66	120.00	120.00	116.57	76.52	63.16
Peas (Matar)	1 kg	0.00	0.00	0.00	0.00	0.00	0.00
Spinach (Paalak)	1 kg	42.23	0.00	0.00	53.13	0.00	50.00

Contd.

7.10 Intercity Consumer Prices (Urban)
October, 2021

Description	Unit	Quetta	Turbat	Gawadar	Loralai	Khuzdar	D.M. Jamali
Tinda	1 kg	72.34	0.00	60.00	0.00	0.00	73.19
Turai	1 kg	82.36	0.00	80.00	86.53	80.00	80.00
Karela	1 kg	72.34	0.00	110.00	98.30	63.16	92.83
Chilies (Green)	250 gm	32.14	40.00	40.00	31.58	26.57	30.00
Carrot (Gajar)	1 kg	0.00	0.00	0.00	0.00	0.00	0.00
Cucumber (Kheera)	1 kg	72.34	80.00	80.00	76.52	76.52	66.49
Lemon	250 gm	52.28	50.00	53.13	76.52	56.46	30.00
Garlic (Lehsun)	1 kg	349.90	300.00	300.00	316.63	306.52	280.00
Sugar Refined	1 kg	110.00	115.00	115.00	110.00	105.00	105.00
Gur (Average Quality)	1 kg	149.78	130.00	140.00	116.57	138.31	140.00
Honey MARHABA Bottle 500 gm	Each	450.00	500.00	500.00	503.31	550.00	500.00
Sweetmeat (Mixed Mithai)	1 kg	624.67	446.64	436.57	500.00	550.00	379.74
Ice Cream Walls Cup (Large Size)	Each	60.00	60.00	60.00	60.00	40.00	70.00
Cumin seed (Zeera) White NATIONAL 50 gm Packet	Each	80.00	80.00	75.00	75.00	80.00	70.00
Pepper Black NATIONAL 50 gm Packet	Each	120.00	122.61	120.00	120.00	120.00	110.00
Coriander Seed Powder NATIONAL 200 gm Packet	Each	180.00	180.00	180.00	140.00	180.00	130.00
Cardamom Large (Loose) (Average Quality)	50 gm	189.82	160.00	170.00	200.00	280.00	100.00
Cardamom Small (Average Quality)	50 gm	349.90	200.00	400.00	220.00	270.00	300.00
Salt Powdered (NATIONAL/SHAN) 800 gm Packet	Each	30.00	30.00	30.00	35.00	40.00	30.00
Chilies Powder NATIONAL 200 gm Packet	Each	380.00	380.00	380.00	380.00	380.00	380.00
Turmeric Powder NATIONAL 50 gm Packet	Each	40.00	60.00	60.00	40.00	50.00	40.00
Tomato Ketchup MITCHELLS/NATIONAL 1 kg Polybag	Each	260.00	300.00	235.00	280.00	300.00	256.62
Pickle MITCHELLS/NATIONAL Bottle (340 gm-400 gm)	Each	170.00	130.00	130.00	150.00	160.00	110.00
Ginger (Adrak)	500 gm	244.97	250.00	240.00	310.00	200.00	256.62
Custard Powder RAFHAN 300 gm Packet	Each	100.00	95.00	85.00	100.00	110.00	100.00
Tea Lipton Yellow Label 190 gm Packet	Each	230.00	230.00	230.00	230.00	230.00	230.00
Cold Drink (PEPSI/COCA-COLA) 1.5 Liter Bottle	Each	110.00	110.00	130.00	110.00	100.00	100.00
Fruit Juice Small Packet 250 ml	Each	40.00	35.00	40.00	36.34	30.00	20.00
Mineral Water NESTLE 1.5 Liter	Each	60.00	60.00	60.00	60.00	60.00	60.00
JAM-E-SHIREEN Standard Size (800 ml)	1 Bottle	280.00	280.00	280.00	280.00	280.00	280.00
Cigarettes Capstan 20'S Packet	Each	90.00	90.00	90.00	80.00	90.00	80.00
Cigarettes Gold Leaf 20'S Packet	Each	190.00	190.00	186.61	180.00	180.00	180.00
Pan Prepared (Sweet with Beetle Nuts)	Each	40.00	0.00	0.00	0.00	48.27	10.00
Long Cloth 57" Gul Ahmed/Al Karam	1 Metre	548.48	300.00	283.29	432.67	406.56	215.44
Shirting (Average Quality)	1 Metre	164.95	170.00	160.00	393.22	200.00	153.26
Pant Cloth Wash & Wear (Average Quality)	1 Metre	397.91	563.20	383.30	0.00	300.00	0.00
Lawn Printed Gul Ahmed/Al Karam	1 Metre	498.33	260.00	250.00	416.02	370.00	232.08
Georgette (Average Quality)	1 Metre	134.94	130.00	116.57	286.51	200.00	93.22
Linen, Ladies (Average Quality)	1 Metre	139.76	130.00	150.00	243.15	300.00	100.00
Heavy Weight Suiting LAWRANCE PUR (Average Quality)	1 Metre	1149.27	0.00	0.00	0.00	0.00	0.00
Full Pant Boy Length 24"/26"	Each	695.21	450.00	460.00	532.80	1100.00	416.02
Shirt Boy Length 24"/26"	Each	493.24	350.00	400.00	332.47	1000.00	416.02
School Uniform Boys (Pant & Shirt) 24"/26"	Suit	1397.61	1200.00	1293.30	743.27	1316.46	900.00
School Uniform Girls (Kameez & Shalwar) 24"/26"	Suit	1453.42	1200.00	1233.11	782.97	1283.11	765.17
Awami Suit Gents Wash & Wear (Average Quality)	Suit	896.28	1000.00	900.00	0.00	1000.00	1095.45
Women Shalwar Kameez (Average Quality)	Suit	896.28	1000.00	900.00	2398.61	1200.00	1392.48
Pullover Gents Oxford/Bonanza	Each	4495.37	2300.00	2232.84	0.00	2000.00	2236.07
Pullover Ladies Oxford/Bonanza	Each	4645.52	2232.84	2166.15	0.00	2750.00	2656.65
Pullover Gents (Average Quality)	Each	1005.68	693.27	600.00	0.00	1000.00	2000.00
Tailoring Charges Shirt (Men)	Each	448.14	500.00	400.00	0.00	350.00	432.67
Tailoring Charges Pant (Men)	Each	448.14	765.17	0.00	0.00	700.00	832.03
Tailoring Charges Awami Suit (Male)	Suit	949.12	832.03	865.35	766.31	700.00	531.33
Tailoring Charges Simple Suit (Female)	Suit	695.21	616.22	600.00	632.89	666.26	500.00
Underwear Medium Size (Average Quality)	Each	89.63	200.00	200.00	150.00	250.00	150.00
Vest "Baniyan" for Men Average Quality	Each	139.76	150.00	160.00	176.60	200.00	126.33
Brassier (Average Quality)	Each	246.62	250.00	266.62	232.08	250.00	126.33
Socks Nylon Local (Average Quality)	Pair	89.63	130.00	133.25	159.40	116.57	70.00
Dopatta Geogette (Average Quality)	Each	224.07	400.00	363.30	500.00	350.00	215.44
Dopatta Cotton (Average Quality)	Each	347.60	280.00	280.00	500.00	350.00	200.00
Chaddar (Wash-n-Wear) (2x2.5 Meter)	Each	397.91	436.64	396.64	548.48	400.00	516.14
Washing Charges Pant and Shirt Both	Each	173.80	73.29	100.00	200.00	160.00	126.33

Contd.

7.10 Intercity Consumer Prices (Urban)
October, 2021

Description	Unit	Quetta	Turbat	Gawadar	Loralai	Khuzdar	D.M. Jamali
Dry Cleaning Charges Pant Coat Both	Suit	598.61	365.93	360.00	450.00	350.00	153.26
Washing Charges Shalwar Kameez	Suit	123.31	80.00	80.00	134.16	100.00	63.16
Gents Shoes Paul Bata	Pair	2199.00	2199.00	2199.00	2199.00	2199.00	2199.00
Gents Sandal Bata	Pair	1199.00	1199.00	1199.00	1199.00	1199.00	1199.00
Gents Sponge Chappal Bata	Pair	249.00	249.00	249.00	249.00	249.00	249.00
Ladies Sandal Bata	Pair	599.00	599.00	599.00	599.00	599.00	599.00
Ladies Sponge Chappal Bata	Pair	199.00	199.00	199.00	199.00	199.00	199.00
Children Shoes Power Lite Bata	Pair	1499.00	1499.00	1499.00	1499.00	1499.00	1499.00
Gents Shoes Servis	Pair	1499.00	1499.00	1499.00	1499.00	1499.00	1499.00
Cheetah 50 Size 3-5 Servis	Pair	1799.00	1799.00	1799.00	1799.00	1799.00	1799.00
Shoe Repair Full Sole	Pair	87.89	129.74	150.00	150.00	90.00	146.59
Shoe Polish Charges	Pair	40.00	53.13	55.00	26.21	46.42	30.00
House Rent Combined	Quarterly	11567.00	11943.00	12207.00	7215.00	6331.00	6415.00
Synthetic Enamel ICI Balti 3.64 Litre	Each	3200.00	3100.00	3100.00	2200.00	2000.00	2366.19
Cement (Local) 50 kg Bag	Each	720.00	725.00	725.00	700.00	726.65	680.00
Bricks New 1st Class	1000 No.	9491.22	0.00	0.00	14164.72	0.00	8830.15
Cement Blocks (6"x8"x12")	100 No.	0.00	3166.31	3200.00	2366.19	2800.00	3500.00
Bajri	100 cu ft	5246.03	4865.76	4865.76	1532.62	3000.00	3500.00
Sand (Black Pit)	100 cu ft	4245.09	3500.00	3500.00	3298.99	3500.00	3000.00
Iron Bars (M.S. BAR) 1/2 " 40 Grade	I Ton	175000.00	173000.00	173000.00	167000.00	175000.00	165000.00
Painter Wage Rate	Per Day	1397.61	1200.00	1165.70	1249.00	1500.00	0.00
Mason Wage Rate	Per Day	1898.24	1766.03	1766.03	1500.00	1500.00	1200.00
Unskilled Labor Wage Rate	Per Day	1096.96	800.00	800.00	700.00	766.31	600.00
Plumber Wage Rate	Per Day	1197.22	1200.00	1200.00	1465.90	1500.00	965.49
Electrician Charges	Per Point	219.85	250.00	223.28	200.00	293.18	200.00
Water Charges Per House	Monthly	330.00	150.00	300.00	0.00	300.00	450.00
Charges for Refuse/Waste Collection	Monthly	144.22	500.00	500.00	0.00	0.00	300.00
Electricity Charges upto 50 Units	Per Unit	6.57	6.57	6.57	6.57	6.57	6.57
Electricity Charges 51-100 Units	Per Unit	11.84	11.84	11.84	11.84	11.84	11.84
Electricity Charges 101-300 Units	Per Unit	14.29	14.29	14.29	14.29	14.29	14.29
Electricity Charges 301-700 Units	Per Unit	15.78	15.78	15.78	15.78	15.78	15.78
Electricity Charges Above 700 Units	Per Unit	23.67	23.67	23.67	23.67	23.67	23.67
Electricity Charges Combined	Per Unit	14.43	14.43	14.43	14.43	14.43	14.43
Gas Charges upto 3.3719 MMBTU	MMBTU	141.57	0.00	0.00	0.00	0.00	141.57
Gas Charges 3.3719 - 6.7438 MMBTU	MMBTU	162.20	0.00	0.00	0.00	0.00	162.20
Gas Charges 6.7438 - 10.1157 MMBTU	MMBTU	351.00	0.00	0.00	0.00	0.00	351.00
Gas Charges 10.1157 - 13.4876 MMBTU	MMBTU	555.10	0.00	0.00	0.00	0.00	555.10
Gas Charges Above 13.4876 MMBTU	MMBTU	1141.26	0.00	0.00	0.00	0.00	1141.26
Gas Charges Combined	MMBTU	470.23	0.00	0.00	0.00	0.00	470.23
LPG 11.67 kg Cylinder	Each	2099.94	2100.00	2100.00	2100.00	2200.00	2334.00
Firewood Whole	40 kg	689.95	406.56	500.00	766.31	800.00	500.00
Chair Sheesham Wood with Arm	Each	1397.61	2700.00	2566.23	0.00	1800.00	2000.00
Chair Plastic (Chairman) (Average Quality)	Each	594.39	1000.00	1016.40	1249.33	1732.70	1000.00
Central Table Set with Glass Top	Set	4481.40	0.00	0.00	9283.18	5000.00	0.00
Sofa Set Five Seater	Set	29955.49	31663.13	25000.00	19309.79	12000.00	12961.48
Dining Table wit Glass Top and Six Chairs (Average Quality)	Set	46366.25	35663.53	34000.00	0.00	0.00	17660.30
Cot Iron (Charpai)	Each	3381.63	5733.14	5065.80	2449.66	4500.00	4160.17
Steel Almirah	Each	12974.31	15000.00	13325.13	12331.06	14164.72	14325.70
Mattress Foam Single Bed Molty/Diamond (4" Thick)	Each	4200.00	4366.41	3800.00	5161.40	5000.00	6745.37
Tube Light Philips 40 Watt	Each	250.00	180.00	166.60	200.00	150.00	150.00
Energy Saver Philips 14 Watt	Each	220.00	230.00	196.61	196.61	150.00	180.00
Plain Carpet	1 sq ft	60.25	100.00	109.33	64.87	50.00	50.00
Readymade Quilt (3 kg)	Each	1070.25	600.00	576.65	1000.00	1100.00	666.26
Blanket Single (SN)	Each	1647.21	2198.48	2200.00	3565.44	3096.84	3659.31
Bed Sheet Single (Superior Quality)	Each	1716.51	850.00	800.00	1097.65	1400.00	600.00
Bed Sheet Double with two Pillow Covers (Superior Quality)	Set	1993.31	1200.00	1200.00	1383.13	2000.00	1000.00
Towel Medium Size (3' x 2')	Each	297.20	500.00	346.63	450.00	500.00	315.82
Ceiling Fan 56" Pak/Younas/Millat	Each	4296.90	4800.00	4699.29	5165.15	4000.00	4466.42
Refrigerator Dawlance/Pel 10 Cubic feet Double Door	Each	42992.25	45000.00	46000.00	38165.94	39496.84	45000.00
Split Air Conditioner Orient/LG/Dawlance 1.5 Ton	Each	59977.77	55664.66	55000.00	71500.00	65000.00	60659.39
Air Cooler Super Asia ECM-4000/JC-1000	Each	16980.37	13000.00	12000.00	14831.45	10500.00	10000.00

Contd.

7.10 Intercity Consumer Prices (Urban)
October, 2021

Description	Unit	Quetta	Turbat	Gawadar	Loralai	Khuzdar	D.M. Jamali
Washing Machine with Spinner (Super Asia or Similar Brand) (SN)	Each	19399.83	17599.00	17599.00	22248.60	20000.00	0.00
Sewing Machine (SN) Without Cover	Each	9400.00	9900.00	9900.00	8732.82	8830.15	7000.00
Geyser Super Asia Large Size 30 Gallons (Gas)	Each	21984.84	16665.01	17000.00	0.00	21000.00	14831.45
Electric Iron Dry (National/West Point)	Each	2314.24	2466.21	1832.73	2500.00	2366.19	1864.34
Frying Pan Non-stick Medium Size Sonex	Each	795.81	800.00	693.27	859.50	1532.62	865.35
Water Set (OMROC) 6 Glasses + jug	Set	695.21	700.00	850.00	1000.00	1000.00	600.00
Tea Set Pakistani (China-Ware) Set of 21 Pieces	Set	1497.77	1600.00	1700.00	3432.02	2500.00	2154.43
Dinner Set Plastic 72 Pieces Super Quality	Set	5246.03	4533.09	4466.42	7132.71	8163.31	4433.08
Bucket (Balti) Plastic Medium Size	Each	374.44	600.00	613.26	489.79	500.00	265.66
Lota Plastic Medium Size (Average Quality)	Each	50.00	70.00	70.00	96.55	90.00	60.00
Water Pump Golden Monoblock/Donkey 0.5 H.P	Each	9864.85	12000.00	11656.95	9000.00	10000.00	9491.22
Sufi Washing Soap 250 gm Cake	Each	65.00	52.00	52.00	56.62	50.00	51.61
Surf Excel 500 gm Polybag	Each	165.00	150.00	150.00	158.32	165.00	158.32
Express Washing Powder 1 KG Polybag	Each	230.00	240.00	230.00	220.00	230.00	220.00
Cleanser Powder Vim 900 gm Polybag	Each	90.00	96.55	98.00	140.00	85.00	100.00
Finis 400 ml Bottle	Each	320.00	215.00	215.00	186.61	190.00	250.00
Phenyl Tyfon/Finis 2.75 Litre Bottle	Each	200.00	156.59	150.00	165.00	200.00	200.00
Harpic 500 ml Bottle	Each	249.00	250.00	250.00	250.00	226.62	250.00
Boot Polish Cherry/KIWI 42 ml	Each	210.00	200.00	200.00	155.00	203.28	210.00
Robin Blue Liquid 75 ml Bottle	Each	90.00	60.00	65.00	68.29	80.00	91.64
Match Box	Each	2.80	2.00	2.00	3.00	2.00	2.29
Household Servant Female Part Time	Per Month	1344.42	6000.00	6000.00	3397.00	4000.00	1800.00
Septran Tablets	10 No.	31.00	32.00	32.00	33.00	30.00	34.00
Panadol Tablets Plain	10 No.	18.00	15.00	15.00	17.00	18.00	17.00
Flagyl Tablets 400 mg	10 No.	25.00	22.00	20.15	22.00	27.00	22.33
Ventolin Tablets 2 mg	10 No.	14.55	14.60	14.60	13.20	15.00	13.20
Daonil Tablets 5 mg	10 No.	26.76	23.80	23.80	23.87	24.00	23.33
Entox Tablets	10 No.	18.93	16.00	16.00	17.00	17.00	16.00
CAC 1000 Tablets Sandoz Bottle	Each	180.00	180.00	180.00	180.00	180.00	180.00
Amoxil Capsule 250 mg	10 No.	48.43	45.27	45.00	45.00	48.00	48.40
Lederplex Syrup Bottle	Each	77.93	77.00	77.00	77.00	78.00	78.00
Phenergan Syrup 120 ml Bottle	Each	49.89	45.35	45.00	50.00	50.00	50.00
Calpol Syrup 100 ml Bottle	Each	69.54	63.21	63.21	63.21	70.00	70.00
Hydryllin Syrup 120 ml Bottle	Each	69.00	70.00	69.00	69.00	72.00	69.00
Inderal Tablets 10 mg	10 No.	21.40	18.00	20.00	19.73	20.00	21.40
Betnovate-N Ointment 10 gm Tube	Each	39.59	35.50	40.00	38.26	40.00	36.00
Johar Joshanda Instant (Sachet) Packet	Each	12.00	10.00	10.00	10.00	10.00	12.00
Glaxose-D 400 gm Packet	Each	160.00	160.00	160.00	160.00	160.00	160.00
Dettol Medium Bottle	Each	210.00	190.00	190.00	190.00	180.00	210.00
Electronic BP Checking Apparatus	Each	2594.86	2400.00	2200.00	0.00	0.00	0.00
Glucometer	Each	2466.21	0.00	0.00	0.00	0.00	1500.00
Doctor (MBBS) Clinic Fee	Per Patient	246.62	500.00	500.00	300.00	400.00	200.00
Gynecologist Fee Per Visit	Per Patient	680.41	669.43	782.97	500.00	400.00	0.00
Dental Surgeon Fee Per Visit	Per Patient	680.41	500.00	500.00	500.00	200.00	200.00
Dental Extraction Fee	Per Tooth	695.21	1650.96	1200.00	500.00	500.00	600.00
Urine Test (DR) Charges	Per Test	139.76	300.00	250.00	100.00	100.00	100.00
Blood Test (CP) Charges	Per Test	246.62	300.00	250.00	200.00	300.00	215.44
Sugar Test (Random/Fasting) Charges of Both	Per Test	246.62	300.00	300.00	150.00	150.00	200.00
ECG Charges	Per Test	297.20	500.00	400.00	200.00	300.00	200.00
X-RAY (Chest) Charges	Per X-ray	493.24	800.00	832.03	350.00	300.00	450.00
Ultrasound Abdominal	Per Test	594.39	1500.00	1500.00	700.00	500.00	350.00
Physiotherapist Fee Per Visit	Per Patient	594.39	1000.00	1000.00	400.00	500.00	0.00
Cost of Surgery (C-Section)	Per Case	24662.12	19309.79	18643.40	0.00	0.00	24662.12
Car Suzuki 800 cc Without AC	Each	854000.00	0.00	0.00	0.00	0.00	0.00
Car Suzuki 1000 cc	Each	1655000.00	0.00	0.00	0.00	0.00	0.00
Car Toyota 1300 cc Xli	Each	2595000.00	0.00	0.00	0.00	0.00	0.00
Car Honda Civic Turbo 1.5 VTEC	Each	4564000.00	0.00	0.00	0.00	0.00	0.00
Motorcycle Honda CD 70	Each	90900.00	90900.00	90900.00	90900.00	90900.00	90000.00
Motorcycle United/Unique 70 cc	Each	66000.00	59000.00	59000.00	63500.00	65000.00	56000.00
Bicycle	Each	7488.87	10000.00	10492.06	8000.00	0.00	7500.00
Tire Motorcycle CD 70 (Back Wheel)	Each	1449.43	1500.00	1500.00	1616.50	1600.00	1265.77

Contd.

7.10 Intercity Consumer Prices (Urban)
October, 2021

Description	Unit	Quetta	Turbat	Gawadar	Loralai	Khuzdar	D.M. Jamali
Tire Car Mehran Tubeless (General)	Each	3847.48	5533.13	5433.13	3565.44	4500.00	3565.44
Petrol Super	Per Litre	132.55	132.55	132.55	132.55	132.55	132.55
Hi-Speed Diesel	Per Litre	128.26	128.26	128.26	128.26	128.26	128.26
CNG	1 kg/1 Ltr	132.90	0.00	0.00	0.00	0.00	139.00
Mobil Oil (Havoline 20w-50)	4 Litres	2680.00	2350.00	2400.00	2750.00	2400.00	2000.00
Motorcycle Service Charges	Each	224.07	150.00	150.00	100.00	150.00	131.04
Car Service Charges	Each	548.48	500.00	616.22	382.59	564.62	300.00
Tire Car Puncture Charges	Each	100.00	112.92	150.00	86.18	143.01	63.16
Car Tax 800 cc to 1500 cc	Per Year	1100.00	1100.00	1100.00	1100.00	1100.00	1100.00
Train Fare Economy per Person	Per km	1.07	1.07	1.07	1.07	1.07	1.07
Train Fare AC Sleeper per Person	Per km	4.71	4.71	4.71	4.71	4.71	4.71
Train Fare AC Lower per Person	Per km	2.66	2.66	2.66	2.66	2.66	2.66
Train Fare Business Class per Person	Per km	3.15	3.15	3.15	3.15	3.15	3.15
Auto Rickshaw Fare	Minimum	69.52	50.00	50.00	100.00	100.00	86.18
Taxi Four Seater Fare	Minimum	109.70	100.00	92.83	136.35	150.00	60.00
Bus Fare Minimum Within City	Per Ticket	27.39	0.00	0.00	0.00	0.00	0.00
Bus Fare Maximum Within City	Per Ticket	27.39	0.00	0.00	0.00	0.00	0.00
Bus Fare Outside City (non AC)	Per km	0.90	1.75	1.00	0.00	1.60	0.90
Bus Fare Outside City (AC)	Per km	2.50	2.50	2.50	2.00	2.00	2.50
Mini Bus Fare Minimum Within City	Per Ticket	25.00	0.00	0.00	0.00	0.00	0.00
Mini Bus Fare Maximum Within City	Per Ticket	25.00	0.00	0.00	0.00	0.00	0.00
Suzuki Fare Minimum Within City	Per Ticket	0.00	50.00	50.00	0.00	20.00	0.00
Suzuki Fare Maximum Within City	Per Ticket	0.00	50.00	50.00	0.00	30.00	0.00
Air Fare Economy Class Per Kilometer (National Average)	Per Person	19.87	19.87	19.87	19.87	19.87	19.87
Courier Charges Minimum Within Zone Outside City (TCS)	Per Envelope	200.00	200.00	200.00	260.00	260.00	200.00
Mobile Set with Rear Camera and Without Touch Screen	Each	2927.44	4299.22	4266.40	4065.59	3000.00	3825.86
Telephone Call Charges	Per Minute	1.79	1.79	1.79	1.79	1.79	1.79
Internet Charges (DSL) 1 MB (Unlimited)	Per Month	2184.35	2184.35	2184.35	2184.35	2184.35	2184.35
Mobile Call Charges	Per Unit	2.99	2.99	2.99	2.99	2.99	2.99
LED Sony/Samsung 32" Colored	Each	36000.00	27662.62	28000.00	38663.78	20000.00	0.00
Personal Computer with LED Monitor (17") DELL/HP/ACER CORE i5	Each	50000.00	40991.87	56000.00	61622.40	0.00	0.00
Laptop DELL/HP/ACER Core i5, Display (14'-15')	Each	28000.00	48000.00	29317.94	0.00	0.00	0.00
Recreational Park Charges (Minimum Playland Ticket)	Per Person	59.44	0.00	0.00	0.00	0.00	0.00
Cable Charges	Per Month	400.00	350.00	350.00	300.00	332.47	300.00
English Book Class VI	Each	75.00	60.00	60.00	75.00	60.00	60.00
English Book Class IX and X	Each	160.00	119.00	119.00	138.00	119.00	119.00
English Book Class XI Complete Set	Each	122.00	103.00	103.00	120.00	103.00	103.00
English Book BA/B.SC	Each	250.00	175.00	175.00	175.00	175.00	175.00
Urdu Book Class V (Text Book Board)	Each	93.00	73.00	73.00	93.00	73.00	73.00
Urdu Book Class IX and X (Text Book Board)	Each	162.00	136.00	136.00	143.00	136.00	136.00
Urdu Book Class XI/Inter	Each	128.00	85.00	85.00	128.00	85.00	85.00
Urdu Book BA/B.SC	Each	175.00	175.00	175.00	175.00	175.00	175.00
Mathematics Book Class V (Text Book Board)	Each	124.00	111.00	111.00	119.29	111.00	111.00
Mathematics Book Class IX and X (Text Book Board)	Each	157.00	136.00	136.00	157.00	157.00	136.00
Mathematics Book Class XI (Text Book Board)	Each	313.00	138.00	138.00	313.00	140.00	138.00
Newspaper Daily Dawn	Each	25.00	25.00	25.00	25.00	25.00	25.00
Newspaper Daily Jang	Each	20.00	20.00	20.00	20.00	20.00	20.00
Akhbar-e-Jehan Weekly	Each	70.00	70.00	70.00	70.00	70.00	70.00
MAG THE WEEKLY (Magazine)	Each	50.00	50.00	50.00	50.00	50.00	50.00
Exercise Book (with Lines) 80 to 100 Pages	Each	104.92	70.00	75.00	80.00	60.00	50.00
Lead Pencil Goldfish	Each	10.00	10.00	10.00	10.00	10.00	10.00
Pen Ink Dollar 57 ml Bottle	Each	30.00	31.32	35.00	30.00	30.00	40.00
Photostat Paper 70 gm	Packet	574.64	600.00	636.54	580.00	600.00	620.00
Ballpoint Pen Local	Each	10.00	15.00	12.00	10.00	10.00	10.00
Private School Fee English Medium Average Standard (Class I)	Per Month	850.00	1200.00	1132.37	766.31	600.00	866.35
Private School Fee English Medium Average Standard (Class V)	Per Month	1250.00	1400.00	1332.51	932.17	750.00	900.00
Private School Fee English Medium Average Standard (Class VI)	Per Month	1300.00	1500.00	1800.00	1333.12	1000.00	1016.40
Private School Fee English Medium Average Standard (Class X)	Per Month	1500.00	2400.00	2000.00	1483.14	1000.00	1500.00
Government College Fee First Year	Per Month	200.00	16.66	16.66	60.00	38.30	37.50
Private College Fee First Year	Per Month	2800.00	0.00	0.00	0.00	0.00	0.00
Coaching Fee for Class IX/X Science Group	Per Subject	1000.00	0.00	0.00	928.32	500.00	1200.00

Contd.

7.10 Intercity Consumer Prices (Urban)
October, 2021

Description	Unit	Quetta	Turbat	Gawadar	Loralai	Khuzdar	D.M. Jamali
Coaching Fee for Class XI/XII Science Group	Per Subject	1200.00	0.00	0.00	0.00	500.00	1500.00
Coaching Fee for Class XI/XII Commerce Group	Per Subject	1200.00	0.00	0.00	0.00	0.00	1500.00
Government University Fee M.S.c / M.A.	Per Month	1900.00	0.00	0.00	0.00	0.00	0.00
Tuition Fee Private University M.Sc./M.A	Per Month	5000.00	0.00	0.00	0.00	0.00	0.00
Government Medical College/University Tuition Fee for MBBS (1st year)	Per Month	5000.00	0.00	0.00	0.00	0.00	0.00
Private Medical College/University Tuition Fee for MBBS (1st year)	Per Month	0.00	0.00	0.00	0.00	0.00	0.00
Government Engineering University Tuition Fee for BE (1st year)	Per Month	2500.00	0.00	0.00	0.00	3000.00	0.00
Private Engineering University Tuition Fee for BE (1st year)	Per Month	0.00	0.00	0.00	0.00	0.00	0.00
Vocational Training Basic Computer Short Course Fee (3 Months)	Per Course	1390.41	2500.00	3000.00	3000.00	1000.00	0.00
Bread Tandoori Standard Size	Each	25.00	10.00	12.00	20.00	20.00	15.00
Cooked Chicken at Average Hotel	Per Plate	212.38	179.81	220.00	193.10	220.00	200.00
Cooked Beef at Average Hotel	Per Plate	199.83	150.00	250.00	200.00	250.00	200.00
Cooked Daal at Average Hotel	Per Plate	109.92	136.58	140.00	129.27	100.00	80.00
Chicken Biryani Full/Double	Per Plate	279.88	180.00	213.12	186.43	120.00	150.00
Tea Prepared Ordinary	Per Cup	30.00	26.21	30.00	30.00	30.00	30.00
Pizza Chicken Medium Size (Average Quality)	Each	493.24	365.93	346.63	80.00	0.00	0.00
Burger with Shami Kabab (Average Quality)	Each	126.58	240.00	200.00	70.00	100.00	46.42
Chicken Roast (Full) (Average Quality)	Each	648.72	700.00	700.00	682.92	500.00	731.86
Seekh Kabab (Beef) (Average Quality)	1 Dozen	459.93	300.00	350.00	480.00	120.00	517.06
Marriage Hall Charges with Furniture	Per Head	80.00	0.00	0.00	0.00	0.00	0.00
Marriage Hall Service Charges with Food (Average Meal)	Per Head	347.60	0.00	0.00	0.00	0.00	0.00
Government Hostel Accommodation Fee for Intermediate College per Student	Per Month	1792.56	0.00	0.00	0.00	300.00	0.00
Private Hostel Accommodation Fee for Intermediate College per Student	Per Month	2193.92	0.00	0.00	0.00	0.00	0.00
Hair Cut Charges for Men	Per Cut	120.00	150.00	131.04	92.83	100.00	106.27
Hair Style Charges (at Average Beauty Parlor)	Per Style	347.60	500.00	400.00	424.26	250.00	215.44
Shaving Charges	Per Shave	100.00	76.52	100.00	60.00	100.00	50.00
Electric Hair Straightener (PHILIPS)	Each	2500.00	0.00	0.00	0.00	0.00	0.00
Toilet Soap LUX 75 gm	Each	45.00	49.00	49.00	56.62	58.28	45.00
Toilet Soap LIFEBUOY 115 gm	Each	50.00	50.00	50.00	50.00	50.00	48.00
Tooth Paste COLGATE 75 gm	Each	100.00	85.00	90.00	95.00	110.00	100.00
Tooth Brush (SHIELD)	Each	60.00	60.00	80.00	93.22	70.00	63.16
Hair Color (KALA KOLA)	Tube	180.00	160.00	160.00	140.00	130.00	150.00
Hair Removing Cream (EU-Cream) 30ml Tube	Each	90.00	85.00	100.00	90.00	90.00	65.00
Shaving Cream (TOUCHME large/ADMIRAL)	Tube	80.00	70.00	65.00	110.00	130.00	85.00
Blade Treet Ordinary (10 no. Packet)	Each	50.00	50.00	50.00	55.00	60.00	50.00
Disposable Razor Gillette Blue II	Each	70.00	50.00	50.00	75.00	75.00	60.00
Shampoo Sun silk/Pantene 90 ml Bottle	Each	120.00	110.00	110.00	110.00	120.00	120.00
Lipstick Swiss Miss/Medora (Medium)	Each	180.00	130.00	120.00	113.24	160.00	103.23
Nail Polish Swiss Miss/Medora (Medium)	Each	150.00	110.00	100.00	95.00	150.00	100.00
Perfume Medium Size Broche/Medora	Each	229.78	300.00	246.62	220.00	300.00	280.00
Face Cream Ponds Medium Size (Cold)	Each	140.00	150.00	146.59	150.00	310.00	130.00
Talcum Powder Viceroy/Black Cat Large Size	Each	240.00	150.00	140.00	200.00	236.62	220.00
Hair Oil (Kala Kola hair tonic)	200 ml	280.00	250.00	230.00	0.00	246.62	216.61
Tissue Paper Perfumed Box 100 napkins	Each	165.00	150.00	150.00	164.95	150.00	150.00
Pampers (Medium Size)	S.Packet	550.00	600.00	600.00	293.18	280.00	430.00
Gold Tezabi 24 Carett	10 gm	101000.00	97400.00	98850.00	99450.00	97000.00	98850.00
Silver Tezabi 24 Carett	10 gm	1280.00	1332.51	1250.00	1200.00	1200.00	1200.00
Wall Clock Quartz (Average Quality)	Each	466.08	548.48	548.48	832.03	766.31	600.00
Artificial Jewelry (Locket Set) (Average Quality)	Each	986.48	1232.45	1400.00	849.02	800.00	816.33
Suitcase Ragzine (24"x16"x6") (Average Quality)	Each	1463.72	1500.00	1365.84	2466.21	3000.00	1363.51
Trunk Medium Size (Average Quality)	Each	1188.78	850.00	1000.00	1733.17	3700.00	1316.46
Purse Ladies Medium Size (Average Quality)	Each	986.48	600.00	600.00	582.85	1000.00	713.35

7.10 Intercity Consumer Prices (Rural)
October, 2021

Description	Unit	Bahawal-pur	DG Khan	Faisalabad	Gujran-wala	Sahiwal	Multan	Rawal-pindi
Wheat	10 kg	575.00	537.35	600.00	575.00	500.00	547.49	574.98
Wheat Flour (Average Quality)	1 kg	70.00	65.00	55.00	55.00	55.00	61.00	62.45
Wheat Flour Bag	20 kg	1100.00	1360.00	1100.00	1100.00	1100.00	1220.00	1100.00
Suji	1 kg	75.00	80.00	74.83	80.00	80.00	75.00	84.85
Vermicelli (Packet)	1 kg	120.00	120.00	104.88	100.00	100.00	100.00	150.00
Besan	1 kg	154.92	160.00	134.91	160.00	134.91	150.00	160.00
Rice Basmati 385/386	1 kg	150.00	150.00	100.00	104.88	104.88	110.00	144.91
Rice Basmati Broken (Average Quality)	1 kg	74.83	90.00	94.87	84.85	72.46	80.00	100.00
Bread plain (Medium Size)	Each	65.00	70.00	65.00	62.45	70.00	60.00	65.00
Rusk (Papay) (Average Quality)	1 kg	169.71	180.00	200.00	260.00	244.95	240.00	260.00
Biscuit Bakery (Loose, Average Quality)	250 gm	109.54	100.00	84.85	150.00	104.88	94.87	109.54
Samosa (Vegetable, Average Quality)	Each	15.00	15.00	27.39	15.00	20.00	17.32	20.00
Nimko (Loose, Average Quality)	250 gm	60.00	0.00	90.00	100.00	109.54	60.00	74.83
Beef with Bone (Average Quality)	1 kg	450.00	450.00	500.00	550.00	450.00	529.91	550.00
Mutton (Average Quality)	1 kg	0.00	0.00	1000.00	1200.00	900.00	1000.00	1249.00
Chicken Farm Broiler (Live)	1 kg	246.00	249.00	254.00	236.00	236.00	235.00	250.00
Fish Fresh	1 kg	0.00	350.00	300.00	0.00	0.00	289.83	344.96
Milk fresh (Un-boiled)	1 Litre	84.85	90.00	94.87	120.00	84.85	84.85	124.90
Curd	1 kg	100.00	120.00	100.00	130.00	100.00	114.89	129.61
Powdered Milk NIDO 390 gm Polybag	Each	490.00	480.00	500.00	500.00	480.00	480.00	500.00
Eggs Farm	Dozen	156.00	180.00	170.00	160.00	160.00	164.92	159.50
Mustard Oil (Average Quality)	1 kg	350.00	340.00	300.00	300.00	334.96	334.96	389.87
Vegetable Ghee DALDA/HABIB 2.5 kg Tin	Each	0.00	820.00	870.00	0.00	775.00	820.00	885.00
Vegetable Ghee DALDA/HABIB or Other superior Quality 1 kg Pouch	Each	325.00	320.00	335.00	322.49	346.00	320.00	346.00
Desi Ghee	1 kg	1148.91	1600.00	1500.00	1549.19	800.00	0.00	0.00
Cooking Oil (Pouch)	1 Litre	335.00	330.00	335.00	340.00	340.00	330.00	346.00
Almonds (Badam) Kaghazi with Shell (Average Quality)	1 kg	874.64	600.00	774.60	800.00	800.00	674.54	1124.72
Groundnuts (Moong Phali) with shell	1 kg	229.78	240.00	300.00	324.04	264.95	209.76	339.41
Kinnu (Average Quality)	1 Dozen	0.00	0.00	0.00	0.00	0.00	0.00	0.00
Apple (Average Quality)	1 kg	144.91	109.54	144.91	150.00	139.64	150.00	109.54
Grapes (Angoor) (Average Quality)	1 kg	269.81	150.00	189.74	200.00	334.66	209.76	244.95
Bananas (Kela) Local	1 Dozen	64.81	44.72	50.00	60.00	44.72	54.77	89.44
Mango Kalmi (Average Quality)	1 kg	0.00	0.00	0.00	0.00	0.00	0.00	0.00
Guava (Amrood) (Average Quality)	1 kg	80.00	100.00	100.00	80.00	80.00	100.00	100.00
Watermelon (Turbooz)	1 kg	0.00	0.00	0.00	0.00	0.00	0.00	0.00
Muskmelon (Kharbuza)	1 kg	0.00	0.00	0.00	0.00	0.00	0.00	0.00
Pulse Masoor (Washed)	1 kg	170.00	180.00	160.00	175.00	182.48	170.00	180.00
Pulse Moong (Washed)	1 kg	164.92	150.00	134.91	160.00	144.91	154.92	152.84
Pulse Mash (Washed)	1 kg	244.95	240.00	254.95	250.00	274.95	240.00	274.95
Pulse Gram	1 kg	154.92	150.00	134.91	144.91	130.00	140.00	154.92
Gram Whole Black (Average Quality)	1 kg	130.00	160.00	140.00	144.91	134.91	164.92	150.00
Gram Whole Yellow (Average Quality)	1 kg	160.00	170.00	160.00	150.00	140.00	134.91	189.21
Beans Red/White (Lobia)	1 kg	244.95	140.00	160.00	220.00	200.00	0.00	280.00
Potatoes	1 kg	60.00	80.00	54.77	50.00	67.45	54.77	57.97
Chips (Loose)	250 gm	0.00	0.00	85.00	100.00	0.00	0.00	124.90
Onions	1 kg	50.00	60.00	44.72	60.00	47.43	50.00	54.77
Tomatoes	1 kg	74.83	54.77	80.00	60.00	57.45	60.00	54.77
Turnip (Shalgham)	1 kg	0.00	0.00	100.00	0.00	100.00	80.00	74.83
Radish (Mooli)	1 kg	54.77	40.00	40.00	0.00	44.72	80.00	69.28
Cauliflower (Phool Gobhi)	1 kg	74.83	69.28	89.44	0.00	64.81	60.00	69.28
Bottlegourd (Loki)	1 kg	80.00	60.00	74.83	60.00	74.83	60.00	89.44
Lady Finger (Bhindi)	1 kg	84.85	80.00	89.44	84.85	74.83	84.85	74.83
Peas (Matar)	1 kg	0.00	0.00	0.00	0.00	0.00	0.00	0.00
Spinach (Paalak)	1 kg	34.64	25.00	40.00	37.42	30.00	30.00	34.64
Tinda	1 kg	84.85	0.00	154.92	140.00	0.00	0.00	104.88
Turai	1 kg	80.00	0.00	70.00	80.00	129.61	60.00	89.44
Karela	1 kg	109.54	80.00	120.00	60.00	89.44	100.00	94.87
Chilies (Green)	250 gm	30.00	22.36	40.00	20.00	30.00	37.42	27.39
Carrot (Gajar)	1 kg	0.00	0.00	0.00	0.00	0.00	0.00	0.00
Cucumber (Kheera)	1 kg	74.83	60.00	80.00	60.00	44.72	60.00	54.77
Lemon	250 gm	30.00	25.00	25.00	25.00	22.36	34.64	34.64

Contd.

7.10 Intercity Consumer Prices (Rural)
October, 2021

Description	Unit	Bahawal-pur	DG Khan	Faisalabad	Gujran-wala	Sahiwal	Multan	Rawal-pindi
Garlic (Lehsun)	1 kg	280.00	250.00	280.00	254.95	259.23	249.80	284.96
Brinjal	1 kg	74.83	60.00	74.83	64.81	74.83	54.77	74.83
Arvi	1 kg	64.81	60.00	80.00	80.00	57.45	60.00	54.77
Sugar Refined	1 kg	97.21	97.21	105.00	108.00	90.00	100.00	108.49
Gur (Average Quality)	1 kg	134.91	130.00	130.00	134.91	130.00	120.00	144.91
Honey MARHABA Bottle 500 gm	Each	520.00	450.00	540.00	520.00	425.00	500.00	500.00
Sweetmeat (Mixed Mithai)	1 kg	389.87	350.00	350.00	350.00	438.18	334.66	340.00
Ice Cream Walls Cup (Large Size)	Each	60.00	0.00	55.00	55.00	60.00	60.00	60.00
Ginger (Adrak)	500 gm	200.00	172.48	160.00	144.91	140.00	160.00	189.74
Custard Powder RAFHAN 300 gm Packet	Each	109.00	110.00	100.00	100.00	100.00	100.00	109.09
Coriander Seed Powder Loose	1 kg	339.41	320.00	289.83	289.83	274.95	289.83	309.84
Salt Powder Loose	1 kg	12.00	10.00	10.00	17.32	20.00	10.00	20.00
Chilies Powder Loose	1 kg	624.50	400.00	624.50	350.00	374.17	374.17	619.68
Turmeric Powder Loose	250 gm	64.81	60.00	80.00	47.43	62.45	60.00	89.44
Tea Lipton Yellow Label 190 gm Packet	Each	230.00	230.00	250.00	250.00	250.00	230.00	250.00
Cold Drink (PEPSI/COCA-COLA) 1.5 Liter Bottle	Each	110.00	104.88	120.00	100.00	110.00	104.88	110.00
Fruit Juice Small Packet 250 ml	Each	20.00	30.00	22.36	30.00	27.39	25.00	25.00
JAM-E-SHIREEN Standard Size (800 ml)	1 Bottle	280.00	280.00	280.00	280.00	280.00	280.00	280.00
Cigarettes Capstan 20'S Packet	Each	80.00	80.00	80.00	80.00	80.00	80.00	80.00
Cigarettes Gold Leaf 20'S Packet	Each	180.00	180.00	180.00	180.00	180.00	180.00	180.00
Tobacco Hukka Twisted	1 kg	364.69	0.00	350.00	400.00	273.86	289.83	474.97
Chewing Tobacco (Niswar)	250 gm	109.54	0.00	90.00	50.00	0.00	47.43	64.81
Pan Prepared (Sweet with Beetle Nuts)	Each	50.00	20.00	27.39	30.00	30.00	30.00	44.72
Shirting (Average Quality)	1 Metre	324.96	350.00	154.92	300.00	289.83	200.00	354.96
Georgette (Average Quality)	1 Metre	120.00	230.00	150.00	0.00	0.00	0.00	189.74
Linen, Ladies (Average Quality)	1 Metre	124.90	220.00	134.91	164.92	172.48	144.91	269.81
Long Cloth	1 Metre	274.95	300.00	273.86	222.49	184.93	237.17	229.78
Lawn Printed (Average Quality)	1 Metre	0.00	230.00	0.00	214.94	172.48	189.74	194.94
Full Pant Boy Length 24"/26"	Each	0.00	474.34	524.40	0.00	824.62	698.21	637.38
Shirt Boy Length 24"/26"	Each	0.00	474.34	474.34	0.00	500.00	600.00	637.38
School Uniform Boys (Pant & Shirt) 24"/26"	Suit	724.57	600.00	600.00	724.57	574.46	674.54	554.98
School Uniform Girls (Kameez & Shalwar) 24"/26"	Suit	687.39	624.50	600.00	624.50	674.54	774.60	637.38
Pullover Gents (Average Quality)	Each	748.33	600.00	524.40	500.00	2345.21	1048.81	1274.75
Pullover Ladies (Average Quality)	Each	648.07	624.50	648.07	500.00	2397.92	1249.00	1274.75
Tailoring Charges Awami Suit (Male)	Suit	574.46	674.54	700.00	748.33	648.07	574.46	724.57
Tailoring Charges Simple Suit (Female)	Suit	524.40	700.00	700.00	700.00	400.00	424.26	724.57
Underwear Medium Size (Average Quality)	Each	129.61	230.00	89.44	130.00	174.93	150.00	212.13
Vest "Baniyan" for Men Average Quality	Each	120.00	160.00	223.61	144.91	200.00	189.74	212.13
Brassier (Average Quality)	Each	120.00	250.00	223.61	134.91	234.95	173.21	254.95
Socks Nylon Local (Average Quality)	Pair	94.87	130.00	74.83	109.54	134.91	114.89	94.87
Lungi/Dhoti Cotton (Average Quality)	Each	324.04	350.00	396.86	424.26	374.17	264.58	424.26
Dopatta Geogette (Average Quality)	Each	312.25	300.00	223.61	400.00	227.49	273.86	304.96
Dopatta Cotton (Average Quality)	Each	250.00	300.00	273.86	324.04	209.76	244.95	289.83
Chaddar (Wash-n-Wear) (2x2.5 Meter)	Each	524.40	400.00	424.26	1095.45	424.26	574.46	537.35
Washing Charges Shalwar Kameez	Suit	70.00	100.00	70.00	150.00	80.00	84.85	104.88
Footware Gents Local (Average Quality)	Pair	648.07	648.07	524.40	574.46	574.46	547.72	1024.70
Footware Ladies Local (Average Quality)	Pair	574.46	424.26	424.26	524.40	524.40	374.17	724.57
Footware Children Local (Average Quality)	Pair	374.17	250.00	324.04	324.04	374.17	273.86	624.50
Shoe Repair Full Sole	Pair	74.83	89.44	230.00	120.00	200.00	150.00	209.76
Shoe Polish Charges	Pair	30.00	30.00	30.00	30.00	20.00	22.36	30.00
House Rent Combined	Quarterly	3899.00	3093.00	3661.00	3450.00	4393.00	3520.00	6678.00
Cement (Local) 50 kg Bag	Each	700.00	730.00	710.00	710.00	699.93	720.00	690.00
Bricks New 1st Class	1000 No.	0.00	7000.00	9500.00	12000.00	8746.43	8000.00	10549.88
Bajri	100 cu ft	7000.00	3898.72	6500.00	7500.00	6399.22	6000.00	5749.78
Sand (Black Pit)	100 cu ft	0.00	3200.00	3000.00	3000.00	2500.00	0.00	3749.67
Painter Wage Rate	Per Day	900.00	1000.00	1000.00	1000.00	948.68	948.68	1095.45
Mason Wage Rate	Per Day	1100.00	1000.00	1349.07	1500.00	1200.00	948.68	1296.15
Unskilled Labor Wage Rate	Per Day	674.54	600.00	748.33	848.53	600.00	600.00	800.00
Plumber Wage Rate	Per Day	900.00	1000.00	848.53	1000.00	0.00	948.68	1148.91
Electrician Charges	Per Point	124.90	100.00	114.89	164.32	0.00	0.00	229.78
Carpenter Wage Rate	Per Day	900.00	1000.00	948.68	1000.00	1000.00	948.68	1296.15
Water Charges Per House	Monthly	0.00	0.00	0.00	350.00	150.00	0.00	0.00

Contd.

7.10 Intercity Consumer Prices (Rural)
October, 2021

Description	Unit	Bahawal-pur	DG Khan	Faisalabad	Gujran-wala	Sahiwal	Multan	Rawal-pindi
Charges for Refuse/Waste Collection	Monthly	0.00	0.00	0.00	122.47	150.00	0.00	0.00
Electricity Charges upto 50 Units	Per Unit	6.57	6.57	6.57	6.57	6.57	6.57	6.57
Electricity Charges 51-100 Units	Per Unit	11.84	11.84	11.84	11.84	11.84	11.84	11.84
Electricity Charges 101-300 Units	Per Unit	14.29	14.29	14.29	14.29	14.29	14.29	14.29
Electricity Charges 301-1000 Units	Per Unit	15.78	15.78	15.78	15.78	15.78	15.78	15.78
Electricity Charges Above 1000 Units	Per Unit	23.67	23.67	23.67	23.67	23.67	23.67	23.67
Electricity Charges Combined	Per Unit	14.43	14.43	14.43	14.43	14.43	14.43	14.43
LPG 11.67 kg Cylinder	Each	2200.00	2374.87	2050.00	2100.00	2100.00	2215.00	2200.00
Kerosene Oil	1 Litre	0.00	150.00	135.00	150.00	150.00	140.00	134.91
Firewood Whole	40 kg	0.00	500.00	600.00	624.50	600.00	600.00	574.46
Coal	1 kg	70.00	0.00	84.85	60.00	80.00	84.85	94.87
Cot Iron (Charpai)	Each	0.00	2397.92	2500.00	2800.00	1800.00	2749.55	2649.53
Tube Light Philips 40 Watt	Each	264.95	0.00	250.00	250.00	270.00	240.00	264.95
Energy Saver Philips 14 Watt	Each	200.00	190.00	189.74	225.00	170.00	200.00	164.92
Readymade Quilt (3 kg)	Each	1449.14	750.00	0.00	1000.00	1250.00	0.00	0.00
Blanket Single (SN)	Each	2645.75	2097.62	2097.62	2500.00	2846.05	1700.00	2549.51
Towel Medium Size (2' x 3')	Each	187.08	250.00	223.61	350.00	324.04	180.00	354.96
Ceiling Fan 56" Pak/Younas/Millat	Each	5695.00	4200.00	5744.56	4200.00	5099.02	3800.00	4824.94
Refrigerator Dawlance/Pel 10 Cubic feet Double Door	Each	42650.00	38000.00	0.00	38000.00	45749.32	40500.00	43249.28
Washing Machine with Spinner (Super Asia or Similar Brand) (SN)	Each	23700.00	17000.00	0.00	22000.00	25000.00	19500.00	20396.08
Sewing Machine (SN) Without Cover	Each	10246.95	9650.00	5200.00	9000.00	8500.00	6500.00	9246.62
Water Set (OMROC) 6 Glass	Set	674.54	600.00	848.53	547.72	624.50	700.00	587.37
Tea Set Pakistani (China-Ware) Set of 21 Pieces	Set	3898.72	3000.00	2898.28	2500.00	3741.66	4098.78	4098.78
Dinner Set Plastic 72 Pieces Super Quality	Set	11489.13	6000.00	4743.42	6000.00	6348.23	5899.15	8099.38
Bucket (Balti) Plastic Medium Size	Each	374.17	400.00	424.26	350.00	274.95	424.26	454.97
Lota Plastic Medium Size (Average Quality)	Each	84.85	70.00	64.81	60.00	54.77	69.28	89.44
Aluminium Cooking Pan (Degchi)	Each	0.00	500.00	574.46	400.00	624.50	524.40	774.60
Plates Steel Medium Size (Average Quality)	Each	100.00	70.00	74.83	70.00	62.45	80.00	84.85
Water Cooler 9/10 Litre Plastic Super Quality	1 No.	724.57	848.53	748.33	500.00	874.64	774.60	554.98
Water Pump Golden Monoblock/Donkey 0.5 H.P	Each	9800.00	0.00	8000.00	7000.00	7500.00	0.00	0.00
Express Washing Powder 1 KG Polybag	Each	230.00	220.00	230.00	230.00	220.00	230.00	230.00
Cleanser Powder Vim 900 gm Polybag	Each	0.00	0.00	95.00	80.00	90.00	91.14	91.14
Finis 400 ml Bottle	Each	0.00	250.00	208.00	200.00	250.00	0.00	0.00
Boot Polish Cherry/KIWI 42 ml	Each	210.00	200.00	210.00	220.00	210.00	210.00	210.00
Robin Blue Liquid 75 ml Bottle	Each	0.00	85.00	90.00	90.00	95.00	90.00	100.00
Match Box	Each	4.00	3.00	3.00	3.00	4.00	3.46	3.46
Washing Soap 250 gm Cake (Specify Name)	Each	50.00	50.00	50.00	60.00	60.00	22.00	70.00
Panadol Tablets Plain	10 No.	16.00	15.80	15.80	16.00	15.60	15.63	17.00
Daonil Tablets 5 mg	10 No.	23.80	23.87	23.00	23.83	23.12	23.87	23.90
CAC 1000 Tablets Sandoz Bottle	Each	180.00	180.00	180.00	180.00	180.00	180.00	180.00
Amoxil Capsule 250 mg	10 No.	48.00	45.00	48.00	55.00	48.40	48.43	48.40
Hydryllin Syrup 120 ml Bottle	Each	69.00	69.00	69.00	69.00	69.00	69.00	69.00
Inderal Tablets 10 mg	10 No.	19.65	19.60	20.00	20.00	19.65	19.06	21.40
Johar Joshanda Instant (Sachet) Packet	Each	12.00	12.00	12.00	12.00	12.00	12.00	12.00
Dettol Medium Bottle	Each	210.00	210.00	210.00	204.94	210.00	210.00	210.00
Doctor (MBBS) Clinic Fee	Per Patient	0.00	300.00	223.61	200.00	346.41	150.00	244.95
Dental Surgeon Fee Per Visit	Per Patient	346.41	0.00	223.61	400.00	150.00	0.00	0.00
Blood Test (CP) Charges	Per Test	374.17	300.00	650.00	400.00	244.95	273.86	500.00
X-RAY (Chest) Charges	Per X-ray	424.26	374.17	500.00	400.00	300.00	424.26	500.00
Physiotherapist Fee Per Visit	Per Patient	0.00	0.00	0.00	500.00	547.72	0.00	0.00
Cost of Surgery (C-Section)	Per Case	25495.10	16970.56	13490.74	37500.00	15000.00	18973.67	22494.44
Car Suzuki 800 cc Without AC	Each	846500.00	0.00	0.00	817750.00	839000.00	0.00	858241.81
Motorcycle Honda CD 70	Each	90900.00	0.00	0.00	90900.00	90900.00	0.00	90900.00
Bicycle	Each	11747.34	0.00	9500.00	11500.00	11500.00	0.00	12747.55
Tire Motorcycle CD 70 (Back Wheel)	Each	1574.80	1250.00	1550.00	1250.00	1274.75	1465.00	1524.80
Tire Car Mehran Tubeless (General)	Each	4898.98	0.00	0.00	4500.00	4300.00	0.00	4824.94
Tire Cycle	Each	370.00	450.00	400.00	424.26	350.00	450.00	387.30
Petrol Super	Per Litre	132.55	132.55	132.55	132.55	132.55	132.55	132.55
Hi-Speed Diesel	Per Litre	128.26	128.26	128.26	128.26	128.26	128.26	128.26
CNG	1 kg/1 Ltr	124.30	0.00	126.00	125.99	115.00	0.00	123.70
Mobil Oil (Havoline 20w-50)	4 Litres	2628.00	0.00	2690.00	2310.00	2500.00	0.00	2628.00

Contd.

7.10 Intercity Consumer Prices (Rural)
October, 2021

Description	Unit	Bahawal-pur	DG Khan	Faisalabad	Gujran-wala	Sahiwal	Multan	Rawal-pindi
Motorcycle Service Charges	Each	100.00	120.00	150.00	100.00	150.00	80.00	150.00
Car Tax 800 cc to 1500 cc	Per Year	2775.00	2775.00	2775.00	2775.00	2775.00	2775.00	2775.00
Train Fare Economy per Person	Per km	1.09	1.09	1.09	1.09	1.09	1.09	1.09
Bus Fare Outside City (non AC)	Per km	0.93	0.00	0.86	1.60	1.35	0.00	0.93
Chingchi Rickshaw Charges, Minimum	Per Person	12.25	20.00	27.39	10.00	20.00	10.00	20.00
Air Fare Economy Class Per Kilometer	Per Person	19.87	19.87	19.87	19.87	19.87	19.87	19.87
Postal Registration Charges	Per Envelope	50.00	50.00	50.00	50.00	50.00	50.00	50.00
Mobile Set with Rear Camera and Without Touch Screen	Each	2600.00	3600.00	5200.00	2800.00	5350.00	3850.00	3124.90
Telephone Call Charges	Per Minute	1.79	1.79	1.79	1.79	1.79	1.79	1.79
Internet Charges (DSL) 1 MB (Unlimited)	Per Month	2184.35	2184.35	2184.35	2184.35	2184.35	2184.35	2184.35
Mobile Call Charges	Per Unit	2.99	2.99	2.99	2.99	2.99	2.99	2.99
LED Sony/Samsung 32" Colored	Each	47999.00	0.00	0.00	33000.00	30000.00	24000.00	27495.45
Personal Computer with LED Monitor (17") DELL/HP/ACER	Each	0.00	0.00	0.00	30000.00	80000.00	0.00	0.00
Pets Feed	10 kg	0.00	0.00	900.00	400.00	0.00	0.00	0.00
Cable Charges	Per Month	0.00	273.86	244.95	300.00	300.00	250.00	300.00
English Books Class VI	Each	98.00	93.00	82.00	98.00	98.00	93.00	98.00
English Books Class IX and X	Each	157.00	147.00	137.00	163.00	166.00	157.00	163.00
English Books Class XI Complete Set	Each	81.00	87.00	82.00	103.00	105.00	103.00	87.00
Urdu Books Class V (Text Book Board)	Each	101.00	70.00	62.00	101.00	101.00	101.00	101.00
Urdu Books Class IX and X (Text Book Board)	Each	180.00	169.00	148.00	169.00	175.00	169.00	174.00
Newspaper Daily Jang	Each	0.00	20.00	20.00	20.00	20.00	20.00	20.00
Exercise Book (with Lines) 80 to 100 Pages	Each	64.81	80.00	70.00	50.00	54.77	50.00	74.83
Lead Pencil Goldfish	Each	7.00	10.00	8.00	10.00	8.94	7.00	15.00
Ballpoint Pen Local	Each	5.92	10.00	8.00	10.00	10.00	10.00	10.00
Private School Fee English Medium Average Standard (Class I)	Per Month	424.26	1300.00	500.00	1000.00	547.72	648.07	3124.90
Private School Fee English Medium Average Standard (Class V)	Per Month	748.33	0.00	600.00	1000.00	547.72	692.82	3222.58
Private School Fee English Medium Average Standard (Class VI)	Per Month	948.68	0.00	800.00	1200.00	648.07	0.00	3222.58
Coaching Fee for Class IX/X Science Group	Per Subject	1500.00	300.00	2000.00	547.72	300.00	273.86	547.72
Vocational Training Basic Computer Short Course Fee (3 Months)	Per Course	3240.37	0.00	0.00	3240.37	5196.15	0.00	2645.75
Bread Tandoori Standard Size	Each	6.48	7.00	8.00	10.00	8.00	8.00	10.95
Cooked Chicken at Average Hotel	Per Plate	144.91	100.00	200.00	170.00	160.00	100.00	224.94
Cooked Beef at Average Hotel	Per Plate	164.92	100.00	280.00	194.94	0.00	150.00	144.91
Cooked Daal at Average Hotel	Per Plate	80.00	50.00	80.00	64.81	55.00	50.00	94.87
Chicken Biryani Full/Double	Per Plate	150.00	100.00	169.71	150.00	200.00	130.00	144.91
Tea Prepared Ordinary	Per Cup	27.39	30.00	30.00	30.00	25.00	27.39	34.64
Pizza Chicken Medium Size (Average Quality)	Each	674.54	0.00	223.61	223.61	445.00	0.00	800.00
Burger with Shami Kabab (Average Quality)	Each	60.00	0.00	54.77	70.00	70.00	50.00	84.85
Chicken Roast (Full) (Average Quality)	Each	739.73	0.00	800.00	600.00	800.00	0.00	624.50
Seekh Kabab (Beef) (Average Quality)	1 Dozen	989.95	0.00	720.00	600.00	600.00	0.00	709.93
Marriage Hall Charges with Furniture	Per Head	120.00	0.00	0.00	100.00	150.00	120.00	212.13
Marriage Hall Service Charges with Food (Average Meal)	Per Head	894.43	0.00	0.00	1000.00	574.46	500.00	648.07
Government Hostel Accommodation Fee for Intermediate College per Student	Per Month	20.00	0.00	0.00	0.00	0.00	0.00	0.00
Private Hostel Accommodation Fee for Intermediate College per Student	Per Month	2236.07	0.00	0.00	0.00	0.00	0.00	0.00
Hair Cut Charges for Men	Per Cut	84.85	80.00	100.00	64.81	64.81	89.44	109.54
Shaving Charges	Per Shave	59.16	50.00	50.00	44.72	44.72	50.00	100.00
Toilet Soap LUX 75 gm	Each	48.21	45.00	58.00	42.85	45.00	48.21	48.20
Tooth Paste COLGATE 75 gm	Each	100.00	125.00	110.00	100.00	90.00	100.00	125.00
Tooth Brush (SHIELD)	Each	30.00	60.00	90.00	50.00	64.81	50.00	80.00
Hair Color (KALA KOLA)	Tube	180.00	160.00	170.00	160.00	180.00	160.00	160.00
Hair Removing Cream (EU-Cream) 30ml Tube	Each	90.00	75.00	80.00	85.00	90.00	75.00	90.00
Shaving Cream (TOUCHME Large/ADMIRAL)	Tube	80.00	80.00	85.00	80.00	85.00	80.00	80.00
Blade Treet Ordinary (10 no. Packet)	Each	40.00	50.00	40.00	48.00	40.00	45.00	50.00
Disposable Razor Gillette Blue II	Each	60.00	70.00	70.00	60.00	74.83	65.00	67.45
Shampoo Sun Silk/Pantene 90 ml Bottle	Each	135.00	110.00	110.00	120.00	120.00	135.00	123.75
Talcum Powder Viceroy/Black Cat	Each	240.00	200.00	135.00	240.00	240.00	220.00	240.00
Gold Tezabi 24 Carett	10 gm	97307.00	97700.00	97700.00	96021.00	97737.00	98165.00	99022.00
Artificial Jewelry (Locket Set) (Average Quality)	Each	374.17	500.00	424.26	400.00	374.17	273.86	354.96
Suitcase Ragzine (24"x16"x6") (Average Quality)	Each	1897.37	1095.45	1095.45	1249.00	1200.00	748.33	1449.14
Trunk Medium Size (Average Quality)	Each	2449.49	1249.00	1897.37	2300.00	1200.00	1324.76	2049.39
Purse Ladies Medium Size (Average Quality)	Each	1100.00	700.00	374.17	447.21	350.00	447.21	387.30

7.10 Intercity Consumer Prices (Rural)
October, 2021

Description	Unit	Khushab	Hyder-abad	Faisala-bad	Shahdad Kot	Mirpur-khas	Khairpur	Shaheed Benazirabad
Wheat	10 kg	575.00	602.49	0.00	0.00	620.00	600.00	650.00
Wheat Flour (Average Quality)	1 kg	70.00	73.50	73.50	66.48	65.00	67.45	65.00
Wheat Flour Bag	20 kg	1400.00	0.00	1469.97	1320.00	0.00	1350.00	1274.99
Suji	1 kg	80.00	80.00	92.47	85.00	80.00	80.00	75.00
Vermicelli (Packet)	1 kg	120.00	120.00	150.00	109.54	150.00	100.00	114.89
Besan	1 kg	170.00	154.92	160.00	180.00	155.00	134.91	152.48
Rice Basmati 385/386	1 kg	110.00	94.87	120.00	119.58	110.00	95.00	100.00
Rice Basmati Broken (Average Quality)	1 kg	74.83	94.87	120.00	114.89	80.00	70.00	95.00
Bread plain (Medium Size)	Each	70.00	65.00	65.00	60.00	80.00	70.00	57.45
Rusk (Papay) (Average Quality)	1 kg	260.00	214.94	269.81	289.83	180.00	200.00	250.00
Biscuit Bakery (Loose, Average Quality)	250 gm	84.85	89.44	124.90	109.54	80.00	109.54	100.00
Samosa (Vegetable, Average Quality)	Each	20.00	12.00	15.00	12.25	10.00	15.00	10.00
Nimko (Loose, Average Quality)	250 gm	80.00	0.00	0.00	109.54	70.00	80.00	95.00
Beef with Bone (Average Quality)	1 kg	500.00	0.00	700.00	524.40	0.00	500.00	574.98
Mutton (Average Quality)	1 kg	900.00	0.00	0.00	1024.70	0.00	0.00	1100.00
Chicken Farm Broiler (Live)	1 kg	242.49	277.49	280.00	225.00	290.00	264.95	280.00
Fish Fresh	1 kg	0.00	400.00	324.04	350.00	350.00	324.04	354.96
Milk fresh (Un-boiled)	1 Litre	90.00	104.88	130.00	104.88	90.00	104.88	102.47
Curd	1 kg	110.00	140.00	200.00	120.00	110.00	120.00	162.48
Powdered Milk NIDO 390 gm Polybag	Each	490.00	500.00	500.00	490.00	480.00	490.00	480.00
Eggs Farm	Dozen	180.00	174.93	170.00	160.00	165.00	160.00	172.48
Mustard Oil (Average Quality)	1 kg	300.00	314.96	300.00	320.00	360.00	334.96	284.96
Vegetable Ghee DALDA/HABIB 2.5 kg Tin	Each	920.00	885.00	925.00	885.00	885.00	875.00	885.00
Vegetable Ghee DALDA/HABIB or Other superior Quality 1 kg Pouch	Each	350.00	346.00	361.00	346.00	350.00	340.00	361.00
Desi Ghee	1 kg	1400.00	1024.70	1048.81	948.68	1200.00	1400.00	1300.00
Cooking Oil (Pouch)	1 Litre	354.96	346.00	330.00	329.85	320.00	340.00	320.00
Almonds (Badam) Kaghazi with Shell (Average Quality)	1 kg	700.00	948.68	900.00	1600.00	1050.00	1100.00	1000.00
Groundnuts (Moong Phali) with shell	1 kg	320.00	180.00	369.86	379.47	240.00	300.00	372.49
Kinnu (Average Quality)	1 Dozen	0.00	0.00	0.00	0.00	0.00	0.00	0.00
Apple (Average Quality)	1 kg	144.91	104.88	129.61	150.00	130.00	144.91	140.00
Grapes (Angoor) (Average Quality)	1 kg	189.74	309.84	240.00	280.00	350.00	200.00	244.95
Bananas (Kela) Local	1 Dozen	50.00	50.00	44.72	50.00	70.00	60.00	50.00
Mango Kalmi (Average Quality)	1 kg	0.00	0.00	0.00	0.00	0.00	0.00	0.00
Guava (Amrood) (Average Quality)	1 kg	100.00	80.00	100.00	0.00	0.00	0.00	0.00
Watermelon (Turbooz)	1 kg	0.00	0.00	0.00	0.00	0.00	0.00	0.00
Muskmelon (Kharbuza)	1 kg	0.00	0.00	0.00	0.00	0.00	0.00	0.00
Pulse Masoor (Washed)	1 kg	180.00	174.93	184.93	180.00	175.00	180.00	180.00
Pulse Moong (Washed)	1 kg	220.00	164.92	189.74	189.74	170.00	200.00	234.95
Pulse Mash (Washed)	1 kg	240.00	224.94	240.00	240.00	235.00	229.78	220.00
Pulse Gram	1 kg	150.00	144.91	160.00	150.00	145.00	150.00	180.00
Gram Whole Black (Average Quality)	1 kg	130.00	0.00	0.00	0.00	0.00	140.00	0.00
Gram Whole Yellow (Average Quality)	1 kg	140.00	164.92	194.94	189.74	215.00	180.00	164.92
Beans Red/White (Lobia)	1 kg	280.00	244.95	269.81	209.76	240.00	189.74	184.93
Potatoes	1 kg	67.08	37.42	37.42	37.42	40.00	40.00	40.00
Chips (Loose)	250 gm	134.91	0.00	114.89	150.00	70.00	60.00	97.47
Onions	1 kg	54.77	40.00	44.72	54.77	50.00	44.72	47.43
Tomatoes	1 kg	60.00	64.81	64.81	74.83	70.00	74.83	62.45
Turnip (Shalgham)	1 kg	80.00	0.00	80.00	0.00	0.00	0.00	80.00
Radish (Mooli)	1 kg	50.00	0.00	60.00	0.00	0.00	0.00	0.00
Cauliflower (Phool Gobhi)	1 kg	80.00	104.88	70.00	0.00	0.00	80.00	62.45
Bottlegourd (Loki)	1 kg	80.00	44.72	50.00	0.00	55.00	40.00	0.00
Lady Finger (Bhindi)	1 kg	80.00	104.88	120.00	94.87	130.00	80.00	104.88
Peas (Matar)	1 kg	0.00	0.00	0.00	0.00	0.00	0.00	0.00
Spinach (Paalak)	1 kg	40.00	42.43	40.00	40.00	0.00	50.00	45.00
Tinda	1 kg	100.00	89.44	120.00	80.00	115.00	60.00	52.44
Turai	1 kg	80.00	59.16	60.00	80.00	85.00	60.00	52.44
Karela	1 kg	100.00	89.44	100.00	94.87	85.00	80.00	60.00
Chilies (Green)	250 gm	40.00	37.42	30.00	25.00	30.00	40.00	42.43
Carrot (Gajar)	1 kg	0.00	0.00	0.00	0.00	0.00	0.00	0.00
Cucumber (Kheera)	1 kg	80.00	74.83	60.00	54.77	80.00	80.00	52.44
Lemon	250 gm	30.00	52.44	50.00	37.42	50.00	44.72	42.43

Contd.

7.10 Intercity Consumer Prices (Rural)
October, 2021

Description	Unit	Khushab	Hyder-abad	Faisala-bad	Shahdad Kot	Mirpur-khas	Khairpur	Shaheed Benazirabad
Garlic (Lehsun)	1 kg	309.84	209.76	240.00	249.80	260.00	289.83	264.95
Brinjal	1 kg	74.83	50.00	60.00	54.77	0.00	50.00	47.43
Arvi	1 kg	74.83	69.28	80.00	80.00	0.00	60.00	57.45
Sugar Refined	1 kg	110.00	105.50	107.00	109.00	110.00	110.00	106.49
Gur (Average Quality)	1 kg	150.00	154.92	150.00	130.00	140.00	160.00	120.00
Honey MARHABA Bottle 500 gm	Each	430.00	520.00	450.00	450.00	500.00	450.00	450.00
Sweetmeat (Mixed Mithai)	1 kg	380.00	389.87	640.00	600.00	350.00	489.90	474.97
Ice Cream Walls Cup (Large Size)	Each	60.00	60.00	60.00	60.00	60.00	55.00	57.45
Ginger (Adrak)	500 gm	200.00	160.00	160.00	174.93	200.00	180.00	250.00
Custard Powder RAFHAN 300 gm Packet	Each	100.00	109.09	100.00	105.00	95.00	109.09	100.00
Coriander Seed Powder Loose	1 kg	350.00	289.83	360.00	250.00	260.00	280.00	304.96
Salt Powder Loose	1 kg	10.95	15.00	17.32	15.00	10.00	15.00	23.98
Chilies Powder Loose	1 kg	600.00	524.40	600.00	609.92	480.00	700.00	600.00
Turmeric Powder Loose	250 gm	80.00	89.44	70.00	82.46	60.00	80.00	70.00
Tea Lipton Yellow Label 190 gm Packet	Each	250.00	250.00	250.00	250.00	220.00	230.00	230.00
Cold Drink (PEPSI/COCA-COLA) 1.5 Liter Bottle	Each	110.00	120.00	110.00	104.88	120.00	100.00	100.00
Fruit Juice Small Packet 250 ml	Each	30.00	25.00	25.00	30.00	20.00	32.40	30.00
JAM-E-SHIREEN Standard Size (800 ml)	1 Bottle	280.00	280.00	280.00	280.00	280.00	280.00	280.00
Cigarettes Capstan 20'S Packet	Each	80.00	80.00	90.00	90.00	100.00	80.00	85.00
Cigarettes Gold Leaf 20'S Packet	Each	180.00	180.00	180.00	200.00	200.00	180.00	182.48
Tobacco Hukka Twisted	1 kg	300.00	0.00	134.91	94.87	0.00	350.00	0.00
Chewing Tobacco (Niswar)	250 gm	70.00	80.00	94.87	54.77	90.00	50.00	44.50
Pan Prepared (Sweet with Beetle Nuts)	Each	40.00	27.39	22.36	30.00	20.00	25.00	27.39
Shirting (Average Quality)	1 Metre	234.95	174.93	244.95	0.00	0.00	150.00	0.00
Georgette (Average Quality)	1 Metre	220.00	0.00	0.00	250.00	0.00	0.00	164.92
Linen, Ladies (Average Quality)	1 Metre	180.00	154.92	200.00	320.00	250.00	173.21	180.00
Long Cloth	1 Metre	309.84	250.00	289.83	360.00	200.00	223.61	289.83
Lawn Printed (Average Quality)	1 Metre	200.00	150.00	154.92	300.00	0.00	0.00	209.76
Full Pant Boy Length 24"/26"	Each	289.83	0.00	0.00	414.73	0.00	0.00	0.00
Shirt Boy Length 24"/26"	Each	289.83	0.00	574.46	424.26	0.00	0.00	0.00
School Uniform Boys (Pant & Shirt) 24"/26"	Suit	537.35	950.00	1249.00	724.57	800.00	1000.00	1000.00
School Uniform Girls (Kameez & Shalwar) 24"/26"	Suit	512.35	950.00	1200.00	674.54	600.00	1100.00	900.00
Pullover Gents (Average Quality)	Each	700.00	0.00	648.07	0.00	1300.00	800.00	0.00
Pullover Ladies (Average Quality)	Each	724.57	0.00	648.07	0.00	800.00	547.72	0.00
Tailoring Charges Awami Suit (Male)	Suit	524.40	648.07	800.00	700.00	500.00	624.50	509.90
Tailoring Charges Simple Suit (Female)	Suit	400.00	0.00	800.00	0.00	0.00	547.72	460.00
Underwear Medium Size (Average Quality)	Each	100.00	0.00	139.64	134.16	120.00	200.00	144.91
Vest "Baniyan" for Men Average Quality	Each	134.91	0.00	139.64	234.52	160.00	140.00	154.92
Brassier (Average Quality)	Each	150.00	0.00	209.76	164.32	200.00	134.16	274.95
Socks Nylon Local (Average Quality)	Pair	80.00	0.00	100.00	134.16	80.00	74.83	144.91
Lungi/Dhoti Cotton (Average Quality)	Each	350.00	275.00	324.04	474.34	400.00	273.86	344.96
Dopatta Geogette (Average Quality)	Each	225.00	0.00	0.00	0.00	0.00	300.00	350.00
Dopatta Cotton (Average Quality)	Each	300.00	0.00	0.00	424.26	0.00	0.00	354.96
Chaddar (Wash-n-Wear) (2x2.5 Meter)	Each	600.00	400.00	500.00	524.40	380.00	650.00	489.90
Washing Charges Shalwar Kameez	Suit	80.00	80.00	80.00	134.16	80.00	100.00	90.00
Foottware Gents Local (Average Quality)	Pair	750.00	547.72	547.72	624.50	550.00	447.21	500.00
Foottware Ladies Local (Average Quality)	Pair	574.46	447.21	424.26	204.94	300.00	200.00	244.95
Foottware Children Local (Average Quality)	Pair	412.31	346.41	289.83	164.92	230.00	173.21	250.00
Shoe Repair Full Sole	Pair	60.00	160.00	111.80	250.00	80.00	150.00	82.46
Shoe Polish Charges	Pair	27.39	30.00	30.00	40.00	20.00	30.00	32.40
House Rent Combined	Quarterly	4042.00	5812.00	5495.00	4833.00	2887.00	3335.00	3207.00
Cement (Local) 50 kg Bag	Each	720.00	750.00	710.00	669.93	770.00	700.00	724.98
Bricks New 1st Class	1000 No.	8099.38	7745.97	0.00	0.00	8300.00	8000.00	7200.00
Bajri	100 cu ft	4249.71	3741.66	6000.00	3600.00	6200.00	3000.00	2624.88
Sand (Black Pit)	100 cu ft	1700.00	1800.00	4500.00	1897.37	0.00	0.00	1900.00
Painter Wage Rate	Per Day	1200.00	1000.00	1600.00	1000.00	800.00	1200.00	900.00
Mason Wage Rate	Per Day	1349.07	1000.00	1800.00	1148.91	1000.00	1200.00	1048.81
Unskilled Labor Wage Rate	Per Day	724.57	500.00	1200.00	600.00	700.00	600.00	624.50
Plumber Wage Rate	Per Day	1500.00	1000.00	1800.00	1122.50	0.00	1200.00	1048.81
Electrician Charges	Per Point	120.00	250.00	300.00	134.16	150.00	173.21	300.00
Carpenter Wage Rate	Per Day	1400.00	1000.00	1800.00	1000.00	0.00	1095.45	1100.00
Water Charges Per House	Monthly	200.00	0.00	241.00	0.00	0.00	0.00	0.00

Contd.

7.10 Intercity Consumer Prices (Rural)
October, 2021

Description	Unit	Khushab	Hyder-abad	Faisala-bad	Shahdad Kot	Mirpur-khas	Khairpur	Shaheed Benazirabad
Charges for Refuse/Waste Collection	Monthly	100.00	200.00	150.00	400.00	0.00	400.00	223.61
Electricity Charges upto 50 Units	Per Unit	6.57	6.57	6.57	6.57	6.57	6.57	6.57
Electricity Charges 51-100 Units	Per Unit	11.84	11.84	11.84	11.84	11.84	11.84	11.84
Electricity Charges 101-300 Units	Per Unit	14.29	14.29	14.29	14.29	14.29	14.29	14.29
Electricity Charges 301-1000 Units	Per Unit	15.78	15.78	15.78	15.78	15.78	15.78	15.78
Electricity Charges Above 1000 Units	Per Unit	23.67	23.67	23.67	23.67	23.67	23.67	23.67
Electricity Charges Combined	Per Unit	14.43	14.43	14.43	14.43	14.43	14.43	14.43
LPG 11.67 kg Cylinder	Each	2300.00	2217.30	2217.00	2150.00	0.00	2100.00	2100.00
Kerosene Oil	1 Litre	170.00	137.48	180.00	144.91	170.00	132.48	132.48
Firewood Whole	40 kg	510.88	600.00	600.00	624.50	600.00	500.00	450.00
Coal	1 kg	90.00	45.00	70.00	42.43	80.00	34.64	75.00
Cot Iron (Charpai)	Each	2449.49	0.00	2898.28	4000.00	0.00	0.00	0.00
Tube Light Philips 40 Watt	Each	0.00	0.00	180.00	280.00	220.00	230.00	200.00
Energy Saver Philips 14 Watt	Each	180.00	230.00	180.00	240.00	230.00	160.00	180.00
Readymade Quilt (3 kg)	Each	1897.37	1200.00	1048.81	774.60	800.00	800.00	1224.74
Blanket Single (SN)	Each	2500.00	3200.00	1524.80	2190.89	2000.00	2958.04	3749.67
Towel Medium Size (2' x 3')	Each	250.00	250.00	250.00	300.00	200.00	223.61	344.96
Ceiling Fan 56" Pak/Younas/Millat	Each	4898.98	5200.00	5200.00	5099.02	3800.00	4500.00	3400.00
Refrigerator Dawlance/Pel 10 Cubic feet Double Door	Each	35500.00	40000.00	39000.00	36000.00	40000.00	35000.00	33000.00
Washing Machine with Spinner (Super Asia or Similar Brand) (SN)	Each	19500.00	19700.00	19500.00	12459.94	0.00	0.00	0.00
Sewing Machine (SN) Without Cover	Each	7500.00	11400.00	7200.00	9099.45	10999.00	7745.97	7105.00
Water Set (OMROC) 6 Glass	Set	700.00	0.00	750.00	1024.70	550.00	574.46	409.88
Tea Set Pakistani (China-Ware) Set of 21 Pieces	Set	3600.00	3200.00	2100.00	2749.55	1800.00	3000.00	2000.00
Dinner Set Plastic 72 Pieces Super Quality	Set	6648.31	6245.00	10000.00	4743.42	3200.00	6982.12	6200.00
Bucket (Balti) Plastic Medium Size	Each	362.28	350.00	500.00	500.00	400.00	324.04	444.97
Lota Plastic Medium Size (Average Quality)	Each	80.00	74.83	60.00	89.44	80.00	80.00	72.46
Aluminium Cooking Pan (Degchi)	Each	437.32	0.00	700.00	574.46	400.00	450.00	0.00
Plates Steel Medium Size (Average Quality)	Each	84.85	0.00	100.00	134.16	80.00	70.00	122.47
Water Cooler 9/10 Litre Plastic Super Quality	1 No.	574.46	0.00	597.91	972.11	840.00	600.00	839.94
Water Pump Golden Monoblock/Donkey 0.5 H.P	Each	7245.69	9000.00	6000.00	9600.00	11000.00	11000.00	7549.83
Express Washing Powder 1 KG Polybag	Each	227.49	230.00	220.00	210.00	230.00	220.00	220.00
Cleanser Powder Vim 900 gm Polybag	Each	0.00	91.13	90.00	80.00	80.00	85.00	75.00
Finis 400 ml Bottle	Each	0.00	0.00	0.00	190.00	300.00	224.94	300.00
Boot Polish Cherry/KIWI 42 ml	Each	210.00	210.00	210.00	210.00	220.00	210.00	210.00
Robin Blue Liquid 75 ml Bottle	Each	95.00	0.00	0.00	85.00	90.00	80.00	85.00
Match Box	Each	2.00	3.87	3.00	4.00	4.00	5.00	4.47
Washing Soap 250 gm Cake (Specify Name)	Each	60.00	65.00	65.00	65.00	40.00	40.00	36.00
Panadol Tablets Plain	10 No.	17.00	17.00	15.60	20.00	15.60	15.00	17.00
Daonil Tablets 5 mg	10 No.	23.00	23.00	23.87	22.00	24.00	23.00	23.16
CAC 1000 Tablets Sandoz Bottle	Each	180.00	180.00	180.00	180.00	180.00	180.00	180.00
Amoxil Capsule 250 mg	10 No.	48.00	48.44	48.43	50.00	48.40	50.00	48.00
Hydryllin Syrup 120 ml Bottle	Each	70.00	69.00	69.00	69.00	69.00	69.00	69.00
Inderal Tablets 10 mg	10 No.	20.00	19.60	19.60	19.65	20.00	20.00	19.60
Johar Joshanda Instant (Sachet) Packet	Each	12.00	12.00	12.00	10.00	12.00	10.00	12.00
Dettol Medium Bottle	Each	210.00	210.00	210.00	200.00	190.00	99.00	210.00
Doctor (MBBS) Clinic Fee	Per Patient	200.00	120.00	122.47	223.61	200.00	122.47	273.86
Dental Surgeon Fee Per Visit	Per Patient	500.00	350.00	500.00	648.07	200.00	300.00	300.00
Blood Test (CP) Charges	Per Test	300.00	250.00	400.00	250.00	300.00	300.00	300.00
X-RAY (Chest) Charges	Per X-ray	447.21	300.00	350.00	500.00	250.00	500.00	450.00
Physiotherapist Fee Per Visit	Per Patient	500.00	273.86	447.21	500.00	300.00	300.00	380.00
Cost of Surgery (C-Section)	Per Case	20000.00	24500.00	30000.00	22360.68	25000.00	30000.00	15000.00
Car Suzuki 800 cc Without AC	Each	970000.00	0.00	850000.00	999000.00	0.00	0.00	0.00
Motorcycle Honda CD 70	Each	90900.00	90900.00	90900.00	90900.00	91000.00	90900.00	90900.00
Bicycle	Each	12000.00	10000.00	9000.00	10648.94	11000.00	12000.00	10400.00
Tire Motorcycle CD 70 (Back Wheel)	Each	1224.74	1200.00	1400.00	1400.00	1500.00	1400.00	1350.00
Tire Car Mehran Tubeless (General)	Each	4800.00	4600.00	5244.04	5347.90	4500.00	4200.00	4350.00
Tire Cycle	Each	350.00	0.00	350.00	424.26	450.00	350.00	554.98
Petrol Super	Per Litre	132.55	132.55	132.55	132.55	132.55	132.55	132.55
Hi-Speed Diesel	Per Litre	128.26	128.26	128.26	128.26	128.26	128.26	128.26
CNG	1 kg/1 Ltr	125.99	180.00	165.00	182.48	0.00	183.00	180.00
Mobil Oil (Havoline 20w-50)	4 Litres	2350.00	2300.00	2740.00	2400.00	0.00	2400.00	2264.99

Contd.

7.10 Intercity Consumer Prices (Rural)
October, 2021

Description	Unit	Khushab	Hyder-abad	Faisala-bad	Shahdad Kot	Mirpur-khas	Khairpur	Shaheed Benazirabad
Motorcycle Service Charges	Each	100.00	150.00	125.00	250.00	250.00	200.00	100.00
Car Tax 800 cc to 1500 cc	Per Year	2775.00	2375.00	2375.00	2375.00	2375.00	2375.00	2375.00
Train Fare Economy per Person	Per km	1.09	1.09	1.09	1.09	1.09	1.09	1.09
Bus Fare Outside City (non AC)	Per km	0.86	0.95	0.75	1.20	0.00	0.00	1.42
Chingchi Rickshaw Charges, Minimum	Per Person	74.83	0.00	0.00	24.49	20.00	10.00	50.00
Air Fare Economy Class Per Kilometer	Per Person	19.87	19.87	19.87	19.87	19.87	19.87	19.87
Postal Registration Charges	Per Envelope	50.00	50.00	50.00	50.00	50.00	50.00	50.00
Mobile Set with Rear Camera and Without Touch Screen	Each	2600.00	2800.00	2698.15	7200.00	3500.00	2700.00	3300.00
Telephone Call Charges	Per Minute	1.79	1.79	1.79	1.79	1.79	1.79	1.79
Internet Charges (DSL) 1 MB (Unlimited)	Per Month	2184.35	2184.35	2184.35	2184.35	2184.35	2184.35	2184.35
Mobile Call Charges	Per Unit	2.99	2.99	2.99	2.99	2.99	2.99	2.99
LED Sony/Samsung 32" Colored	Each	38000.00	0.00	38000.00	33241.54	0.00	35000.00	34000.00
Personal Computer with LED Monitor (17") DELL/HP/ACER CORE i5	Each	55000.00	0.00	48000.00	55000.00	0.00	70000.00	58000.00
Pets Feed	10 kg	380.00	4549.73	900.00	412.31	0.00	0.00	0.00
Cable Charges	Per Month	250.00	300.00	300.00	324.04	300.00	300.00	300.00
English Books Class VI	Each	98.00	89.30	77.65	77.65	103.65	77.65	77.65
English Books Class IX and X	Each	163.00	148.80	150.00	148.80	75.00	75.60	65.00
English Books Class XI Complete Set	Each	103.00	162.05	160.00	131.05	149.20	162.50	130.00
Urdu Books Class V (Text Book Board)	Each	101.00	76.55	72.60	72.60	76.55	72.60	72.60
Urdu Books Class IX and X (Text Book Board)	Each	175.00	79.55	79.80	69.25	89.80	79.00	69.25
Newspaper Daily Jang	Each	20.00	20.00	20.00	20.00	20.00	20.00	20.00
Exercise Book (with Lines) 80 to 100 Pages	Each	80.00	35.00	37.42	100.00	40.00	90.00	47.43
Lead Pencil Goldfish	Each	10.00	10.00	10.00	10.00	10.00	10.00	10.00
Ballpoint Pen Local	Each	10.00	10.00	10.00	10.00	10.00	10.00	10.00
Private School Fee English Medium Average Standard (Class I)	Per Month	400.00	800.00	948.68	500.00	600.00	547.72	400.00
Private School Fee English Medium Average Standard (Class V)	Per Month	600.00	800.00	1009.95	500.00	600.00	800.00	400.00
Private School Fee English Medium Average Standard (Class VI)	Per Month	650.00	800.00	1009.95	800.00	600.00	1000.00	450.00
Coaching Fee for Class IX/X Science Group	Per Subject	500.00	900.00	474.34	1000.00	1000.00	1000.00	1500.00
Vocational Training Basic Computer Short Course Fee (3 Months)	Per Course	0.00	2500.00	3674.23	3500.00	0.00	3000.00	3000.00
Bread Tandoori Standard Size	Each	10.00	13.42	15.00	10.00	10.00	13.00	12.00
Cooked Chicken at Average Hotel	Per Plate	164.32	140.00	140.00	169.71	100.00	180.00	104.88
Cooked Beef at Average Hotel	Per Plate	160.00	109.54	140.00	173.21	0.00	150.00	120.00
Cooked Daal at Average Hotel	Per Plate	80.00	70.00	80.00	74.83	80.00	80.00	72.46
Chicken Biryani Full/Double	Per Plate	159.69	140.00	180.00	189.74	120.00	223.61	150.00
Tea Prepared Ordinary	Per Cup	30.00	37.42	32.40	30.00	30.00	30.00	40.00
Pizza Chicken Medium Size (Average Quality)	Each	450.00	450.00	600.00	550.00	800.00	400.00	439.89
Burger with Shami Kabab (Average Quality)	Each	80.00	50.00	74.83	80.00	40.00	50.00	67.45
Chicken Roast (Full) (Average Quality)	Each	600.00	850.00	800.00	800.00	800.00	800.00	600.00
Seekh Kabab (Beef) (Average Quality)	1 Dozen	600.00	600.00	600.00	293.94	173.21	240.00	414.97
Marriage Hall Charges with Furniture	Per Head	189.74	144.91	114.89	150.00	300.00	150.00	74.83
Marriage Hall Service Charges with Food (Average Meal)	Per Head	650.00	524.40	324.04	450.00	400.00	500.00	0.00
Government Hostel Accommodation Fee for Intermediate College per Student	Per Month	0.00	40.00	0.00	0.00	0.00	0.00	0.00
Private Hostel Accommodation Fee for Intermediate College per Student	Per Month	0.00	0.00	0.00	0.00	0.00	0.00	0.00
Hair Cut Charges for Men	Per Cut	80.00	80.00	109.54	100.00	100.00	83.67	94.87
Shaving Charges	Per Shave	50.00	44.72	60.00	69.28	70.00	44.72	50.00
Toilet Soap LUX 75 gm	Each	45.00	48.21	47.00	53.00	45.00	45.00	45.00
Tooth Paste COLGATE 75 gm	Each	100.00	100.00	115.00	110.00	90.00	95.00	95.00
Tooth Brush (SHIELD)	Each	54.77	40.00	50.00	96.70	40.00	50.00	60.00
Hair Color (KALA KOLA)	Tube	170.00	0.00	0.00	160.00	150.00	160.00	170.00
Hair Removing Cream (EU-Cream) 30ml Tube	Each	70.00	85.00	90.00	70.00	70.00	110.00	70.00
Shaving Cream (TOUCHME Large/ADMIRAL)	Tube	120.00	80.00	90.00	80.00	80.00	80.00	70.00
Blade Treet Ordinary (10 no. Packet)	Each	40.00	50.00	60.00	70.00	50.00	55.00	50.00
Disposable Razor Gillette Blue II	Each	45.00	65.00	60.00	65.00	55.00	60.00	57.45
Shampoo Sun Silk/Pantene 90 ml Bottle	Each	135.00	135.00	130.00	123.75	110.00	120.00	120.00
Talcum Powder Viceroy/Black Cat	Each	150.00	220.00	240.00	185.00	160.00	200.00	187.48
Gold Tezabi 24 Carett	10 gm	96879.00	98851.00	98851.00	100042.00	98850.00	98600.00	96250.00
Artificial Jewelry (Locket Set) (Average Quality)	Each	374.17	447.21	1349.07	2024.85	350.00	300.00	1900.00
Suitcase Ragzine (24"x16"x6") (Average Quality)	Each	2500.00	1800.00	2200.00	1732.05	0.00	1500.00	1724.82
Trunk Medium Size (Average Quality)	Each	2000.00	3498.57	2500.00	1800.00	1349.07	4242.64	3549.65
Purse Ladies Medium Size (Average Quality)	Each	400.00	1148.91	547.72	824.62	0.00	692.82	1724.82

7.10 Intercity Consumer Prices (Rural)
October, 2021

Description	Unit	Bannu	D.I. Khan	Faisala-bad	Kohat	Lower Dir	Mardan	Naushehra
Wheat	10 kg	599.92	537.49	600.00	0.00	0.00	560.00	0.00
Wheat Flour (Average Quality)	1 kg	68.00	68.99	70.00	69.00	72.00	65.00	66.25
Wheat Flour Bag	20 kg	1195.83	1377.50	1420.00	1380.00	1420.00	1350.00	1324.99
Suji	1 kg	80.00	80.00	80.00	80.00	80.00	80.00	70.99
Vermicelli (Packet)	1 kg	120.00	100.00	109.54	120.00	100.00	104.88	100.00
Besan	1 kg	130.00	147.48	160.00	150.00	140.00	150.00	150.00
Rice Basmati 385/386	1 kg	150.00	150.00	174.93	150.00	0.00	150.00	150.00
Rice Basmati Broken (Average Quality)	1 kg	70.00	110.00	130.00	90.00	0.00	90.00	90.00
Bread plain (Medium Size)	Each	50.00	50.00	50.00	70.00	60.00	70.00	70.00
Rusk (Papay) (Average Quality)	1 kg	200.00	159.69	260.00	260.00	280.00	240.00	240.00
Biscuit Bakery (Loose, Average Quality)	250 gm	60.00	70.00	130.00	74.83	70.00	74.83	64.81
Samosa (Vegetable, Average Quality)	Each	14.14	15.00	10.00	10.00	10.00	10.00	10.00
Nimko (Loose, Average Quality)	250 gm	60.00	60.00	60.00	60.00	75.00	60.00	60.00
Beef with Bone (Average Quality)	1 kg	489.90	500.00	500.00	474.34	500.00	409.88	500.00
Mutton (Average Quality)	1 kg	0.00	0.00	0.00	948.68	1000.00	0.00	0.00
Chicken Farm Broiler (Live)	1 kg	270.00	243.00	250.00	270.00	260.00	256.00	256.00
Fish Fresh	1 kg	0.00	354.96	0.00	234.95	289.83	244.95	224.94
Milk fresh (Un-boiled)	1 Litre	100.00	94.87	124.90	120.00	140.00	120.00	120.00
Curd	1 kg	110.00	100.00	124.90	130.00	140.00	134.91	140.00
Powdered Milk NIDO 390 gm Polybag	Each	490.00	504.98	500.00	500.00	520.00	500.00	500.00
Eggs Farm	Dozen	180.00	170.00	180.00	180.00	170.00	190.00	180.00
Mustard Oil (Average Quality)	1 kg	340.00	300.00	509.12	300.00	350.00	300.00	309.84
Vegetable Ghee DALDA/HABIB 2.5 kg Tin	Each	0.00	877.47	880.00	885.00	890.00	885.00	885.00
Vegetable Ghee DALDA/HABIB or Other superior Quality 1 kg Pouch	Each	300.00	343.00	346.00	346.00	370.00	346.00	346.00
Desi Ghee	1 kg	1500.00	1296.15	1600.00	1500.00	1500.00	1600.00	1800.00
Cooking Oil (Pouch)	1 Litre	310.00	346.50	322.00	346.00	380.00	346.00	346.00
Almonds (Badam) Kaghazi with Shell (Average Quality)	1 kg	900.00	650.00	1000.00	900.00	750.00	900.00	900.00
Groundnuts (Moong Phali) with shell	1 kg	244.95	200.00	309.84	244.95	220.00	259.81	254.95
Kinnu (Average Quality)	1 Dozen	0.00	0.00	0.00	0.00	0.00	0.00	0.00
Apple (Average Quality)	1 kg	124.90	118.32	120.00	109.54	130.00	104.88	109.54
Grapes (Angoor) (Average Quality)	1 kg	144.91	178.89	250.00	150.00	169.71	124.90	134.16
Bananas (Kela) Local	1 Dozen	50.00	50.00	80.00	54.77	80.00	44.72	64.81
Mango Kalmi (Average Quality)	1 kg	0.00	0.00	0.00	0.00	0.00	0.00	0.00
Guava (Amrood) (Average Quality)	1 kg	89.44	89.44	74.83	100.00	89.44	109.54	109.54
Watermelon (Turbooz)	1 kg	0.00	0.00	0.00	0.00	0.00	0.00	0.00
Muskmelon (Kharbuza)	1 kg	0.00	0.00	0.00	0.00	0.00	0.00	0.00
Pulse Masoor (Washed)	1 kg	180.00	177.48	189.74	180.00	170.00	182.48	180.00
Pulse Moong (Washed)	1 kg	140.00	154.92	240.00	134.91	160.00	150.00	164.92
Pulse Mash (Washed)	1 kg	260.00	204.94	289.83	265.00	250.00	265.00	250.00
Pulse Gram	1 kg	130.00	147.48	169.71	150.00	150.00	160.00	174.93
Gram Whole Black (Average Quality)	1 kg	0.00	132.48	169.71	134.91	130.00	137.48	0.00
Gram Whole Yellow (Average Quality)	1 kg	144.91	164.92	220.00	184.93	170.00	204.94	180.00
Beans Red/White (Lobia)	1 kg	189.74	220.00	350.00	210.00	189.74	210.00	204.94
Potatoes	1 kg	54.77	57.45	60.00	60.00	70.00	60.00	54.77
Chips (Loose)	250 gm	60.00	67.45	80.00	80.00	0.00	80.00	80.00
Onions	1 kg	50.00	47.43	50.00	50.00	60.00	50.00	50.00
Tomatoes	1 kg	34.64	64.81	40.00	50.00	40.00	40.00	44.72
Turnip (Shalgham)	1 kg	0.00	0.00	69.28	54.77	60.00	50.00	54.77
Radish (Mooli)	1 kg	0.00	0.00	0.00	0.00	0.00	0.00	0.00
Cauliflower (Phool Gobhi)	1 kg	54.77	62.45	50.00	64.81	64.81	50.00	54.77
Bottlegourd (Loki)	1 kg	40.00	57.45	54.77	60.00	70.00	54.77	54.77
Lady Finger (Bhindi)	1 kg	80.00	74.83	54.77	84.85	80.00	70.00	74.83
Peas (Matar)	1 kg	0.00	0.00	0.00	0.00	0.00	0.00	0.00
Spinach (Paalak)	1 kg	20.00	57.45	24.49	27.39	50.00	27.39	22.36
Tinda	1 kg	60.00	54.77	0.00	60.00	80.00	0.00	64.81
Turai	1 kg	80.00	54.77	60.00	54.77	74.83	54.77	54.77
Karela	1 kg	104.88	100.00	100.00	94.87	100.00	100.00	94.87
Chilies (Green)	250 gm	40.00	32.40	20.00	34.64	50.00	30.00	27.39
Carrot (Gajar)	1 kg	0.00	0.00	0.00	0.00	0.00	0.00	0.00
Cucumber (Kheera)	1 kg	64.81	44.72	60.00	54.77	64.81	64.81	54.77
Lemon	250 gm	30.00	24.49	30.00	34.64	50.00	40.00	27.39

Contd.

7.10 Intercity Consumer Prices (Rural)
October, 2021

Description	Unit	Bannu	D.I. Khan	Faisala-bad	Kohat	Lower Dir	Mardan	Naushehra
Garlic (Lehsun)	1 kg	280.00	300.00	300.00	300.00	200.00	150.00	144.91
Brinjal	1 kg	50.00	27.39	50.00	60.00	70.00	50.00	54.77
Arvi	1 kg	50.00	0.00	44.72	60.00	50.00	50.00	54.77
Sugar Refined	1 kg	105.00	110.00	110.00	109.00	110.00	106.00	106.00
Gur (Average Quality)	1 kg	134.91	107.47	134.91	130.00	130.00	130.00	130.00
Honey MARHABA Bottle 500 gm	Each	500.00	430.00	450.00	520.00	450.00	520.00	520.00
Sweetmeat (Mixed Mithai)	1 kg	260.00	264.95	320.00	374.17	350.00	300.00	300.00
Ice Cream Walls Cup (Large Size)	Each	60.00	55.00	60.00	60.00	60.00	60.00	60.00
Ginger (Adrak)	500 gm	230.00	214.48	150.00	200.00	250.00	200.00	200.00
Custard Powder RAFHAN 300 gm Packet	Each	100.00	97.47	100.00	100.00	100.00	100.00	100.00
Coriander Seed Powder Loose	1 kg	244.95	300.00	374.17	320.00	250.00	324.96	289.83
Salt Powder Loose	1 kg	10.00	30.00	30.00	15.00	30.00	20.00	15.00
Chilies Powder Loose	1 kg	450.00	689.93	400.00	600.00	400.00	609.92	600.00
Turmeric Powder Loose	250 gm	70.00	74.83	80.00	90.00	60.00	84.85	80.00
Tea Lipton Yellow Label 190 gm Packet	Each	230.00	250.00	250.00	250.00	230.00	250.00	250.00
Cold Drink (PEPSI/COCA-COLA) 1.5 Liter Bottle	Each	100.00	110.00	110.00	100.00	110.00	110.00	110.00
Fruit Juice Small Packet 250 ml	Each	20.00	20.00	37.42	25.00	35.00	35.00	25.00
JAM-E-SHIREEN Standard Size (800 ml)	1 Bottle	280.00	280.00	280.00	280.00	280.00	280.00	280.00
Cigarettes Capstan 20'S Packet	Each	90.00	84.85	80.00	90.00	90.00	90.00	90.00
Cigarettes Gold Leaf 20'S Packet	Each	190.00	180.00	180.00	190.00	200.00	190.00	190.00
Tobacco Hukka Twisted	1 kg	0.00	309.84	400.00	0.00	0.00	0.00	0.00
Chewing Tobacco (Niswar)	250 gm	50.00	50.00	100.00	50.00	60.00	50.00	50.00
Pan Prepared (Sweet with Beetle Nuts)	Each	20.00	24.49	20.00	0.00	0.00	0.00	0.00
Shirting (Average Quality)	1 Metre	0.00	174.93	164.92	189.74	273.86	273.86	200.00
Georgette (Average Quality)	1 Metre	144.91	122.47	124.90	130.00	150.00	180.00	130.00
Linen, Ladies (Average Quality)	1 Metre	164.92	120.00	184.93	120.00	250.00	170.00	120.00
Long Cloth	1 Metre	219.77	259.81	305.94	200.00	223.61	223.61	200.00
Lawn Printed (Average Quality)	1 Metre	209.76	150.00	280.00	150.00	180.00	430.00	150.00
Full Pant Boy Length 24"/26"	Each	0.00	0.00	480.00	474.34	500.00	0.00	0.00
Shirt Boy Length 24"/26"	Each	0.00	374.17	374.17	450.00	560.00	0.00	400.00
School Uniform Boys (Pant & Shirt) 24"/26"	Suit	900.00	809.94	1000.00	0.00	0.00	0.00	0.00
School Uniform Girls (Kameez & Shalwar) 24"/26"	Suit	750.00	700.00	850.00	0.00	0.00	0.00	0.00
Pullover Gents (Average Quality)	Each	1274.75	1048.81	1000.00	0.00	1095.45	1048.81	1095.45
Pullover Ladies (Average Quality)	Each	1074.71	1000.00	1200.00	0.00	1095.45	948.68	1148.91
Tailoring Charges Awami Suit (Male)	Suit	600.00	0.00	800.00	670.82	700.00	948.68	624.50
Tailoring Charges Simple Suit (Female)	Suit	350.00	547.72	500.00	547.72	500.00	547.72	547.72
Underwear Medium Size (Average Quality)	Each	120.00	139.64	100.00	0.00	120.00	100.00	100.00
Vest "Baniyan" for Men Average Quality	Each	114.89	94.87	150.00	109.54	140.00	120.00	134.91
Brassier (Average Quality)	Each	173.21	144.91	189.74	150.00	134.16	150.00	150.00
Socks Nylon Local (Average Quality)	Pair	70.00	64.81	109.54	70.00	80.00	72.46	72.46
Lungi/Dhoti Cotton (Average Quality)	Each	0.00	300.00	300.00	0.00	0.00	0.00	0.00
Dopatta Geogette (Average Quality)	Each	300.00	250.00	300.00	0.00	0.00	273.86	200.00
Dopatta Cotton (Average Quality)	Each	300.00	223.61	400.00	200.00	200.00	250.00	223.61
Chaddar (Wash-n-Wear) (2x2.5 Meter)	Each	480.00	350.00	809.94	748.33	1200.00	874.64	848.53
Washing Charges Shalwar Kameez	Suit	0.00	0.00	0.00	0.00	0.00	0.00	0.00
Foottware Gents Local (Average Quality)	Pair	850.00	500.00	1095.45	1048.81	2000.00	1148.91	1000.00
Foottware Ladies Local (Average Quality)	Pair	450.00	450.00	850.00	574.46	1296.15	624.50	550.00
Foottware Children Local (Average Quality)	Pair	350.00	324.04	500.00	474.34	591.61	524.40	450.00
Shoe Repair Full Sole	Pair	100.00	64.81	374.17	273.86	100.00	250.00	300.00
Shoe Polish Charges	Pair	20.00	20.00	30.00	24.49	30.00	30.00	30.00
House Rent Combined	Quarterly	3562.00	4569.00	3816.00	5139.00	3623.00	5139.00	5139.00
Cement (Local) 50 kg Bag	Each	680.00	700.00	700.00	690.00	690.00	680.00	680.00
Bricks New 1st Class	1000 No.	7500.00	8099.38	15491.93	12500.00	14747.88	10500.00	11247.22
Bajri	100 cu ft	2000.00	3249.62	5200.00	2400.00	3000.00	3800.00	4400.00
Sand (Black Pit)	100 cu ft	1500.00	1700.00	4500.00	1900.00	4000.00	2549.51	2400.00
Painter Wage Rate	Per Day	1000.00	1148.91	800.00	1200.00	1300.00	1200.00	1200.00
Mason Wage Rate	Per Day	1500.00	1200.00	1296.15	1400.00	1500.00	1449.14	1200.00
Unskilled Labor Wage Rate	Per Day	700.00	650.00	948.68	700.00	748.33	748.33	800.00
Plumber Wage Rate	Per Day	1249.00	1200.00	1200.00	1148.91	1400.00	1000.00	1048.81
Electrician Charges	Per Point	100.00	109.54	150.00	130.00	250.00	100.00	100.00
Carpenter Wage Rate	Per Day	1250.00	1200.00	1200.00	1148.91	1349.07	1000.00	1200.00
Water Charges Per House	Monthly	0.00	0.00	0.00	0.00	200.00	0.00	0.00

Contd.

7.10 Intercity Consumer Prices (Rural)
October, 2021

Description	Unit	Bannu	D.I. Khan	Faisala-bad	Kohat	Lower Dir	Mardan	Naushehra
Charges for Refuse/Waste Collection	Monthly	400.00	0.00	0.00	0.00	0.00	0.00	0.00
Electricity Charges upto 50 Units	Per Unit	6.57	6.57	6.57	6.57	6.57	6.57	6.57
Electricity Charges 51-100 Units	Per Unit	11.84	11.84	11.84	11.84	11.84	11.84	11.84
Electricity Charges 101-300 Units	Per Unit	14.29	14.29	14.29	14.29	14.29	14.29	14.29
Electricity Charges 301-1000 Units	Per Unit	15.78	15.78	15.78	15.78	15.78	15.78	15.78
Electricity Charges Above 1000 Units	Per Unit	23.67	23.67	23.67	23.67	23.67	23.67	23.67
Electricity Charges Combined	Per Unit	14.43	14.43	14.43	14.43	14.43	14.43	14.43
LPG 11.67 kg Cylinder	Each	1950.00	2100.00	2200.00	2217.30	2000.00	2217.30	2217.30
Kerosene Oil	1 Litre	130.00	140.00	0.00	150.00	0.00	140.00	130.00
Firewood Whole	40 kg	500.00	428.95	500.00	474.34	500.00	474.34	550.00
Coal	1 kg	70.00	60.00	90.00	70.00	0.00	0.00	0.00
Cot Iron (Charpai)	Each	3000.00	2749.55	3149.60	2898.28	2792.85	2898.28	2898.28
Tube Light Philips 40 Watt	Each	230.00	209.76	0.00	220.00	0.00	220.00	220.00
Energy Saver Philips 14 Watt	Each	190.00	300.00	0.00	200.00	270.00	200.00	180.00
Readymade Quilt (3 kg)	Each	1200.00	800.00	1360.00	1048.81	1300.00	1095.45	1048.81
Blanket Single (SN)	Each	3000.00	3098.39	2000.00	2898.28	2200.00	2345.21	2738.61
Towel Medium Size (2' x 3')	Each	339.85	289.83	324.04	273.86	254.95	200.00	250.00
Ceiling Fan 56" Pak/Younas/Millat	Each	4300.00	4500.00	4800.00	4500.00	5000.00	4800.00	4749.74
Refrigerator Dawlance/Pel 10 Cubic feet Double Door	Each	38000.00	44900.00	58000.00	39000.00	47000.00	36500.00	36500.00
Washing Machine with Spinner (Super Asia or Similar Brand) (SN)	Each	12000.00	0.00	26248.81	19000.00	19493.59	23500.00	19000.00
Sewing Machine (SN) Without Cover	Each	7000.00	5000.00	10000.00	0.00	8000.00	8000.00	8000.00
Water Set (OMROC) 6 Glass	Set	534.98	674.54	600.00	0.00	700.00	624.50	624.50
Tea Set Pakistani (China-Ware) Set of 21 Pieces	Set	1600.00	1897.37	5000.00	0.00	4000.00	3240.37	2500.00
Dinner Set Plastic 72 Pieces Super Quality	Set	5000.00	5200.00	6500.00	0.00	8215.84	9246.62	9246.62
Bucket (Balti) Plastic Medium Size	Each	450.00	374.17	324.04	324.04	400.00	374.17	350.00
Lota Plastic Medium Size (Average Quality)	Each	44.72	74.83	100.00	59.16	64.81	74.83	60.00
Aluminium Cooking Pan (Degchi)	Each	600.00	0.00	724.57	600.00	800.00	740.00	624.50
Plates Steel Medium Size (Average Quality)	Each	70.00	70.00	82.46	54.77	54.77	74.83	60.00
Water Cooler 9/10 Litre Plastic Super Quality	1 No.	600.00	674.54	1000.00	650.00	750.00	848.53	624.50
Water Pump Golden Monoblock/Donkey 0.5 H.P	Each	5700.00	6245.00	10600.00	7000.00	0.00	0.00	0.00
Express Washing Powder 1 KG Polybag	Each	0.00	214.94	230.00	230.00	0.00	230.00	230.00
Cleanser Powder Vim 900 gm Polybag	Each	80.00	94.87	80.00	80.00	100.00	84.00	84.00
Finis 400 ml Bottle	Each	0.00	0.00	250.00	200.00	210.00	220.00	220.00
Boot Polish Cherry/KIWI 42 ml	Each	200.00	210.00	190.00	210.00	210.00	210.00	210.00
Robin Blue Liquid 75 ml Bottle	Each	85.00	90.00	65.00	90.00	80.00	100.00	90.00
Match Box	Each	3.00	3.00	2.00	3.00	2.00	3.00	4.00
Washing Soap 250 gm Cake (Specify Name)	Each	60.00	45.00	60.00	30.00	40.00	37.00	30.00
Panadol Tablets Plain	10 No.	20.00	17.01	16.00	17.00	17.00	17.00	17.00
Daonil Tablets 5 mg	10 No.	23.25	23.91	23.80	24.00	22.00	24.00	24.00
CAC 1000 Tablets Sandoz Bottle	Each	180.00	180.00	180.00	180.00	180.00	180.00	180.00
Amoxil Capsule 250 mg	10 No.	52.00	48.21	49.00	48.43	48.00	48.43	48.43
Hydryllin Syrup 120 ml Bottle	Each	69.00	69.00	69.00	69.00	69.00	69.00	69.00
Inderal Tablets 10 mg	10 No.	21.00	21.40	19.60	19.65	0.00	19.65	19.65
Johar Joshanda Instant (Sachet) Packet	Each	10.00	12.00	12.00	12.00	15.00	12.00	12.00
Dettol Medium Bottle	Each	99.00	100.00	210.00	210.00	100.00	210.00	210.00
Doctor (MBBS) Clinic Fee	Per Patient	244.95	500.00	300.00	400.00	400.00	447.21	300.00
Dental Surgeon Fee Per Visit	Per Patient	350.00	0.00	0.00	0.00	0.00	0.00	0.00
Blood Test (CP) Charges	Per Test	250.00	0.00	0.00	200.00	250.00	300.00	300.00
X-RAY (Chest) Charges	Per X-ray	244.95	0.00	0.00	400.00	250.00	350.00	350.00
Physiotherapist Fee Per Visit	Per Patient	500.00	0.00	0.00	0.00	0.00	0.00	0.00
Cost of Surgery (C-Section)	Per Case	22360.68	0.00	0.00	0.00	0.00	0.00	0.00
Car Suzuki 800 cc Without AC	Each	0.00	0.00	0.00	0.00	0.00	0.00	0.00
Motorcycle Honda CD 70	Each	90900.00	0.00	0.00	0.00	91000.00	0.00	90900.00
Bicycle	Each	11500.00	10988.63	11500.00	0.00	7483.31	0.00	0.00
Tire Motorcycle CD 70 (Back Wheel)	Each	1500.00	1524.80	2000.00	1500.00	1650.00	1600.00	1624.81
Tire Car Mehran Tubeless (General)	Each	4000.00	0.00	4250.00	0.00	0.00	0.00	5200.00
Tire Cycle	Each	600.00	384.71	500.00	474.34	692.82	547.72	500.00
Petrol Super	Per Litre	132.55	132.55	132.55	132.55	132.55	132.55	132.55
Hi-Speed Diesel	Per Litre	128.26	128.26	128.26	128.26	128.26	128.26	128.26
CNG	1 kg/1 Ltr	144.90	0.00	0.00	138.90	0.00	138.90	138.90
Mobil Oil (Havoline 20w-50)	4 Litres	2200.00	2450.00	2632.00	0.00	2300.00	0.00	0.00

Contd.

7.10 Intercity Consumer Prices (Rural)
October, 2021

Description	Unit	Bannu	D.I. Khan	Faisala-bad	Kohat	Lower Dir	Mardan	Naushehra
Motorcycle Service Charges	Each	70.00	150.00	150.00	100.00	100.00	100.00	150.00
Car Tax 800 cc to 1500 cc	Per Year	1075.00	1075.00	1075.00	1075.00	1075.00	1075.00	1075.00
Train Fare Economy per Person	Per km	1.09	1.09	1.09	1.09	1.09	1.09	1.09
Bus Fare Outside City (non AC)	Per km	0.92	1.50	1.52	0.00	0.00	0.00	0.00
Chingchi Rickshaw Charges, Minimum	Per Person	50.00	10.00	15.00	80.00	50.00	60.00	100.00
Air Fare Economy Class Per Kilometer	Per Person	19.87	19.87	19.87	19.87	19.87	19.87	19.87
Postal Registration Charges	Per Envelope	50.00	50.00	50.00	50.00	50.00	50.00	50.00
Mobile Set with Rear Camera and Without Touch Screen	Each	3100.00	2645.75	3850.00	3249.62	3741.66	3900.00	3349.63
Telephone Call Charges	Per Minute	1.79	1.79	1.79	1.79	1.79	1.79	1.79
Internet Charges (DSL) 1 MB (Unlimited)	Per Month	2184.35	2184.35	2184.35	2184.35	2184.35	2184.35	2184.35
Mobile Call Charges	Per Unit	2.99	2.99	2.99	2.99	2.99	2.99	2.99
LED Sony/Samsung 32" Colored	Each	29000.00	0.00	0.00	0.00	0.00	0.00	0.00
Personal Computer with LED Monitor (17") DELL/HP/ACER CORE i5	Each	55000.00	0.00	0.00	0.00	0.00	0.00	0.00
Pets Feed	10 kg	724.57	0.00	0.00	0.00	400.00	600.00	724.57
Cable Charges	Per Month	0.00	0.00	0.00	0.00	0.00	200.00	250.00
English Books Class VI	Each	72.00	87.00	90.00	94.00	90.00	94.00	94.00
English Books Class IX and X	Each	74.00	64.00	69.50	74.00	75.00	74.00	74.00
English Books Class XI Complete Set	Each	109.00	109.00	89.00	109.00	94.00	109.00	109.00
Urdu Books Class V (Text Book Board)	Each	76.00	80.00	73.00	73.00	73.00	73.00	73.00
Urdu Books Class IX and X (Text Book Board)	Each	68.50	62.00	67.50	68.50	75.00	68.50	68.50
Newspaper Daily Jang	Each	20.00	20.00	20.00	25.00	0.00	25.00	25.00
Exercise Book (with Lines) 80 to 100 Pages	Each	80.00	85.00	80.00	109.54	70.00	100.00	113.14
Lead Pencil Goldfish	Each	10.00	10.00	10.00	10.00	10.00	10.00	10.00
Ballpoint Pen Local	Each	10.00	10.00	10.00	10.00	10.00	10.00	10.00
Private School Fee English Medium Average Standard (Class I)	Per Month	700.00	748.33	524.40	1195.83	1000.00	1549.19	2089.98
Private School Fee English Medium Average Standard (Class V)	Per Month	800.00	848.53	650.00	1486.61	1500.00	1724.82	2157.78
Private School Fee English Medium Average Standard (Class VI)	Per Month	850.00	1148.91	700.00	1558.85	2000.00	1873.50	2223.51
Coaching Fee for Class IX/X Science Group	Per Subject	700.00	1000.00	500.00	1200.00	3500.00	2200.00	1800.00
Vocational Training Basic Computer Short Course Fee (3 Months)	Per Course	750.00	0.00	0.00	0.00	0.00	0.00	1500.00
Bread Tandoori Standard Size	Each	10.00	10.00	10.00	20.00	10.00	10.00	10.00
Cooked Chicken at Average Hotel	Per Plate	120.00	144.91	100.00	0.00	150.00	0.00	120.00
Cooked Beef at Average Hotel	Per Plate	104.88	154.92	130.00	120.00	150.00	100.00	120.00
Cooked Daal at Average Hotel	Per Plate	60.00	109.54	100.00	60.00	84.85	60.00	60.00
Chicken Biryani Full/Double	Per Plate	150.00	150.00	120.00	0.00	150.00	0.00	160.00
Tea Prepared Ordinary	Per Cup	27.39	24.49	30.00	20.00	30.00	20.00	25.00
Pizza Chicken Medium Size (Average Quality)	Each	0.00	0.00	999.00	0.00	0.00	0.00	0.00
Burger with Shami Kabab (Average Quality)	Each	50.00	0.00	60.00	60.00	0.00	0.00	74.83
Chicken Roast (Full) (Average Quality)	Each	650.00	0.00	600.00	0.00	650.00	0.00	624.50
Seekh Kabab (Beef) (Average Quality)	1 Dozen	480.00	0.00	500.00	0.00	0.00	0.00	268.33
Marriage Hall Charges with Furniture	Per Head	90.00	0.00	0.00	0.00	0.00	0.00	0.00
Marriage Hall Service Charges with Food (Average Meal)	Per Head	0.00	0.00	0.00	0.00	0.00	0.00	0.00
Government Hostel Accommodation Fee for Intermediate College per Student	Per Month	500.00	0.00	0.00	0.00	0.00	0.00	0.00
Private Hostel Accommodation Fee for Intermediate College per Student	Per Month	0.00	0.00	0.00	0.00	0.00	0.00	0.00
Hair Cut Charges for Men	Per Cut	100.00	84.85	70.00	70.00	70.00	100.00	74.83
Shaving Charges	Per Shave	50.00	50.00	54.77	60.00	70.00	74.83	60.00
Toilet Soap LUX 75 gm	Each	42.35	45.99	65.00	65.00	42.85	63.00	65.00
Tooth Paste COLGATE 75 gm	Each	110.00	94.87	90.00	100.00	120.00	120.00	100.00
Tooth Brush (SHIELD)	Each	40.00	55.00	50.00	54.77	80.00	55.00	60.00
Hair Color (KALA KOLA)	Tube	150.00	170.00	170.00	170.00	250.00	180.00	170.00
Hair Removing Cream (EU-Cream) 30ml Tube	Each	75.00	90.00	160.00	120.00	120.00	120.00	120.00
Shaving Cream (TOUCHME Large/ADMIRAL)	Tube	80.00	77.46	80.00	80.00	80.00	80.00	80.00
Blade Treet Ordinary (10 no. Packet)	Each	40.00	40.00	60.00	50.00	40.00	50.00	50.00
Disposable Razor Gillette Blue II	Each	60.00	50.00	60.00	70.00	60.00	70.00	70.00
Shampoo Sun Silk/Pantene 90 ml Bottle	Each	132.00	100.00	110.00	110.00	130.00	110.00	110.00
Talcum Powder Viceroy/Black Cat	Each	200.00	135.00	200.00	160.00	240.00	209.76	220.00
Gold Tezabi 24 Carett	10 gm	97770.00	0.00	97307.00	0.00	96300.00	0.00	0.00
Artificial Jewelry (Locket Set) (Average Quality)	Each	1300.00	289.83	948.68	800.00	2500.00	0.00	700.00
Suitcase Ragzine (24"x16"x6") (Average Quality)	Each	1125.00	1249.00	1800.00	0.00	848.53	724.57	674.54
Trunk Medium Size (Average Quality)	Each	2349.47	1500.00	1697.06	1649.24	1249.00	2000.00	2097.62
Purse Ladies Medium Size (Average Quality)	Each	1200.00	648.07	1396.42	0.00	800.00	474.34	748.33

7.10 Intercity Consumer Prices (Rural)
October, 2021

Description	Unit	Khuzdar	Gawadar	Faisalabad	Quetta	Sibi	Loralai
Wheat	10 kg	0.00	600.00	500.00	589.92	594.98	640.00
Wheat Flour (Average Quality)	1 kg	70.00	75.00	70.00	78.99	78.99	70.00
Wheat Flour Bag	20 kg	1400.00	1400.00	1350.00	1380.00	1380.00	1400.00
Suji	1 kg	90.00	100.00	90.00	94.87	94.87	84.85
Vermicelli (Packet)	1 kg	150.00	130.00	100.00	114.89	124.90	124.90
Besan	1 kg	100.00	177.48	140.00	184.93	194.94	180.00
Rice Basmati 385/386	1 kg	130.00	130.00	114.89	114.89	124.90	160.00
Rice Basmati Broken (Average Quality)	1 kg	110.00	114.89	0.00	114.89	114.89	90.00
Bread plain (Medium Size)	Each	50.00	80.00	50.00	60.00	60.00	60.00
Rusk (Papay) (Average Quality)	1 kg	230.00	250.00	209.76	244.95	244.95	209.76
Biscuit Bakery (Loose, Average Quality)	250 gm	100.00	95.00	90.00	104.88	0.00	94.87
Samosa (Vegetable, Average Quality)	Each	15.00	15.00	10.00	20.00	15.00	15.00
Nimko (Loose, Average Quality)	250 gm	90.00	100.00	84.85	90.00	0.00	74.83
Beef with Bone (Average Quality)	1 kg	500.00	0.00	450.00	600.00	574.98	550.00
Mutton (Average Quality)	1 kg	0.00	1200.00	1000.00	1200.00	1100.00	1000.00
Chicken Farm Broiler (Live)	1 kg	350.00	240.00	300.00	289.83	274.95	304.96
Fish Fresh	1 kg	350.00	300.00	300.00	444.97	374.97	0.00
Milk fresh (Un-boiled)	1 Litre	100.00	150.00	110.00	120.00	120.00	110.00
Curd	1 kg	110.00	170.00	140.00	130.00	130.00	120.00
Powdered Milk NIDO 390 gm Polybag	Each	510.00	490.00	500.00	500.00	500.00	500.00
Eggs Farm	Dozen	200.00	180.00	209.76	184.93	184.93	200.00
Mustard Oil (Average Quality)	1 kg	320.00	400.00	300.00	309.84	294.96	314.96
Vegetable Ghee DALDA/HABIB 2.5 kg Tin	Each	865.00	810.00	924.66	925.00	885.00	900.00
Vegetable Ghee DALDA/HABIB or Other superior Quality 1 kg Pouch	Each	346.00	316.00	350.00	361.00	346.00	350.00
Desi Ghee	1 kg	0.00	0.00	1600.00	2000.00	2000.00	1500.00
Cooking Oil (Pouch)	1 Litre	320.00	346.00	324.96	361.00	346.00	324.96
Almonds (Badam) Kaghazi with Shell (Average Quality)	1 kg	1250.00	794.98	1349.07	1048.81	1048.81	1048.81
Groundnuts (Moong Phali) with shell	1 kg	400.00	254.95	309.84	424.26	344.96	320.00
Kinnu (Average Quality)	1 Dozen	0.00	0.00	0.00	0.00	0.00	0.00
Apple (Average Quality)	1 kg	120.00	150.00	150.00	119.58	159.69	114.89
Grapes (Angoor) (Average Quality)	1 kg	180.00	200.00	289.83	173.21	0.00	240.00
Bananas (Kela) Local	1 Dozen	84.85	100.00	50.00	64.81	89.44	94.87
Mango Kalmi (Average Quality)	1 kg	0.00	0.00	0.00	0.00	0.00	0.00
Guava (Amrood) (Average Quality)	1 kg	0.00	0.00	0.00	0.00	0.00	0.00
Watermelon (Turbooz)	1 kg	0.00	0.00	0.00	0.00	0.00	0.00
Muskmelon (Kharbuza)	1 kg	0.00	0.00	0.00	0.00	0.00	0.00
Pulse Masoor (Washed)	1 kg	184.93	180.00	180.00	174.93	174.93	190.00
Pulse Moong (Washed)	1 kg	230.00	220.00	230.00	244.95	254.95	184.93
Pulse Mash (Washed)	1 kg	204.94	250.00	0.00	274.95	0.00	224.94
Pulse Gram	1 kg	170.00	180.00	170.00	174.93	174.93	170.00
Gram Whole Black (Average Quality)	1 kg	0.00	0.00	0.00	0.00	184.93	180.00
Gram Whole Yellow (Average Quality)	1 kg	180.00	180.00	169.71	194.94	194.94	244.95
Beans Red/White (Lobia)	1 kg	0.00	220.00	0.00	284.96	274.95	0.00
Potatoes	1 kg	50.00	50.00	40.00	44.72	44.72	62.45
Chips (Loose)	250 gm	0.00	95.00	70.00	80.00	80.00	60.00
Onions	1 kg	50.00	60.00	50.00	44.72	54.77	54.77
Tomatoes	1 kg	74.83	100.00	74.83	54.77	64.81	54.77
Turnip (Shalgham)	1 kg	0.00	0.00	40.00	64.81	0.00	0.00
Radish (Mooli)	1 kg	0.00	0.00	0.00	44.72	0.00	60.00
Cauliflower (Phool Gobhi)	1 kg	50.00	0.00	0.00	64.81	0.00	50.00
Bottlegourd (Loki)	1 kg	60.00	64.81	60.00	54.77	74.83	0.00
Lady Finger (Bhindi)	1 kg	94.87	120.00	54.77	129.61	109.54	140.00
Peas (Matar)	1 kg	0.00	0.00	0.00	0.00	0.00	0.00
Spinach (Paalak)	1 kg	0.00	0.00	60.00	34.64	0.00	47.43
Tinda	1 kg	0.00	60.00	60.00	89.44	74.83	70.00
Turai	1 kg	60.00	100.00	69.28	89.44	89.44	104.88
Karela	1 kg	100.00	120.00	80.00	64.81	74.83	110.00
Chilies (Green)	250 gm	22.36	40.00	40.00	34.64	44.72	32.40
Carrot (Gajar)	1 kg	0.00	0.00	0.00	0.00	0.00	0.00
Cucumber (Kheera)	1 kg	80.00	80.00	109.54	64.81	74.83	84.85
Lemon	250 gm	70.00	50.00	50.00	44.72	54.77	64.81
Garlic (Lehsun)	1 kg	320.00	300.00	320.00	374.97	374.97	334.96

Contd.

7.10 Intercity Consumer Prices (Rural)
October, 2021

Description	Unit	Khuzdar	Gawadar	Faisalabad	Quetta	Sibi	Loralai
Brinjal	1 kg	0.00	0.00	60.00	44.72	0.00	0.00
Arvi	1 kg	0.00	0.00	64.81	0.00	0.00	0.00
Sugar Refined	1 kg	110.00	120.00	106.00	110.00	110.00	112.47
Gur (Average Quality)	1 kg	140.00	140.00	130.00	144.91	144.91	120.00
Honey MARHABA Bottle 500 gm	Each	0.00	474.97	500.00	450.00	450.00	0.00
Sweetmeat (Mixed Mithai)	1 kg	500.00	450.00	400.00	624.50	589.92	240.00
Ice Cream Walls Cup (Large Size)	Each	0.00	0.00	70.00	0.00	0.00	0.00
Ginger (Adrak)	500 gm	220.00	250.00	270.00	244.95	294.96	334.96
Custard Powder RAFHAN 300 gm Packet	Each	110.00	110.00	100.00	100.00	100.00	90.00
Coriander Seed Powder Loose	1 kg	350.00	309.84	284.60	309.84	354.96	389.87
Salt Powder Loose	1 kg	15.00	20.00	17.32	10.00	10.00	12.25
Chilies Powder Loose	1 kg	600.00	750.00	447.21	774.60	748.33	600.00
Turmeric Powder Loose	250 gm	100.00	100.00	0.00	94.87	94.87	100.00
Tea Lipton Yellow Label 190 gm Packet	Each	230.00	250.00	220.00	230.00	230.00	230.00
Cold Drink (PEPSI/COCA-COLA) 1.5 Liter Bottle	Each	110.00	140.00	104.88	110.00	110.00	110.00
Fruit Juice Small Packet 250 ml	Each	30.00	40.00	25.00	40.00	40.00	34.64
JAM-E-SHIREEN Standard Size (800 ml)	1 Bottle	287.49	280.00	280.00	280.00	280.00	284.96
Cigarettes Capstan 20'S Packet	Each	90.00	90.00	80.00	90.00	90.00	80.00
Cigarettes Gold Leaf 20'S Packet	Each	180.00	190.00	180.00	200.00	200.00	180.00
Tobacco Hukka Twisted	1 kg	122.47	0.00	120.00	114.89	114.89	464.76
Chewing Tobacco (Niswar)	250 gm	94.87	75.00	54.77	64.81	74.83	50.00
Pan Prepared (Sweet with Beetle Nuts)	Each	0.00	40.00	0.00	40.00	40.00	0.00
Shirting (Average Quality)	1 Metre	250.00	180.00	164.32	174.93	0.00	0.00
Georgette (Average Quality)	1 Metre	200.00	130.00	120.00	144.91	0.00	229.78
Linen, Ladies (Average Quality)	1 Metre	270.00	140.00	120.00	144.91	0.00	0.00
Long Cloth	1 Metre	0.00	230.00	224.94	229.78	244.95	350.00
Lawn Printed (Average Quality)	1 Metre	300.00	230.00	159.69	174.93	174.93	260.00
Full Pant Boy Length 24"/26"	Each	400.00	500.00	0.00	591.61	0.00	0.00
Shirt Boy Length 24"/26"	Each	300.00	500.00	0.00	324.04	0.00	0.00
School Uniform Boys (Pant & Shirt) 24"/26"	Suit	0.00	1200.00	0.00	848.53	1296.15	0.00
School Uniform Girls (Kameez & Shalwar) 24"/26"	Suit	0.00	1200.00	0.00	848.53	1148.91	0.00
Pullover Gents (Average Quality)	Each	1000.00	1100.00	850.00	848.53	0.00	0.00
Pullover Ladies (Average Quality)	Each	1100.00	650.00	848.53	848.53	0.00	0.00
Tailoring Charges Awami Suit (Male)	Suit	700.00	700.00	500.00	848.53	848.53	674.54
Tailoring Charges Simple Suit (Female)	Suit	550.00	600.00	474.34	0.00	0.00	500.00
Underwear Medium Size (Average Quality)	Each	200.00	140.00	150.00	94.87	0.00	0.00
Vest "Baniyan" for Men Average Quality	Each	200.00	140.00	124.90	139.64	0.00	164.92
Brassier (Average Quality)	Each	324.04	250.00	129.61	273.86	0.00	0.00
Socks Nylon Local (Average Quality)	Pair	100.00	130.00	60.00	89.44	109.54	94.87
Lungi/Dhoti Cotton (Average Quality)	Each	300.00	354.96	273.86	250.00	239.79	0.00
Dopatta Geogette (Average Quality)	Each	350.00	360.00	200.00	204.94	244.95	339.85
Dopatta Cotton (Average Quality)	Each	350.00	294.96	200.00	199.00	234.52	300.00
Chaddar (Wash-n-Wear) (2x2.5 Meter)	Each	350.00	500.00	0.00	624.50	547.72	550.00
Washing Charges Shalwar Kameez	Suit	0.00	80.00	0.00	89.44	0.00	0.00
Footware Gents Local (Average Quality)	Pair	424.26	1048.81	500.00	707.11	389.87	874.64
Footware Ladies Local (Average Quality)	Pair	350.00	754.98	424.26	600.00	223.61	650.00
Footware Children Local (Average Quality)	Pair	300.00	700.00	250.00	223.61	189.74	450.00
Shoe Repair Full Sole	Pair	114.89	120.00	80.00	89.44	94.87	120.00
Shoe Polish Charges	Pair	30.00	55.00	30.00	40.00	40.00	20.00
House Rent Combined	Quarterly	2849.00	5374.00	2887.00	5205.00	5205.00	3247.00
Cement (Local) 50 kg Bag	Each	724.98	650.00	694.98	720.00	0.00	710.00
Bricks New 1st Class	1000 No.	0.00	0.00	0.00	9746.79	0.00	0.00
Bajri	100 cu ft	3600.00	5000.00	3700.00	4242.64	0.00	0.00
Sand (Black Pit)	100 cu ft	0.00	0.00	3200.00	3741.66	0.00	0.00
Painter Wage Rate	Per Day	0.00	1200.00	900.00	1496.66	1496.66	1000.00
Mason Wage Rate	Per Day	1200.00	1700.00	1000.00	1749.29	1749.29	1474.79
Unskilled Labor Wage Rate	Per Day	700.00	800.00	500.00	1148.91	948.68	700.00
Plumber Wage Rate	Per Day	0.00	1200.00	0.00	1349.07	1274.75	1148.91
Electrician Charges	Per Point	279.28	230.00	150.00	234.95	234.95	150.00
Carpenter Wage Rate	Per Day	1400.00	1200.00	0.00	1374.77	1349.07	1200.00
Water Charges Per House	Monthly	0.00	300.00	0.00	330.00	374.17	0.00
Charges for Refuse/Waste Collection	Monthly	0.00	0.00	0.00	173.21	223.61	0.00

Contd.

7.10 Intercity Consumer Prices (Rural)
October, 2021

Description	Unit	Khuzdar	Gawadar	Faisalabad	Quetta	Sibi	Loralai
Electricity Charges upto 50 Units	Per Unit	6.57	6.57	6.57	6.57	6.57	6.57
Electricity Charges 51-100 Units	Per Unit	11.84	11.84	11.84	11.84	11.84	11.84
Electricity Charges 101-300 Units	Per Unit	14.29	14.29	14.29	14.29	14.29	14.29
Electricity Charges 301-1000 Units	Per Unit	15.78	15.78	15.78	15.78	15.78	15.78
Electricity Charges Above 1000 Units	Per Unit	23.67	23.67	23.67	23.67	23.67	23.67
Electricity Charges Combined	Per Unit	14.43	14.43	14.43	14.43	14.43	14.43
LPG 11.67 kg Cylinder	Each	2300.00	2100.00	0.00	2124.85	2124.85	2250.00
Kerosene Oil	1 Litre	130.00	0.00	150.00	130.00	130.00	120.00
Firewood Whole	40 kg	700.00	450.00	500.00	674.54	600.00	800.00
Coal	1 kg	30.00	40.00	44.72	54.77	54.77	100.00
Cot Iron (Charpai)	Each	4500.00	5349.77	3000.00	3741.66	0.00	0.00
Tube Light Philips 40 Watt	Each	150.00	180.00	0.00	250.00	250.00	200.00
Energy Saver Philips 14 Watt	Each	167.48	200.00	200.00	250.00	220.00	180.00
Readymade Quilt (3 kg)	Each	0.00	0.00	894.43	979.80	979.80	0.00
Blanket Single (SN)	Each	3000.00	2300.00	1732.05	1697.06	1697.06	0.00
Towel Medium Size (2' x 3')	Each	500.00	400.00	300.00	295.80	324.04	489.90
Ceiling Fan 56" Pak/Younas/Millat	Each	0.00	4849.74	0.00	4398.86	4242.64	0.00
Refrigerator Dawlance/Pel 10 Cubic feet Double Door	Each	0.00	48497.42	0.00	44497.19	44497.19	0.00
Washing Machine with Spinner (Super Asia or Similar Brand) (SN)	Each	0.00	0.00	0.00	19649.43	18795.74	0.00
Sewing Machine (SN) Without Cover	Each	0.00	0.00	0.00	9400.00	9500.00	0.00
Water Set (OMROC) 6 Glass	Set	1000.00	954.99	574.46	574.46	0.00	1000.00
Tea Set Pakistani (China-Ware) Set of 21 Pieces	Set	0.00	1849.32	0.00	2236.07	2097.62	0.00
Dinner Set Plastic 72 Pieces Super Quality	Set	0.00	0.00	0.00	5500.00	5500.00	0.00
Bucket (Balti) Plastic Medium Size	Each	500.00	650.00	400.00	424.26	0.00	0.00
Lota Plastic Medium Size (Average Quality)	Each	90.00	80.00	64.81	64.81	64.81	89.44
Aluminium Cooking Pan (Degchi)	Each	800.00	1200.00	574.46	447.21	0.00	724.57
Plates Steel Medium Size (Average Quality)	Each	189.74	100.00	54.77	54.77	0.00	65.00
Water Cooler 9/10 Litre Plastic Super Quality	1 No.	800.00	874.64	1200.00	774.60	0.00	700.00
Water Pump Golden Monoblock/Donkey 0.5 H.P	Each	0.00	0.00	9000.00	12961.48	14491.38	0.00
Express Washing Powder 1 KG Polybag	Each	230.00	240.00	210.00	230.00	230.00	220.00
Cleanser Powder Vim 900 gm Polybag	Each	75.00	100.00	100.00	90.00	0.00	0.00
Finis 400 ml Bottle	Each	200.00	215.00	250.00	245.00	0.00	0.00
Boot Polish Cherry/KIWI 42 ml	Each	220.00	178.00	210.00	210.00	210.00	150.00
Robin Blue Liquid 75 ml Bottle	Each	80.00	83.49	92.47	90.00	90.00	74.83
Match Box	Each	2.45	2.00	2.45	3.00	3.00	2.00
Washing Soap 250 gm Cake (Specify Name)	Each	54.77	40.00	42.43	60.00	40.00	47.43
Panadol Tablets Plain	10 No.	22.00	20.00	17.00	20.00	20.00	17.89
Daonil Tablets 5 mg	10 No.	25.00	35.00	22.25	23.16	26.76	24.00
CAC 1000 Tablets Sandoz Bottle	Each	180.00	180.00	180.00	180.00	180.00	180.00
Amoxil Capsule 250 mg	10 No.	50.00	55.00	48.50	48.44	56.20	50.00
Hydryllin Syrup 120 ml Bottle	Each	73.48	70.00	70.00	69.00	69.00	70.00
Inderal Tablets 10 mg	10 No.	0.00	20.00	21.49	22.00	21.40	20.00
Johar Joshanda Instant (Sachet) Packet	Each	15.00	10.00	12.00	12.00	12.00	15.00
Dettol Medium Bottle	Each	180.00	190.00	210.00	100.00	100.00	190.00
Doctor (MBBS) Clinic Fee	Per Patient	500.00	500.00	200.00	223.61	273.86	273.86
Dental Surgeon Fee Per Visit	Per Patient	0.00	0.00	500.00	648.07	774.60	0.00
Blood Test (CP) Charges	Per Test	0.00	250.00	273.86	324.04	324.04	300.00
X-RAY (Chest) Charges	Per X-ray	0.00	0.00	0.00	748.33	748.33	0.00
Physiotherapist Fee Per Visit	Per Patient	0.00	0.00	0.00	244.95	244.95	0.00
Cost of Surgery (C-Section)	Per Case	0.00	0.00	0.00	24494.90	19364.92	0.00
Car Suzuki 800 cc Without AC	Each	0.00	0.00	0.00	854000.00	854000.00	0.00
Motorcycle Honda CD 70	Each	0.00	0.00	0.00	90900.00	90900.00	0.00
Bicycle	Each	0.00	10488.09	0.00	8485.28	8485.28	0.00
Tire Motorcycle CD 70 (Back Wheel)	Each	1600.00	1550.00	1274.75	1549.19	1549.19	1424.78
Tire Car Mehran Tubeless (General)	Each	0.00	5600.00	0.00	4098.78	4098.78	0.00
Tire Cycle	Each	500.00	800.00	550.00	748.33	748.33	589.92
Petrol Super	Per Litre	132.55	132.55	132.55	132.55	132.55	132.55
Hi-Speed Diesel	Per Litre	128.26	128.26	128.26	128.26	128.26	128.26
CNG	1 kg/1 Ltr	0.00	0.00	0.00	138.90	138.90	0.00
Mobil Oil (Havoline 20w-50)	4 Litres	0.00	2500.00	0.00	2680.00	2700.00	0.00
Motorcycle Service Charges	Each	173.21	150.00	150.00	223.61	273.86	110.00
Car Tax 800 cc to 1500 cc	Per Year	1100.00	1100.00	1100.00	1100.00	1100.00	1100.00

Contd.

7.10 Intercity Consumer Prices (Rural)
October, 2021

Description	Unit	Khuzdar	Gawadar	Faisalabad	Quetta	Sibi	Loralai
Train Fare Economy per Person	Per km	1.09	1.09	1.09	1.09	1.09	1.09
Bus Fare Outside City (non AC)	Per km	0.00	1.00	1.60	2.00	2.50	2.00
Chingchi Rickshaw Charges, Minimum	Per Person	104.88	50.00	50.00	25.00	0.00	0.00
Air Fare Economy Class Per Kilometer	Per Person	19.87	19.87	19.87	19.87	19.87	19.87
Postal Registration Charges	Per Envelope	50.00	50.00	50.00	50.00	50.00	50.00
Mobile Set with Rear Camera and Without Touch Screen	Each	0.00	5000.00	0.00	5744.56	5744.56	0.00
Telephone Call Charges	Per Minute	1.79	1.79	1.79	1.79	1.79	1.79
Internet Charges (DSL) 1 MB (Unlimited)	Per Month	2184.35	2184.35	2184.35	2184.35	2184.35	2184.35
Mobile Call Charges	Per Unit	2.99	2.99	2.99	2.99	2.99	2.99
LED Sony/Samsung 32" Colored	Each	0.00	0.00	0.00	37496.67	37496.67	0.00
Personal Computer with LED Monitor (17") DELL/HP/ACER CORE i5	Each	0.00	0.00	0.00	28982.75	28982.75	0.00
Pets Feed	10 kg	0.00	0.00	547.72	273.86	374.17	0.00
Cable Charges	Per Month	300.00	350.00	0.00	400.00	400.00	0.00
English Books Class VI	Each	60.00	60.00	60.00	75.00	75.00	75.00
English Books Class IX and X	Each	119.00	119.00	119.00	160.00	160.00	138.00
English Books Class XI Complete Set	Each	103.00	103.00	103.00	122.00	122.00	120.00
Urdu Books Class V (Text Book Board)	Each	73.00	73.00	73.00	93.00	93.00	93.00
Urdu Books Class IX and X (Text Book Board)	Each	136.00	136.00	136.00	162.00	162.00	143.00
Newspaper Daily Jang	Each	20.00	20.00	20.00	20.00	20.00	20.00
Exercise Book (with Lines) 80 to 100 Pages	Each	70.00	85.00	50.00	114.89	109.54	80.00
Lead Pencil Goldfish	Each	10.00	10.00	10.00	10.00	10.00	15.00
Ballpoint Pen Local	Each	10.00	12.00	10.00	10.00	10.00	15.00
Private School Fee English Medium Average Standard (Class I)	Per Month	400.00	1000.00	500.00	0.00	0.00	400.00
Private School Fee English Medium Average Standard (Class V)	Per Month	500.00	1100.00	700.00	798.44	824.62	500.00
Private School Fee English Medium Average Standard (Class VI)	Per Month	700.00	1400.00	800.00	0.00	0.00	600.00
Coaching Fee for Class IX/X Science Group	Per Subject	0.00	1500.00	0.00	894.43	894.43	500.00
Vocational Training Basic Computer Short Course Fee (3 Months)	Per Course	0.00	0.00	0.00	0.00	1732.05	0.00
Bread Tandoori Standard Size	Each	20.00	14.00	20.00	25.00	20.00	20.00
Cooked Chicken at Average Hotel	Per Plate	220.00	214.94	200.00	239.79	244.95	189.74
Cooked Beef at Average Hotel	Per Plate	220.00	0.00	150.00	209.76	0.00	214.48
Cooked Daal at Average Hotel	Per Plate	100.00	154.92	120.00	114.89	114.89	150.00
Chicken Biryani Full/Double	Per Plate	120.00	180.00	150.00	294.96	274.95	0.00
Tea Prepared Ordinary	Per Cup	30.00	20.00	30.00	30.00	30.00	30.00
Pizza Chicken Medium Size (Average Quality)	Each	0.00	250.00	0.00	447.21	447.21	0.00
Burger with Shami Kabab (Average Quality)	Each	0.00	0.00	0.00	109.54	109.54	0.00
Chicken Roast (Full) (Average Quality)	Each	0.00	850.00	0.00	748.33	724.57	0.00
Seekh Kabab (Beef) (Average Quality)	1 Dozen	120.00	360.00	536.66	459.89	474.97	0.00
Marriage Hall Charges with Furniture	Per Head	0.00	0.00	0.00	109.54	109.54	0.00
Marriage Hall Service Charges with Food (Average Meal)	Per Head	0.00	0.00	0.00	189.74	189.74	0.00
Government Hostel Accommodation Fee for Intermediate College per Student	Per Month	0.00	0.00	0.00	1788.85	1788.85	0.00
Private Hostel Accommodation Fee for Intermediate College per Student	Per Month	0.00	0.00	0.00	1989.97	2097.62	0.00
Hair Cut Charges for Men	Per Cut	100.00	150.00	109.54	100.00	120.00	80.00
Shaving Charges	Per Shave	100.00	89.44	50.00	74.83	80.00	60.00
Toilet Soap LUX 75 gm	Each	65.00	45.00	45.00	42.75	48.71	46.00
Tooth Paste COLGATE 75 gm	Each	110.00	90.00	100.00	95.00	100.00	90.00
Tooth Brush (SHIELD)	Each	70.00	80.00	89.44	70.00	70.00	80.00
Hair Color (KALA KOLA)	Tube	209.76	160.00	150.00	180.00	180.00	150.00
Hair Removing Cream (EU-Cream) 30ml Tube	Each	90.00	130.00	70.00	90.00	90.00	0.00
Shaving Cream (TOUCHME Large/ADMIRAL)	Tube	100.00	80.00	85.00	80.00	85.00	80.00
Blade Treet Ordinary (10 no. Packet)	Each	65.00	50.00	48.99	50.00	50.00	50.00
Disposable Razor Gillette Blue II	Each	55.00	50.00	62.45	70.00	70.00	75.00
Shampoo Sun Silk/Pantene 90 ml Bottle	Each	130.00	110.00	120.00	120.00	120.00	120.00
Talcum Powder Viceroy/Black Cat	Each	210.00	150.00	0.00	240.00	240.00	0.00
Gold Tezabi 24 Carett	10 gm	0.00	0.00	0.00	101000.00	102000.00	0.00
Artificial Jewelry (Locket Set) (Average Quality)	Each	900.00	1300.00	648.07	489.90	574.46	0.00
Suitcase Ragzine (24"x16"x6") (Average Quality)	Each	3000.00	1500.00	0.00	1496.66	1496.66	0.00
Trunk Medium Size (Average Quality)	Each	0.00	1200.00	1095.45	1095.45	1095.45	0.00
Purse Ladies Medium Size (Average Quality)	Each	0.00	400.00	547.72	894.43	894.43	0.00

7.10 Intercity (Urban) Consumer Price
October, 2021
(Base Year 2015-16)

Value in Rupees

Description	Unit	Average	% Change
FOOD & NON-ALCOHOLIC BEVERAGES			
Wheat	10 kg	588.62	6.63
Wheat Flour (Fine/Superior Quality)	1 kg	73.45	2.78
Wheat Flour (Average Quality)	1 kg	63.70	1.06
Wheat Flour Bag	20 kg	1209.23	-1.04
Suji	1 kg	83.91	1.27
Vermicelli (Packet)	1 kg	124.60	2.61
Besan	1 kg	154.06	0.27
Rice Basmati (Superior Quality)	1 kg	167.27	0.31
Rice Basmati 385/386	1 kg	111.28	0.68
Rice Basmati Broken (Average Quality)	1 kg	95.40	0.70
Rice IRRI-6/9 (Sindh/Punjab)	1 kg	68.30	-0.73
Bread plain (Medium Size)	Each	62.90	1.45
Rusk (Papay) (Average Quality)	1 kg	262.37	1.84
Biscuit Bakery (Loose, Average Quality)	250 gm	108.98	1.55
Samosa (Vegetable, Average Quality)	Each	17.89	0.85
Nimko (Loose, Average Quality)	250 gm	85.28	0.40
Beef with Bone (Average Quality)	1 kg	525.55	0.84
Mutton (Average Quality)	1 kg	1067.62	1.06
Chicken Farm Broiler (Live)	1 kg	255.15	15.27
Fish Rahu (Medium Size)	1 kg	326.15	1.17
Milk fresh (Un-boiled)	1 Litre	109.61	0.79
Milk Tetra Pack 1 Litre (MILK PAK/HALEEB/OLPERS)	Each	161.52	0.72
Curd	1 kg	124.15	0.13
LACTOGEN 400 gm Packet	Each	633.92	0.64
Powdered Milk NIDO 390 gm Polybag	Each	499.33	0.87
Eggs Farm	Dozen	168.11	-3.95
Butter Local Packed 50 gm	Each	50.19	2.20
Mustard Oil (Average Quality)	1 kg	323.89	8.76
Cooking Oil DALDA or Other Similar Brand (SN), 5 Litre Tin	Each	1767.03	1.75
Vegetable Ghee DALDA/HABIB 2.5 kg Tin	Each	892.04	2.80
Vegetable Ghee DALDA/HABIB or Other superior Quality 1 kg Pouch	Each	350.13	1.38
Almonds (Badam) Kaghazi with Shell (Average Quality)	1 kg	928.54	1.45
Groundnuts (Moong Phali) with shell	1 kg	285.93	1.05
Kinnu (Average Quality)	1 Dozen	0.00	
Apple (Average Quality)	1 kg	136.73	0.61
Peach (Average Quality)	1 kg	0.00	
Grapes (Angoor) (Average Quality)	1 kg	227.06	4.17
Bananas (Kela) Local	1 Dozen	65.00	-14.57
Mango Kalmi (Average Quality)	1 kg	0.00	
Guava (Amrood) (Average Quality)	1 kg	100.24	10.29
Watermelon (Turbooz)	1 kg	0.00	
Muskmelon (Kharbuza)	1 kg	0.00	
Pulse Masoor (Washed)	1 kg	178.23	1.00
Pulse Moong (Washed)	1 kg	171.50	-5.69
Pulse Mash (Washed)	1 kg	244.88	-1.39
Pulse Gram	1 kg	148.98	-1.40
Gram Whole Black (Average Quality)	1 kg	146.82	0.45
Gram Whole Yellow (Average Quality)	1 kg	174.65	3.48
Beans Red/White (Lobia)	1 kg	243.28	2.34
Potatoes	1 kg	54.39	10.35
Chips (Loose)	250 gm	88.76	0.70

Contd.

7.10 Intercity (Urban) Consumer Price
October, 2021
(Base Year 2015-16)

Value in Rupees

Description	Unit	Average	% Change
Onions	1 kg	51.14	-9.02
Tomatoes	1 kg	63.34	5.92
Turnip (Shalgham)	1 kg	74.21	
Radish (Mooli)	1 kg	53.06	-19.13
Cauliflower (Phool Gobhi)	1 kg	72.83	
Bottlegourd (Loki)	1 kg	65.89	14.77
Lady Finger (Bhindi)	1 kg	94.70	11.70
Peas (Matar)	1 kg	0.00	
Spinach (Paalak)	1 kg	34.62	4.59
Tinda	1 kg	101.59	5.72
Turai	1 kg	81.38	17.87
Karela	1 kg	97.95	-3.95
Chilies (Green)	250 gm	32.34	38.62
Carrot (Gajar)	1 kg	0.00	
Cucumber (Kheera)	1 kg	64.94	-11.97
Lemon	250 gm	36.05	4.86
Garlic (Lehsun)	1 kg	274.45	3.22
Sugar Refined	1 kg	102.40	-5.17
Gur (Average Quality)	1 kg	137.21	0.84
Honey MARHABA Bottle 500 gm	Each	483.29	3.51
Sweetmeat (Mixed Mithai)	1 kg	449.93	1.06
Ice Cream Walls Cup (Large Size)	Each	58.02	0.50
Cumin seed (Zeera) White NATIONAL 50 gm Packet	Each	75.86	0.00
Pepper Black NATIONAL 50 gm Packet	Each	118.15	0.25
Coriander Seed Powder NATIONAL 200 gm Packet	Each	173.52	0.00
Cardamom Large (Loose) (Average Quality)	50 gm	141.81	-0.01
Cardamom Small (Average Quality)	50 gm	315.05	-1.17
Salt Powdered (NATIONAL/SHAN) 800 gm Packet	Each	31.74	0.00
Chilies Powder NATIONAL 200 gm Packet	Each	377.16	-0.82
Turmeric Powder NATIONAL 50 gm Packet	Each	41.87	0.00
Tomato Ketchup MITCHELLS/NATIONAL 1 kg Polybag	Each	256.52	0.21
Pickle MITCHELLS/NATIONAL Bottle (340 gm-400 gm)	Each	154.12	0.16
Ginger (Adrak)	500 gm	190.81	-13.31
Custard Powder RAFHAN 300 gm Packet	Each	101.15	0.05
Tea Lipton Yellow Label 190 gm Packet	Each	241.72	3.54
Cold Drink (PEPSI/COCA-COLA) 1.5 Liter Bottle	Each	108.49	1.93
Fruit Juice Small Packet 250 ml	Each	25.82	0.86
Mineral Water NESTLE 1.5 Liter	Each	59.40	0.00
JAM-E-SHIREEN Standard Size (800 ml)	1 Bottle	279.41	0.00
ALCOHOLIC BEVERAGES & TOBACCO			
Cigarettes Capstan 20'S Packet	Each	82.95	0.00
Cigarettes Gold Leaf 20'S Packet	Each	181.63	0.00
Pan Prepared (Sweet with Beetle Nuts)	Each	33.07	0.36
CLOTHING & FOOTWEAR			
Long Cloth 57" Gul Ahmed/Al Karam	1 Metre	375.44	0.11
Shirting (Average Quality)	1 Metre	265.73	0.67
Pant Cloth Wash & Wear (Average Quality)	1 Metre	542.46	0.20
Lawn Printed Gul Ahmed/Al Karam	1 Metre	396.05	0.08
Georgette (Average Quality)	1 Metre	189.98	0.82
Linen, Ladies (Average Quality)	1 Metre	204.23	0.28
Heavy Weight Suiting LAWRANCE PUR (Average Quality)	1 Metre	2456.25	0.65
Full Pant Boy Length 24"/26"	Each	654.10	0.59

Contd.

7.10 Intercity (Urban) Consumer Price
October, 2021
(Base Year 2015-16)

Value in Rupees

Description	Unit	Average	% Change
Shirt Boy Length 24"/26"	Each	530.83	0.69
School Uniform Boys (Pant & Shirt) 24"/26"	Suit	942.30	1.45
School Uniform Girls (Kameez & Shalwar) 24"/26"	Suit	876.77	1.32
Awami Suit Gents Wash & Wear (Average Quality)	Suit	1629.94	0.00
Women Shalwar Kameez (Average Quality)	Suit	1789.80	0.20
Pullover Gents Oxford/Bonanza	Each	4008.87	0.00
Pullover Ladies Oxford/Bonanza	Each	3674.43	0.00
Pullover Gents (Average Quality)	Each	1246.08	0.23
Tailoring Charges Shirt (Men)	Each	539.74	0.39
Tailoring Charges Pant (Men)	Each	894.14	0.00
Tailoring Charges Awami Suit (Male)	Suit	798.63	0.00
Tailoring Charges Simple Suit (Female)	Suit	661.23	0.00
Underwear Medium Size (Average Quality)	Each	194.52	0.56
Vest "Baniyan" for Men Average Quality	Each	186.14	0.80
Brassier (Average Quality)	Each	238.75	0.15
Socks Nylon Local (Average Quality)	Pair	112.37	0.00
Dopatta Geogette (Average Quality)	Each	377.41	0.17
Dopatta Cotton (Average Quality)	Each	340.79	0.14
Chaddar (Wash-n-Wear) (2x2.5 Meter)	Each	559.40	0.06
Washing Charges Pant and Shirt Both	Each	127.92	0.52
Dry Cleaning Charges Pant Coat Both	Suit	438.96	0.00
Washing Charges Shalwar Kameez	Suit	102.21	0.68
Gents Shoes Paul Bata	Pair	2199.00	0.00
Gents Sandal Bata	Pair	1199.00	0.00
Gents Sponge Chappal Bata	Pair	251.12	0.00
Ladies Sandal Bata	Pair	599.00	0.00
Ladies Sponge Chappal Bata	Pair	199.00	0.00
Children Shoes Power Lite Bata	Pair	1499.00	0.00
Gents Shoes Servis	Pair	1499.00	0.00
Cheetah 50 Size 3-5 Servis	Pair	1799.00	0.00
Shoe Repair Full Sole	Pair	158.28	0.00
Shoe Polish Charges	Pair	29.91	0.00
HOUSING, WATER, ELECT,GAS & OTH FUEL			
House Rent Combined	Quarterly	8869.89	1.45
Synthetic Enamel ICI Balti 3.64 Litre	Each	2961.29	0.38
Cement (Local) 50 kg Bag	Each	711.14	5.20
Bricks New 1st Class	1000 No.	9451.23	0.18
Cement Blocks (6"x8"x12")	100 No.	3440.11	0.27
Bajri	100 cu ft	4746.74	1.47
Sand (Black Pit)	100 cu ft	2868.47	1.65
Iron Bars (M.S. BAR) 1/2 " 40 Grade	I Ton	167740.77	-0.16
Painter Wage Rate	Per Day	1144.61	1.59
Mason Wage Rate	Per Day	1340.10	0.45
Unskilled Labor Wage Rate	Per Day	760.94	2.01
Plumber Wage Rate	Per Day	1193.18	0.47
Electrician Charges	Per Point	170.47	0.60
Water Charges Per House	Monthly	135.48	0.00
Charges for Refuse/Waste Collection	Monthly	231.64	0.00
Electricity Charges upto 50 Units	Per Unit	6.57	2.98
Electricity Charges 51-100 Units	Per Unit	11.84	6.00
Electricity Charges 101-300 Units	Per Unit	14.29	5.00
Electricity Charges 301-700 Units	Per Unit	15.78	4.43

Contd.

7.10 Intercity (Urban) Consumer Price
October, 2021
(Base Year 2015-16)

Value in Rupees

Description	Unit	Average	% Change
Electricity Charges Above 700 Units	Per Unit	23.67	6.91
Electricity Charges Combined	Per Unit	14.43	5.48
Gas Charges upto 3.3719 MMBTU	MMBTU	141.57	0.00
Gas Charges 3.3719 - 6.7438 MMBTU	MMBTU	162.09	0.00
Gas Charges 6.7438 - 10.1157 MMBTU	MMBTU	351.00	0.00
Gas Charges 10.1157 - 13.4876 MMBTU	MMBTU	555.10	0.00
Gas Charges Above 13.4876 MMBTU	MMBTU	1141.26	0.00
Gas Charges Combined	MMBTU	470.23	0.00
LPG 11.67 kg Cylinder	Each	2174.20	15.96
Firewood Whole	40 kg	637.50	1.12
FURNISHING HOUSE HOLD EQUIPMENTS			
Chair Sheesham Wood with Arm	Each	3240.69	0.58
Chair Plastic (Chairman) (Average Quality)	Each	1123.06	0.80
Central Table Set with Glass Top	Set	11116.14	0.94
Sofa Set Five Seater	Set	25176.26	0.47
Dining Table wit Glass Top and Six Chairs (Average Quality)	Set	35418.89	0.63
Cot Iron (Charpai)	Each	3106.91	0.11
Steel Almirah	Each	13567.88	0.20
Mattress Foam Single Bed Molty/Diamond (4" Thick)	Each	7502.88	0.29
Tube Light Philips 40 Watt	Each	210.62	0.00
Energy Saver Philips 14 Watt	Each	194.43	0.00
Plain Carpet	1 sq ft	49.37	0.43
Readymade Quilt (3 kg)	Each	1193.19	0.20
Blanket Single (SN)	Each	2825.52	0.63
Bed Sheet Single (Superior Quality)	Each	916.03	0.49
Bed Sheet Double with two Pillow Covers (Superior Quality)	Set	1642.09	0.40
Towel Medium Size (3' x 2')	Each	351.87	0.67
Ceiling Fan 56" Pak/Younas/Millat	Each	4760.40	0.23
Refrigerator Dawlance/Pel 10 Cubic feet Double Door	Each	40850.64	0.12
Split Air Conditioner Orient/LG/Dawlance 1.5 Ton	Each	66658.15	0.31
Air Cooler Super Asia ECM-4000/JC-1000	Each	16846.86	0.00
Washing Machine with Spinner (Super Asia or Similar Brand) (SN)	Each	19291.05	0.29
Sewing Machine (SN) Without Cover	Each	9210.16	3.71
Geyser Super Asia Large Size 30 Gallons (Gas)	Each	23763.20	1.18
Electric Iron Dry (National/West Point)	Each	2713.64	0.51
Frying Pan Non-stick Medium Size Sonex	Each	786.02	1.48
Water Set (OMROC) 6 Glasses + jug	Set	778.41	0.22
Tea Set Pakistani (China-Ware) Set of 21 Pieces	Set	3071.38	0.17
Dinner Set Plastic 72 Pieces Super Quality	Set	7388.18	0.81
Bucket (Balti) Plastic Medium Size	Each	451.50	0.18
Lota Plastic Medium Size (Average Quality)	Each	79.49	0.68
Water Pump Golden Monoblock/Donkey 0.5 H.P	Each	8840.75	1.01
Sufi Washing Soap 250 gm Cake	Each	59.50	3.95
Surf Excel 500 gm Polybag	Each	166.12	1.51
Express Washing Powder 1 KG Polybag	Each	225.80	0.53
Cleanser Powder Vim 900 gm Polybag	Each	89.01	0.00
Finis 400 ml Bottle	Each	233.27	0.39
Phenyl Tyfon/Finis 2.75 Litre Bottle	Each	202.97	0.00
Harpic 500 ml Bottle	Each	247.54	0.95
Boot Polish Cherry/KIWI 42 ml	Each	203.81	1.33
Robin Blue Liquid 75 ml Bottle	Each	87.85	0.16
Match Box	Each	3.26	0.62

Contd.

7.10 Intercity (Urban) Consumer Price
October, 2021
(Base Year 2015-16)

Value in Rupees

Description	Unit	Average	% Change
Household Servant Female Part Time	Per Month	2565.74	2.47
HEALTH			
Septran Tablets	10 No.	32.95	1.26
Panadol Tablets Plain	10 No.	16.91	4.58
Flagyl Tablets 400 mg	10 No.	22.34	0.09
Ventolin Tablets 2 mg	10 No.	14.12	0.28
Daonil Tablets 5 mg	10 No.	23.87	0.25
Entox Tablets	10 No.	18.18	0.78
CAC 1000 Tablets Sandoz Bottle	Each	180.06	0.00
Amoxil Capsule 250 mg	10 No.	47.66	0.00
Lederplex Syrup Bottle	Each	77.60	0.00
Phenergan Syrup 120 ml Bottle	Each	49.38	0.00
Calpol Syrup 100 ml Bottle	Each	68.55	0.04
Hydryllin Syrup 120 ml Bottle	Each	69.19	-0.32
Inderal Tablets 10 mg	10 No.	20.03	1.93
Betnovate-N Ointment 10 gm Tube	Each	39.01	0.49
Johar Joshanda Instant (Sachet) Packet	Each	11.47	0.00
Glaxose-D 400 gm Packet	Each	159.71	0.00
Dettol Medium Bottle	Each	205.39	0.00
Electronic BP Checking Apparatus	Each	3160.67	0.72
Glucometer	Each	2309.45	0.00
Doctor (MBBS) Clinic Fee	Per Patient	313.49	0.30
Gynecologist Fee Per Visit	Per Patient	600.89	0.51
Dental Surgeon Fee Per Visit	Per Patient	412.47	0.92
Dental Extraction Fee	Per Tooth	704.83	0.00
Urine Test (DR) Charges	Per Test	152.51	2.77
Blood Test (CP) Charges	Per Test	357.96	1.68
Sugar Test (Random/Fasting) Charges of Both	Per Test	196.80	0.82
ECG Charges	Per Test	309.28	0.32
X-RAY (Chest) Charges	Per X-ray	440.62	0.00
Ultrasound Abdominal	Per Test	692.83	0.21
Physiotherapist Fee Per Visit	Per Patient	499.34	0.38
Cost of Surgery (C-Section)	Per Case	26629.06	0.88
TRANSPORT			
Car Suzuki 800 cc Without AC	Each	903959.14	0.00
Car Suzuki 1000 cc	Each	1709881.90	0.00
Car Toyota 1300 cc Xli	Each	2585616.66	0.18
Car Honda Civic Turbo 1.5 VTEC	Each	4482542.04	-0.04
Motorcycle Honda CD 70	Each	90874.16	4.48
Motorcycle United/Unique 70 cc	Each	58777.93	6.04
Bicycle	Each	11136.30	0.42
Tire Motorcycle CD 70 (Back Wheel)	Each	1444.10	1.30
Tire Car Mehran Tubeless (General)	Each	4539.72	1.75
Petrol Super	Per Litre	132.55	9.73
Hi-Speed Diesel	Per Litre	128.26	9.12
CNG	1 kg/1 Ltr	136.87	6.56
Mobil Oil (Havoline 20w-50)	4 Litres	2536.31	3.86
Motorcycle Service Charges	Each	130.52	0.00
Car Service Charges	Each	424.28	1.62
Tire Car Puncture Charges	Each	102.65	3.00
Car Tax 800 cc to 1500 cc	Per Year	1992.56	0.00
Train Fare Economy per Person	Per km	1.08	0.00

Contd.

7.10 Intercity (Urban) Consumer Price
October, 2021
(Base Year 2015-16)

Value in Rupees

Description	Unit	Average	% Change
Train Fare AC Sleeper per Person	Per km	4.71	0.00
Train Fare AC Lower per Person	Per km	2.63	0.00
Train Fare Business Class per Person	Per km	3.04	0.00
Auto Rickshaw Fare	Minimum	70.51	0.00
Taxi Four Seater Fare	Minimum	116.59	0.00
Bus Fare Minimum Within City	Per Ticket	14.97	0.74
Bus Fare Maximum Within City	Per Ticket	27.13	0.71
Bus Fare Outside City (non AC)	Per km	1.22	0.00
Bus Fare Outside City (AC)	Per km	2.20	0.46
Mini Bus Fare Minimum Within City	Per Ticket	13.94	0.00
Mini Bus Fare Maximum Within City	Per Ticket	27.84	0.00
Suzuki Fare Minimum Within City	Per Ticket	16.31	1.75
Suzuki Fare Maximum Within City	Per Ticket	25.00	1.79
Air Fare Economy Class Per Kilometer (National Average)	Per Person	19.87	14.99
COMMUNICATION			
Courier Charges Minimum Within Zone Outside City (TCS)	Per Envelope	212.36	0.00
Mobile Set with Rear Camera and Without Touch Screen	Each	3504.82	1.29
Telephone Call Charges	Per Minute	1.79	0.00
Internet Charges (DSL) 1 MB (Unlimited)	Per Month	2184.35	0.00
Mobile Call Charges	Per Unit	2.99	0.00
RECREATION AND CULTURE			
LED Sony/Samsung 32" Colored	Each	35828.57	0.36
Personal Computer with LED Monitor (17") DELL/HP/ACER CORE i5	Each	60430.18	0.61
Laptop DELL/HP/ACER Core i5, Display (14'-15')	Each	63157.48	1.38
Recreational Park Charges (Minimum Playland Ticket)	Per Person	25.32	1.77
Cable Charges	Per Month	323.59	0.29
English Book Class VI	Each	84.19	1.23
English Book Class IX and X	Each	124.58	0.89
English Book Class XI Complete Set	Each	105.85	1.42
English Book BA/B.SC	Each	195.00	0.00
Urdu Book Class V (Text Book Board)	Each	79.60	0.15
Urdu Book Class IX and X (Text Book Board)	Each	122.23	1.23
Urdu Book Class XI/Inter	Each	72.11	1.85
Urdu Book BA/B.SC	Each	156.88	0.20
Mathematics Book Class V (Text Book Board)	Each	111.27	0.00
Mathematics Book Class IX and X (Text Book Board)	Each	221.69	1.55
Mathematics Book Class XI (Text Book Board)	Each	170.83	0.41
Newspaper Daily Dawn	Each	25.00	0.00
Newspaper Daily Jang	Each	20.00	0.00
Akhbar-e-Jehan Weekly	Each	70.00	0.00
MAG THE WEEKLY (Magazine)	Each	50.00	0.00
Exercise Book (with Lines) 80 to 100 Pages	Each	63.92	1.52
Lead Pencil Goldfish	Each	10.27	1.18
Pen Ink Dollar 57 ml Bottle	Each	31.58	2.17
Photostat Paper 70 gm	Packet	594.94	4.87
Ballpoint Pen Local	Each	9.96	0.00
EDUCATION			
Private School Fee English Medium Average Standard (Class I)	Per Month	1722.80	0.34
Private School Fee English Medium Average Standard (Class V)	Per Month	1926.32	0.13
Private School Fee English Medium Average Standard (Class VI)	Per Month	2147.09	0.10
Private School Fee English Medium Average Standard (Class X)	Per Month	2493.07	0.10
Government College Fee First Year	Per Month	52.15	0.50

Contd.

7.10 Intercity (Urban) Consumer Price
October, 2021
(Base Year 2015-16)

Value in Rupees

Description	Unit	Average	% Change
Private College Fee First Year	Per Month	4148.50	0.12
Coaching Fee for Class IX/X Science Group	Per Subject	1131.24	0.00
Coaching Fee for Class XI/XII Science Group	Per Subject	1608.63	0.00
Coaching Fee for Class XI/XII Commerce Group	Per Subject	1401.00	0.00
Government University Fee M.S.c / M.A.	Per Month	683.11	0.00
Tuition Fee Private University M.Sc./M.A	Per Month	5121.93	0.00
Government Medical College/University Tuition Fee for MBBS (1st year)	Per Month	1841.12	0.00
Private Medical College/University Tuition Fee for MBBS (1st year)	Per Month	74265.12	12.46
Government Engineering University Tuition Fee for BE (1st year)	Per Month	2603.51	1.70
Private Engineering University Tuition Fee for BE (1st year)	Per Month	13918.92	0.00
Vocational Training Basic Computer Short Course Fee (3 Months)	Per Course	2755.51	0.19
RESTAURANTS AND HOTELS			
Bread Tandoori Standard Size	Each	11.00	0.64
Cooked Chicken at Average Hotel	Per Plate	156.07	1.26
Cooked Beef at Average Hotel	Per Plate	153.69	1.09
Cooked Daal at Average Hotel	Per Plate	85.66	1.66
Chicken Biryani Full/Double	Per Plate	177.94	0.28
Tea Prepared Ordinary	Per Cup	30.30	1.34
Pizza Chicken Medium Size (Average Quality)	Each	518.40	0.33
Burger with Shami Kabab (Average Quality)	Each	74.99	0.00
Chicken Roast (Full) (Average Quality)	Each	695.09	1.21
Seekh Kabab (Beef) (Average Quality)	1 Dozen	498.01	0.08
Marriage Hall Charges with Furniture	Per Head	154.71	0.10
Marriage Hall Service Charges with Food (Average Meal)	Per Head	601.69	0.26
Government Hostel Accommodation Fee for Intermediate College per Student	Per Month	262.88	0.00
Private Hostel Accommodation Fee for Intermediate College per Student	Per Month	3787.04	0.83
Misc. goods and services			
Hair Cut Charges for Men	Per Cut	115.30	0.35
Hair Style Charges (at Average Beauty Parlor)	Per Style	346.50	0.55
Shaving Charges	Per Shave	68.01	0.46
Electric Hair Straightener (PHILIPS)	Each	2901.66	0.28
Toilet Soap LUX 75 gm	Each	47.87	0.34
Toilet Soap LIFEBUOY 115 gm	Each	51.21	3.54
Tooth Paste COLGATE 75 gm	Each	100.88	0.92
Tooth Brush (SHIELD)	Each	57.48	0.35
Hair Color (KALA KOLA)	Tube	158.60	0.34
Hair Removing Cream (EU-Cream) 30ml Tube	Each	85.59	0.66
Shaving Cream (TOUCHME large/ADMIRAL)	Tube	84.16	0.00
Blade Treet Ordinary (10 no. Packet)	Each	48.89	1.16
Disposable Razor Gillette Blue II	Each	61.05	0.54
Shampoo Sun silk/Pantene 90 ml Bottle	Each	120.96	1.40
Lipstick Swiss Miss/Medora (Medium)	Each	153.67	0.30
Nail Polish Swiss Miss/Medora (Medium)	Each	120.05	0.00
Perfume Medium Size Broche/Medora	Each	270.10	0.38
Face Cream Ponds Medium Size (Cold)	Each	156.43	0.00
Talcum Powder Viceroy/Black Cat Large Size	Each	206.59	0.82
Hair Oil (Kala Kola hair tonic)	200 ml	241.93	2.02
Tissue Paper Perfumed Box 100 napkins	Each	151.26	0.66
Pampers (Medium Size)	Small Packet	422.36	0.00
Gold Tezabi 24 Carett	10 gm	97991.53	2.49
Silver Tezabi 24 Carett	10 gm	1263.84	-0.54
Wall Clock Quartz (Average Quality)	Each	723.35	0.03
Artificial Jewelry (Locket Set) (Average Quality)	Each	802.94	0.06
Suitcase Ragzine (24"x16"x6") (Average Quality)	Each	1683.91	0.15
Trunk Medium Size (Average Quality)	Each	2065.24	0.60
Purse Ladies Medium Size (Average Quality)	Each	984.63	0.00

7.10 Intercity (Rural) Consumer Price
October, 2021
(Base Year 2015-16)

Value in Rupees

Description	Unit	Average	% Change
FOOD & NON-ALCOHOLIC BEVERAGES			
Wheat	10 kg	578.68	5.74
Wheat Flour (Average Quality)	1 kg	67.36	4.27
Wheat Flour Bag	20 kg	1301.24	5.28
Suji	1 kg	82.23	1.96
Vermicelli (Packet)	1 kg	115.87	0.25
Besan	1 kg	153.05	0.68
Rice Basmati 385/386	1 kg	125.48	0.77
Rice Basmati Broken (Average Quality)	1 kg	93.36	0.98
Bread plain (Medium Size)	Each	62.59	2.32
Rusk (Papay) (Average Quality)	1 kg	228.76	0.24
Biscuit Bakery (Loose, Average Quality)	250 gm	93.26	1.61
Samosa (Vegetable, Average Quality)	Each	14.02	0.57
Nimko (Loose, Average Quality)	250 gm	76.68	1.97
Beef with Bone (Average Quality)	1 kg	510.45	0.70
Mutton (Average Quality)	1 kg	1049.24	0.00
Chicken Farm Broiler (Live)	1 kg	262.84	14.29
Fish Fresh	1 kg	320.91	4.09
Milk fresh (Un-boiled)	1 Litre	107.64	1.95
Curd	1 kg	125.51	1.70
Powdered Milk NIDO 390 gm Polybag	Each	495.27	0.00
Eggs Farm	Dozen	175.15	0.42
Mustard Oil (Average Quality)	1 kg	327.56	9.51
Vegetable Ghee DALDA/HABIB 2.5 kg Tin	Each	875.98	2.29
Vegetable Ghee DALDA/HABIB or Other superior Quality 1 kg Pouch	Each	341.66	2.94
Desi Ghee	1 kg	1393.46	1.50
Cooking Oil (Pouch)	1 Litre	337.33	2.82
Almonds (Badam) Kaghazi with Shell (Average Quality)	1 kg	920.83	2.11
Groundnuts (Moong Phali) with shell	1 kg	284.13	0.77
Kinnu (Average Quality)	1 Dozen	0.00	
Apple (Average Quality)	1 kg	129.43	2.79
Grapes (Angoor) (Average Quality)	1 kg	209.14	13.60
Bananas (Kela) Local	1 Dozen	60.58	-14.36
Mango Kalmi (Average Quality)	1 kg	0.00	
Guava (Amrood) (Average Quality)	1 kg	92.45	18.34
Watermelon (Turbooz)	1 kg	0.00	
Muskmelon (Kharbuza)	1 kg	0.00	
Pulse Masoor (Washed)	1 kg	178.29	0.32
Pulse Moong (Washed)	1 kg	179.41	-2.02
Pulse Mash (Washed)	1 kg	245.06	1.44
Pulse Gram	1 kg	155.30	-0.35
Gram Whole Black (Average Quality)	1 kg	146.75	1.26
Gram Whole Yellow (Average Quality)	1 kg	175.55	2.14
Beans Red/White (Lobia)	1 kg	222.30	0.83
Potatoes	1 kg	51.92	10.63
Chips (Loose)	250 gm	85.42	0.80
Onions	1 kg	50.67	-12.73
Tomatoes	1 kg	59.46	-7.24
Turnip (Shalgham)	1 kg	68.45	
Radish (Mooli)	1 kg	53.00	-12.51
Cauliflower (Phool Gobhi)	1 kg	64.97	

Contd.

7.10 Intercity (Rural) Consumer Price
October, 2021
(Base Year 2015-16)

Value in Rupees

Description	Unit	Average	% Change
Bottlegourd (Loki)	1 kg	60.22	27.94
Lady Finger (Bhindi)	1 kg	88.49	19.08
Peas (Matar)	1 kg	0.00	
Spinach (Paalak)	1 kg	35.87	7.17
Tinda	1 kg	80.44	2.63
Turai	1 kg	72.25	26.44
Karela	1 kg	91.45	6.21
Chilies (Green)	250 gm	32.43	37.18
Carrot (Gajar)	1 kg	0.00	
Cucumber (Kheera)	1 kg	65.96	-8.18
Lemon	250 gm	37.86	17.00
Garlic (Lehsun)	1 kg	267.39	4.46
Brinjal	1 kg	56.91	23.56
Arvi	1 kg	61.70	11.76
Sugar Refined	1 kg	106.83	-1.62
Gur (Average Quality)	1 kg	134.58	2.63
Honey MARHABA Bottle 500 gm	Each	477.49	4.21
Sweetmeat (Mixed Mithai)	1 kg	388.12	1.75
Ice Cream Walls Cup (Large Size)	Each	59.33	0.00
Ginger (Adrak)	500 gm	200.61	-10.71
Custard Powder RAFHAN 300 gm Packet	Each	101.87	0.00
Coriander Seed Powder Loose	1 kg	305.56	-1.22
Salt Powder Loose	1 kg	15.31	0.00
Chilies Powder Loose	1 kg	546.92	-6.26
Turmeric Powder Loose	250 gm	76.51	-0.01
Tea Lipton Yellow Label 190 gm Packet	Each	239.37	3.14
Cold Drink (PEPSI/COCA-COLA) 1.5 Liter Bottle	Each	109.33	2.32
Fruit Juice Small Packet 250 ml	Each	28.20	1.33
JAM-E-SHIREEN Standard Size (800 ml)	1 Bottle	280.46	0.00
ALCOHOLIC BEVERAGES & TOBACCO			
Cigarettes Capstan 20'S Packet	Each	85.00	0.00
Cigarettes Gold Leaf 20'S Packet	Each	185.49	0.39
Tobacco Hukka Twisted	1 kg	239.91	2.28
Chewing Tobacco (Niswar)	250 gm	64.24	1.26
Pan Prepared (Sweet with Beetle Nuts)	Each	29.24	0.55
CLOTHING & FOOTWEAR			
Shirting (Average Quality)	1 Metre	221.23	0.28
Georgette (Average Quality)	1 Metre	159.92	0.73
Linen, Ladies (Average Quality)	1 Metre	172.61	1.02
Long Cloth	1 Metre	248.45	0.14
Lawn Printed (Average Quality)	1 Metre	203.43	0.00
Full Pant Boy Length 24"/26"	Each	507.41	0.57
Shirt Boy Length 24"/26"	Each	441.51	2.03
School Uniform Boys (Pant & Shirt) 24"/26"	Suit	809.09	1.78
School Uniform Girls (Kameez & Shalwar) 24"/26"	Suit	777.67	0.76
Pullover Gents (Average Quality)	Each	932.89	0.00
Pullover Ladies (Average Quality)	Each	887.55	0.00
Tailoring Charges Awami Suit (Male)	Suit	666.63	0.00
Tailoring Charges Simple Suit (Female)	Suit	535.97	0.52
Underwear Medium Size (Average Quality)	Each	135.07	1.23
Vest "Baniyan" for Men Average Quality	Each	149.96	1.50
Brassier (Average Quality)	Each	183.84	1.83

Contd.

7.10 Intercity (Rural) Consumer Price
October, 2021
(Base Year 2015-16)

Value in Rupees

Description	Unit	Average	% Change
Socks Nylon Local (Average Quality)	Pair	92.88	0.55
Lungi/Dhoti Cotton (Average Quality)	Each	328.54	1.11
Dopatta Geogette (Average Quality)	Each	277.22	1.44
Dopatta Cotton (Average Quality)	Each	269.16	0.49
Chaddar (Wash-n-Wear) (2x2.5 Meter)	Each	560.49	0.17
Washing Charges Shalwar Kameez	Suit	90.00	4.44
Foottware Gents Local (Average Quality)	Pair	688.75	0.26
Foottware Ladies Local (Average Quality)	Pair	465.63	0.62
Foottware Children Local (Average Quality)	Pair	335.87	0.99
Shoe Repair Full Sole	Pair	131.79	0.00
Shoe Polish Charges	Pair	28.84	0.35
HOUSING, WATER, ELECT,GAS & OTH FUEL			
House Rent Combined	Quarterly	4103.80	1.07
Cement (Local) 50 kg Bag	Each	704.38	3.94
Bricks New 1st Class	1000 No.	9466.45	1.38
Bajri	100 cu ft	4266.96	0.93
Sand (Black Pit)	100 cu ft	2615.21	1.43
Painter Wage Rate	Per Day	1079.75	0.68
Mason Wage Rate	Per Day	1286.76	1.18
Unskilled Labor Wage Rate	Per Day	721.09	1.25
Plumber Wage Rate	Per Day	1145.71	0.99
Electrician Charges	Per Point	163.48	0.73
Carpenter Wage Rate	Per Day	1158.89	1.55
Water Charges Per House	Monthly	256.52	0.00
Charges for Refuse/Waste Collection	Monthly	207.40	0.00
Electricity Charges upto 50 Units	Per Unit	6.57	2.98
Electricity Charges 51-100 Units	Per Unit	11.84	6.00
Electricity Charges 101-300 Units	Per Unit	14.29	5.00
Electricity Charges 301-1000 Units	Per Unit	15.78	4.43
Electricity Charges Above 1000 Units	Per Unit	23.67	6.91
Electricity Charges Combined	Per Unit	14.43	5.48
LPG 11.67 kg Cylinder	Each	2162.96	12.15
Kerosene Oil	1 Litre	141.79	5.88
Firewood Whole	40 kg	552.86	0.56
Coal	1 kg	63.02	1.71
FURNISHING HOUSE HOLD EQUIPMENTS			
Cot Iron (Charpai)	Each	2976.72	1.23
Tube Light Philips 40 Watt	Each	225.11	0.36
Energy Saver Philips 14 Watt	Each	201.28	0.00
Readymade Quilt (3 kg)	Each	1060.88	3.10
Blanket Single (SN)	Each	2370.62	0.28
Towel Medium Size (2' x 3')	Each	283.90	0.62
Ceiling Fan 56" Pak/Younas/Millat	Each	4624.16	0.80
Refrigerator Dawlance/Pel 10 Cubic feet Double Door	Each	40710.27	0.29
Washing Machine with Spinner (Super Asia or Similar Brand) (SN)	Each	19447.03	0.35
Sewing Machine (SN) Without Cover	Each	8203.67	0.29
Water Set (OMROC) 6 Glass	Set	668.16	0.49
Tea Set Pakistani (China-Ware) Set of 21 Pieces	Set	2779.97	0.23
Dinner Set Plastic 72 Pieces Super Quality	Set	6419.93	1.34
Bucket (Balti) Plastic Medium Size	Each	399.65	0.23
Lota Plastic Medium Size (Average Quality)	Each	71.53	0.77
Aluminium Cooking Pan (Degchi)	Each	605.17	0.41

Contd.

7.10 Intercity (Rural) Consumer Price
October, 2021
(Base Year 2015-16)

Value in Rupees

Description	Unit	Average	% Change
Plates Steel Medium Size (Average Quality)	Each	78.62	0.55
Water Cooler 9/10 Litre Plastic Super Quality	1 No.	742.33	0.16
Water Pump Golden Monoblock/Donkey 0.5 H.P	Each	8576.70	0.32
Express Washing Powder 1 KG Polybag	Each	225.58	0.85
Cleanser Powder Vim 900 gm Polybag	Each	86.76	0.00
Finis 400 ml Bottle	Each	229.29	0.00
Boot Polish Cherry/KIWI 42 ml	Each	205.69	1.17
Robin Blue Liquid 75 ml Bottle	Each	86.97	0.00
Match Box	Each	3.05	0.66
Washing Soap 250 gm Cake (Specify Name)	Each	47.12	2.26
HEALTH			
Panadol Tablets Plain	10 No.	17.21	1.59
Daonil Tablets 5 mg	10 No.	23.93	0.42
CAC 1000 Tablets Sandoz Bottle	Each	180.00	0.00
Amoxil Capsule 250 mg	10 No.	49.32	1.15
Hydryllin Syrup 120 ml Bottle	Each	69.31	0.00
Inderal Tablets 10 mg	10 No.	20.13	1.26
Johar Joshanda Instant (Sachet) Packet	Each	11.97	0.00
Dettol Medium Bottle	Each	174.50	0.00
Doctor (MBBS) Clinic Fee	Per Patient	257.89	0.79
Dental Surgeon Fee Per Visit	Per Patient	375.54	1.74
Blood Test (CP) Charges	Per Test	306.73	0.00
X-RAY (Chest) Charges	Per X-ray	400.37	0.59
Physiotherapist Fee Per Visit	Per Patient	378.35	2.11
Cost of Surgery (C-Section)	Per Case	21759.61	0.00
TRANSPORT			
Car Suzuki 800 cc Without AC	Each	874601.29	0.00
Motorcycle Honda CD 70	Each	90912.49	4.50
Bicycle	Each	10480.53	0.66
Tire Motorcycle CD 70 (Back Wheel)	Each	1461.62	1.47
Tire Car Mehran Tubeless (General)	Each	4612.57	1.34
Tire Cycle	Each	482.53	0.26
Petrol Super	Per Litre	132.55	9.73
Hi-Speed Diesel	Per Litre	128.26	9.12
CNG	1 kg/1 Ltr	143.66	5.58
Mobil Oil (Havoline 20w-50)	4 Litres	2476.04	0.69
Motorcycle Service Charges	Each	136.78	1.24
Car Tax 800 cc to 1500 cc	Per Year	1706.71	0.00
Train Fare Economy per Person	Per km	1.09	0.00
Bus Fare Outside City (non AC)	Per km	1.25	0.00
Chingchi Rickshaw Charges, Minimum	Per Person	29.38	0.00
Air Fare Economy Class Per Kilometer	Per Person	19.87	14.99
COMMUNICATION			
Postal Registration Charges	Per Envelope	50.00	0.00
Mobile Set with Rear Camera and Without Touch Screen	Each	3653.63	0.92
Telephone Call Charges	Per Minute	1.79	0.00
Internet Charges (DSL) 1 MB (Unlimited)	Per Month	2184.35	0.00
Mobile Call Charges	Per Unit	2.99	0.00
RECREATION AND CULTURE			
LED Sony/Samsung 32" Colored	Each	33725.85	0.40
Personal Computer with LED Monitor (17") DELL/HP/ACER CORE i5	Each	48032.43	0.00
Pets Feed	10 kg	610.41	4.25

Contd.

7.10 Intercity (Rural) Consumer Price
October, 2021
(Base Year 2015-16)

Value in Rupees

Description	Unit	Average	% Change
Cable Charges	Per Month	293.14	0.89
English Books Class VI	Each	83.73	1.60
English Books Class IX and X	Each	112.83	1.17
English Books Class XI Complete Set	Each	110.69	1.77
Urdu Books Class V (Text Book Board)	Each	80.60	0.20
Urdu Books Class IX and X (Text Book Board)	Each	108.76	1.59
Newspaper Daily Jang	Each	20.54	0.00
Exercise Book (with Lines) 80 to 100 Pages	Each	70.94	0.00
Lead Pencil Goldfish	Each	9.91	0.00
Ballpoint Pen Local	Each	9.94	0.00
EDUCATION			
Private School Fee English Medium Average Standard (Class I)	Per Month	738.95	0.00
Private School Fee English Medium Average Standard (Class V)	Per Month	843.19	0.00
Private School Fee English Medium Average Standard (Class VI)	Per Month	995.48	0.00
Coaching Fee for Class IX/X Science Group	Per Subject	862.55	0.00
Vocational Training Basic Computer Short Course Fee (3 Months)	Per Course	2565.74	0.49
RESTAURANTS AND HOTELS			
Bread Tandoori Standard Size	Each	11.81	1.20
Cooked Chicken at Average Hotel	Per Plate	155.32	1.50
Cooked Beef at Average Hotel	Per Plate	149.34	1.23
Cooked Daal at Average Hotel	Per Plate	81.29	0.71
Chicken Biryani Full/Double	Per Plate	159.66	1.22
Tea Prepared Ordinary	Per Cup	28.56	3.82
Pizza Chicken Medium Size (Average Quality)	Each	469.85	0.44
Burger with Shami Kabab (Average Quality)	Each	65.85	0.00
Chicken Roast (Full) (Average Quality)	Each	713.12	1.09
Seekh Kabab (Beef) (Average Quality)	1 Dozen	437.19	1.07
Marriage Hall Charges with Furniture	Per Head	133.81	3.10
Marriage Hall Service Charges with Food (Average Meal)	Per Head	473.16	0.93
Government Hostel Accommodation Fee for Intermediate College per Student	Per Month	263.90	0.00
Private Hostel Accommodation Fee for Intermediate College per Student	Per Month	2105.49	0.00
Misc. goods and services			
Hair Cut Charges for Men	Per Cut	89.72	3.84
Shaving Charges	Per Shave	59.70	5.07
Toilet Soap LUX 75 gm	Each	49.29	0.00
Tooth Paste COLGATE 75 gm	Each	102.24	0.38
Tooth Brush (SHIELD)	Each	59.55	1.05
Hair Color (KALA KOLA)	Tube	169.71	0.47
Hair Removing Cream (EU-Cream) 30ml Tube	Each	90.90	0.90
Shaving Cream (TOUCHME Large/ADMIRAL)	Tube	82.48	0.68
Blade Treet Ordinary (10 no. Packet)	Each	48.77	0.27
Disposable Razor Gillette Blue II	Each	62.38	0.29
Shampoo Sun Silk/Pantene 90 ml Bottle	Each	119.95	1.50
Talcum Powder Viceroy/Black Cat	Each	199.13	1.47
Gold Tezabi 24 Carett	10 gm	98217.31	3.05
Artificial Jewelry (Locket Set) (Average Quality)	Each	633.93	0.00
Suitcase Ragzine (24"x16"x6") (Average Quality)	Each	1383.08	0.64
Trunk Medium Size (Average Quality)	Each	1795.69	0.25
Purse Ladies Medium Size (Average Quality)	Each	671.36	0.49

8. PUBLIC FINANCE

8.1 Customs Revenue Receipts

(Million Rupees)

S. No.	Description	Annual				
		2016-17	2017-18	2018-19	2019-20	2020-21
1	Meat, fish and their preparations	762.62	896.4	1015.30	937.33	849.73
2	Milk, butter, cheese and honey	8016.49	9047.95	7850.24	7651.76	7854.16
3	Fruits, nuts and vegetables	7889.02	8148.07	4793.83	5321.25	7678.39
4	Coffee, nuts and vegetables	7350.95	8353.24	12042.89	14754.84	16896.35
5	Oil-seeds and miscellaneous fruits	4961.77	7171.06	8902.09	8236.01	13071.49
6	Vegetable plaiting materials	1002.42	2504.82	2209.00	3355.99	3852.01
7	Animal and vegetable fats and oil	24944.14	28204.82	31652.02	29420.46	34434.70
8	Sugar and confectionery	922.40	981.11	973.19	856.14	946.97
9	Edible, preparation of cereal & vegetables	8131.78	11591.22	13635.64	14507.30	17001.38
10	Beverages, spirits and vinegars	345.93	500.63	505.04	381.22	447.12
11	Residues on waste from the food industries prepared animal fadder	3098.34	1462.14	1385.86	2018.99	2318.56
12	Tobacco	181.10	357.06	817.22	1027.01	698.20
13	Mineral, fuel, oils and products thereof	60920.70	70649.82	79366.80	83224.67	94279.90
14	Chemicals and chemical products	12135.39	15208.16	19974.58	17520.75	15923.10
15	Pharmaceutical products	3734.25	4340.8	5665.07	6285.13	6066.75
16	Dyes, colours, paints and varnishes	5407.91	6442.8	9021.13	9024.42	9930.99
17	Perfumery, soap and toilet preparations	8878.55	13107.35	14061.70	13846.48	16419.53
18	Albuminodal substances modified stareehes gulesenzymes	850.27	1204.9	1351.93	1304.45	1437.01
19	Matches and other explosives	32.99	46.15	28.05	113.39	46.13
20	Photographic and cinematographic goods	2484.43	3244.48	4411.46	3650.77	3604.70
21	Plastic & articles thereof	17041.90	21793	25454.76	23937.07	26836.87
22	Rubber and articles thereof	7999.88	11723.27	8352.41	6626.56	16009.15
23	Leather articles and footwear	4484.34	6691.32	7676.44	6060.52	5371.03
24	Wood & articles of wood wood charcoal	1662.87	1760.58	2305.72	1571.98	1267.80
25	Wood, paper and stationery	10291.25	12782.73	16755.61	15574.32	15222.90
26	Silk yarn and fabrics	333.92	203.92	195.31	96.79	89.99
27	Fabrics of wool, flax ramle metal vegetable	1650.64	1924.27	3066.99	2939.38	3101.41
28	Cotton, Textile fabrics, Paper Yarn	2076.10	1770.52	1672.51	1163.82	1139.39
29	Yarn and fabrics of man-made fiber	14154.79	13742.12	15253.34	9868.60	14918.54
30	Carpets & other floor covering	442.05	483.96	432.69	288.94	459.14
31	Special Woven Fabrics and Variety (58)	680.96	871.6	1735.72	1045.90	1735.69
32	Textile articles including knitted & crocheted goods	7337.85	8547.54	10078.89	7702.71	11820.65
33	Other madeup textile articles, set worm clothing & textile articles rugs	2701.36	2644.49	3080.08	5241.24	5772.41
34	Glass and earthen-ware	9493.64	15456.73	15682.79	10047.06	12688.90
35	Precious metal, stones, pearls & imitation jewellery	249.66	544.16	761.38	376.47	587.75
36	Iron and steel manufactures	44840.32	53266.14	60385.06	57166.07	68178.64
37	Metals other than gold,silver,iron & steel	5437.41	6326.9	7587.71	6454.98	5954.89
38	Cutlery, tools articles of base metals	2565.87	3398.55	4277.17	3814.37	4443.11
39	Machinery and mechanical appliances	35628.20	38984.79	42483.71	32930.41	41792.87
40	Electric machinery and equipment	26093.07	30930.53	42240.11	59872.52	59705.81
41	Railway and tramway plant and rolling stock	910.62	459.74	389.35	124.10	177.78
42	Motor and other vehicles	78312.99	97094.33	81458.90	56851.98	110859.70
43	Ships, boats and aircraft's	3315.75	4343.18	3296.84	1164.75	695.97
44	Clocks and watches and parts thereof	170.98	248.08	349.43	352.12	605.94
45	Arms and ammunitions	177.64	140.34	200.96	126.66	585.40
46	Toys, games and sports goods	1415.31	2733.46	2531.07	2357.07	2803.05
47	Sub-total (1 to 46)	441520.82	532329.23	577367.99	537194.75	666581.95
48	All other articles	65628.41	88792.96	123709.15	99204.25	103624.47
49	Gross Collection (47 to 48)	507149.23	621122.19	701077.14	636399.00	770206.42
50	Refund & Rebates	11095.46	14751.26	16570.28	12295.39	22930.70
51	Net collection (54-55)	496053.77	606370.91	684506.86	624103.61	747275.72
52	Total imports duty	454814.09	538019	605677.41	538076.30	654672.92
53	Ware House Charges	551.69	853.22	1063.99	699.17	834.95
54	Miscellaneous	7995.51	11677.59	14620.91	15948.20	16749.79
55	Export duties	639.20	858.88	815.91	1145.08	1452.22
56	25% Export Development Charges	5340.73	6129.02	7692.10	8402.48	9548.71
57	Regulatory Duty	37771.99	63584.41	71207.57	72127.74	86947.83

8.1 Customs Revenue Receipts

(Million Rupees)

S. No.	Description	Monthly			
		Oct., 2020	Nov., 2020	Dec., 2020	Jan., 2021
1	Meat, fish and other preparations	93.20	155.38	136.96	115.12
2	Milk, Butter, Cheese and Honey	538.96	548.44	907.33	881.97
3	Fruits, nuts and vegetables	1639.05	1220.25	889.24	541.28
4	Coffee, nuts and vegetables	1335.65	1326.33	1600.80	1682.95
5	Oil-seeds & miscellaneous fruits	352.15	802.14	1067.44	962.05
6	Vegetable plaiting Materials	348.57	363.06	344.83	309.54
7	Animal and vegetable fats and oil	1284.01	2978.50	3183.59	3297.34
8	Sugar and confectionery	78.22	72.09	75.95	62.82
9	Edible, preparation of cereals and vegetables	1371.87	1213.96	1796.65	1591.27
10	Beverages, spirits and vinegars	42.05	14.86	29.40	64.01
11	Residues an Waste from the food industries, Prepared animal fodder	225.16	163.95	226.64	204.57
12	Tobacco	56.03	56.83	40.42	151.88
13	Residues on waste from the food industries prepared animal fadder	6965.53	7275.06	7360.87	6799.73
14	Chemicals and chemicals products	1224.00	1111.57	1450.77	1348.40
15	Pharmaceutical products	510.24	387.09	512.32	313.93
16	Dyes, colours, paints and varnishes	737.80	773.63	1038.88	925.04
17	Perfumery, soap and toilet preparations	1312.69	1344.31	1388.35	1323.97
18	Albuminoidal substances modified stareches, glues,enzymes	117.15	101.85	138.30	117.42
19	Matches and other explosives	1.00	0.49	0.04	0.07
20	Photographic and cinematographic goods	249.08	299.01	395.53	300.45
21	Plastic and articles thereof	2085.94	2140.87	2521.59	2457.79
22	Rubber and articles thereof	1534.71	1646.00	1570.38	1301.43
23	Leather articles and footwear	614.91	604.24	637.73	534.23
24	Wood & articles of wood; wood charcoal	108.16	80.52	136.25	149.23
25	Wood, paper and stationery	1115.70	1306.10	1624.16	1407.12
26	Silk yarn and fabrics	13.46	2.76	8.37	15.84
27	Fabrics of Wool, flax, ramle metal, vegetable	325.90	289.21	297.39	282.34
28	Cotton, textile, fibre & other paper & veg yarn	87.10	163.17	91.48	123.31
29	Yarn and fabrics of man-made fiber	1268.36	1456.00	1563.74	1383.68
30	Carpets & other floor covering	43.55	41.55	47.23	52.63
31	Special Woven Fabrics and Variety	210.01	223.84	222.48	164.27
32	Textile articles including knitted & crocheted goods	1255.70	1662.01	1657.57	1219.06
33	Other made up textile articles;set;worn colothing & textile articles;rugs	514.17	537.34	577.82	482.03
34	Glasses and earthen/ware	1067.44	990.80	1277.98	1096.51
35	Precious metals,stones,pearls & imitation jewellery	37.08	41.94	44.44	54.63
36	Iron & steel manufactures thereof	5837.33	5545.24	5216.60	6300.59
37	Metals other than gold, silver, iron & steel	319.19	379.19	573.15	734.48
38	Cutlery, tools articles of base metals	393.93	378.99	477.98	390.52
39	Machinery and mechanical appliances	2851.76	2877.77	3656.88	3844.44
40	Electric machinery and equipment	4039.69	4619.50	5678.06	5392.07
41	Railway and tramway plant and rolling stock	4.27	7.32	9.20	25.04
42	Motor and other vehicles	6035.03	7662.95	9268.62	9637.84
43	Ships, boats and Air crafts	13.21	8.32	5.75	245.69
44	Clocks, watches and parts thereof	52.76	37.73	60.75	37.42
45	Arms and ammunitions	57.15	24.74	15.50	55.66
46	Toys, games and sports goods	181.93	290.77	296.31	221.33
47	Sub total (1 to 46)	48550.85	53227.67	60121.72	58602.99
48	All other articles	4994.32	5751.52	11971.18	6269.42
49	Total Import Duty	44952.97	49860.37	61935.74	55998.77
50	Warehouse Charges	40.41	54.37	65.70	139.77
51	Regularty Duty	7113.51	7021.60	7946.49	6286.82
52	Miscellienous	550.94	1154.20	1089.15	1601.73
53	0.25 % Export Development Charges	755.81	754.98	904.17	717.21
54	Export Duties	131.51	133.68	151.64	128.11
55	Gross	53545.15	58979.20	72092.89	64872.41
56	Refund	174.18	84.58	201.95	96.12
57	Rebate	444.20	1375.46	327.89	169.86
58	Refund & Rebate	618.38	1460.04	529.84	265.98
59	Net	52926.77	57519.16	71563.05	64606.43

Contd.

8.1 Customs Revenue Receipts

(Million Rupees)

S. No.	Description	Monthly			
		Feb., 2021	Mar., 2021	Apr., 2021	May, 2021
1	Meat, fish and other preparations	102.36	108.50	39.07	18.65
2	Milk, Butter, Cheese and Honey	891.69	1009.01	408.20	688.48
3	Fruits, nuts and vegetables	413.59	513.22	287.03	195.34
4	Coffee, nuts and vegetables	1350.59	1516.09	1472.29	1382.25
5	Oil-seeds & miscellaneous fruits	1392.86	1567.40	1739.79	1237.70
6	Vegetable plaiting Materials	342.13	397.78	300.30	308.39
7	Animal and vegetable fats and oil	2624.02	3172.44	3403.12	2930.69
8	Sugar and confectionery	103.48	82.23	73.97	85.76
9	Edible, preparation of cereals and vegetables	1267.34	1552.72	1479.93	1380.86
10	Beverages, spirits and vinegars	11.09	19.79	34.76	25.14
11	Residues an Waste from the food industries, Prepared animal fodder	210.03	205.76	188.84	201.22
12	Tobacco	114.66	154.46	26.26	22.35
13	Residues on waste from the food industries	6501.92	9432.21	9077.91	9508.65
14	Chemicals and chemicals products	1306.80	1480.40	1440.40	1409.51
15	Pharmaceutical products	429.66	559.88	450.76	541.25
16	Dyes, colours, paints and varnishes	813.87	1008.76	804.32	816.17
17	Perfumery, soap and toilet preparations	1488.85	1529.26	1383.90	1493.73
18	Albuminoidal substances modified stareches, glues,enzymes	149.05	134.87	124.47	140.05
19	Matches and other explosives	0.46	18.64	0.64	13.57
20	Photographic and cinematographic goods	261.52	292.28	280.38	267.03
21	Plastic and articles thereof	2067.14	2370.99	2361.86	2275.72
22	Rubber and articles thereof	1127.07	1242.78	1204.62	1000.44
23	Leather articles and footwear	536.26	626.04	340.69	303.10
24	Wood & articles of wood; wood charcoal	88.17	141.76	87.71	100.09
25	Wood, paper and stationery	1369.48	1453.44	1242.08	1106.44
26	Silk yarn and fabrics	10.27	4.19	5.25	13.63
27	Fabrics of Wool, flax, ramle metal, vegetable	258.99	213.21	203.06	270.36
28	Cotton, textile, fibre & other paper & veg yarn	88.00	178.76	74.69	118.26
29	Yarn and fabrics of man-made fiber	1186.27	1416.65	1370.10	1077.32
30	Carpets & other floor covering	39.44	70.50	26.43	22.09
31	Special Woven Fabrics and Variety	90.31	136.64	97.50	135.16
32	Textile articles including knitted & crocheted goods	914.69	997.56	648.07	641.02
33	Other made up textile articles;set;worn colothing & textile articles;rugs	399.32	471.02	409.35	521.68
34	Glasses and earthen/ware	1213.50	1276.85	909.04	1054.69
35	Precious metals,stones,pearls & imitation jewellery	56.50	60.40	56.43	50.10
36	Iron & steel manufactures thereof	4885.32	7237.66	5319.74	5754.04
37	Metals other than gold, silver, iron & steel	521.65	493.42	495.53	711.69
38	Cutlery, tools articles of base metals	368.47	356.51	322.79	373.30
39	Machinery and mechanical appliances	3971.69	4581.94	3458.63	3742.64
40	Electric machinery and equipment	5337.17	6595.49	4328.72	4122.21
41	Railway and tramway plant and rolling stock	4.99	7.34	6.16	33.55
42	Motor and other vehicles	11103.55	13060.60	14236.79	12655.31
43	Ships, boats and Air crafts	26.22	350.35	19.20	2.94
44	Clocks, watches and parts thereof	71.45	61.28	63.82	26.58
45	Arms and ammunitions	80.90	61.94	96.71	71.20
46	Toys, games and sports goods	214.71	201.09	311.73	246.47
47	Sub total (1 to 46)	55807.50	68424.11	60713.04	59096.82
48	All other articles	6389.50	12902.73	6825.18	6858.81
49	Total Import Duty	51600.65	69760.24	60507.20	57334.85
50	Warehouse Charges	78.86	60.50	57.62	69.40
51	Regularty Duty	7760.32	8875.38	4991.97	6209.79
52	Miscellienous	1840.10	1533.45	1020.39	1463.90
53	0.25 % Export Development Charges	790.94	942.12	835.57	780.79
54	Export Duties	126.09	155.15	125.44	96.83
55	Gross	62196.96	81326.84	67538.19	65955.56
56	Refund	152.36	54.16	141.80	39.95
57	Rebate	1839.99	249.23	541.40	1178.37
58	Refund & Rebate	1992.35	303.39	683.20	1218.32
59	Net	60204.61	81023.45	66854.99	64737.24

Contd.

8.1 Customs Revenue Receipts

(Million Rupees)

S. No.	Description	Monthly				
		Jun., 2021	Jul., 2021	Aug., 2021	Sep., 2021	Oct., 2021
1	Meat, fish and other preparations	17.41	22.29	14.53	45.72	120.11
2	Milk, Butter, Cheese and Honey	594.02	313.15	391.45	360.78	391.39
3	Fruits, nuts and vegetables	170.15	231.38	438.05	797.72	981.71
4	Coffee, nuts and vegetables	1200.33	1383.15	1700.69	1508.92	1361.60
5	Oil-seeds & miscellaneous fruits	2185.05	1086.03	1687.35	1581.86	741.90
6	Vegetable plaiting Materials	258.18	323.82	305.71	266.16	245.45
7	Animal and vegetable fats and oil	3089.96	2858.28	3499.59	3455.14	2705.84
8	Sugar and confectionery	110.83	110.61	89.40	117.10	104.61
9	Edible, preparation of cereals and vegetables	1442.57	1415.85	1327.59	1461.74	1146.96
10	Beverages, spirits and vinegars	91.58	46.72	50.74	36.95	27.36
11	Residues an Waste from the food industries, Prepared animal fodder	222.43	190.60	170.87	222.17	157.55
12	Tobacco	36.21	2.69	99.42	121.75	105.21
13	Residues on waste from the food industries	12628.08	14698.06	19647.10	15773.72	17997.30
14	Chemicals and chemicals products	1300.14	959.62	845.22	951.79	815.58
15	Pharmaceutical products	639.45	407.51	403.96	464.30	418.03
16	Dyes, colours, paints and varnishes	903.56	726.66	667.61	819.89	676.97
17	Perfumery, soap and toilet preparations	1733.23	1466.92	1341.19	1556.18	1574.02
18	Albuminoidal substances modified stareches, glues,enzymes	120.42	132.20	127.17	142.83	113.39
19	Matches and other explosives	0.89	0.50	0.57	0.73	0.30
20	Photographic and cinematographic goods	359.77	291.98	201.42	191.91	226.99
21	Plastic and articles thereof	2349.96	2417.89	2510.17	2629.28	2212.05
22	Rubber and articles thereof	1466.94	1273.47	1330.66	1693.25	1511.07
23	Leather articles and footwear	336.33	352.02	378.03	555.34	543.47
24	Wood & articles of wood; wood charcoal	100.72	138.01	76.68	109.87	79.63
25	Wood, paper and stationery	1360.91	1364.81	1365.69	1564.61	1187.08
26	Silk yarn and fabrics	5.02	2.26	6.76	2.77	5.33
27	Fabrics of Wool, flax, ramle metal, vegetable	200.21	210.77	203.99	214.13	226.48
28	Cotton, textile, fibre & other paper & veg yarn	67.32	89.21	95.26	114.87	84.28
29	Yarn and fabrics of man-made fiber	722.75	1458.80	1032.26	1088.05	811.73
30	Carpets & other floor covering	39.05	40.62	33.77	41.16	43.24
31	Special Woven Fabrics and Variety	127.05	113.37	95.75	99.24	94.65
32	Textile articles including knitted & crocheted goods	686.95	978.91	1147.07	1375.30	1515.99
33	Other made up textile articles;set;worn colothing & textile articles;rugs	648.38	520.64	617.10	519.79	463.21
34	Glasses and earthen/ware	1275.84	934.36	1026.21	1052.61	932.48
35	Precious metals,stones,pearls & imitation jewellery	64.41	57.20	48.28	49.98	57.94
36	Iron & steel manufactures thereof	5128.44	5192.29	5804.79	6315.99	6725.07
37	Metals other than gold, silver, iron & steel	561.80	539.62	572.41	414.88	575.32
38	Cutlery, tools articles of base metals	422.93	429.11	459.32	432.55	635.76
39	Machinery and mechanical appliances	4450.10	3785.52	3581.45	3648.20	3693.04
40	Electric machinery and equipment	5040.58	4475.67	4704.82	4382.63	4581.82
41	Railway and tramway plant and rolling stock	52.93	8.04	6.11	14.92	12.11
42	Motor and other vehicles	13244.08	13153.16	15988.43	18517.15	15325.74
43	Ships, boats and Air crafts	2.38	1.75	4.51	70.59	3.71
44	Clocks, watches and parts thereof	63.23	32.47	46.91	34.85	65.07
45	Arms and ammunitions	88.72	132.68	274.92	145.90	75.09
46	Toys, games and sports goods	236.53	235.07	201.35	216.60	219.11
47	Sub total (1 to 46)	65847.82	64605.74	74622.33	75181.87	71592.74
48	All other articles	23625.80	3622.04	4484.51	5604.26	5618.53
49	Total Import Duty	77511.30	59450.01	68858.69	71058.01	69573.46
50	Warehouse Charges	74.84	82.92	73.33	87.93	57.60
51	Regularty Duty	8356.50	7015.15	7989.67	6555.77	6556.12
52	Miscellienous	2389.95	933.28	1268.62	2063.49	28.76
53	0.25 % Export Development Charges	1024.00	726.33	882.30	986.41	958.25
54	Export Duties	116.98	20.07	34.24	34.49	37.05
55	Gross	89473.57	68227.76	79106.85	80786.10	77211.24
56	Refund	13312.94	2477.19	27.95	3313.84	3490.64
57	Rebate	1526.68	147.76	143.38	717.16	690.80
58	Refund & Rebate	14839.62	2624.95	171.33	4031.00	4181.44
59	Net	74633.95	65602.81	78935.52	76755.10	73029.80

9. SOCIAL

9.1 Data on Traffic Accidents

Year/Month	Total Number of Accidents	Accident		Persons		Total Number of Vehicles Involved
		Fatal	Non - Fatal	Killed	Injured	
PAKISTAN						
2016-17	9582	4036	5546	5047	12696	11317
2017-18	11121	4829	6292	5948	14489	13134
2018-19	10779	4878	5901	5932	13219	12908
2019-20	9701	4403	5298	5436	12317	12894
2020-21	10429	4721	5708	5816	12886	15351
2020 Oct	1020	476	544	574	1232	1467
Nov	855	418	437	517	979	1266
Dec	830	383	447	465	988	1220
2021 Jan	769	370	399	458	903	1090
Feb	823	381	442	486	1080	1194
Mar	819	400	419	482	1104	1293
Apr	781	383	398	461	837	1151
May	917	389	528	521	1264	1344
Jun	913	366	547	424	1130	1372
Jul	1018	404	614	534	1391	1499
Aug	847	368	479	455	1043	1266
Sep	864	348	516	401	985	1282
Oct	921	403	518	490	1179	1551

Traffic Accidents

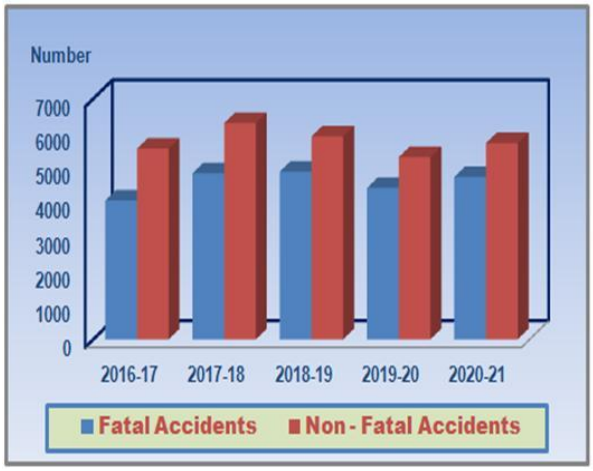

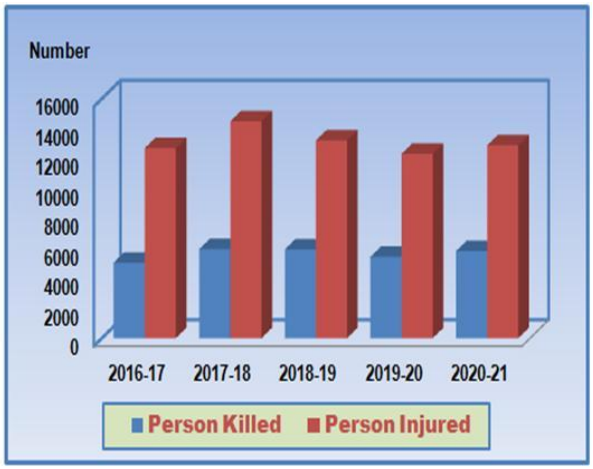

Note: Data from July,2012 onward includes ICTs.

* Included Islamabad

Contd.

9.1 Data on Traffic Accidents

Year/Month		Total Number of Accidents	Accident		Persons		Total Number of Vehicles Involved
			Fatal	Non - Fatal	Killed	Injured	
ISLAMABAD							
2016-17		226	127	99	129	124	216
2017-18		259	157	102	167	162	259
2018-19		238	127	111	136	134	239
2019-20		189	111	78	118	121	189
2020-21		201	128	73	141	123	211
	2020 Oct	26	20	6	23	11	26
	Nov	14	10	4	10	7	14
	Dec	16	12	4	17	34	16
	2021 Jan	13	10	3	8	5	13
	Feb	20	11	9	15	14	20
	Mar	15	9	6	9	6	25
	Apr	12	9	3	11	4	12
	May	14	6	8	6	6	14
	Jun	22	15	7	15	8	22
	Jul	14	13	1	13	4	14
	Aug	17	11	6	14	11	17
	Sep	14	5	9	6	10	14
	Oct	11	7	4	7	14	11
PUNJAB							
2016-17		3819	1989	1830	2494	5231	3819
2017-18		5093	2708	2385	3371	6772	5093
2018-19		4823	2808	2015	3423	5916	4823
2019-20		4294	2471	1823	3102	5746	5498
2020-21		4531	2643	1888	3307	5776	7287
	2020 Oct	445	266	179	331	549	711
	Nov	406	247	159	314	496	660
	Dec	349	200	149	229	435	551
	2021 Jan	346	208	138	269	422	519
	Feb	361	216	145	280	520	578
	Mar	340	224	116	286	518	602
	Apr	320	198	122	226	355	509
	May	374	210	164	288	498	590
	Jun	374	198	176	226	462	616
	Jul	453	242	211	346	678	742
	Aug	368	205	163	270	476	603
	Sep	394	204	190	244	471	647
	Oct	438	240	198	304	555	720
SINDH							
2016-17		880	608	272	786	970	1009
2017-18		848	586	262	802	838	1015
2018-19		972	620	352	725	829	1142
2019-20		858	572	286	741	741	1026
2020-21		925	604	321	762	814	1061
	2020 Oct	96	66	30	86	65	102
	Nov	81	49	32	60	69	90
	Dec	71	47	24	57	66	107
	2021 Jan	82	53	29	66	89	95
	Feb	87	56	31	74	105	94
	Mar	80	51	29	58	55	91
	Apr	79	62	17	82	54	86
	May	74	50	24	67	80	82
	Jun	72	44	28	56	52	84
	Jul	61	33	28	34	36	67
	Aug	77	51	26	54	45	86
	Sep	67	39	28	41	42	79
	Oct	58	35	23	41	74	66

Contd.

9.1 Data on Traffic Accidents

Year/Month	Total Number of Accidents	Accident		Persons		Total Number of Vehicles Involved
		Fatal	Non - Fatal	Killed	Injured	
KHYBER P.K.						
2016-17	4256	1103	3153	1317	5804	5736
2017-18	4425	1119	3306	1295	6093	6052
2018-19	4337	1097	3240	1318	5798	6062
2019-20	3891	997	2894	1186	5069	5487
2020-21	4277	1088	3189	1291	5598	6068
2020 Oct	397	92	305	98	526	549
Nov	314	88	226	106	365	450
Dec	351	104	247	136	407	476
2021 Jan	289	79	210	85	327	403
Feb	317	78	239	83	394	443
Mar	342	93	249	104	462	510
Apr	332	92	240	112	399	490
May	413	98	315	131	617	596
Jun	402	88	314	104	556	585
Jul	443	92	351	109	621	601
Aug	342	79	263	84	456	504
Sep	336	81	255	90	389	460
Oct	382	107	275	120	486	707
BALOCHISTAN						
2016-17	401	209	192	321	567	537
2017-18	496	259	237	313	624	715
2018-19	409	226	183	330	542	642
2019-20	469	252	217	289	640	694
2020-21	495	258	237	315	575	724
2020 Oct	56	32	24	36	81	79
Nov	40	24	16	27	42	52
Dec	43	20	23	26	46	70
2021 Jan	39	20	19	30	60	60
Feb	38	20	18	34	47	59
Mar	42	23	19	25	63	65
Apr	38	22	16	30	25	54
May	42	25	17	29	63	62
Jun	43	21	22	23	52	65
Jul	47	24	23	32	52	75
Aug	43	22	21	33	55	56
Sep	53	19	34	20	73	82
Oct	32	14	18	18	50	47

Source: Provincial Police Departments & ICT Police.

9.2 Data on Telecommunication 2021

Months	Distribution of Cellular Mobile Subscribers					
	Total	PMCL (Jazz)	CM Pak (Zong)	PTML (Ufone)	Telenor	Warid
Jan	178970923	67240615	39120726	23246050	48002707	1360825
Feb	181279821	68293639	39693505	23378522	48535756	1378399
Mar	183203887	69243763	40123226	23476948	48940285	1419665
Apr	183940852	69580614	40299391	23470152	49092468	1498227
May	183479190	69553174	40176392	23243163	48986705	1519756
Jun	184249899	69792924	40498899	23118277	49279306	1560493
Jul	184902471	70270340	40690076	22917142	49442209	1582704
Aug	185565387	70786516	40954061	22735356	49496884	1592570
Sep	186392380	71418509	41266092	22712151	49396768	1598860
Oct	187195686	71923687	41618600	22701647	49345787	1605965
Nov						
Dec						

Source : Pakistan Telecommunication Authority, Islamabad.

Note:- Warid merged PMCL (Moblink) with new name Jazz from January-2017.

9.3 Visitors at Archaeological Museum in Pakistan

Area/ attraction	August, 2021		September, 2021		October, 2021	
	Foreigner	National	Foreigner	National	Foreigner	National
PAKISTAN	701	206787	1172	160195	1313	169270
ISLAMABAD	235	91921	408	66267	361	74665
Pakistan Museum of Natural History	20	14859	30	12703	30	14794
Lok Virsa Heritage Museum	118	24448	191	16895	201	24464
Pakistan Monument Museum	89	52335	175	36394	109	35051
Pakistan Railway Heritage Museum	8	279	12	275	21	356
PUNJAB	349	87892	549	68738	722	68947
Lahore Museum Lahore	65	13559	125	10078	188	14710
Allama Iqbal Library & Museum, Sialkot.	4	6310	4	6290	4	5235
Museum, Taxila, Rawalpindi	200	28167	283	22452	374	19125
Museum, Harappa, District Sahiwal.	12	9490	53	9169	37	6991
Allama Iqbal Museum, Javaid Manzil, Lahore	-	440	2	816	2	594
PMDC Khewara Mines Museum, Chakwal	68	29926	82	19933	117	22292
SINDH	47	16590	98	17799	98	20116
National Museum of Pakistan, Karachi	4	814	12	765	12	810
Sindh Provincial Museum, Hyderabad.	*	*	5	1718	-	1542
Museum, Bhambore, District Thatta.	2	950	5	1290	6	2220
Museum,Monjodaro, Distric Larkana.	2	2900	17	4700	36	6500
Museum Umerkot, District Tharparkar.	-	8005	-	6328	1	5789
Quid-e-Azam Birth Place, Karachi.	-	3166	-	2030	2	2146
Quid-e-Azam Birth House, Karachi.	39	755	59	968	41	1109
KPK	70	10384	117	7391	132	5542
Peshawar Museum, Peshawar.	**	**	**	**	2	348
Museum Saidu Sharif, Swat.	10	2031	35	1919	24	1599
Dir Museum, Chekdara	**	**	**	**	**	**
Hund Museum, Swabi	-	1352	-	984	-	673
Chitral Museum, Chitral	6	678	10	533	27	308
Pushkalavati Museum, Charsadda	-	800	-	500	-	700
Bannu Museum, Bannu	-	81	-	64	-	56
City Museum Gor Khatri, Peshawar	15	98	17	128	23	77
Mardan Museum, Mardan	**	**	**	**	**	**
Kalasha Dur Museum Bumborate, Chitral	39	5344	55	3263	56	1781
BALOCHISTAN	Nil	Nil	Nil	Nil	Nil	Nil
Museum Balochistan, Quetta.	Nil	Nil	Nil	Nil	Nil	Nil

*= Remain closed due to Covid-19 **= Remainded closed due to repair to maintenance work

NIL= Due to shifting museum remain closed

Contd.

9.4 Visitors at Heritage Site in Pakistan

Area/ attraction	August, 2021		September, 2021		October, 2021	
	Foreigner	National	Foreigner	National	Foreigner	National
PAKISTAN	508	432195	1366	281528	1636	323369
PUNJAB	404	395763	1188	240026	1360	289607
Jhangirs Tomb, Lahore	58	10579	87	9196	143	6850
Shalamar Garde, Lahore	15	52000	8	28300	12	37000
Royal Fort (Shahi Qila), Lahore	83	285724	748	157128	765	206087
Haran Minar & Tank, Sheikhupura	36	23510	9	13781	29	13554
Harappa, Sahiwal	12	9490	53	9169	37	6991
Taxila, Rawalpindi	200	14460	283	22452	374	19125
SINDH	12	14855	43	18318	97	22509
Bhambore, District Thatta.	2	950	5	1290	6	2220
Makli Hill Monument, District Thatta	8	3000	21	6000	54	8000
Monjodaro, Distric Larkana.	2	2900	17	4700	36	6500
Umerkot Fort, District Tharparkar.	-	8005	-	6328	1	5789
KPK	92	21577	135	23184	179	11253
Remains of Takht-e-Bhai, District Mardan	24	16400	69	8200	116	8000
Butkara Site Museum, Saidu Sharif, Swat	5	31	6	34	11	81
Julian Site, Haripur	23	300	20	100	22	200
Sethi House, Peshawar	38	224	32	225	28	172
Jamal Garhi, Mardan	2	3322	8	14000	-	2150
Shehbaz Garhi, Mardan	-	1300	-	625	2	650
BALOCHISTAN						

*** = Due to Corona Virous (COVID-19) Museums/Sites remained closed.**

No information has been provided regarding number of visitors at heritage stites in Balochistan province

10. TRADE

10.1 Value of Foreign Trade

(Million Rupees)

Year / Month		Exports	Re-Exports	Imports	Re-Imports	Balance of Trade
2016-17		2,138,185.6	30,564.7	5,539,720.6	22,200.3	-3,393,170.6
2017-18		2,555,043.3	39,299.0	6,694,896.7	28,410.1	-4,128,964.5
2018-19		3,128,229.7	55,896.5	7,443,253.3	38,941.4	-4,298,068.4
2019-20		3,369,782.0	66,676.9	7,029,819.0	4,728.4	-3,598,088.5
2020-21		4,041,926.9	61,792.5	8,982,441.3	6,929.8	-4,885,651.7
2020	Sep	313,019.0	2,840.2	712,600.1	695.7	-397,436.6
	Oct	342,063.0	1,468.8	633,217.8	366.0	-290,052.0
	Nov	345,639.5	1,838.4	683,354.2	610.3	-336,486.6
	Dec	378,776.5	917.0	798,227.8	667.7	-419,202.1
2021	Jan	343,532.8	599.9	769,235.1	471.3	-425,573.6
	Feb	329,033.3	1,775.7	732,174.1	1,286.3	-402,651.4
	Mar	368,924.9	1,210.7	878,601.5	510.8	-508,976.6
	Apr	339,498.4	1,077.0	802,442.5	451.9	-462,319.0
	May	256,104.8	432.7	811,947.4	420.4	-555,830.3
	Jun	426,079.6	43,562.3	991,913.6	528.2	-522,799.8
	Jul	373,412.3	1,002.8	889,781.8	3,031.4	-518,398.1
	Aug	368,813.6	1,404.9	1,079,268.5	490.5	-709,540.4
	Sep	404,847.0	1,314.3	1,102,997.6	2,815.0	-699,651.3

* : Provisional

VALUE OF FOREIGN TRADE

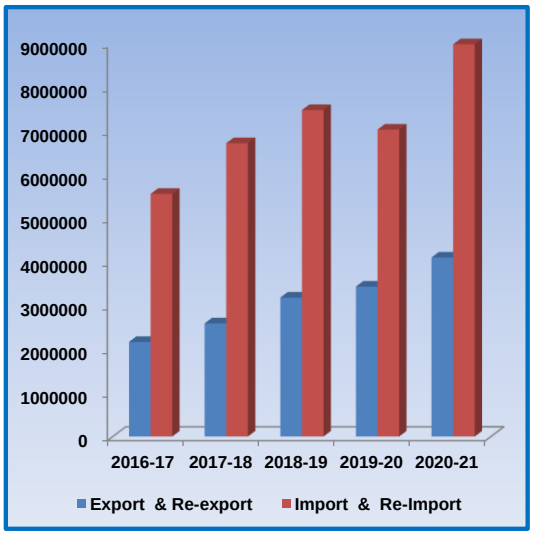

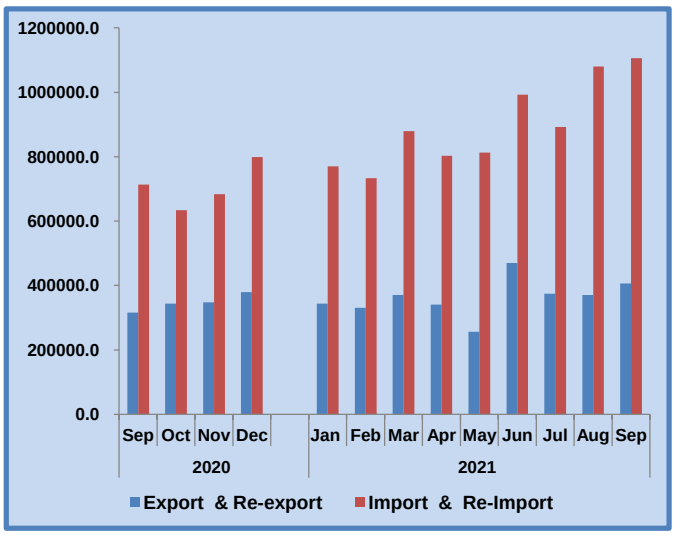

10.2 Exports by Commodity/Group

(Million Rupees)

Year/ Month		Raw Cotton	Cotton Fabrics	Cotton Yarn and Thread	Knitwear	Bedwear	Woollen Carpets & Rugs	Leather	Rice	Fish & Fish Prepara-tions	Fruits & Vege-tables	Sports goods
2016-17		4,559.0	223,675.4	131,813.2	247,242.0	223,811.6	8,053.9	36,182.8	168,244.0	41,213.9	59,241.8	32,285.1
2017-18		6,183.6	242,374.4	151,203.3	298,374.2	248,537.7	8,188.7	36,329.9	224,739.5	49,755.5	70,562.2	37,710.2
2018-19		2,709.0	285,625.2	153,004.9	394,748.4	307,202.3	8,980.3	34,269.3	285,031.5	60,404.6	88,469.3	41,994.7
2019-20		2,668.8	287,877.1	155,848.7	440,104.3	338,749.6	8,288.1	29,008.9	343,916.0	64,118.2	114,521.1	41,285.6
2020-21		131.0	307,157.5	162,540.7	609,576.0	443,286.1	11,604.2	25,790.9	325,585.0	66,040.2	127,648.3	44,443.0
2020	Sep	6.7	26,924.1	9,244.2	49,166.2	37,698.6	722.1	1,853.5	18,606.7	6,224.1	7,224.2	3,542.1
	Oct	41.0	27,320.8	9,779.4	52,392.0	40,385.5	1,016.4	2,046.6	22,679.0	7,109.3	8,118.9	3,319.2
	Nov	--	23,610.0	11,873.1	51,730.6	37,991.2	1,110.5	2,168.2	36,821.1	7,103.1	4,915.9	3,379.4
	Dec	11.3	25,907.1	15,479.9	54,759.4	40,981.4	1,095.9	2,382.6	37,246.7	4,588.1	19,745.2	3,464.0
2021	Jan	--	24,235.1	13,775.7	52,118.1	35,126.2	966.1	2,054.7	31,109.0	4,009.0	15,797.8	3,156.5
	Feb	--	23,705.5	19,189.7	46,464.2	32,362.8	889.2	1,987.8	28,689.5	4,901.8	15,959.4	2,995.5
	Mar	--	17,869.5	28,784.1	48,975.8	36,725.8	1,030.2	2,479.6	34,717.8	8,204.5	13,423.3	3,697.0
	Apr	--	24,857.0	15,812.4	52,087.0	36,665.4	839.5	2,482.5	29,025.8	7,380.6	7,071.9	4,525.0
	May	--	20,641.1	11,092.8	43,530.5	27,746.0	1,050.6	2,403.0	16,274.3	4,793.0	4,531.9	4,068.5
	Jun	33.4	31,979.9	18,966.4	64,006.3	46,693.7	1,144.6	2,611.9	28,972.6	4,894.5	15,532.3	4,719.1
	Jul	--	28,639.3	14,416.6	62,677.3	42,030.2	847.1	2,545.6	22,309.1	2,271.6	10,458.4	4,206.3
	Aug	--	30,880.4	17,038.3	59,701.2	43,447.7	948.4	2,077.0	23,052.7	1,758.4	9,791.9	3,971.5
	Sep	--	31,839.5	16,097.5	65,217.0	46,240.9	1,110.8	2,654.0	24,020.9	5,379.5	6,597.4	4,593.8

(--) INDICATES NIL

EXPORTS BY COMMODITY/GROUP

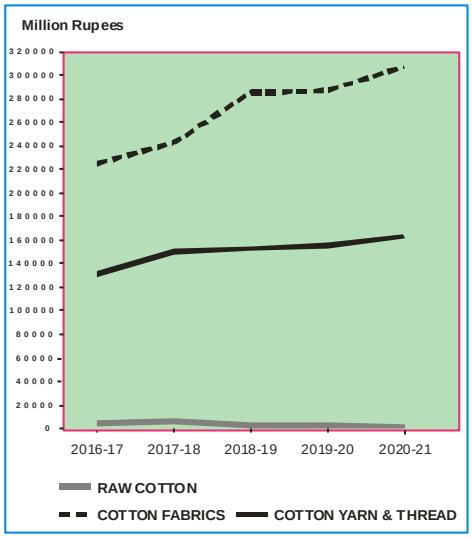

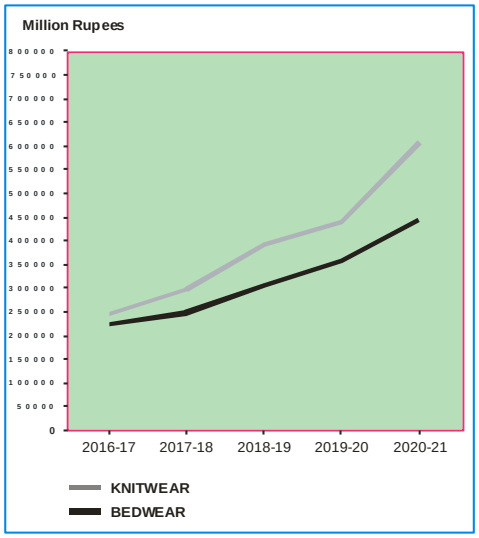

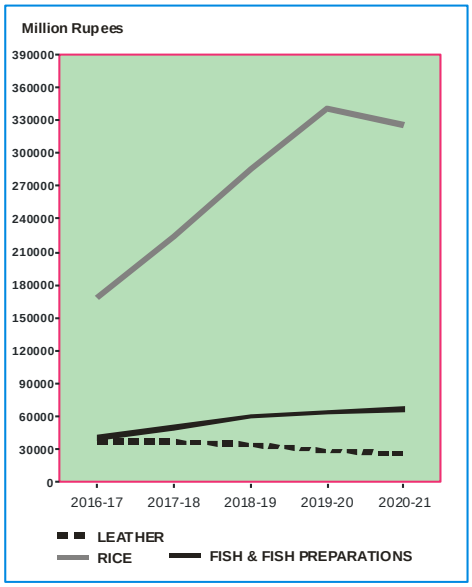

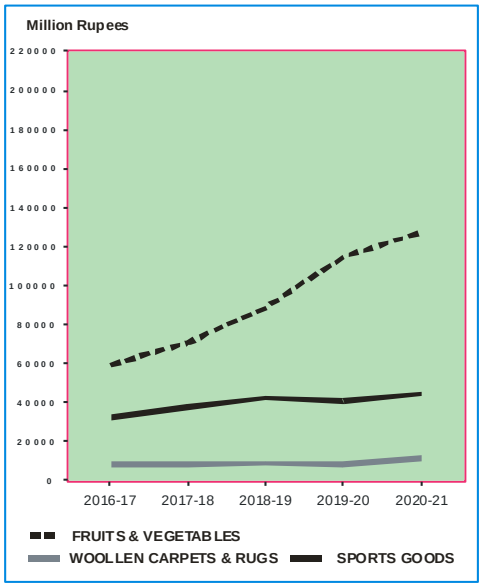

10.3 Imports by Commodity/Group

(Million Rupees)

Year/Month		Machinery and Transport equipment	Manufactured goods classified mainly by material	Food and Live animals	Chemicals	Mineral Fuels, Lubricants and related materials	Animal or Vegetable oils & fats
2016-17		1,571,759.2	718,013.5	332,265.7	796,180.6	1,237,043.7	221,074.1
2017-18		1,745,028.3	795,491.6	282,441.2	983,359.6	1,754,675.1	248,760.5
2018-19		1,621,800.9	859,631.1	322,984.7	1,191,694.6	2,176,509.3	275,945.7
2019-20		1,622,223.6	691,670.5	371,530.7	1,164,828.0	1,851,524.9	307,238.9
2020-21		2,079,345.3	900,164.7	617,689.9	1,486,403.8	2,070,109.8	450,502.8
2020	Sep	153,895.4	74,307.3	59,156.7	120,546.2	152,053.8	41,404.8
	Oct	119,182.6	71,625.7	74,555.3	110,945.0	155,883.2	14,753.1
	Nov	152,587.5	85,173.8	68,337.4	102,827.5	143,751.3	34,865.6
	Dec	183,272.5	80,216.8	84,120.0	128,493.8	157,069.9	38,685.7
2020	Jan	190,559.7	82,106.7	58,338.9	108,770.7	164,106.7	41,931.8
	Feb	191,937.7	72,050.9	50,581.8	113,927.8	146,651.2	35,409.2
	Mar	211,147.1	91,543.4	47,992.1	141,819.6	205,310.0	43,826.9
	Apr	169,970.0	73,744.7	38,628.8	140,634.1	197,697.6	46,345.1
	May	187,374.0	82,303.1	34,657.1	142,955.6	206,391.8	41,431.3
	Jun	255,630.3	72,498.1	35,300.5	173,981.2	261,899.7	46,841.4
	Jul	189,479.2	99,618.5	40,422.5	158,385.1	243,205.7	43,308.1
	Aug	218,664.8	93,013.9	47,164.7	200,613.0	322,748.1	54,668.3
	Sep	237,058.7	99,923.5	64,948.5	202,988.5	291,612.9	54,401.8

* : Provisional

IMPORTS BY COMMODITY / GROUP

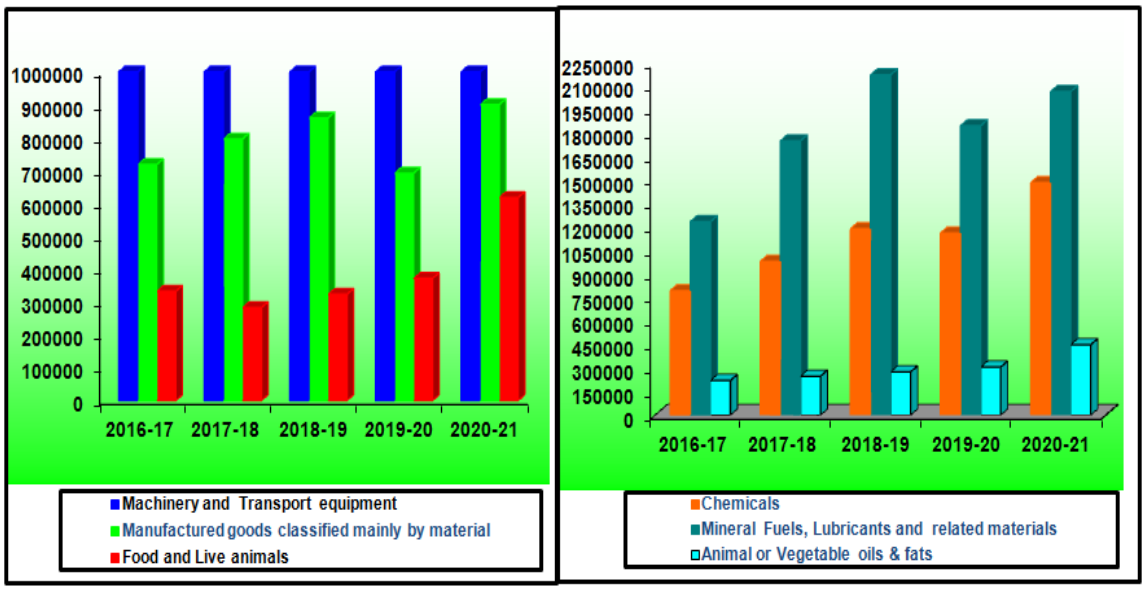

10.4 Exports by Selected Commodities in Dollars

(In Thousand Dollar)

Groups/commodities	Unit	September, 2021		Cuml, From July, 2021		September, 2020		Cuml, From July, 2020	
		Quantity	Value	Quantity	Value	Quantity	Value	Quantity	Value
GRAND TOTAL			*2408990*		*6996140*		*1887316*		*5471814*
A.PRIMARY COMMODITIES			*298742*		*812898*		*214850*		*650877*
01.RICE	MT	*261461*	*142933*	*742715*	*423193*	*185782*	*112187*	*618960*	*360137*
(I) RICE BASMATI	MT	*61486*	*51656*	*178292*	*153672*	*33791*	*35047*	*125439*	*120790*
(II) RICE OTHER VARIETIES	MT	*199975*	*91277*	*564423*	*269521*	*151991*	*77140*	*493521*	*239346*
02.FISH AND FISH PREPARATIONS	KG	*10415623*	*32010*	*21543785*	*56959*	*14793750*	*37528*	*36180472*	*78419*
03.FRUITS & VEGETABLES INCL.JUICES	KG	*72974882*	*41539*	*299958108*	*170873*	*99248015*	*45289*	*245791997*	*140979*
(I) FRUITS	KG	*39487110*	*26866*	*139452416*	*114373*	*43405691*	*22399*	*131165688*	*93170*
(II) VEGETABLES	KG	*30785103*	*12391*	*153119191*	*50082*	*53558397*	*21159*	*107099722*	*42088*
(III) FRUIT & VEGETABLE JUICES	KG	*2702669*	*2282*	*7386501*	*6417*	*2283927*	*1731*	*7526587*	*5720*
04.WHEAT	MT								
05.WHEAT FLOUR	MT	*347*	*122*	*476*	*170*			*294*	*58*
06.SPICES(INCL. CHILLIES)	KG	*2830883*	*9454*	*6333952*	*23163*	*1598430*	*5972*	*5369486*	*19901*
07.OIL SEEDS, NUTS AND KERNALS	KG	*26685432*	*33083*	*36622035*	*44707*	*2282037*	*2360*	*3527622*	*4127*
08.LEGUMINOUS VEGETABLE	KG			*833*	*1*				
09.FLOWERS	KG	*127824*	*189*	*234715*	*364*	*41261*	*69*	*81911*	*145*
10.RAW HIDES AND SKINS	KG	*240*	*2*	*240*	*2*				
11.RAW WOOL AND ANIMAL HAIR	KG	*310144*	*338*	*1148869*	*1295*	*43586*	*97*	*219106*	*313*
(I) RAW WOOL	KG	*134712*	*127*	*273551*	*239*	*8659*	*38*	*75521*	*116*
(II) ANIMAL HAIR	KG	*175432*	*210*	*875318*	*1056*	*34927*	*60*	*143585*	*197*
12.CRUDE ANIMAL MATERIAL	KG	*4704812*	*5822*	*11143287*	*14847*	*1373335*	*3249*	*5726721*	*9233*
13.CRUDE FERTILIZER	MT	*781*	*61*	*2409*	*199*	*1806*	*154*	*6941*	*576*
14.MOLASSES	KG	*59850*	*5*	*100900*	*9*	*91810*	*10*	*284510*	*27*
15.RAW COTTON	MT					*34*	*41*	*240*	*271*
16.COTTON WASTE	MT	*2380*	*3472*	*7546*	*10587*	*2432*	*3994*	*7027*	*11233*
17.PETROLEUM CRUDE	MT	*45753*	*24071*	*95025*	*52352*			*50840*	*15068*
18.MARBLES AND STONES	MT	*30853*	*2935*	*60585*	*6277*	*20494*	*1969*	*59457*	*4962*
19.TOBACCO	KG	*985649*	*2705*	*3094798*	*7900*	*684135*	*1930*	*1856711*	*5428*
(I) UN-MANUFACTURED	KG	*377565*	*548*	*1328645*	*2162*	*310023*	*726*	*746416*	*2055*
(II) MANUFACTURED EXCL.CIGARET	KG	*608084*	*2157*	*1766153*	*5738*	*374112*	*1204*	*1110295*	*3373*
20.COKE	MT								
B.TEXTILES MANUFACTURES			*1437244*		*4278839*		*1145338*		*3359165*
01.COTTON YARN	KG	*28896449*	*95228*	*91052912*	*288617*	*25535012*	*55339*	*79477600*	*170475*
02.COTTON CLOTH	SQM	*37622674*	*189457*	*125296442*	*557080*	*178258550*	*162336*	*541053400*	*457060*
03.ARTICLES OF APPAREL & CLOTHI ACCESSORIES (EXCL. KNITWEARS)	DOZ	*3293258*	*276228*	*10260805*	*861168*	*2650215*	*224226*	*8527683*	*701442*
04.ART SILK AND SYNTHETIC TEXTIL	SQM	*9428022*	*38745*	*27193016*	*107947*	*10488707*	*24002*	*74942631*	*75615*
05.COTTON THREAD	KG	*250219*	*559*	*510527*	*1328*	*105936*	*398*	*267774*	*1069*
06.TEXTILE FABRICS WOVEN(OTHER THAN COTTON & ARTIFICIAL FABRI	--		*1718*		*3641*		*1037*		*2941*
07.TULE, LACE, EMBROIDERY ETC	--		*1508*		*5112*		*1588*		*4750*
08.COTTON BAGS/SACKS	MT	*867*	*1378*	*1795*	*2927*	*825*	*868*	*2542*	*2615*
09.TENTS & OTHER CANVAS GOODS	KG	*2994911*	*8927*	*7263077*	*21177*	*3025052*	*8680*	*9011069*	*28184*
10.BED WEAR	KG	*48010202*	*275150*	*142290936*	*803259*	*37847389*	*227300*	*109182529*	*651487*
11.TOWELS	KG	*16967984*	*80693*	*55008705*	*241307*	*16829836*	*71504*	*47748807*	*204608*
12.TEXTILE MADE UPS (EXCL. TOWE & BED WEAR)	--		*64072*		*197427*		*62758*		*172604*
13.KNITWEARS	DOZ	*10903217*	*388065*	*31800639*	*1144587*	*14863184*	*296442*	*33015402*	*860785*
14.WASTE MATERIAL OF TEXTILE FIBRES/FABRICS	KG	*7379591*	*4994*	*19936932*	*14407*	*6131162*	*3775*	*17715604*	*11199*
15.YARN OTHER THAN COTTON YARN	KG	*1673356*	*4656*	*4584578*	*12425*	*1025829*	*2111*	*2597529*	*5584*
16.KINTTED OR CROCHATED FABRICS	SQM	*1127193*	*5866*	*3181154*	*16430*	*579147*	*2973*	*1687953*	*8747*
C.OTHER MANUFACURES			*411149*		*1171596*		*328617*		*921283*
01.CIGARETTES	THNO	*64557*	*960*	*142642*	*2150*	*165412*	*2136*	*386837*	*4930*
02.LEATHER	SQM	*1311095*	*15792*	*3709016*	*44399*	*711371*	*11176*	*2195720*	*31034*
03.CARPETS,RUGS AND TAPESTRIES	SQM	*216012*	*6727*	*553148*	*18049*	*92012*	*4566*	*295185*	*15164*

Contd.

10.4 Exports by Selected Commodities in Dollars

(In Thousand Dollar)

Groups/commodities	Unit	September, 2021		Cuml, From July, 2021		September, 2020		Cuml, From July, 2020	
		Quantity	Value	Quantity	Value	Quantity	Value	Quantity	Value
(I) WOOLLEN CARPETS AND RUGS	SQM	198304	6610	497998	17697	69346	4354	254660	14755
(II) WOOLLEN CARPET MACHINE M	SQM			68	1				
(III) TAPESTRY CLOTH	SQM								
(IV) CARPETS KNOTTED & OTHER FLOOR COVERING	SQM	17708	118	55082	351	22666	212	40525	410
04.PETROLEUM PRODUCTS	MT	1766	3161	3741	6054	41943	16427	88096	31266
05.FEEDING STUFF FOR ANIMALS	KG	71311438	8334	228809990	29420	63613641	9437	180088732	26391
06.CHEMICALS AND PHARMACEUTICA PRODUCTS	--		127328		362503		83189		223886
(I) PLASTIC MATERIALS	KG	17060254	26979	58136103	86952	15545649	14985	55688440	51446
(II) PHARMACAUTICAL PRODUCTS.	KG	2805762	26498	7665511	73438	1887296	27366	4476654	68393
(III) FERTILIZER MANUFACTURES	MT								
(IV) OTHER CHEMICAL	--		73851		202113		40838		104047
07.RUBBER MANUFACTURES	--		3872		10148		3366		8042
08.PAPER AND PAPER BOARD	KG	2302784	4108	6423786	11225	1891636	3133	4889314	9368
09.GUAR AND GUAR PRODUCTS	KG	2039592	2693	6173834	8112	2079308	2319	7290195	8309
10.CUTLERY	--		9060		27865		9608		28053
11.GOLD	GM	65000	142	328000	209	5600	10	5600	10
12.COPPER AND ARTICLES THEREOF	--		88565		203231		41200		112695
13.MACHINERY & TRANSPORT EQUIPMEN (INCL.ENGINEERING ELECTRICALS)			15098		52971		18803		47846
(I) ELECTRIC FANS	NO	62304	1259	327794	5687	124733	1722	473124	7365
(II) TRANSPORT EQUIPMENT	--		3920		12026		3559		9017
(III) OTHER ELECTRICAL MACHINE	--		1638		6930		3874		9970
(IV) MACHINERY SPECIALIZED PARTICULARS INDUSTRIES	--		1861		5759		2205		5766
(V) AUTO PARTS	--		1942		6034		1875		4635
(VI) OTHER MACHINERY	--		4477		16534		5568		11093
14.FOOTWEARS	PAIR	1417239	11748	4052885	38540	1558628	11795	3671581	33446
(I) LEATHER FOOTWEAR	PAIR	543788	9353	1874801	32185	633109	10406	1800229	29324
(II) CANVAS FOOTWEAR	PAIR	2487	16	3475	24	16050	64	16713	68
(III) OTHER FOOTWEAR	PAIR	870964	2380	2174609	6331	909469	1326	1854639	4055
15.LEATHER MANUFACTURES(EXCL. LEATHER FOOTWEARS)	--		48108		154427		47514		145733
(I) LEATHER GLOVES	DOZ	905476	23064	3041645	69372	457880	21101	1442720	64206
(II) APPAREL & CLOTHING	DOZ	118500	23503	446804	80487	100098	25031	297728	77551
(III) OTHER LEATHER MANUFACTUR	KG	158127	1541	456599	4568	121133	1383	376756	3976
16.HOUSE-HOLD EQUIPMENT	KG	824593	2855	2383028	8060	794746	2306	2388165	6834
17.SPORTS GOODS	--		27335		77892		21357		66682
(I) FOOT BALLS COMPLETE	DOZ	257135	14186	700943	37159	218856	10598	642675	32426
(II) GLOVES (SPORTS)	DOZ	285693	5965	850747	18034	98556	5419	327591	17682
(III) OTHER	--		7184		22699		5339		16574
18.SURGICAL GOODS,MEDICAL INSTRUMENTS AND APPLIANCES	NO	13930535	29488	40843703	98147	7228391	33514	32258610	104508
19.ONYX MANUFACTURED	KG	199578	395	1027198	1888	94877	390	233784	932
20.HANDICRAFTS	--						1		3
21.TEXTILE PRODUCT & ARTICLE FOR TECHNICAL USE	KG	57715	308	103373	572	49100	250	106969	538
22.BOOKS AND PRINTED MATTERS	--		487		1204		385		1248
23.PIG IRON	MT	790	9	890	43				
24.PRECIOUS/SEMI-PRECIOUS STON	GM	542057	647	1142753	1278	284489	360	1103769	1596
25.JEWELLERY	--		174		1836		1218		1916
26.ARTICLES OF PLASTIC	KG	1362323	2801	4698277	9139	1574073	3940	4106925	10025
27.FURNITURE	NO	93518	888	236628	2069	9516	201	24524	644
28.PARTS OF FOOTWEAR	--		63		166		16		185
D.OTHERS	--		261855		732807		198510		540488

10.5 Exports by Selected Commodities in Rupees

(In Thousand Rupees)

Groups/commodities	Unit	September, 2021		Cuml, From July, 2021		September, 2020		Cuml, From July, 2020	
		Quantity	Value	Quantity	Value	Quantity	Value	Quantity	Value
GRAND TOTAL			404846980		1147072934		313019014		912273889
A.PRIMARY COMMODITIES			50205653		133350369		35633733		108517856
01.RICE	MT	261461	24020891	742715	69382656	185782	18606748	618960	60049001
(I) RICE BASMATI	MT	61486	8681180	178292	25156730	33791	5812736	125439	20143098
(II) RICE OTHER VARIETIES	MT	199975	15339711	564423	44225925	151991	12794012	493521	39905903
02.FISH AND FISH PREPARATIONS	KG	10415623	5379537	21543785	9409625	14793750	6224095	36180472	13056404
03.FRUITS & VEGETABLES INCL.JUICES	KG	72974882	6980871	299958108	27901094	99248015	7511394	245791997	23505661
(I) FRUITS	KG	39487110	4515099	139452416	18656033	43405691	3714914	131165688	15544187
(II) VEGETABLES	KG	30785103	2082323	153119191	8191715	53558397	3509325	107099722	7007529
(III) FRUIT & VEGETABLE JUICES	KG	2702669	383449	7386501	1053346	2283927	287155	7526587	953945
04.WHEAT	MT								
05.WHEAT FLOUR	MT	347	20542	476	28232			294	9798
06.SPICES(INCL. CHILLIES)	KG	2830883	1588879	6333952	3812911	1598430	990427	5369486	3318011
07.OIL SEEDS, NUTS AND KERNALS	KG	26685432	5559877	36622035	7448115	2282037	391494	3527622	686620
08.LEGUMINOUS VEGETABLE	KG			833	185				
09.FLOWERS	KG	127824	31732	234715	59688	41261	11489	81911	24121
10.RAW HIDES AND SKINS	KG	240	363	240	363				
11.RAW WOOL AND ANIMAL HAIR	KG	310144	56758	1148869	212411	43586	16166	219106	52108
(I) RAW WOOL	KG	134712	21426	273551	39371	8659	6222	75521	19332
(II) ANIMAL HAIR	KG	175432	35332	875318	173040	34927	9944	143585	32776
12.CRUDE ANIMAL MATERIAL	KG	4704812	978412	11143287	2432788	1373335	538905	5726721	1538818
13.CRUDE FERTILIZER	MT	781	10278	2409	32639	1806	25534	6941	96085
14.MOLASSES	KG	59850	845	100900	1442	91810	1690	284510	4556
15.RAW COTTON	MT					34	6722	240	45354
16.COTTON WASTE	MT	2380	583431	7546	1733863	2432	662372	7027	1872601
17.PETROLEUM CRUDE	MT	45753	4045303	95025	8558950			50840	2527020
18.MARBLES AND STONES	MT	30853	493298	60585	1032525	20494	326591	59457	826952
19.TOBACCO	KG	985649	454637	3094798	1302881	684135	320105	1856711	904745
(I) UN-MANUFACTURED	KG	377565	92114	1328645	355099	310023	120364	746416	342800
(II) MANUFACTURED EXCL.CIGARET	KG	608084	362524	1766153	947783	374112	199741	1110295	561944
20.COKE	MT								
B.TEXTILES MANUFACTURES			241538492		701419071		189958951		560066221
01.COTTON YARN	KG	28896449	16003624	91052912	47334453	25535012	9178162	79477600	28430043
02.COTTON CLOTH	SQM	37622674	31839490	125296442	91359238	178258550	26924051	541053400	76210192
03.ARTICLES OF APPAREL & CLOTHI ACCESSORIES (EXCL. KNITWEARS)	DOZ	3293258	46422022	10260805	141055940	2650215	37188778	8527683	116962134
04.ART SILK AND SYNTHETIC TEXTIL	SQM	9428022	6511274	27193016	17721753	10488707	3980802	74942631	12609790
05.COTTON THREAD	KG	250219	93920	510527	218011	105936	66075	267774	178336
06.TEXTILE FABRICS WOVEN(OTHER THAN COTTON & ARTIFICIAL FABRI	--		288683		600272		171962		490084
07.TULE, LACE, EMBROIDERY ETC	--		253487		836331		263453		792001
08.COTTON BAGS/SACKS	MT	867	231524	1795	481517	825	144015	2542	435933
09.TENTS & OTHER CANVAS GOODS	KG	2994911	1500224	7263077	3480667	3025052	1439614	9011069	4699153
10.BED WEAR	KG	48010202	46240850	142290936	131718815	37847389	37698591	109182529	108607995
11.TOWELS	KG	16967984	13561075	55008705	39567669	16829836	11859209	47748807	34108185
12.TEXTILE MADE UPS (EXCL. TOWE & BED WEAR)	--		10767688		32349451		10408715		28773207
13.KNITWEARS	DOZ	10903217	65216977	31800639	187595521	14863184	49166181	33015402	143512142
14.WASTE MATERIAL OF TEXTILE FIBRES/FABRICS	KG	7379591	839356	19936932	2363343	6131162	626152	17715604	1867067
15.YARN OTHER THAN COTTON YARN	KG	1673356	782395	4584578	2044551	1025829	350113	2597529	930903
16.KINTTED OR CROCHATED FABRICS	SQM	1127193	985903	3181154	2691537	579147	493078	1687953	1459057
C.OTHER MANUFACURES			69096294		192094101		54502573		153585500
01.CIGARETTES	THNO	64557	161393	142642	355628	165412	354303	386837	821260

Contd.

10.5 Exports by Selected Commodities in Rupees

(In Thousand Rupees)

Groups/commodities	Unit	September, 2021		Cuml, From July, 2021		September, 2020		Cuml, From July, 2020	
		Quantity	Value	Quantity	Value	Quantity	Value	Quantity	Value
02.LEATHER	SQM	1311095	2653968	3709016	7276567	711371	1853513	2195720	5174031
03.CARPETS,RUGS AND TAPESTRIES	SQM	216012	1130572	553148	2963516	92012	757209	295185	2529527
(I) WOOLLEN CARPETS AND RUGS	SQM	198304	1110821	497998	2906308	69346	722084	254660	2461329
(II) WOOLLEN CARPET MACHINE M	SQM			68	192				
(III) TAPESTRY CLOTH	SQM								
(IV) CARPETS KNOTTED & OTHER FLOOR COVERING	SQM	17708	19751	55082	57016	22666	35125	40525	68198
04.PETROLEUM PRODUCTS	MT	1766	531234	3741	1000936	41943	2724403	88096	5205194
05.FEEDING STUFF FOR ANIMALS	KG	71311438	1400655	228809990	4814670	63613641	1565212	180088732	4398831
06.CHEMICALS AND PHARMACEUTICA PRODUCTS	--		21398290		59445360		13797289		37322174
(I) PLASTIC MATERIALS	KG	17060254	4534071	58136103	14240219	15545649	2485283	55688440	8582207
(II) PHARMACAUTICAL PRODUCTS.	KG	2805762	4453140	7665511	12046650	1887296	4538813	4476654	11396155
(III) FERTILIZER MANUFACTURES	MT								
(IV) OTHER CHEMICAL	--		12411079		33158490		6773194		17343813
07.RUBBER MANUFACTURES	--		650668		1666406		558264		1339970
08.PAPER AND PAPER BOARD	KG	2302784	690344	6423786	1843020	1891636	519590	4889314	1561897
09.GUAR AND GUAR PRODUCTS	KG	2039592	452541	6173834	1329982	2079308	384571	7290195	1386214
10.CUTLERY	--		1522674		4565353		1593600		4677285
11.GOLD	GM	65000	23822	328000	34671	5600	1592	5600	1592
12.COPPER AND ARTICLES THEREOF	--		14883860		33442414		6833260		18782394
13.MACHINERY & TRANSPORT EQUIPMEN (INCL.ENGINEERING ELECTRICALS)			2537315		8662015		3118598		7974362
(I) ELECTRIC FANS	NO	62304	211581	327794	927898	124733	285612	473124	1228840
(II) TRANSPORT EQUIPMENT	--		658779		1970982		590214		1502681
(III) OTHER ELECTRICAL MACHINE	--		275341		1133270		642528		1662454
(IV) MACHINERY SPECIALIZED PARTICULARS INDUSTRIES	--		312750		943507		365764		960756
(V) AUTO PARTS	--		326421		989094		311047		772243
(VI) OTHER MACHINERY	--		752444		2697263		923433		1847389
14.FOOTWEARS	PAIR	1417239	1974341	4052885	6311811	1558628	1956333	3671581	5575418
(I) LEATHER FOOTWEAR	PAIR	543788	1571812	1874801	5269743	633109	1725955	1800229	4888226
(II) CANVAS FOOTWEAR	PAIR	2487	2608	3475	4034	16050	10532	16713	11202
(III) OTHER FOOTWEAR	PAIR	870964	399921	2174609	1038034	909469	219846	1854639	675990
15.LEATHER MANUFACTURES(EXCL. LEATHER FOOTWEARS)	--		8084940		25252439		7880473		24299887
(I) LEATHER GLOVES	DOZ	905476	3876023	3041645	11357061	457880	3499632	1442720	10704929
(II) APPAREL & CLOTHING	DOZ	118500	3949882	446804	13146962	100098	4151523	297728	12932146
(III) OTHER LEATHER MANUFACTUR	KG	158127	259034	456599	748417	121133	229317	376756	662812
16.HOUSE-HOLD EQUIPMENT	KG	824593	479824	2383028	1323524	794746	382514	2388165	1139427
17.SPORTS GOODS	--		4593756		12771610		3542074		11118690
(I) FOOT BALLS COMPLETE	DOZ	257135	2384025	700943	6100203	218856	1757805	642675	5406614
(II) GLOVES (SPORTS)	DOZ	285693	1002395	850747	2956176	98556	898836	327591	2948558
(III) OTHER	--		1207336		3715231		885434		2763518
18.SURGICAL GOODS,MEDICAL INSTRUMENTS AND APPLIANCES	NO	13930535	4955718	40843703	16051852	7228391	5558401	32258610	17428619
19.ONYX MANUFACTURED	KG	199578	66438	1027198	306460	94877	64755	233784	155243
20.HANDICRAFTS	--						166		563
21.TEXTILE PRODUCT & ARTICLE FOR TECHNICAL USE	KG	57715	51830	103373	94822	49100	41485	106969	89550
22.BOOKS AND PRINTED MATTERS	--		81922		197894		63869		208067
23.PIG IRON	MT	790	1538	890	6949				
24.PRECIOUS/SEMI-PRECIOUS STON	GM	542057	108739	1142753	211203	284489	59703	1103769	266445
25.JEWELLERY	--		29323		300019		201965		319095
26.ARTICLES OF PLASTIC	KG	1362323	470801	4698277	1496737	1574073	653420	4106925	1671611
27.FURNITURE	NO	93518	149281	236628	340939	9516	33322	24524	107320
28.PARTS OF FOOTWEAR	--		10504		27304		2689		30835
D.OTHERS	--		44006541		120209393		32923756		90104312

10.6 Imports by Selected Commodities in Dollars

(In Thousand Dollar)

Groups/commodities	Unit	September, 2021		Cuml, From July, 2021		September, 2020		Cuml, From July, 2020	
		Quantity	Value	Quantity	Value	Quantity	Value	Quantity	Value
GRAND TOTAL			***6563246***		***18715170***		***4296546***		***11286106***
A. FOOD GROUP			***596056***		***1593914***		***493073***		***1125064***
1.MILK AND CREAM	KG	2056506	3506	6947436	11458	3632806	6667	7846721	14945
2.WHEAT UNMILLED	MT	281036	82917	338036	99382	392245	92290	431593	101834
3.PULSES	KG	109962497	68756	333593489	223693	121543134	54673	274220142	135300
4.DRY FRUITS	KG	8056836	5613	15097619	10911	4807892	6018	10558109	14677
5.SUGAR REFINED	MT	57857	37668	157805	91500	28586	12344	30134	13194
6.TEA	KG	21298863	48019	68468666	151136	25728722	54015	65495185	141962
7.SPICES	KG	12763889	20523	45389640	69726	10718581	13983	41585643	49772
8.MILK FOOD FOR BABIES,INFT.,INVLD	KG	1148420	9786	2598001	22074	968620	7980	3170667	26206
9.BEVERAGES	LTR	594597	473	2410962	1618	677272	673	1377051	1325
10.PALM OIL	KG	283525057	314131	794469798	891155	347287222	226280	932520026	579008
11.SOYABEAN OIL	KG	4090000	4662	18101600	21260	27308800	18150	70758800	46841
B. MACHINERY GROUP			1410588		3930300		927896		2505487
1.POWER GENERATING MACH.	--		189923		529780		158372		424049
2.AGRICULTURE MACHINERY&IMPLEMENTS	--		12460		29572		7229		19446
3.CONSTRUCTION & MINING MACHINERY	--		17967		38626		14422		31289
4.TEXTILE MACHINERY	--		86821		232177		39170		95205
5.METAL WORKING MACHINERY	--		12031		31558		8686		31873
6.GEN INDUSTRIAL MACH & EQU/PARTS NS	--		148399		519682		128242		361736
7.OFFICE MACH.INCL.DATA PROS. EQUP	--		42240		140658		32379		95015
8.TELECOM & SOUND RECORDING EQUP	--		270109		635455		219058		587288
9.ELECTRICAL MACHINERY & APPARATUS	--		138825		488833		118516		321111
10.ROAD MOTOR VEHICLES	--		309667		857693		102450		302402
11.RAILWAY VEHICLES	--		922		2273		1138		1892
12.AIRCRAFTS,SHIPS AND BOATS	--		112324		204850		39266		86693
13.OTHER MACHINERY	--		68899		219142		58968		147487
C. PETROLEUM GROUP			1505834		4592947		805086		2328136
1.CRUDE PETROLEUM	MT	849278	436019	2445870	1254903	867346	248944	2414246	692731
2.PETROLEUM PRODUCTS	MT	1214105	636282	4254884	2175698	1211179	375698	3836539	1126080
3.GAS NATURAL & MANUFACTURED	--		433533		1162346		180444		509325
D. TEXTILE GROUP			211115		640030		152913		356694
1.SYNTHETIC AND REGENERATED FIBRE	KG	42854548	82021	133901956	244361	47090074	57194	124790856	142140
2.SYNTHETIC & ARTIFICIAL SILK YARN	KG	33993350	72174	111587787	226432	42961055	61616	95366713	140545
3.WORN CLOTHING	KG	77958566	34319	263162411	112582	34907861	15505	83551617	36573
4.ARTICLES OF APPAREL & CLOTHING	--		17028		44917		15947		29712
5.BAGS & SACKS OF TEX. MATERIALS	MT	88	119	351	379	40	45	444	225
6.JUTE	MT	5222	5453	10572	11358	3824	2607	10990	7498
E. AGRICULTURE/OTH. CHEMICAL GROUP			1207857		3422521		726820		1932019
1.ORGANIC CHEMICALS	--		213774		636402		170549		468505
2.INORGANIC CHEMICALS	--		61217		183899		42731		122192
3.DYEING TANNING & COLOUR MATERIAL	KG	14877181	44961	40340083	132837	17567149	46126	37543709	105839

Contd.

10.6 Imports by Selected Commodities in Dollars

(In Thousand Dollar)

Groups/commodities	Unit	September, 2021		Cuml, From July, 2021		September, 2020		Cuml, From July, 2020	
		Quantity	Value	Quantity	Value	Quantity	Value	Quantity	Value
4.MEDICINAL PRODUCTS	KG	2836871	458313	7308947	1148109	2115324	108035	5562943	279651
5.ESSENTIAL OIL, PERFUMES TOILT ETC	KG	7513737	27649	23078467	78942	6594008	24741	18155131	67281
6.FERTILIZER MANUFACTURED	MT	143908	75227	469435	255844	219488	66715	483365	149697
7.PLASTIC MATERIALS	KG	166345664	252921	494728184	754814	170491684	188400	511249983	518883
8.INSECTICIDES	KG	2726613	11983	7896356	37020	5247639	20282	10424601	46539
9.OTHER.CHEMICAL PRODUCTS	--		61811		194655		59241		173434
F. METAL GROUP			518113		1478489		400210		1053460
1.IRON ORES AND CONCENTRATES	MT	--	--	--	--	--	--	--	--
2.IRON AND STEEL SCRAP	MT	331003	191991	879708	500523	526326	180466	1413716	484906
3.NON FERROUS BASE METAL WASTE & SCR	MT	18289	15910	58778	49527	17270	13820	50324	37337
4.IRON AND STEEL	MT	344182	238922	978508	710022	274944	150602	659289	375140
5.ALUMINIUM WROUGHT & WORKED	--		19081		53500		12464		33227
6.MANUFACTURES OF METAL NES	--		52208		164917		42858		122849
G. MISCELLANEOUS ITEMS			703764		1954591		470482		1216899
1.FEEDING STUFF FOR ANIMALS	KG	34297797	14838	87489099	37865	27155588	8563	94731392	26677
2.HIDES,SKINS AND FURSKINS RAW	KG	351297	1917	1007090	5584	452990	1581	1396334	4568
3.OIL SEEDS & OLEAGINOUS FRUITS	KG	295597267	179899	834622139	510648	304671395	120332	826663391	319314
4.RUBBER CRUDE INCL.SYNTH/RECLAIMED	KG	33371126	22257	81422417	56295	15167807	22553	36585743	53874
5.WOOD & CORK	--		8643		28071		10414		22901
6.PULP AND WASTE PAPER	KG	44014711	24996	119740775	63832	40150648	11838	122630609	37687
7.FERTILIZER CRUDE	MT	29004	10428	82625	19444	11911	5064	23051	9299
8.CRUDE ANIMAL&VEGETABLE MATERIALS	KG	11537296	17984	29294585	46883	12569814	18230	37843461	45436
9.COAL, COKE & BRIQUETTES	MT	1511563	225802	4492889	620044	1700314	108611	3871171	249047
10.ANIMAL OILS AND FATS	KG	570600	444	1634243	1327	731498	346	1286064	836
11.ANIMAL/VEG, FAT OIL WAX ETC NES	KG	1827722	3018	4844403	7927	2752490	2388	7722716	5922
12.RUBBER TYRES & TUBES	NO	645718	27424	1534161	70336	609528	39793	1434872	96279
13.CORK/WOOD MFG.(EXCL FURNITURE)	KG	2423684	3928	6199969	12063	4603791	4017	16159843	10230
14.PAPER&PAPER BOARD & MANF. THEREOF	KG	41542333	43733	115789886	123194	31183085	32132	94768658	89434
15.CEMENT	MT	9593	371	18546	1093	16240	668	31258	1366
16.PREFABRICATED BUILDGS,SANITRY,PLG	--		8482		19954		4222		14095
17.FOOTWEAR	PAIR	1424087	4668	3836357	10438	682609	3160	1298996	6318
18.PROFESSIONAL,SCIENTFIC & CONTROL	--		52798		151192		48317		141157
19.PHOTO EQPT, OPTICAL GOODS N.E.S.	--		6387		17491		5073		12706
20.PRINTED MATTERS	--		15946		64303		1935		6488
21.ARTICLES N.E.S. OF PLASTICS	KG	4759444	10738	11800961	32059	2458833	7032	6589575	19136
22.BABY CARRIAGES, TOYS GAMES ETC.	--		4421		13245		4100		10862
23.OFFICE STATIONERY SUPPLY N.E.S	--		2740		8175		1052		2957
24.JEWELLERY OFGOLD/SILVERSMITH WEAR	--		2373		5155		587		5195
25.MUSICAL INSTRUMENTS AND PARTS	--		7226		20893		6582		21373
26.ARTICLES & MFG. OF CAVING ETC.	--		993		2776		837		2685
27.GOLD.NON-MENETART NOT ORE/CONCEN	GM	21499	1312	72616	4304	17816	1056	17816	1056
ALL OTHER ITEMS	--		409919		1102376		320065		768348

10.7 Imports by Selected Commodities in Rupees

(In Thousand Rupees)

Groups/commodities	Unit	September, 2021		Cuml, From July, 2021		September, 2020		Cuml, From July, 2020	
		Quantity	Value	Quantity	Value	Quantity	Value	Quantity	Value
GRAND TOTAL			***1102997550***		***3072047836***		***712600120***		***1881327211***
A. FOOD GROUP			***100171144***		***261877286***		***81778204***		***187436880***
1.MILK AND CREAM	KG	2056506	589127	6947436	1877294	3632806	1105820	7846721	2488942
2.WHEAT UNMILLED	MT	281036	13934712	338036	16636700	392245	15306746	431593	16907279
3.PULSES	KG	109962497	11554979	333593489	36576947	121543134	9067670	274220142	22546702
4.DRY FRUITS	KG	8056836	943374	15097619	1804759	4807892	998124	10558109	2445172
5.SUGAR REFINED	MT	57857	6330433	157805	15081757	28586	2047357	30134	2189508
6.TEA	KG	21298863	8069952	68468666	24806348	25728722	8958542	65495185	23671885
7.SPICES	KG	12763889	3449093	45389640	11406526	10718581	2319084	41585643	8299578
8.MILK FOOD FOR BABIES,INFT.,INVLD	KG	1148420	1644632	2598001	3630494	968620	1323546	3170667	4370610
9.BEVERAGES	LTR	594597	79505	2410962	264893	677272	111633	1377051	220686
10.PALM OIL	KG	283525057	52791830	794469798	146338721	347287222	37529403	932520026	96489900
11.SOYABEAN OIL	KG	4090000	783507	18101600	3452846	27308800	3010280	70758800	7806620
B. MACHINERY GROUP			237058736		645202729		153895428		417684368
1.POWER GENERATING MACH.	--		31917835		86946884		26266582		70678475
2.AGRICULTURE MACHINERY&IMPLEMENTS	--		2094068		4866971		1198954		3241756
3.CONSTRUCTION & MINING MACHINERY	--		3019418		6361568		2391890		5211410
4.TEXTILE MACHINERY	--		14590790		38148816		6496450		15862820
5.METAL WORKING MACHINERY	--		2021910		5184446		1440672		5317880
6.GEN INDUSTRIAL MACH & EQU/PARTS NS	--		24939505		84996501		21269454		60328143
7.OFFICE MACH.INCL.DATA PROS. EQUP	--		7098732		23060676		5370268		15846298
8.TELECOM & SOUND RECORDING EQUP	--		45393613		104638874		36331704		97920270
9.ELECTRICAL MACHINERY & APPARATUS	--		23330537		80017774		19656342		53525443
10.ROAD MOTOR VEHICLES	--		52041644		140870626		16991819		50423045
11.RAILWAY VEHICLES	--		154867		373075		188794		314666
12.AIRCRAFTS,SHIPS AND BOATS	--		18876874		33822710		6512475		14428071
13.OTHER MACHINERY	--		11578944		35913809		9780024		24586091
C. PETROLEUM GROUP			253065426		753676106		133526790		388241738
1.CRUDE PETROLEUM	MT	849278	73275859	2445870	205961359	867346	41288433	2414246	115522422
2.PETROLEUM PRODUCTS	MT	1214105	106931407	4254884	356636832	1211179	62311039	3836539	187788927
3.GAS NATURAL & MANUFACTURED	--		72858160		191077914		29927318		84930389
D. TEXTILE GROUP			35479317		104837227		25361280		59449774
1.SYNTHETIC AND REGENERATED FIBRE	KG	42854548	13784207	133901956	40008752	47090074	9485849	124790856	23695812
2.SYNTHETIC & ARTIFICIAL SILK YARN	KG	33993350	12129383	111587787	37053860	42961055	10219213	95366713	23424043
3.WORN CLOTHING	KG	77958566	5767612	263162411	18437101	34907861	2571488	83551617	6094213
4.ARTICLES OF APPAREL & CLOTHING	--		2861755		7396257		2644866		4947295
5.BAGS & SACKS OF TEX. MATERIALS	MT	88	20012	351	62013	40	7518	444	37639
6.JUTE	MT	5222	916347	10572	1879245	3824	432347	10990	1250772
E. AGRICULTURE/OTH. CHEMICAL GROUP			202988457		561951405		120546205		322048550
1.ORGANIC CHEMICALS	--		35926191		104260702		28286161		78100256
2.INORGANIC CHEMICALS	--		10287990		30163206		7087122		20369682

Contd.

10.7 Imports by Selected Commodities in Rupees

(In Thousand Rupees)

Groups/commodities	Unit	September, 2021		Cuml, From July, 2021		September, 2020		Cuml, From July, 2020	
		Quantity	Value	Quantity	Value	Quantity	Value	Quantity	Value
3.DYEING TANNING & COLOUR MATERIAL	KG	14877181	7556027	40340083	21766803	17567149	7650256	37543709	17635926
4.MEDICINAL PRODUCTS	KG	2836871	77022500	7308947	189163597	2115324	17918097	5562943	46614710
5.ESSENTIAL OIL, PERFUMES TOILT ETC	KG	7513737	4646588	23078467	12935161	6594008	4103424	18155131	11216491
6.FERTILIZER MANUFACTURED	MT	143908	12642383	469435	41890627	219488	11064895	483365	24939306
7.PLASTIC MATERIALS	KG	166345664	42505149	494728184	123803760	170491684	31246881	511249983	86505054
8.INSECTICIDES	KG	2726613	2013831	7896356	6066903	5247639	3363925	10424601	7751598
9.OTHER.CHEMICAL PRODUCTS	--		10387798		31900645		9825445		28915527
F. METAL GROUP			87072444		242555357		66376543		175569783
1.IRON ORES AND CONCENTRATES	MT	--	--	--	--	--	--	--	--
2.IRON AND STEEL SCRAP	MT	331003	32265443	879708	82295021	526326	29931099	1413716	80835224
3.NON FERROUS BASE METAL WASTE & SCR	MT	18289	2673774	58778	8110072	17270	2292073	50324	6224979
4.IRON AND STEEL	MT	344182	40152514	978508	116403392	274944	24977955	659289	62497958
5.ALUMINIUM WROUGHT & WORKED	--		3206749		8776451		2067249		5537451
6.MANUFACTURES OF METAL NES	--		8773964		26970422		7108169		20474170
G. MISCELLANEOUS ITEMS			118272337		320926428		78031472		202829249
1.FEEDING STUFF FOR ANIMALS	KG	34297797	2493568	87489099	6199443	27155588	1420245	94731392	4449209
2.HIDES,SKINS AND FURSKINS RAW	KG	351297	322239	1007090	915590	452990	262157	1396334	761414
3.OIL SEEDS & OLEAGINOUS FRUITS	KG	295597267	30233251	834622139	83915987	304671395	19957589	826663391	53223111
4.RUBBER CRUDE INCL.SYNTH/RECLAIMED	KG	33371126	3740387	81422417	9250706	15167807	3740503	36585743	8977264
5.WOOD & CORK	--		1452498		4597836		1727194		3815565
6.PULP AND WASTE PAPER	KG	44014711	4200711	119740775	10493868	40150648	1963437	122630609	6283758
7.FERTILIZER CRUDE	MT	29004	1752480	82625	3198012	11911	839844	23051	1548270
8.CRUDE ANIMAL&VEGETABLE MATERIALS	KG	11537296	3022375	29294585	7715741	12569814	3023554	37843461	7575797
9.COAL, COKE & BRIQUETTES	MT	1511563	37947462	4492889	101772008	1700314	18013610	3871171	41494902
10.ANIMAL OILS AND FATS	KG	570600	74630	1634243	218002	731498	57374	1286064	139287
11.ANIMAL/VEG, FAT OIL WAX ETC NES	KG	1827722	507193	4844403	1300757	2752490	396021	7722716	986773
12.RUBBER TYRES & TUBES	NO	645718	4608788	1534161	11555280	609528	6599759	1434872	16047321
13.CORK/WOOD MFG.(EXCL FURNITURE)	KG	2423684	660167	6199969	1972226	4603791	666259	16159843	1705241
14.PAPER&PAPER BOARD & MANF. THEREOF	KG	41542333	7349633	115789886	20208775	31183085	5329174	94768658	14906682
15.CEMENT	MT	9593	62281	18546	178664	16240	110776	31258	227192
16.PREFABRICATED BUILDGS,SANITRY,PLG	--		1425382		3282073		700316		2349354
17.FOOTWEAR	PAIR	1424087	784466	3836357	1718724	682609	524019	1298996	1051973
18.PROFESSIONAL,SCIENTFIC & CONTROL	--		8873063		24807407		8013521		23535084
19.PHOTO EQPT, OPTICAL GOODS N.E.S.	--		1073334		2870861		841322		2118172
20.PRINTED MATTERS	--		2679810		10555041		321028		1082502
21.ARTICLES N.E.S. OF PLASTICS	KG	4759444	1804575	11800961	5253003	2458833	1166296	6589575	3190392
22.BABY CARRIAGES, TOYS GAMES ETC.	--		742999		2170062		680019		1810572
23.OFFICE STATIONERY SUPPLY N.E.S	--		460474		1340821		174554		492728
24.JEWELLERY OFGOLD/SILVERSMITH WEAR	--		398771		849456		97421		869694
25.MUSICAL INSTRUMENTS AND PARTS	--		1214447		3424090		1091621		3564052
26.ARTICLES & MFG. OF CAVING ETC.	--		166901		453918		138754		447839
27.GOLD.NON-MENETART NOT ORE/CONCEN	GM	21499	220453	72616	708076	17816	175103	17816	175103
ALL OTHER ITEMS	--		68889689		181021299		53084198		128066868

10.8 Exports by Economic Categories (Summary)

(Million Rupees)

Year/Month	Total	Primary Commodities	Semi-manufactured Goods	Manufactured Goods
2016-17	2,138,185.6	331,040.1	246,319.2	1,560,826.3
2017-18	2,555,043.3	454,350.7	307,567.4	1,793,125.2
2018-19	3,128,229.7	567,875.9	307,322.3	2,253,031.6
2019-20	3,369,782.0	629,112.2	283,212.5	2,457,457.2
2020-21	4,041,926.9	629,971.2	284,605.6	3,127,350.1
2020 Sep	313,019.0	37,900.5	18,187.6	256,931.0
Oct	342,063.0	47,164.0	20,003.6	274,895.4
Nov	345,639.5	56,853.6	22,856.1	265,929.9
Dec	378,776.5	73,928.1	25,956.8	278,891.6
2021 Jan	343,532.8	58,998.6	23,501.0	261,033.3
Feb	329,033.3	61,707.2	29,101.4	238,224.7
Mar	368,924.9	66,089.5	29,118.1	273,717.3
Apr	339,498.4	54,749.0	27,464.7	257,284.8
May	256,104.8	31,615.2	20,601.2	203,888.4
Jun	426,079.6	64,895.5	30,359.5	330,824.7
Jul	373,412.3	53,601.0	24,648.7	295,162.6
Aug	368,813.6	45,998.8	27,888.6	294,926.2
Sep	404,847.0	57,031.7	27,286.4	320,528.9

Note: Total may not tally due to rounding of figures.

* : Provisional

EXPORTS BY ECONOMIC CATEGORIES (SUMMARY)

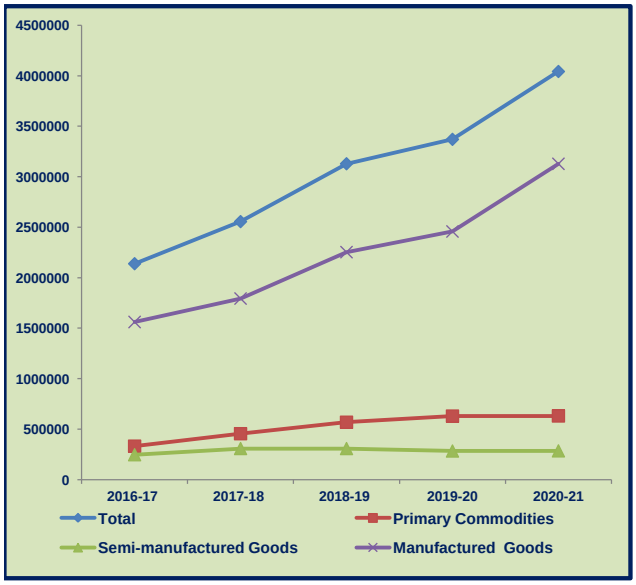

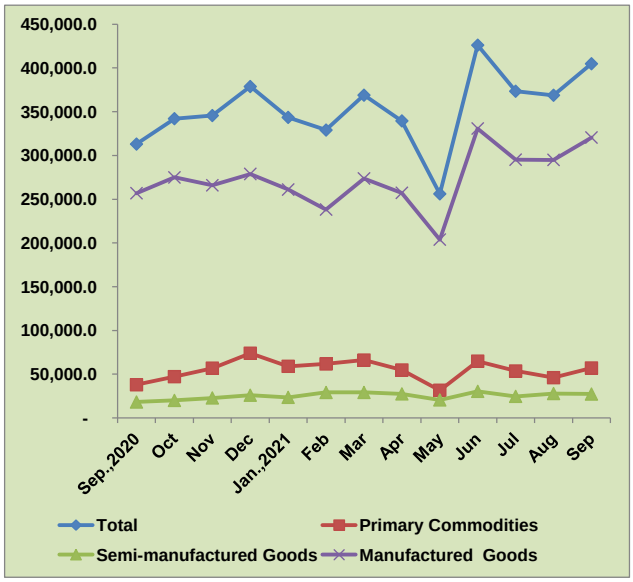

10.9 Export by Economic Categories (Details)

(In Thousand Rupees)

Commodities	Sept., 2021	Cuml. From July, 2021	Sept., 2020	Cuml. From July,2020
GRAND TOTAL	***404,846,980***	***1,147,072,934***	***313,019,014***	***912,273,889***
A. PRIMARY COMMODITIES:	57,031,682	156,631,463	37,900,472	113,970,612
RAW COTTON (INCLUDING LINTER & WASTE)	230,561	603,276	248,573	639,240
RAW WOOL (INCLUDING ANIMAL HAIR)	56,758	212,411	16,166	52,108
FISH	5,275,077	9,121,958	6,200,114	13,001,681
RICE	24,020,891	69,382,656	18,606,748	60,049,001
HIDES & SKINS (INCLUDING FUR SKINS)	10,676	32,986	6,692	18,190
FRUITS & VEGETABLES	5,975,117	25,059,139	6,330,516	20,260,420
SPICES	1,588,879	3,812,911	990,427	3,318,011
TOBACCO UN-MANUFACTURED	92,114	355,099	120,364	342,800
OTHER PRIMARY COMMODITIES	19,781,610	48,051,028	5,380,871	16,289,161
B. SEMI-MANUFACTURES:	27,286,433	79,823,781	18,187,580	55,643,278
COTTON YARN	16,003,624	47,334,453	9,178,162	28,430,043
LEATHER	2,653,968	7,273,720	1,853,513	5,173,330
MOLASSES	845	1,442	1,690	4,556
OIL CAKES	237,149	1,204,119	510,007	1,347,412
AGAR, AGAR DUST & WOOD	546	855		
HENNA LEAVES & POWDER	18,474	69,939	38,461	100,054
OTHER SEMI MANUFACTURES	8,371,827	23,939,253	6,605,747	20,587,884
C. MANUFACTURED GOODS:	320,528,864	910,617,691	256,930,962	742,659,999
COTTON THREAD	93,920	218,011	66,075	178,336
COTTON FABRICS WOVEN	31,782,655	91,086,690	26,785,372	75,840,768
TEXTILE FABRICS (OTHER THAN COTTON FABS)	6,690,991	18,010,276	4,155,846	13,097,512
WOOLLEN CARPETS	1,099,706	2,895,073	723,084	2,453,526
TAPESTRIES				
MANUFACTURE OF LEATHER	8,969,055	27,908,433	8,723,125	27,096,639
FOOTWEAR	1,974,341	6,311,811	1,956,333	5,575,418
SPORTS GOODS (EXCLUDING INDOOR GAMES)	3,354,701	8,868,651	2,292,214	6,954,741
TOBACCO MANUFACTURED	523,917	1,303,410	554,044	1,383,204
MEDICAL INSTRUMENT N.E.S.	26,544	61,213	9,271	42,585
FRUIT & VEGETABLE PREPARATIONS	899,098	2,546,011	1,098,980	2,793,796
FISH PREPARATIONS	104,460	287,667	23,981	54,723
CEREAL PREPARATIONS	1,360,260	2,935,472	938,078	2,085,718
GUAR PRODUCTS	452,541	1,329,982	384,571	1,386,214
FLOUR & MEAL OF OIL SEEDS		3,370	3,665	8,456
FISH MEAL & MEAT MEAL	119,627	536,592	191,865	420,677
PETROLEUM PRODUCTS	214,033	444,157	2,640,352	4,959,712
CHEMICAL & CHEMICAL PREPARATIONS	21,737,428	60,051,173	13,896,806	37,614,711
MACHINERY & TRANSPORT EQUIPMENT	2,606,565	8,807,949	3,147,044	8,020,939
ARTICLES OF APPAREL AND CLOTHING ACCESSORIES (INCLUDING HOSIERY)	111,658,769	328,727,551	86,378,817	260,548,813
OTHER MANUFACTURED GOODS	126,860,252	348,284,195	102,961,441	292,143,508

10.10 Imports by Economic Categories (Summary)

(Million rupees)

Year/Month		Total	Consumer goods	Raw material		Capital goods
				Consumer goods	Capital goods	
2016-17		5,539,720.6	981,732.9	2,199,168.9	470,890.9	1,887,927.9
2017-18		6,694,896.7	1,070,539.0	2,878,787.6	660,986.3	2,084,584.0
2018-19		7,443,253.3	1,331,779.5	3,301,354.3	747,761.1	2,062,358.3
2019-20		7,029,819.0	1,277,412.5	2,978,352.0	757,354.8	2,016,699.6
2020-21		8,982,441.3	1,659,015.2	3,844,594.0	980,838.0	2,497,994.2
2020	Sep	712,600.1	135,680.9	306,403.5	82,889.8	187,626.0
	Oct	633,217.8	150,493.0	256,670.0	77,941.0	148,113.8
	Nov	683,354.2	136,923.6	283,763.8	73,915.2	188,751.6
	Dec	798,227.8	166,449.7	326,174.1	89,217.8	216,386.2
2021	Jan	769,235.1	137,464.4	324,235.8	83,690.7	223,844.2
	Feb	732,174.1	128,170.0	307,334.7	76,133.7	220,535.7
	Mar	878,601.5	157,049.8	362,848.1	94,735.4	263,968.1
	Apr	802,442.5	127,420.7	380,752.3	86,278.6	207,991.0
	May	811,947.4	140,574.4	357,059.2	85,704.0	228,609.8
	Jun	991,913.6	172,971.5	431,840.2	98,648.2	288,453.8
	Jul	889,781.8	156,465.7	405,575.1	87,986.9	239,754.2
	Aug	1,079,268.5	234,154.2	476,634.7	100,900.2	267,579.3
	Sep	1,102,997.6	233,038.8	482,962.8	110,887.9	276,108.1

Note: Total may not tally due to rouding of figures.
* : Provisional

IMPORTS BY ECONOMIC CATEGORIES (SUMMARY)

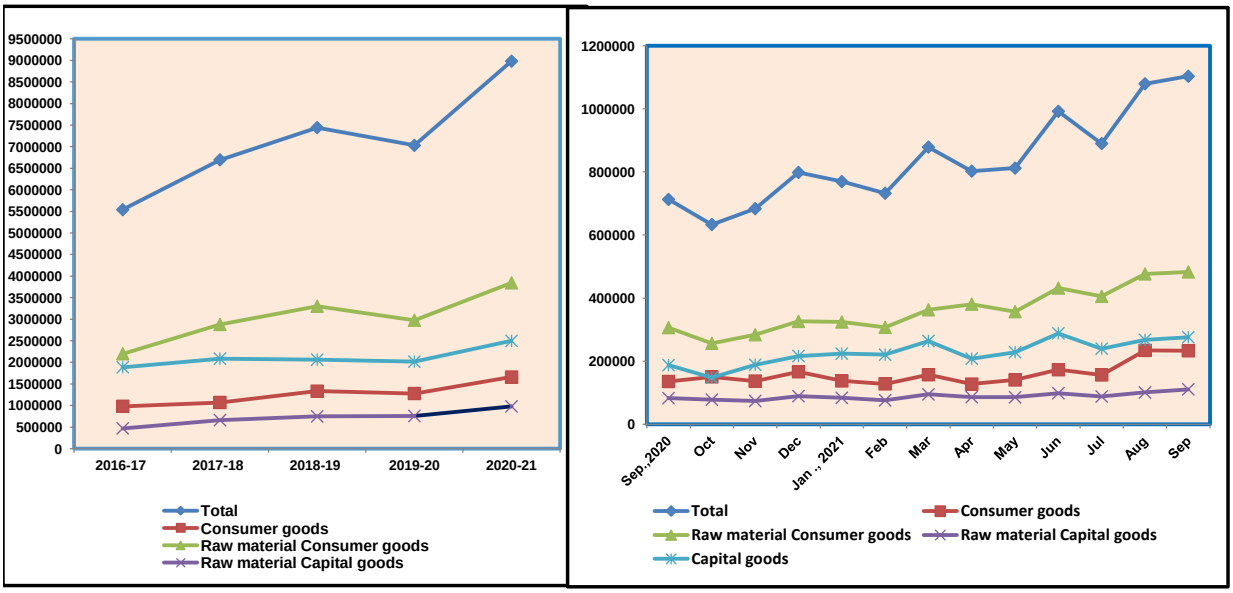

10.11 Imports by Economic Categories (Detail)

(In Thousand Rupees)

	Items	Sept., 2021	From July, 2021	Sept., 2020	From July, 2020
	GRAND TOTAL	***1102997550***	***3072047836***	***712600120****	***1881327211***
	1. CONSUMER GOODS TOTAL	***233038786***	***623658685***	***135680851****	***341497314***
10121	HORSES		16871		6193
10410	SHEEP LIVE		177		
10511	FOWLS OF SPECIES WT UPTO 185G	415875	968977	253927	673858
10513	DUCKS, WEIGHT UPTO 185 GRAM		248		
10594	OTH FOWLS OF THE SPE (CHICKEN)	1450	5411	2114	2796
20130	MEAT OF BOV ANIM F/CH BON LESS	10053	25470	4620	11016
20220	OTH CUTS WITH BONE IN,BOV FROZ		652		
20230	MEAT BOV ANIMAL FROZE BONELESS	36929	55442	24470	46031
20610	EDIBLE OFFAL OF BOV ANIMAL F/C		33024		
20622	LIVERS OF BOV ANIMALS FROZEN			6163	14523
20629	O, EDIBLE OFFAL BOV ANI FROZEN	10852	11796		
20714	CUTS & OFFAL OF FOWLS FROZEN		3595	319	2023
20726	CUT & OFFAL OF TURKEY FR/CHILL	23	282		
20744	OTH DUCK MEAT FRESH/CHILLED	298	298		
30111	ORNAMENTAL FISH	471	1238	493	709
30119	OTHER ORNAMENTAL FISH	326	326		
30199	OTHER LIVE FISH	2363	3638	2332	3336
30214	ATLANTIC SALMON F/CH EX.FILLET	9213	24810	5984	14167
30219	OTH SALMO FISH,EXCL LIVER F/CH				209
30221	HALIBUT FLAT FISH.F/C.EX.LIVER		39		
30451	OTH FILLETS OF TILAPIAS.FRE/CH	29050	40111	5671	11544
30462	FROZE FILLET/MEAT.CATFISH FISH	13073	18798	17195	17195
30541	SMOKED FISH/FILLET.NOT EDIBLE	377	1253	26	26
30612	LOBSTERS FIT FOR HUMAN.FROZEN		247		
30743	CUTTLE FISH & SQUID FROZEN	1681	1681		
40110	MILK&CREAM OF A FAT UPTO 1%	2229	2229	9330	9330
40120	MILK & CREAM OF A FAT 1% TO 6%		2709		5634
40150	MILK & CREAM.FAT-EXCEEDING-10%				4436
40210	MILK&CREAM IN POWDER FAT 1.5%	175832	862401	823759	1770871
40221	MILK&CREAM IN POWDER>1.5% FAT	27269	67737	8472	30452
40229	OTH,MILK&CREAM IN POWDER>1.5%	203	14605		589
40291	OTH MILK/CREAM NOT SOLID/SWEET	5190	5190		
40299	OTH MILK/CREAM SOLID,SWEETEND			829	966
40310	YOGURT	280	3762		78
40410	WHEY AND MODIFIED WHEY CON SUG	309433	725524	164260	484148
40490	OTH PRODUCT CONSIST NATUR MILK	33095	90609	76698	159967
40510	BUTTER	27128	37363	13287	18855
40520	DAIRY SPREADS	3526	9885	5671	11631
40590	OTH FATS&OIL DERIVED FR MILK	7746	7838		
40610	FRESH CHEESE INCL WHEY,CURD	7339	36825	1586	12626
40620	GRATED OR POWDER CHEESE	15245	21962	1556	66611
40630	PROCESSED CHEESE NOT GRATED	36593	123380	63063	183905
40690	OTHER CHEESE			4092	7141
40711	FERTILIZED EGGS FOR INCUBATION	16048	26281		75210
40719	FERTILIZED EGGS OF OTHER BIRDS	308	308	1707	1707
40790	OTH BIRD EGG IN SHELL FR/COKED		618		
40811	EGG YOLKS,DRIED	4714	4714		4829
40891	OTH BIRDS,EGG,NOT IN SHELL DRY			5944	5944
40900	NATURAL HONEY	34601	50680	41824	62241
70110	POTATO SEEDS				614
70190	POTATOES,FRESH OR CHILLED	28037	50734	21288	419693
70200	TOMATOES,FRESH OR CHILLED	2633697	4640918	2842799	4968805
70310	ONIONS AND SHALLOTS	1070172	1229491	805916	890580
70320	GARLIC	1807718	2473764	3428395	8231892
70490	OTH;EDIBLE BRASSICAS,FRESH/CHI				76046
70511	CABBAGE LETTUCE(H-LETUC)SALAD		8467	1251	28547
70529	OTHER; CHICORY ROOTS				210
70610	CARROTS AND TURNIPS	779	1130	5871	7304

Contd.

10.11 Imports by Economic Categories (Detail)

(In Thousand Rupees)

Items		Sept., 2021	From July, 2021	Sept., 2020	From July, 2020
70700	CUCUMBERS&GHERKINS,FRESH/CHL	490524	1796184	525640	2063464
70960	FRUIT OF GENUS CAPSICUM F/CHLL	1172	4236	9312	10848
70993	OTH PUMPKINS SQUASH&GOURDS F/C			383	383
70999	OTH VEGETABLES FRESH/CHILLED	10024	15257	75616	86187
71010	POTATO, FROZEN.	1724	7438	168	2311
71021	PEAS(PISUM SATIVUM),FROZEN		2050	1598	6495
71022	BEANS FROZEN			178	178
71030	SPINACH,NEWEALAND SPINACH FROZ			63	63
71040	SWEET CORN, FROZEN	17396	22626	10562	14372
71080	OTHER VEGETABLES,FROZEN	279	2285	1523	3552
71090	MIXTURE OF VEGETABLES,FROZEN		3496	3	4900
71120	OLIVES PROVISIONALLY PRESERVED				967
71140	CUCUMBERS & GHERKINS PRESERVED				43
71151	MUSHROOMS OF GENUS AGARICUS			537	537
71190	OTH VEGETABLES, PRESERVED				85
71220	ONION; WHOLE DRIED,CUT	20455	56010	1486	33609
71231	MUSHROOM GENUS AGARICUS DRIED		821		
71239	OTH TRUFFLE DRYCUT WHOLE SLIC	6710	37369	13690	34741
71290	OTH VEGETABLE MIXTURE DRIED	23886	51131	5121	36670
71310	PEAS DRIED SHELLED	6908804	20508468	4914191	8323356
71320	CHICK PEAS DRIED SHELLED	642139	2266405	183052	2998666
71331	BEANS OF SPECIES VIGNA MUNGO	10625	19833	31067	102963
71333	KIDNEY BEANS,INCL WHITE BENAS	968932	2919800	1696766	4466785
71339	OTHER BEANS	92684	179927	709347	1477394
71340	LENTILES	2297708	6443584	573619	2585401
71350	BROAD BEANS & HORSE BEAN		3784		7817
71390	OTH DRIED LEGUMINOUS VEGETABLE	634088	4235146	959627	2584320
71430	YAMS FRESH,CHILLED,FROZEN/DRIE			206	206
80111	DESICCATED, COCONUTS	184197	342384	70577	282930
80112	COCONUT IN THE INNER SHELL	59139	132830	52897	141533
80132	CASHEW NUT SHELLED	44320	113810	92265	175303
80211	ALMOND IN SHELL	31559	122533	163867	595760
80212	ALMOND,SHELLED (GIRI).		7282	122572	332758
80231	WALNUTS IN SHELL(AKHROTE)	28929	103323	48312	145482
80232	WAL NUTS SHELLED(AKHROTE)	7473	9767	3503	4224
80251	PISTACHIO IN SHELL	178250	299659	51630	122947
80252	PISTACHIO SHELLED	947	4660		979
80280	ARECA(BETAL NUTS)	48151	73791		31
80290	OTHER EDIBLE NUTS	10461	14931		857
80410	DATES	291716	352848	231149	253315
80420	FIGS	67793	129625	10909	13914
80430	PINEAPPLES		52		
80510	ORANGES		398		
80540	GRAPEFRUIT,INCLUDING POMELOS		122		
80590	OTH CITRUS FRUITS FRESH/DRIED.			20301	59246
80610	GRAPES, FRESH	3018740	5476213	4146779	5429785
80620	GRAPES, DRIED	325849	478447	133398	200427
80711	WATERMELONS	27142	89277	57525	231269
80719	OTHER MELONS	188616	549888	101280	356659
80810	APPLE, FRESH	132237	158250	3192	32942
80830	PEARS FRESH		951		
80910	APRICORTS;FRESH(KHUBANI)		340291		1705757
80940	PLUMS AND SLOES	2182	4520	14112	14860
81020	RASBERRY,BLACKBERRY,ETC FRESH		302		
81090	OTHER FRESH FRUITS	584331	587742	249281	249413
81120	RASBERRY,BL.BERRY MULBERRY FRZ	6498	10234	2837	3784
81290	OTH FRUIT/NUTS PRESERVED PROVI		3074		
81310	APRICOTS DRIED	86104	177751	44020	114902
81320	PRUNES DRIED	72626	142666	46619	95103
81330	APPLES DRIED	3965	3965	3944	7735
81340	OTHER DRIED FRUITS	36946	122549	139463	334587
81350	MIXTURE OF NUTS,DRIED FRUITS			137622	300162

Contd.

10.11 Imports by Economic Categories (Detail)

(In Thousand Rupees)

Items		Sept., 2021	From July, 2021	Sept., 2020	From July, 2020
90111	COFFEE NOT ROAST,NOT DECAFEINE			1969	1969
90121	COFFEE,ROAST,NOT DECAFFEINATED	11893	19561	2100	6701
90122	COFFEE ROASTED,DECAFFEINATED		637	213	213
90190	OTH COFFEE HUSKS/SKIN/COFE SUB	19	19		
90210	GREEN TEA PACK < 3 KG		6056	60	19700
90220	OTHER GREEN TEA(NOT FERMENTED)	286963	715464	253026	619877
90230	BLACK TEA & PARTLY FERMENT TEA	314	692	529	771
90240	OTH BLACK TEA,OTH PARTLY F.TEA	7782675	24084136	8704927	23031537
90411	PEPPER,NEITHER CRUSH NOR GROND	611827	2438051	315519	1120444
90412	PEPPER CRUSHED OR GROUND	6	334		
90421	FRUIT OF GENUS CAPSICUM DRIED	3191	26569	68621	295220
90422	FRUIT OF GENUS CRUCHED/GROUND	64447	169575	18036	68479
90611	CINNAMON NOT CRUSHED OR GROUND	3557	3664	2556	8625
90619	OTHER CINNAMON	111840	315565	129010	408295
90710	CLOVES NEITHER CRUSHED/GROUND	53557	305553	141974	429038
90811	NUTMEG NEITHER CRUSHED/GROUND	22442	80025	2662	34825
90821	MACE NEITHER CRUSHED/GROUND	41327	81331	14362	27989
90831	CARDAMOMS NITHER CRUSHED/GRO	232940	1293509	211408	575198
90832	CARDAMOMS CRUSHED & GROUND	14718	21449		11503
90921	SEEDS-CORIANDER NITHER CRU/GRO	181607	601039	92446	381651
90922	SEEDS-CORIANDER CRUSHED/GROUND				229
90931	SEEDS OF CUMIN (WHITE ZEERA)	42105	341761	105679	1034721
90961	CARAWAY,ANISE,FENL,JUNI.N-CR/G	70994	107113	65622	152345
91011	GINGER NEITHE CRUSHED/GROUND	1910484	5425714	1095692	3584015
91012	GINGER. CRUSHED OR GROUND	12882	42476		372
91091	MIXTU OF PROD H-09.04 TO 09.10	29145	91659	43083	118428
91099	OTHER SPICES	42025	61139	12415	48201
100111	DURUM WHEAT SEED			758	758
100119	DURUM WHEAT	5288600	5288600	15124562	16725095
100199	OTHER DURUM WHEAT & MESLIN	8646112	11348100	182184	182184
100310	BARLEY SEED				1565
100390	OTHER BARLEY	47018	136349	17058	62650
100410	OATS SEED			9557	24351
100490	OTHER OATS	1237	2099	11165	45643
100510	SEED, MAIZE	230365	1422757		371520
100590	OTHER MAIZE (CORN)	4552	9755	6186	6440
100610	RICE IN HUSK (PADDY OR ROUGH)		200		40720
100630	SEMI/WHOLLY MILLED RICE/POLIS				109
100640	BROKEN RICE			1302	1302
100790	OTHER GRAIN SORGHUM(JAWAR)		4217		28306
100810	BUCK WHEAT				911
100821	MILLET (BAJRA)	744	20464	2850	7848
100829	OTHER MILLET (BAJRA)		1068		3107
100830	CANARY SEED		16405	8562	8562
100850	QUINOA				513
100890	OTHER CEREALS		722		2547
110100	WHEAT OR MESLIN FLOUR	409	409	1274	1274
110220	MAIZE (CORN) FLOUR				70
110290	OTHER CEREAL FLOUR		735	1059	1059
110313	GROATS&MEAL OF MAIZE (CORN)		6090	2783	5586
110320	PELLETS OF OTHER CEREALS				1382
110412	ROLLED OR FLAKED, OATS.	14845	29249	6859	17133
110510	FLOUR,MEAL&POWDER OF POTATOES	44838	112195	28833	121971
110520	FLAKE,GRANULE/PELLETS POTATOES	31749	87381	596	19115
110630	FLOUR,MEAL POWDER PRD CHAPT-8	1429	1429	673	673
110710	MALT NOT ROASTED	40695	138319	24710	24710
110720	MALT ROASTED	578	578		
121020	HOP CONES,GROUND POWDER PELLET	3872	3872		1093
121229	OTHER SEAWEDS& OTHER ALGAE	2681	7995	1771	8655
130120	GUM ARABIC	38805	143152	1138	8180
160232	OTH PREP/PRESV MEAT OF FOWLS	23074	44227	17410	34384
160239	OTH PREP/PRESV,MEAT OTH POLTRY	617	11819	12405	25622

Contd.

10.11 Imports by Economic Categories (Detail)

(In Thousand Rupees)

Items		Sept., 2021	From July, 2021	Sept., 2020	From July, 2020
160250	OTH PREP/PRES MEAT BOVIN ANIML	618	4013	2754	3221
160414	TUNAS,SKIPJACK,BONITO,WHOLE/PC			661	2002
160419	OTH FISH,WHOLE/PIECE NOT MINCE	5269	10297	5031	14850
160420	OTH FISH PREPARED PRESERVED		5	4382	4382
170113	GUR (JAGGERY)N-CON FLAVOUR/COL		178		
170199	OTH CANE/BEET SUGAR PURE SUC	6330433	15085131	2047357	2189508
170211	LACTOSE & LACTOSE SYRUP WT 99%	498116	1169313	175200	752974
170219	OTH,LACTOSE AND LACTOSE SYRUP	5379	41954	93	347
170220	MAPLE SUGAR AND MAPLE SYRUP	19	19		
170230	GLUS SYP,DRY STAT FRVCT <20%	164490	433526	68338	190444
170240	GLUCOSE/GLUCOSE SYRUP<20% FRUC	513	513		
170250	CHEMICALLY PURE FRUCTOSE		250		871
170260	OTH FRUCTOS SYP,50% WT OF FRAC	4510	4820	262	2571
170290	OTH SUGAR INCL INVERT SUGAR	52713	210176	56114	157327
170390	OTH MOLASSES,FROM REFINING SUG		8		
170410	CHEWING GUM,WH/NOT SUGA COATED	6282	8242		13174
170490	OTH SUGAR CONFECT NOT CON COCA	40039	143134	32774	120226
180310	COCOA PASTE,NOT DEFATTED(LICOR	26023	63079	52760	81788
180400	COCOA,BUTTER,FAT AND OIL	89971	197419	40347	204040
180500	COCOA POWDER,NOT CON ADDED SUG	191905	741341	243749	672263
180610	COCOA POWDER,CON ADDED SUGAR		1544	24	326
180620	OTH PREPA WT2KG,PAS,BLOCK SLAB	176085	768624	91355	204691
180631	OTH FOOD PREP COCOA BARS FILD		147		
180632	OTH FOOD PREP COC BAR NOT FILD	207	1141		
180690	OTH,FOOD PREP CONT COCOA LIQUD	165000	335359	30031	139159
190110	FOOD PREP FOR INFANT USE	1644632	3630494	1323546	4370610
190120	MIXES&DOUGHS FOR PREP BAKER	22255	91577	22792	56675
190190	OTH FOOD PREP OF FLOUR,MEAL	569358	1255441	688460	1595051
190219	OTHER,UNCOOKED PASTA.	26565	58589	7107	13353
190230	OTHER PASTA	3158	27254	8824	20937
190300	TAPIOCA&SUBSTI PRE FRM STARCH	7711	23422	174	26042
190410	PREP FOOD,SWLL/ROAS OF CEREALS	15532	122084	16156	113756
190490	OTH PREP FOOD OBTAIN BY CEREAL	29706	73741	42353	134646
190520	GINGER BREAD AND THE LIKE.		303		
190531	SWEET BISCUTS	2445	6816	137	9630
190532	WAFFELS AND WAFERS	6455	37028	14664	35705
190540	RUSK,TOASTED BREAD & PRODUCTS	11344	20667	4367	5773
190590	OTHER BACKERY PRODUCTS	63787	176592	41897	144158
200110	CUCUMBER,GHERKINS PREP/PRESERV		2291	722	1642
200190	OTH VEG FRUIT,NUT,PRES VIN/ACE	6630	27584	6138	21570
200290	OTH,TOMATO/PRE/PRS O/TH VINGER	64309	278084	17960	39799
200310	MUSHROOM,PREP/PRSV O/TH VINHER	25486	50157	5278	40284
200390	OTH MUSHROOM&TRUFFLE PREPARED	3106	7022		2666
200410	POTATO,PREP/PRSV,O/TH VINGERS	87583	248900	106355	212774
200490	OTH VEG MIX/VEG PREP O/TH VING				16207
200520	POTATO PREP O/TH VING NOT FROZ	4670	4670	6400	8164
200540	PEAS PREP O/TH VINGER NOT FROZ	343	689	142	1253
200551	BEAN SHELD PREP O/TH VING N/FZ	757	1844	198	1068
200559	OTH BEAN PREP O/TH VING NOT FZ	1176	2714		
200570	OLIVES PREP O/TH VING NOT FROZ	29219	100224	40685	100917
200580	SWEET CORN,PREP/PRESV NOT FROZ	11884	29109	8839	18753
200591	OTH VEGETABLES& MIXTURE OF VEG		327	22	45
200599	OTH VEGE PREPARED OR PRESERVED	388	8378	5617	18000
200600	VEG,FRUIT,NUTS,PEEL PRE BY SUG			51	244
200710	HOMOGENENISED PREPARATIONS		181		94
200799	OTH JAM,FRUIT,JELLY,MARMALADE	34265	67887	41206	88652
200811	GROUND NUTS,PREP/PRESERVED		1240		
200819	OTH NUTS/SEED INCL MIXTURES	3477	58838	17871	60675
200820	PINEAPPLES,PREPARED/PRESERVED	31958	176518	28009	159816
200830	CITRUS FRUIT,PREPARE/PRESERVED		2867	451	26713
200840	PEARS,PREPARED OR PRESERVED	1236	1236		
200860	CHERRIES,PREPARED OR PRESERVED	4314	9916	787	1982

Contd.

10.11 Imports by Economic Categories (Detail)

(In Thousand Rupees)

Items		Sept., 2021	From July, 2021	Sept., 2020	From July, 2020
200870	PEACHES,PRPARED OR PRESERVED	623	623	4286	6577
200880	STRAWBERRIES,PREPARE/PRESERVED	265	1605	6013	8781
200897	MIXTURES OF FRUITS,NUTS&PLANTS	68280	227243	48727	184158
200899	OTH FRUITS,NUT/EDIBLE PLANTS	1066	9651	1704	16947
200911	ORANGE JUICE,FROZEN			6011	6011
200919	OTHER ORANG JUICE	2622	4373		2427
200939	OTH JUICE OF ANY CITRUS FRUIT		9512	94	94
200949	OTHER PINEAPPLE JUICE	336	4644	28025	28486
200969	OTHER GRAPE JUICE	590	43516		56406
200979	OTHER APPLE JUICE	566	566		
200989	OTHER JUICE OF FRUIT/VEGETABLE	447	21036	15343	48103
200990	MIXTURES OF JUICES	317	514	773	8009
210111	EXTRACT,ESSENCE/CONC COFEE/PRE	108287	271605	81841	317882
210112	PREP WITH A BASIS OF EXTRA/COF		560		
210120	EXTACT,ESSENCE ETC OF TEA MATE	8192	9148	12	4287
210210	ACTIVE YEASTS	150033	367623	71597	261400
210220	INACTIVE YEASTS,OTH SINGL CELL	319	28108	13917	17539
210230	PREPARED BAKING POWDERS	11387	23991	630	12442
210310	SOYA SAUCE	23974	70851	8964	21639
210320	TOMATO KETCHUP/OTH TOMATOSAUCE	6240	10588	2595	6345
210330	MUSTARD FLOUR/MEAL/PREP MUSTAR	6322	21016	4939	12983
210390	OTH SAUCES PREP/MIX SEASONING	41553	155331	43558	112391
210410	SOUPS/BROTHS & PREP THEREOF		1549	46	4507
210420	HOMOGENISE COMPOSITE FOOD PREP		2538		
210500	ICE CREAM,OTH EDIBLE ICE	35596	102529	22472	22472
210610	PROTEIN CONCENTRATE/TEXT PROTN	30053	66044	5716	10120
210690	OTH FLAVOURING POWDER/CONCT	914449	3094357	780786	2527030
220110	MINERAL WATERS/AERATED WATERS	2778	10919	3712	7313
220190	OTH,NATURAL/ARTIFICIAL WATERS		36		29
220210	WATER,MINERAL/AERATED WATER	56193	186226	81608	141098
220291	NON-ALCOHOLIC BEER	525	12925	6967	13536
220300	220299	5125	37869	15778	43324
220300	BEER MADE FROM MALT	2426	3615	710	3695
220410	SPARKLING WINE	6419	7009	620	5667
220429	OTH WINE OF FRESH GRAPES>2LT				320
220510	VERMOUTH/OTH WINE F/GRAPE<2LTR			65	282
220830	WHISKIES	4273	4448	414	2030
220850	GIN AND GENEVA	172	186	14	30
220860	VODKA			56	669
220870	LIQUEURS AND CORDIALS	1526	1526	1546	2440
220890	OTH SPIRIT/SPIRITOUS BEVERAGES	68	135	142	253
220900	VINEGAR&SUBSTITUTE,ACTIC ACID	3426	9952	5230	11697
230230	BRAN SHARP & RESIDUES OF WHEAT		1958		
230240	BRAN SHARP RESIDUE OF OTH CERL			158	158
230310	RESID.STARCH MANUF&SIM RESIDUE				899
230330	BREWING/DISTILLING DREGS/WASTE	1319	41066	19637	62478
230400	OIL-CAKE/OTH S/RESID SOYABEAN		5261		1441
230649	OIL CAKE/OTH RESID RAPE SEEDS	1013	23682	3440	14881
230660	OIL CAKE/OTH RESIDUE,PALM NUTS	939420	2210441	480225	1765015
230800	VEG MATL & VEG WASTE,VEG RESID	12943	53361	25735	86283
230910	DOG/CAT FOOD,PUTUP RETAILSALE	87184	222382	68474	157913
230990	OTH,PREP USED IN ANIMAL FOOD	1451689	3641292	822576	2360141
240110	TOBACCO,NOT STEMMED/STRIPPED	2402	4226	43434	43434
240210	CIGAR,CHEROOTS CONTAIN TOBACCO	103	1902	1458	2213
240220	CIGARETTES CONTAINING TOBACCO	2664	9596	11675	11695
240290	CIGAR,CHEROOTS/TOBACCO SUBST		32		224
240311	WATER PIPE TOBACCO				136
240319	OTHER SMOKING TOBACCO	17468	38624	1078	16742
240391	HOMOGENISE/RECONSTITUTE TOBACO	60878	259968	21571	88281
240399	OTH MANUFATURED TOBACCO/EXTR		1532	886	2566
271012	LIGHT OILS AND PREPARATIONS	59572250	191109393	35935285	111214340
271019	KEROSENE,INCL KER.TY. JET FUEL	43397	1663145	10302	37476

Contd.

10.11 Imports by Economic Categories (Detail)

(In Thousand Rupees)

Items		Sept., 2021	From July, 2021	Sept., 2020	From July, 2020
293550	OTH PERFLUROCTANE SULPHONAMIDE	458	458		
293590	O-TOLUENE-SULPHONAMIDE	401376	1098369	308341	935290
293621	VITAMIN A ITS DERIVATIVE UNMIX	132844	285153	134682	242991
293622	VITAMIN B1/ITS DERIV UNMIXED	39798	111430	37964	116159
293623	VITAMIN B2/ITS DERIV UNMIXED	33093	84075	28883	87473
293624	D-,DL-PANTOTHENIC ACID(VITB3B5	69334	160145	84626	160843
293625	VITAMIN B6/ITS DERIV UNMIXED	37441	106666	50809	122665
293626	VITAMIN B12/ITS DERIV UNMIXED	114333	277334	93419	325106
293627	VITAMIN C/ITS DERIVATIVE UNMIX	109224	253055	65038	271640
293628	VITAMIN D/ITS DERIVATIVE UNMIX	160322	366269	99398	248177
293629	OTH VITAMIN/ITS DERIV UNMIXED	122147	386681	277702	555314
293690	OTH INTER-MIXTURE PROVITAMINS	27483	210053	15081	120206
293712	INSULINE AND ITS SALTS	76177	158764	64070	170287
293719	OTHER POLYPETIDE HARMONES	48561	82489	12074	72790
293721	CORTISONE/HYDRO/PREDNISONE ETC	63554	193052	69211	179298
293722	HALOGENATE DERIV ADERNAL HORMN	72745	318591	117136	470864
293723	OESTROGENS AND PROGESTOGENS	444376	926295	266332	1048973
293729	OTH,STEROIDAL HARMONES,DERIVAT	99128	178042	28601	145853
293750	PROSTAGLANDINS,THROMBOXANES&DR	17888	56926	45560	118619
293790	OTH HORMONES/ITS DERIVATIVES	5703	35802	8484	47784
293810	RUTOSIDE(RUTIN)/ITS DERIVATIVE				1653
293890	OTHER, GLYCOSIDES	30753	280352	43022	130612
293911	CONCENTRATES OF POPPY STRAW	316	1569	5115	9187
293919	OTH ALKALOIDS OF OPIUM/DERVATI	20112	85114	36362	105989
293920	ALKALOID CINCHONA/DRV SALT	2201	11405	1269	5572
293930	CAFFEINE AND ITS SALTS	112715	278420	68205	187594
293959	OTH THEOPHYLLINE/AMINOPHLLINE	52977	111300	52464	172627
293962	ERGOTAMINE (INN) AND ITS SALTS		1457		
293969	OTH ALKALOID OF RYE ERGOT/SALT	20681	66621	7033	88012
293971	COCAINE ECGONINE,SALTS,ESTERS		2716		2848
294000	SUGARD O/T SUCROSE/LACTOSE ETC	58910	390850	91455	272817
294110	PENCILLINE/DERV/ACID/SALT ETC	33302	82066	33988	84176
294120	STREPTROMYCIN/DERIV/SALT THROF	40205	95899	27478	66105
294130	TETRACYCLINE/DERIV/SALT THROF	181556	1031439	116368	410628
294140	CHLORAMPHENICAL/DERIV/SALT	76865	287652	54314	158719
294150	ERYTHROMYCIN/DERIV/SALT THROF	117613	393058	237927	681669
294200	OTHER ORGANIC COMPOUNDS.	67944	103834	43173	182138
300190	OTH GLAND ORGAN,EXTRACT,HAPRIN	28679	31154	80	14544
300211	MALARIA DIAGNOSTIC TEST KITS				29
300212	ANTISERA/OTH BLOOD FRAC MODIFY			1925	9034
300214	IMMUNOLOGICAL PRODUCTS, MIXED	17788	17788		
300215	IMUNOLOGICAL PROD IN DOSE/PACK	1053	509914	110	11997
300219	OTH IMMUNOLOGICAL PRODUCTS				9092
300220	VACCINES FOR HUMAN MEDICINE	65610237	150799960	1936411	8248006
300230	VACCINE VETERINARY MEDICINE	608405	1827609	776232	1903514
300290	OTH HUMAN/ANIMAL BLOOD,THERAPC	53708	209004	100833	195800
300310	MEDICAMENT PENCILLIN DERV/ACID		3075		3157
300320	MEDICAMENT OTH ANTIBIOTICS	174795	447814	169143	326206
300339	OTH,MEDICEMENT HARMONE ANTIBTC	17589	85338	59234	72715
300390	OTH MEDICEMENT NES-NOT-R-SALE	27356	136472	138406	522440
300410	MEDICAMENT,PENCILLIN DERV/ACID	24562	104214	60643	188370
300420	MEDICAMENT OTH ANTIBIOTICS	183033	564958	279925	739933
300431	MEDICAMENT INSULIN NOT ANTIBTC	793981	2360252	805650	2397559
300432	MEDICIMENT ADERN CORTC HARMONE	114481	270992	15067	30796
300439	OTH MEDICIMENTHARMONE NOT ANT	121540	528143	161409	690113
300449	MEDICAMENT ALKALOID DERV ANTI	1391	30225		7
300450	OTH MEDICAMENT VITAMIN/OTH PRO	30933	43251	12435	13306
300490	OTH MEDICAMENT THERAPEUTIC USE	5216232	17976508	9467031	19377724
300510	SURGICAL TAP IN JAMBO ROLLS	50445	140838	59979	98657
300590	OTH WADDING,GAUZE,BANDAGE ARTI	36442	141777	70742	134414
300610	STERILE SURGICAL CATGUT, ETC	173351	364134	50248	473712
300620	BLOOD-GROUPING REAGENTS				15

Contd.

10.11 Imports by Economic Categories (Detail)

(In Thousand Rupees)

Items		Sept., 2021	From July, 2021	Sept., 2020	From July, 2020
300630	OPACIFY X-RAY EXAM DIAGNOSTIC	798	798		5024
300640	DENTAL CEMENT/DENTAL FILLING	11096	32865	8851	20484
300650	FIRST AID BOXES AND KITS.			454	749
300660	CHEMICAL CONTRACEPTIVE HORMONE		113295	1584	20422
300670	GEL PREP HUMAN/VETERNARY USE	431	9725	1925	8418
300691	APPL IDENTIFIABLE, OSTOMY USE	23390	96078	49206	55942
321519	PRINTING INK EXCL. BLACK	698256	1277985	484435	1295733
321590	OTH WRITING/DRAWING/OTH INK	65271	214629	55946	101936
330112	ESSENTIAL OIL OF ORANGE	18341	33827	6935	16821
330113	ESSENTIAL OIL OF LEMON	1883	33449	36296	45431
330119	OTH ESSENTIAL OIL/CITRUS FRUIT	111526	158567	213	193645
330124	ESSENTIAL OIL OF PEPRAMINT		3039		13370
330125	ESSENTIAL OIL OF OTHER MINTS	7362	15386	6425	12000
330129	OTH ESSENTIAL OIL O/T CIT FRUT	35944	83207	19248	52413
330130	RESINOIDS	2951	3723	178	2383
330190	OTH,CONCENTRATE ESSENT OIL NS	9911	15665	27222	57767
330210	MIXTURE ODORIFEROUS SUBS&MIXT	619880	1666871	586890	1496451
330290	OTH,MIXTURE,ODORIFEROUS SUBST	990343	2889576	1272511	3334216
330300	PERFUMES AND TOILET WATERS	73985	237965	66916	130411
330410	LIP MAKE-UP PREPARATIONS	31427	89659	26715	63645
330420	EYE MAKE-UP PREPARATIONS	33791	98346	16776	46943
330430	MANICURE/PEDICURE PREPARATIONS	10623	29764	6921	17665
330491	POWDER WHETHER/NOT COMPRESSED	64105	277414	50162	180925
330499	OTH,BEAUTY/MAKE-UP PREPARATION	282676	749458	189922	464608
330510	SHAMPOOS	143980	381417	135652	347012
330520	PREP PERMANENT WAVING/STRAIGHT	9316	23799	26362	50105
330530	HAIR LACQUERS	3973	6955	95	2862
330590	OTH PREP USE ON HAIR	209024	524901	109921	306339
330610	DENTIFRICES	58434	87661	37587	61543
330620	YARN,CLEAN TEETH(DENTAL FLOSS)	123	881	141	435
330690	OTH,PREP ORAL/DENTAL HYGIENE	4419	11642	12649	20549
330710	PRE/AFTER SHAVE PREPARATION	6860	21069	6233	20295
330720	PERSONEL DEDORANT&ANTIP RSPRNT	62099	220929	64153	131567
330730	PERFUMED BATH SALT/OTH PREP	503	8503	267	7483
330741	AGARBATTI/OTH ODORIFEROUS PREP	19	10329		166
330749	OTH PREP PERFUMING ROOM/RELIGS	25091	54303	9937	25563
330790	OTH,DEPILATORY/PERFUM ETCPREP	22816	23903	2366	18399
340111	SOAP&ORGANIC SURFAC-ACTIV PROD	20079	56764	13701	56916
340119	OTH,SOAP ORG-SURFAC-ACT PROD	13209	43636	17780	47644
340120	SOAP IN OTHER FORMS	31687	90553	28243	80570
340130	ORGANIC SURFACE ACTIVE PRODUCT	49638	149949	76252	270577
340211	ORGANIC SURFACE-ACTIVE AGENT	534489	1723097	358699	1376110
340212	ORGANIC SURFACE ACTIVE CATIONC	190339	274006	41130	92032
340213	ORG SURFACE ACTIVE NON-IONIC	704835	2075358	535175	1379126
340219	OTH ORG SURFACE ACTIVE AGENT	81387	221347	65475	170463
340220	ORG SURF PREP PUTUP FOR R-SALE	33563	96428	47146	118038
340490	OTH, ART/PREP WAXES	142778	367294	124164	271618
340510	PO/CREAM FOR FOOTWEAR/LEATHER	22582	37457	4127	31544
340520	POL/CREAM/PREP, WOOD FURNITURE	722	2940	745	4497
340530	POL/CREAM/PREP,COACHWORK/METAL	6185	6940	2923	3352
340540	SCOURING/PASTE/POWDER/OTH PREP	59	114	514	575
340590	OTH POL/CREAM/PREP,F-WEAR/LETH	11983	63048	31597	63973
350190	OTH CASEINATE DERIV CASEN GLUE		22873		
350211	EGG ALBUMIN DRIED				15151
360300	SAFETY FUSES DETONATING FUSES	227	1364	24615	24693
360610	LIQUID/LIQUEFIE GAS FUEL	3402	7501	600	9916
391740	FITING FOR TUBE ETC OF PLASTIC	129871	243326	32783	131809
391810	FLOOR COVERING OF POLYMERS V-C	12230	54232	9535	49374
392190	OTH PLATE,SHEET ETC OF PLASTIC	211917	621549	176716	505095
392210	BATH,SHOWER WASH BASIN OF PLAS	22221	66150	11612	45445
392220	LAVATORY SEAT/COVER OF PLASTIC	2935	5184	1013	4172
392290	OTH FLASH/SIM SANITARY PLASTIC	17890	63129	10305	32896

Contd.

10.11 Imports by Economic Categories (Detail)

(In Thousand Rupees)

Items		Sept., 2021	From July, 2021	Sept., 2020	From July, 2020
392310	BOXES,CASES,CRATES PLASTIC	33474	111434	9498	58127
392321	SACK&BAG OF POLYMER OF ETHYL	33847	98424	12305	22974
392329	SACKS & BAG OF OTHER PLASTICS	92331	247984	55628	157093
392330	CARBOYS,BOTTLES,FLASKS ETC	76797	227070	78159	162944
392340	SPOOLS,COPES,BOBINS ETC PLASTC	32872	120345	30887	66451
392350	STOPPERS,LIDS,CAPS ETC OF PLAS	214231	687299	154616	390770
392390	OTH ARTICLES FOR CONVEYANCE NS	72970	123675	43052	78654
392410	TABLEWARE KITCHENWARE OF PLAST	20673	81709	13896	46153
392490	OTH,HOUSEHOLD/TOILET ARTICLES	20351	84660	20479	65314
392510	RESERVOIRS,TANKS,VATS>300 LTRS		5829		126
392520	DOOR,WINDOWS FRAME&H-HOLD PLAS	42621	103460	20284	33860
392530	SHUTTERS,BLINDS&PARTS OF PLAST	398	4708	1171	5478
392590	OTH,BUILDER-WARE OF PLASTIC,NS	42131	186962	35388	126509
392610	OFFICE/SCHOOL SUPPLY PLASTIC	15424	47689	9057	21683
392620	ARTICLE OF APPAR CLOTHING PLAS	12429	27002	21024	72680
392630	FITTING FOR FURNITUR/COACH PLA	3313	8036	2174	4436
392640	ORANMENTAL ARTICLES OF PLASTIC	164569	437707	181377	442464
400942	TUBE,PIPERUB WITH OTH.METL.FIT	4495	27294	5382	13417
401011	CONVEYOR BELTS WITH METALS	5746	10709		240
401012	CONVEYOR BELTS WITH TEX-METACS	166809	306324	91391	182547
401019	OTH CONVEYON BELT OR BELTING	52539	134352	38664	111048
401031	TRANSMISSION BELTS 60-180 CM	61822	198111	69446	135602
401032	TRANSMISION OTH BELT 60-180 CM	51638	111901	34017	110591
401033	TRANSMISION BELT 180-240 CM	326	1863	348	706
401034	TRANSMISION BELT OTH 180-240CM	160	691	237	2281
401035	TRANSMISION SYN.BELT 60-150CM	7249	13717	2429	3613
401036	TRANSMISION SYN.BELT 150-198CM	70	1375		11
401390	OTHER INNER TUBES,OF RUBBER	2114	20754	980	3991
401410	SHEATH CONTRACEPTIVES	190822	456528	41162	72555
401490	OTH HYG/PHARMACEUTICAL ARTL	10370	42443	4238	18650
401511	GLOVES,RUBBER,SURGICAL	41220	213398	164341	442499
401519	OTHER GLOVES,RUBBER	118814	376922	462058	922401
401590	OTH ARTI APPRL/CLOTH ALL PURPS	5306	431467	2212	3766
401610	ARTICLES OF UNHARD CEL VUL RUB	63690	167542	52912	143877
401691	FLOOR COVERING & MATS, RUBBER	7144	27672	8224	23694
401692	ERASERS, RUBBER	18381	56113	25753	71011
401693	GASKETS,WASHERS,SEALS,OF RUBB	198174	574653	178275	551331
401694	BOAT/DOCK FENDERS,OF RUBBERS	1191	8679		
401695	OTH INFLATABLE ARTICLE OF RUBB	12643	15998	5377	9248
401699	OTH ARTICAL UNHARD VUL RUBBER	264586	678717	305088	894330
420100	SADDLERY&HARNESS FOR ANIMALS	1693	2990	16	1026
420211	TRUNKS,SUITCASE,VANITY-CASES	10347	31115	4388	14675
420212	TRUNK,SUITCA,SATC ETC PLAS/TEX	66820	196161	23938	77331
420219	OTH TRUNK,SUITCASE,VANITY-CASE	894	2379	897	2003
420221	HANDBAG,COMP/PATENT LEATHER	63909	182863	33853	91539
420222	HANDBAGS,PLASTIC/TAXT MATERIAL	75435	134207	32490	58434
420229	OTH HANDBAGS,WITHOUT HANDLES	66574	164161	17606	70926
420231	ARTI.CARIED.IN POCKET. LEA/COM	1265	6751	262	984
420232	ARTIC CARIED IN POCK TAXT MATE	1662	11462	5803	7077
420239	OTH,ARTI CRRIED IN HAND/POCKET	8293	25956	16034	35313
420291	OTH CONTAINER O/S OF LEA/COMPS	3449	6555	1660	3576
420292	OTH CONTAINER O/S PLAS/TEXTILE	5167	17235	4151	6956
420299	OTH CASES VULCANISED FIB/PBOA	10176	29323	8428	37480
420310	ARTICLES OF APPAREL	15891	34784	15661	32921
420321	GLOVES,MITTENS & MITTS SPORTS	29	195	960	1042
420329	OTH LEATHER GLOVES	3734	6565	12614	15674
420330	BELTS AND BANDOLIERS	3154	13682	12627	16642
420500	OTH ART LEA/COMP LEA TECHNICAL	14794	27048	8975	13538
430230	WHOLE SKINS&CUTTINGS ASSEMBLED		619		4830
430390	OTHER, ARTICLES OF FURSKINS	555	555		9
430400	ARTICLE OF FUR&ARTICLE THEREOF	104	597	1297	1788
440131	WOOD PELLETS	3091	10627		5554

Contd.

10.11 Imports by Economic Categories (Detail)

(In Thousand Rupees)

Items		Sept., 2021	From July, 2021	Sept., 2020	From July, 2020
440139	SAW DUST & WOOD WASTE & SCRAP	640	669		
440140	SAWDUST,WOOD WASTE,NOT AGLOMER	2588	7925	5084	9598
440210	WOOD CHARCOAL OF BAMBOO NOT AG	1739	4039	1427	2606
441300	DENSIFIED WOOD,BLOCK,PLATE,ETC	11120	21012	24855	49933
441899	OTH BUILDERS JOINERY/CARP WOOD	59436	197387	48737	143739
441911	BREAD,CHOPPING BOARD OF BAMBOO	2358	8914	3535	9368
441912	CHOPSTICKS OF BAMBOO	19	855		1
441919	OTH TABLE/KITCHENWARE OF BAMBO	3189	10509	2206	8051
441990	TABLE&KITCHENWARE OF OTH WOOD	5389	13030	3210	8039
442010	STATUETTES/OTH ORNAMENT WOOD	607	1386	18	61
442090	OTH WOOD MARQUETRY&INLAID WOOD	10491	30919	7915	20792
442110	CLOTHES HANGERS OF WOOD	4127	13501	1588	4230
450490	OTH, ARTICLES AGLOMERATED CORK	11	194		24
460121	MATS,MATTING&SCREEN OF BAMBOO	832	833		5
460129	OTH MATS,MATTING&SCREN VEG MAT	2492	7647	2053	7719
460199	OTH PLATING MATERIAL N.E.S			456	3576
460211	BASKETWORK&OTH ARTICL OF BAMBO	124	413		2077
460212	BASKETWORK&OTH ARTIC OF RATTAN				82
460219	BASKETWORK&OTH ART OF VEG MATE	671	1912	358	620
481200	FILTER BLOCK,SLAB OF PAPERPULP		1320	734	1150
481490	OTHER WALLPAPER & COVERINGS.			688	1861
481620	SELF-COPY PAPER				850
481690	OTHER COYING PAPER, C/T SIZE.	224	1076		33
481710	ENVELOPES	4155	7403	558	4445
481720	LETTER CARDS, PLAIN POSTCARDS	23	54		2
481730	BOXES,POUCHES,PAPER STATIONERY	393	2439	445	657
481810	TOILET PAPER	3748	15154	17548	82411
481820	HANDKERCHIEFS,TISSUES&TOWELS	91788	174586	95982	207639
481830	TABLE CLOTHS & SERVIETTES	569	1707	58	147
481850	ARTICLES OF APPAREL&CLOTHING	222	222	2	7
481890	OTH ARTI LINEN,P&P GARMET/ASSE	23005	86412	65936	116225
481910	CARTON,BOXE&CASES CORRU PAPE	140967	277563	60968	157636
481920	FOLD/CARTO/BOXE&CASE,NON-CURRU	65657	248331	53836	151105
481930	SACKS&BAGS WITH BASE 40CM/MORE	195	710	22	3390
481940	OTH SACKS&BAGS,INCLUDING CONES	1312	17800	9119	21443
481950	OTH PACKING CONTAINERS/RE-SLEE	608	3596	8344	9630
481960	BOX FILES,LETTER TRAYS,BOX,OFF	9152	16900	1892	7689
482010	REGISTERS,LETTER PADS,DIARIES	11521	28689	5469	11095
482020	EXERCISE BOOKS	4217	8131	1840	3876
482030	BINDERS,FOLDERS&FILE COVERS	17247	41675	9271	19594
482040	MANIFOLD BUSINESS FORMS/CARBON	81	303	6	198
482050	ALBUMS FOR SAMPLES/COLLECTIONS	1394	2147	1542	1820
482090	OTH BOOK COVER,BLOTING PAD,NES	1102	10256	1955	5515
482110	P&P.BOARD LABLES PRINTED ALL=K	55602	167676	50291	139558
482190	OTH,P&P/BOARD LABLES NOT PRINT	10757	26667	8270	28830
482210	BOBBINS, SPOOLS, CAPS , PULP.	5165	36104	16593	22295
482290	OTHER,BOBINS,SPOOL,CAPS ETC.PA	619	34777	7426	27798
482320	FILTER PAPER AND PAPERBOARD	11966	54534	32731	53108
482340	ROLLS,SHEETS AND DIALS,PRINTED	4809	9696	5249	9270
482369	OTH TRAY,DISH,PLATE,CUP,P&BORD	19377	89577	48409	93701
482370	MOULDED/PRESSED ARTICL P-PULP	101	6156	255	8707
482390	OTH,ARTICLES OF PAPER PULP,CEL	132722	335383	64761	152563
490110	PRINTED BOOKS IN SINGLE SHEETS	20043	35826	7755	9741
490191	DICTIONARIES AND ENCYCLOPAEDIA		118		44
490199	OTHER,PRINTED BOOKS/BROCHURES	459470	963205	205735	658433
490210	NEWSPAPERS,JOURNAL 4-TIME/WEEK				
490290	OTHER NEWSPAPER,JOURNALS PERIO	3378	7710	3459	8453
490300	CHILDREN DRAWING/COLOUR BOOKS	920	3698	2206	5549
490400	MUSIC, PRINTED IN MANUSCRIPT.				
490510	GLOBES	2	806	1	329
490591	OTH PRNTD MATER BOOK FORM/ATLS			55	55
490599	OTH MAPS AND HYDROGRAPHIC/W-PA	236	1223	501	1176

Contd.

10.11 Imports by Economic Categories (Detail)

(In Thousand Rupees)

Items		Sept., 2021	From July, 2021	Sept., 2020	From July, 2020
490600	PLANS/DRAWINGS FOR ARCHITECTS	24748	173053	8320	15741
490700	BANKNOTE,CHEQUE,STAMP,BOND ETC	2052873	9057462	1229	48926
490810	TRANSFERS ,VITRIFIABLE.	527	2998	4766	8358
490890	OTH,TRANSFERS(DECALCOMANIAS)	9035	24127	3006	13526
490900	PRINTED/ILLUSTRATED POSTCARDS	71	720	264	742
491000	CALENDAR OF ANY KIND PRINTED.	212	307	48	391
491110	TRADE ADVERTISING MATERIAL.	15564	43535	15939	31927
491191	PICTURES,DESIGNS&PHOTOGRAPHS	98	894	135	972
500600	SILK YARN/ YARN SPUN WASTE NRS		5749		
500720	OTH FAB CON>80% WT OF SILK		61735	191	191
511119	OTH WOVEN FABRICS CARDED WOOL	9856	14603	184	184
511130	OTH MIXED MAINLY/SOLELY M-MADE		5749		
511190	OTH WOVEN FAB CARDED WOL/HAIR	13957	40333	13989	57927
511211	WOVEN FAB.COMBED WOOL 85%/HAIR	7112	7185		
511219	OTH WOVEN FAB COMBED WOOL 85%>	16917	56804	4271	20849
511220	OTH WOVEN FAB.COM.WOLL MIX.MMF	2111	2111		
511230	OTH WOV.FAB.COM.WOOL MIX.M/MSF	631	1916		
511290	OTH WOV.FAB.CARDE WOOL/FA-HAIR	7344	7405	4452	4492
520790	OTHER,COTTON YARN PUT UP SALE	320	1009	701	8579
520811	WOV FAB COT WT<100G/SQM UNBLEA	7991	8096		9
520812	WOV FAB COT WT>100G/SQM UNBLEA		735		192
520819	OTHER WOVEN COTTON FAB UN-BLH	5536	36048	4566	15165
520821	WOV FAB COT WT<100G/SQM BLEACH		59		
520822	WOV FAB COT WT>100G/SQM BLEACH		6		699
520823	WOV FAB COT 3/4 THRD TWIL BLEC		12		
520829	OTH WOVEN FAB OF COTTON BLEACH	210	3440	1462	1549
520831	WOV FAB COT WT 100G/SQM DYED	55	3102	3097	3196
520832	WOV FAB COT WT>100G/SQM DYED	9069	12708		
520833	COTTON WOV FAB 3/4 THREAD DYED	14460	18979		
520839	OTH COTON WOV FAB<2000/SQM DYE	150	6884	299	299
520842	COTON WOV FAB WT>100G/SQM COLO	1819	5473		
520849	OTH WOV FAB WT 200G/SQM	1580	4601	1169	3465
520851	COTON WOV FAB 100G/SQM PRINTED	115849	227925	995	7097
520852	COTON WOV FAB>100G/SQM PRINTED	2032	4290		958
520859	OTH COT WOV FAB 200G/SQM PRINT		3905	5219	10283
520919	OTH COT WOV FAB>200G/SQM UNBLE	241	313		
520922	COT WOV FAB 3/4THRD W>200G/SQM				9
520929	OTH COT WOV FAB BLE W>200G/SQM		7187		
520931	COTTON WOV FAB DYED>200G/SQM	5027	11495	66	170
520932	COTTON WOV FAB DYED 3-4 THREAD	4177	48553	892	1063
520939	OTH COT WOV FAB DYED>200G/SQM	18894	89445	240	2490
520942	COTTON WOV FAB DENIM>200G/SQM	13593	17020	1974	9897
520943	WOV FAB 3-4-THREAD TWILL>200G	30	30		1627
520949	OTH WOV FAB CONT 85% COT/YARN	2083	2232	174	259
520959	OTH WOV FAB PRINTED>200G/SQM	70	450	386	3620
521011	COT W-FAB MIX MMF W200G/SQMUNB	110	110		
521019	OTH W-FAB COT MIX MF200GSQM UB				474
521021	W-FAB COT MIX-MMF WT 200G/SQM	131	131		
521029	OTH W-FAB COT 85%,MMF 200G-BL		29	55	12102
521031	COT WOV FAB MX-MMF200G/SQM DYE	235	235		8545
521032	W-FAB3/4THR MX-MMW 200G/MW DYE	15831	15831		302
521049	OTH W-FAB COT MX-MMF W200G/SQM		4934		
521051	W-FAB COT MIX,MF W200G/SQM PRI	2736	3927		
521059	OTH W-FAB COT,MMF W 200G PRINT	16564	21262	1233	7511
521111	COT W-FAB,MX MF W>200G/SQM UNB		37		
521120	W-FAB COT WT<85% MIX MMF-BLEA	1254	1819		
521131	WW-FAB COT,MMF W>200G/SQM DYED				47
521132	WOV FAB 3-4THREAD MIX>200GDYED	102	102	24958	24958
521139	OTH W-FAB COT,MMF W>200G DYED	67	12405		6451
521142	W-FAB COT DENM,MX MFW>200G/SQM	20089	60564	56108	102286
521149	OTH W-FB COT CLO YRN MMF>200G		28	750	811
521151	COT WOV FAB,MF,W>200G/SQM PRNT			5565	5565

Contd.

10.11 Imports by Economic Categories (Detail)

(In Thousand Rupees)

Items		Sept., 2021	From July, 2021	Sept., 2020	From July, 2020
521152	WOV FAB 3-4THRD MMF-W>200GPRNT		5007	6928	6928
521159	OTH W-FAB COT,MF,W>200G/SQM PR	4790	7403	1392	2067
521213	OTH COT W-FAB DYED W 200G/SQM		6710		1355
521214	OTH W-FAB,COLOR YRN W 200G/SQM	1281	1281		
521215	OTH W-FAB COT PRNTD W 200G/SQM		1192		2
530890	OTH, YARN OF OTH VEG TEX FIBRE			18	965
530911	UN-BLE/BLE FAB CON>85%WT FLX			73	73
530919	OTH WOV FAB OF FLAX 85%OR MORE		26353		11202
530929	OTH WOV FAB OF FLAX<85% BY WT				806
540600	M-MADE FILAMENT YARN RETAIL-SL	11849	55850	20999	66667
540710	WOV FAB HI-TENACI YRN NYLON PO	32174	119561	7814	20858
540720	WOV FAB OBTAIN FROM STRIP,LIKE	73728	144661	34007	74224
540730	FAB PARALLEL SYNTH FILAMENT	689	689		66
540741	FAB 85% OR MORE NYLON FILMENT	1458	1458		2739
540742	OTH FAB 85% OR MORE DYED	76908	178781	63605	192455
540743	OTH W.FAB NYL FLAMT WT>85% DYE			8	8
540744	OTH W.FAB FILA DIF COL NYL>85%	1749	2461	1	247
540751	OTH W.FAB TEXTURED POLY U-BLEA	22377	65407	35283	124403
540752	OTH W.FAB TEXTUR POLY DYED 85%	213684	640768	122179	245505
540753	OTH W.FAB DIF COL TEXTUR POLYS	9	5106	74	268
540754	OTH FAB TEXT POLY FIL PRINTED	39547	178852	12401	131454
540761	OTH FAB,NON-TEXT POLY FILAMENT	64143	248817	38903	129036
540769	OTH FAB POLY FIL TEXTILE MAT	14549	32196	7217	21866
540771	OTH WOV FAB SYNTH FIL BL/UN-BL		24		
540772	OTH WOV FAB SYNTH FIL DYED 85%	12685	25498	10564	28349
540773	OTH W.FAB DIF COL SYN FILA PRI		755		567
540774	OTH WOV FAB SYNTH FIL PRINTED		8	260	260
540782	OTH WOV FAB MIXED COTTON DYED	281	1041		3438
540783	OTH FAB SYN TEXMAT COLOR DYED		123		
540784	OTH FAB SYN TEX SQM MATERUAK		332		
540791	OTH WOV FAB SYN F/L BL/UN-BL				241
540792	OTH WOV FAB SYN F/L NS DYED	1218	8650	1833	6398
540793	OTH WOV FAB SYN F/L NES COLOUR		1004	5651	5651
540794	OTH WOV FAB SYN FIL NES PRINT	3564	13319	15008	27083
540810	W.FAB HIGH TENCITY YRN VIS,RAY		202		
540821	OTH WOV FAB ART. FIL BL/UN-BL		8114	7128	14191
540822	OTH WOV FAB ART. FIL DYED	103660	247057		
540823	OTH WOV FAB DIFFERENT COLOUR	1032	1032	1236	3354
540824	OTH WOV FAB ART. FIL PRINTED	2401	3575		633
540831	OTH WOV FAB ART. FIL BL/UN-BL	884	884		
551130	YARN ART STAPLE FIB FOR R/SALE		11		
551219	OTH WOV FAB OF SYN STAPLE FIB	7325	13215	5025	11263
551229	O/W-FEB ACR STA FIB>85%WT ACRY	376	15227	61	126
551299	FAB WOV SYN FIB>85%BY WT SYNTH	700	32333	644	644
551311	W.FAB SYN STA FIB MX COT 170G				224
551312	W.FAB SYN STA FIB MX COT314THR	86	86		86
551321	W-FAB SYN STA FIB MX COT DYED		2672	5	451
551329	OTH FAB SYN STAP FINRE DYED	12611	13559		325
551331	WOV FAB SYN STAP FIB COLOUR YR		8	302	302
551339	OTH WOV FAB STAP FIB<170G/SQM		2089	186	186
551341	WOV FAB POLY STAP FIB PRINTED			397	397
551349	O/W-FAB SYN STAP FIB MIX COTON		9	2699	2699
551421	W-F POLY STAP FIB<85% DYED	2997	7530	6558	7317
551422	W-F POLY STAP FIB 3/4THRD DYED	3855	3855		4274
551423	OTH FAB POLY FIB MIX COT DYED			727	727
551429	OTH FAB<85% MIX COT SYN FIB			12276	12276
551430	WOV FAB SYN YARN DIFF COLO DYE	41	41		1391
551441	W-F SYN FIB<85% MIX COT PRINT		1214		
551442	W-F POL FIB MIX COT 3-4T PRINT	9149	23154		
551449	O/W-FAB SYN MIX COT>170G PRINT	722	6064	11265	11265
551511	O/W.FAB POLYS FIB MX VISCO RAY	100856	168969	71495	106532
551512	O/W.FAB POLY FIB MIX M-MAD FIB		11490		

Contd.

10.11 Imports by Economic Categories (Detail)

(In Thousand Rupees)

	Items	Sept., 2021	From July, 2021	Sept., 2020	From July, 2020
551513	O/W FAB POLY FIB MIX WOL/F-HAI	19490	25143	8146	42103
551519	O/W FAB POLY STAP FIB MIX O/FI	6123	6123		
551529	O/W FAB ARCYLIC FIB MIX OT/FIB	1026	7251	1279	1508
551591	O/W FAB SYN FIB M-MAN-MADE FIL	1401	26083	910	910
551599	O/W FAB SYN MIX OTH FIBRE N.S		697	4586	4586
551611	W-FAB ARTI FIB 85%>BL/UN-BLEA	195	11101		
551612	W-FAB ARTI >85% BY WEIGH,DEYED	15000	26938	8103	8168
551614	W-FAB ARTI FIB>85% WT PRINTED		1890	77491	77491
551621	W-FAB ART FIB<85%WT MM.FILAM	21276	30733		35250
551624	W-FAB ART FIB<85%WT MM-F PRINT			111	111
551642	W-FAB ART FIB<85%WT MX COT DYE		37		3284
551643	W-FAB ART FIB<85%WT MIX COTTON		38		
551691	W-FAB ART FIB<85%WT UN-BLE/BLE			3923	3923
551692	W-FAB ART FIB<85%WT MIX O/F DY		560		
560130	TEXTILE FLOCK,DUST & MILL NEPS	12451	16805	5885	6974
560210	NEEDLELOOM FELT STICH-BOND FIB	23563	72351	25503	64300
560221	FELTS OF WOOL/HAIR,NOT COATED		42		338
560229	FELTS OTH TEXT MATE, NOT COATD	4100	5985	683	1024
560500	METALLISED YARN,TEXTILE YARN	329876	1389981	489158	1457724
560900	ARTICLES OF YARN,STRIP ROPE	360	15396	17542	23115
570110	CARPT/OTH TEX FLOR COVER KNOTD	63798	180444	42800	188112
570190	CARPETS,KNOT OF OTH TEX MATERL	41	221	30	100
570210	KECEM,SCHUMACKS,KARAMAE.ETC.	16372	30731	4569	27818
570232	CARPET F/COV.P/LONS NOT TEXMAT	12	23	3	25
570239	CARPETS ECT.AOT.MADE O/TEX MAT		58		
570241	CARPET ETC.P/CONS.WOOL WOV.M/M		1143		5223
570242	CARPETS OTH.P/CONS.M/M/TEXT.	15196	46660	9982	38382
570249	CARPETS ETC.MADE OTH.TEX MATEL				50
570292	CARPET ETC. MAN/M TEX MATERIAL	313	313		
570299	OTH CARPETS ETC.MADE O/TEX/MAT		303		25
570310	CARPET ETC WOOL/FINE ANIM HAIR		383		
570320	CARPETS/TUFTED OF NYLON/POLYA	22127	60849	24799	63886
570330	CARPETS ETC.TUFT MAN/M TEX MAT	93954	278014	43454	160339
570390	CARPET/TUFT CARS/VEH O-TEX MAT	362	3290	247	761
570490	OTH CARPETS ETC.FELT N/TUFTED		19	139	150
570500	OTH CARPETS&OTH FLOOR COVERING	85	270		945
580121	UNCUT WEFT PILE FAB.OF COTTON.	25	420	815	10148
580122	CUT CORDUROY, OF COTTON	1137	21369	2776	26187
580126	CHENILLE FABRICS, OF COTTON	43509	102818	6940	13331
580127	WARP PILE FABRICS OF COTTON				2772
580131	UNCUT WEFT PILE FAB.M-MADE FIB		74		
580132	CUT CORDUROY, MAN-MADE FIBRES.	2148	26380	11968	11968
580133	OTH WEFT PILE FAB.M/MADE FIBRE	20393	33209	3617	20436
580137	WARP PILE FABRICS OF COTTON	40419	109911	25813	42194
580190	OTH PILE&CHENILLE FAB.TEX.MAT	136572	326557	158515	243386
580211	TERRY TOWEL&S/WOVEN TEYFAB.UBL				2
580219	OTH TERRY TOWEL/FABRICS,OF COT	18	105		35
580220	TERRY TOWEL/FABRICS, TEX.MAT	70	169	4	31
580410	TULLES AND OTHER NET FABRICS	192295	508275	83328	138386
580421	LACE MACHINE MADE,M-MADE FIBRE	15144	42966	17535	49751
580429	OTH,LACE MACHINE MADE,OTH MAT.	15029	62190	46498	91263
580430	LACE HAND MADE	321	359	319	320
580500	H/ WOVEN,ND/WORK TAPSTRIES.				7
580610	WOV.PILE FAB.& CHENILLE FABRIC			12806	25419
580620	OTH WOV. FAB. ELASTOMERIC YARN	18175	63509	3293	6210
580631	OTH NARROW WOV FAB, OF COTTON.	205	1071		700
580632	OTH NARROW WOV FAB,M/MADE FIB.	101570	345757	29200	86575
580639	OTH,NARROW WOV.FAB,TEX.MAT	25090	76080	13726	21264
580640	OTH FABRICS,WARP W/OUT WEFTASM			58	58
580710	LABEL,BADGES ETC.TEXTMAT,N/EMB	140610	540752	141969	404400
580790	OTH,LABELS,BADGES&ART.TEX/MAT	7813	30372	14028	45784
580810	BRAIDS IN THE PIECE	840	999	711	1098

Contd.

10.11 Imports by Economic Categories (Detail)

(In Thousand Rupees)

Items		Sept., 2021	From July, 2021	Sept., 2020	From July, 2020
580890	OTH,ORNAMENTAL TRIM,TASSEL ETC	6041	11734	23334	74867
580900	WOV FAB.OF METAL TAREAD/YARN.		27		
581010	EMBROIDERY W/OUT VISIBLE GROND		131	2478	2478
581091	OTHER EMBROIDERY,OF COTTON		83	11	1856
581092	OTH EMBROIDERY,M-MADE FIBRES	36250	163253	122	299
590190	OTH TRACING CLOTH,BUCKRAM ETC.	85322	442641	87204	265068
590210	TYRE CORD FAB HIT.YARN NYLPLMD	1042669	2259723	269693	571516
590220	TYRE CORD FAB H/T YARN POLYSTR	65733	94920	33710	64661
590390	OTH,TEX FAB IMP,LAM, PLASTIC.	34491	154921	62372	164270
590800	TEX WICKS,WOVEN,LAMP,LIGHTERS		13		1081
590900	TEX HOUSE PIPING/TEX TUBING.	7332	38520	4304	11737
591190	OTH, TEX PRODUCTS/ ARTICLES,	22766	88822	47098	63824
600110	LONG PILE, FABRICS	12706	44693	9621	18022
600121	LOOPED PILE FABRICS,COTTON				6
600122	LOOPED PILE FAB,MAN-MADE FIBRE	225	19516	1694	1896
600129	LOOPED PILE FAB,OTH TEX MAT.	3635	35544	6021	16397
600192	OTH PILE FAB,KNIT/CROCH,M-MADE	2130118	5587209	1477645	3438542
600199	OTH PILE FAB,KNIT/CROCH,O/TXTM	4415	11949	15734	17285
600240	KNIT CROCH FAB<30CM,ELASTOME5%	8704	9071	10909	21379
600290	OTH,KNIT/CROC FAB<30CM,ELAST5%		16201		12052
600390	OTH KNIT/CRO FAB WD !>30CM		352		
600410	KNIT/CRO FAB WD>30CM ELASTYR5%	424625	950359	22589	78959
600490	OTH KNIT/CRO FAB WD>30CM ELAST	8456	8516	3789	9538
600521	WRAP KNIT FAB OF COT UNBL/BLEA		1428		
600522	WRAP KNIT FAB OF COTTON DYED		933		2040
600524	WRAP KNIT FAB PRINTED			14217	14217
600535	WRAP KNIT FAB SYNTHETIC FIBRE	10813	35802	5836	9237
600536	WRAP KNIT FAB SYN.FIB UN-BLE	20726	86365	15766	15837
600537	WRAP KNIT FAB SYN.FIBRE DYED	48142	178778	52694	112440
600538	WRAP KNIT FAB SYN.FIB DIF COLO	22547	23845	725	836
600539	WRAP KNIT FAB SYN.FIB PRINTED	19083	63835	20854	46846
600542	WRAP KNIT FAB ART FIB DYED			26918	52548
600590	WRAP KNIT FAB O/TH H-6001-6004	4823	42792	22250	41056
600622	OTH KNIT/CRO FAB COTTON DYED		3305		118
600624	OTH KNIT/CRO FAB COTON PRINTED		1891	594	4522
600631	OTH KNIT/CRO FAB SYN.FIB UNB/B	30	1739	1326	1326
600632	OTH KNIT/CRO FAB SYN.FIB DYED	145011	432918	162370	374223
600633	OTH KNIT/CRO FAB SYN.FIB COLOR	17	78502	5899	11933
600634	OTH KNIT/CRO FAB SYN.FIB PRINT	12160	18568		2506
600641	OTH KNIT/CRO FAB ART FIB UNB/B	540	540		
600642	OTH KNIT/CRO FAB ART FIB DYED		104		
600690	OTH KNITTED CROACHED FABRICS	29788	66239	10255	16943
610120	MEN/BOYS OVERCOAT/SIM ARTICLE	1405	1700	109	132
610130	MEN/BOYS WIND JACKET/SIM ART.		128	24	24
610190	OVERCOAT ETC.MEN OTH TEX KNIT.	42962	106677	933	7553
610220	APPAREL/CLOTH ACCES,OF COTTON,	270	663		
610230	APPAREL/CLOTH ACCES,M-MADE FIB	256	702		
610290	APPAREL/CLOTH OF TEX MATEL,	10658	29948	2196	3682
610310	SUITS MEN'S/ BOYS KNITTED/CROC	3236	4788		1854
610322	MEN/BOYS,ENSEMBLE,COTTON,KN/CR	1468	3797	271	539
610323	MEN/BOYS,ENSEMBLE SYN/FIB,KNIT	15	877		
610329	MEN/BOYS,ENSEMBLE OTH TEX MAT,	133668	213313	3584	10970
610331	JACKET/BLAZER MEN/BOY,WOOL F/H		1497		
610332	JACKET/BLAZER MEN/BOY COT/KNIY	143156	244956	13911	23632
610333	JACKET/BLAZER MEN/BOYS SYN FIB	3336	4593		
610339	JACKET/BLAZER MEN/BOYS OTH TEX	281226	697781	196645	279526
610342	TROUSERS,ETC.MEN/BOYS COT/KNIT	466	4988	5171	5822
610343	TROUSERS, ETC.MEN/BOYS SYN FIB	1773	4296	2965	3236
610349	TROUSERS,ETC.MEN/BOYS TEX MAT	20304	41012	16965	26360
610413	WOMEN/GIRLS,SUITS SYN FIBLE.	378	378		
610419	WOMEN/GIRLS,SUITS OTH TEX MAT			21384	22330
610429	WOMEN/GIRLS ENSEMBLE,TEX MAT	48	48		

Contd.

10.11 Imports by Economic Categories (Detail)

(In Thousand Rupees)

Items		Sept., 2021	From July, 2021	Sept., 2020	From July, 2020
610432	JACKET/BLAZER W/GIRL COT KN/CR	1595	5290	67	1661
610433	JACKE/BLAZER W/GIRL SYN KN/CR		20		
610439	JACKE/BLAZ W/GIRL OTH TEX K/CR	76224	318480	65210	79592
610441	DRESSES W/GIRL WOOL/HAIR KN/CR		1361		
610442	DRESSES W/GIRL COTTON KNIT/CRO		580	32	57
610443	DRESSES W/GIRL SYN FIB KNIT/CR		331	343	637
610444	DRESSES W/GIRL ARTFIB KNIT/CR		731		
610449	DRES W/GIRL OTH TEX MAT KNT/CR	62	1290		86
610452	SKIRTS/D-S W/GIRL COT KNIT/CRO	145	145	29	29
610453	SKIRTS/D-S W/GIRL SYN KNIT/CRO			132	140
610459	SKIRTS/D-S W/GIRL OTH TEX K/CR	136	725	83	354
610462	TROUSERS ETC OF COTTON KNI/CRO	562	1669	2254	2925
610463	TROUSES ETC OF SYN FIB KNITED	1338	2172	609	707
610469	TROUSERS ETC OF OTH TEX MAT KN	273	14093	308	1372
610510	MEN/BOYS SHIRTS COTTON KNI/CRO	5257	43259	27429	38004
610520	MEN/BOYS SHIRTS M-MAD FIB K/CR	419	719	344	3346
610590	MEN/BOYS SHIRTS O/TEXTILE K/CR	35541	89541	49151	104709
610610	W/GIRL SHIR/BLOUSES COT KN/CRO	197	1507	103	1291
610620	W/GIRL SHIR/BLO M/MADE FIB K/C		675	51	168
610690	W/GIRL SHIR/BLOU OTH TEXMATK/C	10220	46683	18029	34562
610711	UNDERPANTS ETC M/BOY COT KN/CR	443	1760	243	1085
610712	UNDERPANT ETC M/BOYS M/MAD FIB	51	499		
610719	UNDERPANT ETC M/BOYS OTH T/MAT	6763	15958	1778	3834
610721	NIGHTSHIRTS&PYJAMAS OF COTTON	41	2132	653	2056
610722	NIGHTSHIRTS&PYJAMAS M/MADE FIB	120	477		
610729	NIGHTSHIRT/PYJAMAS OTH TEX MAT	7482	11732		583
610791	BATHROBES ETC OF COTTON M/BOYS			89	158
610799	BATHROBE ETC OF OTH TEX KN/CRO	146	628	358	488
610811	WO/GIRL SLIP,PETTICOAT KNIT/CR		41		100
610819	SLIP PETTICOAT OTH TEX MATERIA	39	469	244	244
610821	W/GIRL BRIE/PANTIES COT KN/CR	3743	14464	456	773
610822	W/GIRL BRIEF/PANTIES M/MAD FIB	385	1032	436	1778
610829	W/GIRL BRIEF/PANTIES OTH T/MAT	597	1909	279	279
610831	W/GIRL N-DRES/PAJAMA COT KN/CR	13415	26295	1200	1621
610832	W/GIRL N-DRESS/PAYJAMS M/M FIB	336	537	603	717
610839	W/GIRL N-DRESS/PAJAMAS TEX MAT	1029	1834		12
610891	BATHROBE W/GRL COTTON KNIT/CRO				307
610892	BATHROBE W/GRL MAN-MADE KN/CRO	130	130		
610899	BATHROBE W/GRL OTH TEX KNI/CRO	174	468	14	14
610910	T-SHIRT,SINGLETS,VEST COT K/CR	2704	16072	6203	15899
610990	T/SHIRT,OTH TXT KN/CR	12937	33576	13566	17282
611011	JERSEY,PULOVER,CARDIGAN,WOLLEN	492	811	5	5
611012	JERSEY,ETC. WOOL, KASHMIR GOAT		127		
611019	OTH JERSEY PULOVER ETC.WOOLEN	2152	14418	110	179
611020	JERSEY, PULOVER ETC.OF COT K/C	684	5624	227	499
611030	JERSEY, PULOVER M/MADE FIB K/C	477	9515	3020	3678
611090	JERSEY,ETC. OTH TEXT. MATERIAL	109245	150218	3436	5657
611120	BABY GARMENT OF COTTON KNIT/CR	5130	33991	2430	4187
611130	BABY GARMENT OF SYN FIB KNI/CR	26326	38956	21840	35303
611190	BABY GARMENT OF OTH TEX KNI/CR	336548	690683	162722	315747
611211	TRACK SUITS COTTON KNIT/CROCH	1962	3807	11	11
611212	TRACK SUITS SYB FIB KNIT/CROCH	526	561	620	836
611219	TRACK SUITS OTH TEX MAT KNI/CR	1435	2613	806	931
611231	MEN/BOYS SWIMWEAR SYN FIB K/CR		122	61	123
611241	WOM/GIRL SWIMWEAR SYN FIB K/CR		303	14	32
611249	WOM/GIRL SWIMWEAR OTH TEX K/CR	24	90		1085
611300	GARMENT MADE UP KNIT/CROCH FAB			758	763
611420	OTH GARMENT COTTON KNIT/CROCH		354	347	420
611430	OTH GARMENT MAN-MADE FIB KN/CR	99	956	51	1790
611490	OTH GARMENT,OTH TEX MAT KN/CRO	4015	12477	4214	13262
611510	GRADUATE COMPRESS HOSIERY	206462	338876	105314	159319
611521	OTHER PANTY HOSE AND TIGHTS	389	389		

Contd.

10.11 Imports by Economic Categories (Detail)

(In Thousand Rupees)

Items		Sept., 2021	From July, 2021	Sept., 2020	From July, 2020
611529	O-PANTY HOSE OTH-TEXTILE MATE	13721	34829	6411	26108
611530	OTH-W-MEN FULL/KNEE LENG HOSIE	17896	62170	14987	34916
611595	OTH HOSIERY OF COTTON	635	2402	579	1492
611596	OTH HOSIERY OF SYNTHETIC FIBRE	1160	1620		
611599	OTH HOSIERY OF OTH TEX MATERIL	515	731	404	632
611610	GLOV,MITTEN,ETC PCAS/RUBER K/C	7008	9755	479	1857
611691	GLOVE,MITTN,MIT KN/CR WOL/HAIR	13	6328		
611692	GLOVE,MITTENS ETC KN/CROC COTT	601	1086	591	3325
611693	GLOVE,MITTENS ETC KNIT SYN FIB	19090	109849	56	58
611699	GLOVE,MITTENS ETC KNIT TEX MAT	10144	21974	6901	13074
611710	SHAWL,SCARVE,MUFFLER,VEILS ETC	40305	98916	12483	42189
611780	OTH MADE UP CLOTHING ACCESRIES	377	2919		307
611790	PARTS OF GARMENT OR CLOTH ACSS		631	11	449
620113	OVERCOAT MAN-MADE FIB NOT KNIT	292	407		30
620119	OVERCOAT SIM ART OTH TEX MATER	804	916	808	810
620191	OTH OUTER GARMENT WOOL MEN/BOY			152	152
620192	OTH OUTER GARMENT COT MEN/BOYS	1448	7680	722	1975
620193	OTH OUTER GAR M/MADE FIB M/BOY	476	3694	253	294
620199	OTH OUTER GAR OTH TEX MAT M/BY	46	4705	738	2247
620219	OVERCOAT ETC W/GRL O/TEX N/KNT	319	620	39	162
620291	SKI/JACKET W/GRL WOOL NOT KNIT			1	1
620292	SKI/JACKET W/GRL COT NOT KNIT		880		
620293	SKI/JACKET W/GRL M/MADE N/KNIT	955	1416		
620299	SKI/JACKET W/GRL TEX MAT N/KNT	8008	11748	51	172
620311	SUIT MEN/BOYS OF WOOD NOT KNIT		1131		4256
620312	SUIT MEN/BOYS SYN FIB NOT KNIT	54	54	2379	8479
620319	SUIT MEN/BOYS TEX MAT NOT KNIT	1684	21988	1111	2758
620322	ENSEMBLE MEN/BOY COT NOT KNIT	4127	4786	10940	11908
620323	ENSEMBLE MEN/BOY SYN FIB N/KNT	73	955	30	324
620329	ENSEMBLE MEN/BOY OTH TEX N/KNT	24087	44181	2868	4287
620331	JACKET ETC MEN/BOY WOOL N/KNIT		1555	351	351
620332	JACKET ETC MEN/BOY COT N/KNIT	392	984	266	4957
620333	JACKET ETC MEN/BOY SYN FIB N/K		2338	184	184
620339	JACKET ETC MEN/BOY OTH TEX N/K	294701	684400	148423	165567
620341	TROUSER,BIB,BRES ETC WOL M/BOY	6136	17922	1127	8240
620342	OTH TROU BIB M/BOY COTT N/KNIT	62413	81347	4253	22974
620343	OTH TROU BIB M/BOY SYN N/KNIT	3258	6821	4037	10851
620349	OTH TROU BIB M/BOY TEXT N/KNIT	37087	91533	29120	52859
620413	SUIT WOMEN/GRL OF SYN N/K				6
620419	SUIT WOMEN/GRL OF TEX MAT N/K	208	3661	266	754
620429	ENSEMBLE WOMEN OF TEX FIB N/K	7	7	61335	62082
620431	JACKET W/GRL OF WOOL NOT/KNIT		19		
620432	JACKET W/GRL OF COT N/KNIT		2691	719	1292
620433	JACKET W/GRL OF SYN FIB N/KNIT		205	545	1491
620439	JACKET W/GRL OF TEX MAT N/KNIT	1274	11416	23132	64742
620442	DRESSES W/GRL COTTON NOT KNIT	1118	2784	51	105
620443	DRESSES W/GRL SYN FIB NOT KNIT		1338	24	111
620444	DRESSES W/GRL ART FIB NOT KNIT		1555	169	292
620449	DRESSES W/GRL TEX FIB NOT KNIT	689	2099	269	1084
620452	SKIRTS W/GRL COTTON NOT KNIT		129	21	32
620453	SKIRTS W/GRL SYN FIB NOT KNIT		605		
620459	SKIRTS W/GRL TEX FIB NOT/KN/CR	219	562	119	319
620462	TROUSER W/GRL COTTON NOT KNIT	652	13253	2406	5547
620463	TROUSER W/GRL SYN FIB NOT KNIT	242	1807	138	1390
620469	TROUSER W/GRL TEX MAT NOT KNIT	8139	30574	9917	30722
620520	SHIRTS MEN/BOYS OF COT N/KNIT	40	7574	8926	20100
620530	SHIRTS MEN/BOYS OF M/MAD N/KNT		482	834	1573
620590	SHIRTS MEN/BOYS OF TEX MAT N/K	11988	33982	13914	32168
620610	BLOUSES W/GRL SILK NOT KNITTED		16		
620630	BLOUSES W/GRL COT NOT KNITTED	522	4057	255	634
620640	BLOUSES W/GRL M/MADE NOT KNIT	32	2538	1179	2357
620690	BLOUSES W/GRL TEX MAT NOT KNIT	623	3329	5600	6678

Contd.

10.11 Imports by Economic Categories (Detail)

(In Thousand Rupees)

Items		Sept., 2021	From July, 2021	Sept., 2020	From July, 2020
620711	UNEDERPANT ETC MEN/BOY COTTON	2851	7824	42	76
620719	UNDERPANTS ETC MEN TEX MAT NK	1537	2504		5
620722	NIGHTSHIRT/PYJAMA MEN M/MAD NK	2	5		
620729	NIGHTSHIRT/PYJAMA MEN T/MAT NK	2345	3240	3576	4313
620791	BATHROB ETC MEN COTTON N/KNIT		28		28
620799	BATHROB ETC MEN TEX MAT N/KNIT		603	25	173
620819	SLIPS/PETTICOAT W/GRL T/MAT NK	3775	8208	142	1200
620821	NIGHTDRESS/PYJAMA WOMEN COT NK		147	10	85
620822	NIGHTDRESS/PYJAMA WOMEN M/M NK	781	1069		749
620829	NIGHTDRESS/PYJAMA WOMEN T/M NK	9179	25319	9991	21630
620891	BATHROB ETC W/GRL COTTON N/NK	3850	5385		1227
620892	BATHROB ETC W/GRL M/MAD FIB NK	461	978		
620899	BATHROB ETC W/GRL TEX MAT N/NK	837	5924	125	335
620920	BABIES GARMENT ETC COT N/KNIT	224	1268	4469	4954
620930	BABIE GAR&CLOTH SYN FIB N/KNIT	1806	4183	1939	5648
620990	BABIE GAR&CLOTH TEX MAT N/KNIT	42650	90339	26622	36481
621010	GAR MADE UP FAB H-56.02/56.03	7851	14737	118065	189117
621020	OTH GAR MEN/BOY H-6201-11,19			217	56799
621030	OTH GAR WOM/GRL 6202.11 TO 19				17511
621040	OTH MEN/BOYS MADE UP FAB	2633	3419	130753	169162
621050	OTH MEN WOMEN/GIRL FAB N/KNIT			144	432
621111	SWIMWEAR MEN/BOYS NOT KNITTED		2963	2	2
621132	OTH GAR MEN/BOYS OF COTTON	287	349	373	826
621133	OTH GAR MEN/BOYS OF M/MADE FIB	545	1212	12968	16637
621139	OTH GAR MEN/BOYS OF TEX MATERI	11146	29484	124	2313
621142	OTH GAR WOM/GIRL OF COTTON		295		100
621143	OTH GAR WOM/GIRL OF M/MADE FIB	232	562	8	2656
621149	OTH GAR WOM/GIRL OF TEX MATERI	1075	3066	2561	13664
621210	BRASSIERES	138827	365917	59774	204207
621220	GIRDLES AND PANTY-GIRDLES	817	1379	320	1346
621230	CORSELETTES		71	3	3
621290	BRACES,SUSPENDERS,GARTER&PARTS	1223	5385	9159	22199
621320	HANDKERCHIEFS OF COTTON	662	5027	377	639
621390	HANDKERCHIEFS OF OTH TEX MAT	1018	3307	1585	6427
621410	SHAWLS,SCARVES ETC & LIKE SILK	15023	15023		
621420	SHAWLS,SCARVES ETC & LIKE WOOL	12666	13532		3
621430	SHAWL,SCARVE ETC&LIKE SYN FIB	25300	106512	49198	228080
621490	SHAWLS OF OTH TEX MATERIALS	159839	397779	132854	164524
621510	TIES,BOW TIES&CRAVATS OF SILK	548	1771	12	666
621520	TIES,BOW TIES&CRAVATS M/M FIB	28	297	14	103
621590	TIES,BOW TIES&CRAVATS TEX MAT	1297	3885	351	1347
621600	GLOVES, MITTENS AND MITTS.	26608	58169	42180	82985
621710	MADE UP CLOTHING ACCESSORIES	2775	9706	7040	8858
630120	BLANKET/TRAVEL RUGS OF WOOL/H	207	207		
630130	BLANKET/TRAVEL RUGS OF COTTON				16
630140	BLANKET/TRAVEL RUGS OF SYN FIB	46173	89021	25229	43080
630190	BLANKET/TRAVEL RUGS OF TEX MAT	3700	16139	19763	28965
630210	BED LINEN,KNITTED/CROCHETED	9769	32028	11996	20502
630221	OTH BED LINEN,PRINTED,N/KNIT			1	57
630229	OTH BED LINEN,PRINTED MILL-MAD		419	56	56
630231	OTH BED LINEN COTTON N/KNIT/CR		1799	557	1511
630232	OTH BED LINEN OF MAN-MADE FIB	136	136		
630239	BED LINEN OTH TEX MAT NOT KNIT	3	4219	18533	19240
630251	TABLE LINEN OF COTTON KNITTED	87	115	31	41
630253	TABLE LINEN OF MAN-MADE FIBRES		16		21
630259	TABLE LINEN OF OTH TEX MATERIA			56	188
630260	TOILET & KITCHEN LINEN COTTON	2876	16787	2442	7817
630291	OTH TOILET/KITCHEN LINEN COTTN		68		
630293	TOILET/KITCHEN LINEN M/MAD FIB	10662	11119		
630299	TOILET/KITCHEN LINEN TEX MAT	120	294	115	321
630312	CURTAINS/BLINDS/VALANCE SYNFIB	900	900	840	961
630319	CURTAINS/BLINDS/VALANCE TEXMAT	1212	2848	551	1254

Contd.

10.11 Imports by Economic Categories (Detail)

(In Thousand Rupees)

Items		Sept., 2021	From July, 2021	Sept., 2020	From July, 2020
630391	OTH CURTAN,BLIND,VALANC OF COT	46	46	59	59
630392	OTH CURTAINS/VALANCE OF SYNFIB	6992	67056	6722	25534
630399	OTH CURTAINS/VALANCE OF TEXMAT	342	891	2831	47606
630419	BED-SPREADS, OTHERS	977	1184	15	158
630420	BED NETS		491		
630491	OTH FURNISHING ARTICLES KNITED	36	3047		642
630492	OTH FURNISHING ARTICLE COT KNT		131	196	196
630499	OTH FURNISHING ARTICLES TEXMAT	16	350	2	168
630510	SACK/BAGS OF JUTE OTH TEX FIB		1218	2207	5745
630520	SACKS AND BAGS OF COTTON	2481	2481	48	103
630532	SACK/BAGS MAN-MADE TEX MATERIL		1945		
630533	SACK/BAGS OF POLYETHYLENE/PROP	484	8671	248	13152
630539	OTH SACK/BAGS MAN-MADE TEX MAT	14857	36670	4127	9515
630590	SACKS/BAGS OTH TEX MATERIAL	2190	11029	889	9124
630612	TARPAULINS,AWNINGS ETC SYN FIB	17169	56103	29395	67354
630619	TARPAULINS,AWNINGS OF TEX MAT		346	201	692
630622	TENTS OF SYNTHETIC FIBRES	2379	3213	31	73
630629	TENTS OF OTH TEX MATERIAL	286	2115	8	1019
630630	SAILS OF OTH TEXTILE MATERIAL		12		
630640	PNEUMATIC MATTRESSES OTH TEX-M	1690	8174		
630690	OTH CAMPING GOODS OTH TEX NAT	109	658	22	65
630710	FLOOR/DISH/CLEANING CLOTH ETC	8975	40785	7158	853102
630720	LIFE-JACKETS AND LIFE-BELTS	8007	18733	18684	32709
630790	OTH MADE UP ARTICLE DRESS PTN	314689	878274	205309	1017827
631090	USED&NEW RAGS,SCRAP ETC TEXMAT	17547	51600	14102	37730
640110	FOOTWEAR INCORPORATPROTE M-TOE	203	920	5331	11449
640192	OTH FOOTWEAR COVERING ANKLE		241		503
640199	OTH FOOTWEAR NES UPPER NOT FXD	2	32	388	3464
640212	SPORTS FOOTWEAR,SKI-BOOT ETC	1	33	15	23
640219	OTH SPORTS F-WEAR SOLES RUB/PL	15669	55771	17917	34721
640220	F-WEAR WITH UPPER STRAP ASSEMB	14560	59154	22458	41730
640291	F/WEAR COV ANKLE SOLE/UPPERS	1097	1097		
640299	OTH F/WEAR SOLE/UPPER RUB/PLAS	17766	44472	40934	56740
640312	SPORTS FOOTWEAR SKI/SNOWBOARD	29	181	40	149
640319	OTHER; SPORTS FOOTWEAR	2424	13006	6457	30942
640320	FOOTWEAR OUTER SOLE OF LEATHER		412	45	70
640340	OTH FOOTWEAR WITH METLTOE CAP	17202	39825	6456	15204
640359	OTH FOOTWEAR OUTERSOLE LEATHE	4122	9609	78	197
640391	OTH F-WEAR OUTERSOLE COMP LEA	184	1319	5	248
640399	OTH F-WEAR O/S RUB, PLAS, LEA	7261	23380	6278	18541
640411	SPORTS FOOTWAR SHOES RUB/PLAS	33838	91172	50522	67432
640419	OTH FOOTWEAR OUTER SOLE RUB/PL	446152	834317	299534	617114
640420	FOOTWEAR OUTERSOLE COMP LEATHR	136	2248	467	596
640510	FOOTWEAR UPPER/COMP LEATHER	53377	90074	4923	17914
640520	FOOTWEARS UPPER TEX MATERIAL	1833	9153	496	3132
650400	HATS&OTH HEADGEAR PLAITED		29	35	35
650500	OTH HATS AND HEADGEAR KNITTED	40762	156194	116763	142478
650610	SAFETY HEADGEAR	17533	93908	25624	59022
650691	OTH HEADGEAR RUBBER/PLASTICS	8058	8491	1081	5599
650699	OTH HEADGEAR OF OTH MATIRIALS	1473	12128	49946	50452
650700	HEADBAND LINING COVERHAT FOUN	4695	11845	2974	3850
660110	GARDEN OR SIMILAR UMBRELLAS	3675	9399	993	2659
660191	OTH UMB WITH TELESCOPIC SHAFT	140	196	26	67
660199	OTH UMBRELA/SUN UMBRELLAS	24997	43404	35828	62030
660200	WALKING STICKS SEAT STICKS	3396	10265	825	2673
660320	UMBRELLA FRAMES INCL F/MOUNTED		395	102	102
660390	OTH PATS/FITTING UMBRELLAS	1135	1135	36	182
670100	SKINS AND OTH PARTS OF BIRDS				12
670210	ARTICLE MADE ARTIFICIAL FLOWER	16351	45949	16538	35850
670290	ARTIFICIAL FLOWER,FOLIAG O/MAT	18124	65970	36107	53503
670300	HUMAN HAIR DRESSED THINNED BLE			3	18
670411	COMPLETE WIG OF SYN.TEXT MAT.	181	3303	22	1559

Contd.

10.11 Imports by Economic Categories (Detail)

(In Thousand Rupees)

Items		Sept., 2021	From July, 2021	Sept., 2020	From July, 2020
670419	OTH BEARD, EYE BROW SYN.TEX MA	2495	17823	4316	19026
670420	WIGS,BEARDS OF HUMAN HAIR	186	186		361
691090	OTH CERAMIC SINKS WASHBASIN PE		1047	1003	2405
691110	TABLEWARE & KITCHENWARE	173605	633225	226054	536634
691190	OTH HOUSEHOLD ARTICLES OF PORN	44138	119712	24291	67414
691200	CERAMIC TABLEWEAR KITCHENWEAR	2864	22999	15242	35915
691310	STATUT ORNAMENT PORCELAIN CHI	370	1255	706	2023
700992	FRAMED GLASS MIRRORS	5125	24303	10812	29930
701010	AMPOULES	21142	44747	11817	21401
701020	STOPPERS,LIDS AND OTH CLOSURES	19564	74333	29766	68964
701190	OTHER, GLASS ENVELOPES				103
701310	INDOOR D?COR OF GLASS CERAMICS	9527	44934	5089	26979
701328	OTH STEMWARE DRINKING GLASS	8241	11209	3977	4088
701337	OTH DRINKING GLASS O/T GL-CEMI	10801	19695	3850	10029
701341	G-WARE TABLE,KICH LEAD CRYSTAL		10		
701342	G-WARE LINEAR C-EXPENSION-5x10			43	94
701349	O-GL-WARE L-C-EX=5x10 T,0-300C	127222	410911	200688	525788
701391	OTH GLASS-WARE OF LEAD CRYSTAL			6	12
701590	OTH CLOCK/WATCH/NON-CORRETVE	2809	6411	250	447
701690	OTH PAVING BLOCKS/SLABS/BRICKS	300	3880	29	184
701710	LAB HYG/PHAR GL-WARE W/N GRADU	4985	24318	3715	12554
701720	LAB HYG/PHAR GLASSWARE L/C=10K	452	1013	3962	5407
701790	OTH LAB GLASSWARE ETC N.S.	11857	41864	3734	17424
701810	GLASS BEADS, S/PERAL/PRE-STON	128581	437850	168406	388838
701820	GLASS MICROSPHERRES=1MM DIA	8163	21843	14524	29668
701939	OTH WEBS,MATTRESSES,BOARD ETC	114157	336245	118852	302094
701940	WOVEN FABRICS OF ROVINGS	2864	12397	8412	12044
701951	OTH WOVEN FABRICS WIDTH=30 CM	13831	28852	9794	22807
701952	OTH WOV FAB WID<30CM WT<250G/M		4543		
701990	OTH ARTICLES OF GLASS FIBRES.	118797	216065	82203	158557
711299	OTH WASTE/SCRAP PRECIOUS METAL	9000	24953	3953	13242
711311	ARTICLE OF JEWELLERY OF SILVER		78		
711319	ART OF JEWEL OF OTH PRE METAL	27	390		311
711320	ART(JEWELRY)BASE MTL-CLD P-MTL	100	100	172	177
711411	ART OF SILVER WARES W/N PLATED	1687	1687		
711510	CATALYST INFORM WIRE/GRIL PLAT	112412	112412		635970
711590	OTH ART PREMET/MET CLAD P/MTL	219159	505044	34896	54838
711610	ART NATURAL/CULTURED PEARLS				8
711620	ART PRECIOUS/SEMI-PRE STONES		1892	6551	6595
711711	CUFF-LINKS/STUDS-BASE METAL	787	2386	175	434
711719	OTH IMITATION JEWELLERY B/METL	44558	149582	37389	129424
711790	OTH IMITATION JEWEL B/METL,N.S	20040	75885	18238	41938
731829	OTH COACH SCREW,BOLTS,NUT I/S	19921	68128	23742	333429
731940	SAFETY PINS & OTHER PINS	3851	20685	3317	6257
732090	OTHER,SPRING OF IRON AND STEEL	39721	93226	29211	79568
732111	COOKING APPLI&PLATE WARMER GAS	22437	77499	17975	52025
732112	COOK APPLI/PLAT WARMER LIQ FUL	59	59		2133
732119	O-COKING APPLI INCL SOLID FUEL		5		
732181	OTH APPLI FOR GAS & OTH FUELS	1667	2105	5062	5075
732182	OTH APPLI FOR LIQUID FUEL	82	82		
732189	OTH APPL INCL APPLI SOLID FUEL	2005	3335	1300	3217
732290	OTH AIR HEATER&HOT AIR DUSTRBU	40	1675	829	15884
732310	IRON/STEEL WOOL,POT SCROEL ETC	10919	44426	28112	101700
732391	OTH BUCKETS OF CAST IRON ENAMA	538	1124	112	557
732392	OTH H-HOLD ART CAST\IRON ENAMA	358	1413	742	848
732393	OTH DOMESTIC UTEMSILS STA-STEL	5211	22130	5137	8003
732394	OTH DOMESTIC UTENSIL IRON/STEL	23510	78138	23632	75103
732399	OTH H-HOLD ARTCL, PART THEREOF	47404	119992	44720	92430
732410	SINK&WASH BASIN STAINLESS STEL	24054	83233	16015	75712
732421	BATH TUBS CAST\IRON W/N ENAMEL	2320	6772	889	8462
732429	OTH BATH,SINK,W-BASIN ENA IRON	17270	61248	14717	44387
741539	OTH THREAD ARTICLES OF COPPER	7300	8417	2292	3839

Contd.

10.11 Imports by Economic Categories (Detail)

(In Thousand Rupees)

Items		Sept., 2021	From July, 2021	Sept., 2020	From July, 2020
741810	TABLE,KITCH/OTH HOUSEHOLD ARTI	2	476		5
741820	OTH SANITARY WARE,PARTS COPPER	482	1972	4136	5452
741991	CAST,MOULDED,STAM,FORGED,COPPE	303	12087	4124	27235
750720	TUBE OR PIPE FITTING NICKEL	93	93		2456
750810	CLOTH,GRIL NETING OF NICK WIRE		1791		3926
761490	OTH STRAN WIR,ROP,CABL,PL ALUM		483031	795114	1178554
761510	TABLE,KITCH,POT POLISHPAD ALUM	34950	75269	29493	45842
761520	SANITARY WARE&PATS OFALUMINIU	2708	9576	1738	3251
761610	NAILS,BOLT,NUT,SCREW ETC ALUMI	304	6800	433	1740
761691	CLOTH,GRIL,FENCING OF ALUM WIR	376	672		3089
780420	LEAD, POWDERS AND FLAKES		29	808	808
790500	ZINC PLAT SHEET, STRIP & FOIL		393	10	10
800300	TIN BAR, ROD, PROFILE AND WIRE	1171	4103	25	447
810295	OTH MOLYBEDNUM BAR,ROD,SINTER	3610	3610		
820900	PLATE STICK,TIPS TOOL CERMET	35747	62244	16822	34929
821000	HAND-OPERATE MECHANICAL APPL	22039	74053	24149	65760
821110	SETS OF ASSORTED ARTICLES	243	319		2
821191	TABLE KNIVES HAVING FIX BLADE.	503	4310	1400	4725
821192	OTH KNIVES HAVE FIXED BLADES.	17905	66797	18985	50249
821193	KNIVE OTH THAN FIXE BLADES.	1665	6146	475	1925
821194	BLADES	1411	3768	789	2279
821195	HANDLES OF BASE METAL		101	318	529
821210	RAZORS	134109	314252	130096	226873
821220	SAFETY RAZOR BLADES,	66352	227974	59586	105981
821290	OTHER PARTS	752	7434	9451	29601
821300	SCISSORS,TAILORS,SHEARS BLADE	6608	21889	8552	16308
821410	PAPER KNIVES,LETTER OPENER,ETC	1921	9141	1625	4869
821420	MANICURE OR PEDICURE SETS.	2401	8882	3015	4388
821490	OTH ARTICLES OF CUTLERY .	16317	45884	8708	25550
821510	SET OF ASORTED ARTICLE-PRECMTL		167	9	26
821520	OTH SETS OF ASSORTED ARTICLE.	2500	4658	2811	4901
821599	OTHER ARTICLES	5975	23469	7376	17985
830110	PADLOCKS	219907	643617	169285	356080
830120	LOCKS FOR MOTOR VEHICLES.	20802	76899	14786	48807
830130	LOCKS FOR FURNITURE	48952	138432	29554	108829
830140	OTHER LOCKS	85328	253530	77079	171631
830150	CLASPS AND FRAMES WITH CLASPS.	61	639	85	691
830160	PARTS OF LOCKS	93287	377248	92420	320882
830170	KEYS PRESENTED SEPARATELY	1625	30150	342	2634
830210	HINGES	75030	283505	42838	170958
830220	CASTORS	39191	106798	43702	135391
830230	OTH MOUNTING,FITING MOT-VEHICL	1416	9104	1423	2151
830241	OTH MOUNTING,FITING BUILDING	1662	5402	3545	5818
830242	OTH MOUNTING,FITING FURNITURES	129444	463144	129574	323219
830249	OTH FITINGS OF BASE METAL N.S.	107125	337085	99257	262319
830250	HAT-RACKS,HAT-PEGS,BRACKET&FIX	7665	60234	730	1841
830300	ARMOURED/REINFORCED SAF B-MTL.	21234	37738	10289	14246
830400	FILING CARD-INDEX CABINET/TRAY	1230	2969	3889	7518
830510	FITTING FOR LOOSE-LEAF BINDERS		136	103	103
830520	STAPLES IN STRIPS	28492	83890	19515	39513
830590	OTH, INCLUDING PARTS	9815	35583	12365	31315
830610	BELLS,GONGS ETC.ELECTRIC METAL	2919	9901	977	3501
830621	STATUETT OTH ORNAMENT BASE MTL	65	154		24
830629	OTH STATUETT OTH ORNAMENT	17034	68487	14342	38861
830630	PHOTOGRAPH,PICTURE FRAME MIROR	36	375	96	96
830710	FLEXIBLE TUBING OF IRON/STEEL	15680	59405	11091	25217
830790	FLEXIBLE TUBING OF BASE METAL	27563	95769	64667	356863
830810	HOOKS, EYES AND EYELETS	56233	204677	70697	206941
830820	TUBULAR OR BIFURCATED RIVET	1636	11366	3494	7229
830890	OTH ARTICLES B/METAL INC/PARTS	51115	176440	37528	85633
830910	CROWN CORKS OF BASE METAL	100	300		70
830990	OTH;SCREW CAPS POURING STOPERS	128403	424060	106777	249716

Contd.

10.11 Imports by Economic Categories (Detail)

(In Thousand Rupees)

Items		Sept., 2021	From July, 2021	Sept., 2020	From July, 2020
831000	SIGN-NAME PLATE,ETC.BASE METAL	11492	14669	14663	24461
831110	COATED ELECTRODE OF BASE METAL	127003	418555	88038	236856
831120	CORED WIRE OF BASE METAL,	14354	65619	4144	43012
831130	COATED RODS&CORED WIRE,B/METAL	16818	60087	2761	21798
851290	PARTS OF THE HEADING NO.85.12	46449	117775	17583	35330
852290	OTH T/COM EQ/AC HD 85.19-85.21	199146	541171	184708	293266
852321	CARDS INCORPORTAING MAG STRIPE	141960	309783	43471	188314
852329	MAGNETIC DISCS	496	2268	992	8463
852341	OTHER OPTICAL MEDIA UNRECORDED	6517	12970	1400	8432
852349	OTHER OPTICAL MEDIA	642224	1879395	709939	2501634
852351	SOLID STATE NON-VOLATILE STORA	24952	74624	41739	78901
852352	SMART CARDS SEMICONDUC MEDIA	295031	727114	150095	499319
852359	PROXIMITY CARDS AND TAGS	93404	364565	100547	173519
870990	PARTS,H-NO.87.09 OF WORK TRUCK		486		3452
871499	OTHER,PARTS AND ACCESSORIES	27735	137491	25100	82014
880390	OTH PARTS OF H-88.01 OR 88.02	92009	342326	197484	548022
902000	OTH BREATHING APP & GAS MASK,	26415	96443	150625	312778
902110	ORTHOPAEDIC/FRACTURE APPLIANCE	7423	31735	17743	31130
902121	ARTIFICIAL TEETH	6	31	628	737
902129	OTHER; DENTAL FITTINGS	3871	7259	404	1439
902131	ARTIFICAL JOINTS	75151	242597	72677	199119
902139	OTH ARTIFICAL PARTS OF BODY	236283	579095	60520	194302
902140	HEARING AIDS,EXCL PART/ACCESSO	48109	146068	19264	66013
902150	PACEMAKER STIMULAT HEART MUSCL	98322	254758	25073	170740
903300	PARTS& ACCE OF HEARING AIDS	46504	107985	19193	69217
910111	WRIST WATCH,ELE OPE,MECH DISPL	2964	14118	92	149
910119	O-W-WATCH ELECTRICALY OPERATED	10903	29587	4938	12197
910121	O-WRIS-WATCH,AUTOMATIC WINDING		8		
910129	O-W-WATCH,W/N INCO.STOP WATCH	147	649	114	137
910191	OTH. POCKET-WATCH ELE OPERATED	3	3		22
910199	O-WATCHES INCL STOP WATCHES	4548	10948	317	1589
910211	W-WATCH,MACH DISPL O/TH H-9101	16818	37354	109343	170703
910212	W-WATCH,OPTO ELECTRONIC DISPLY		121		
910219	O-W-WATCH W/N INCOR STOP WATCH	3414	7914	1606	50616
910221	W-WATCH,AUTO-WIND O/T H-9101	1175	2636		
910229	O-W-WATCH O/THAN H-9101	137330	338970	85205	160171
910299	O-POCKET/STOP WATCH O/T H-9101	706	2984	2633	5405
910310	CLOCK WATCH MOVE ELECT OPERATD	42	42		
910390	OTH,CLOCKS WATCH MOV EX.91.04	69	188	365	918
910400	INS PANEL CLOCK-AIR&SPACECRAFT	2	2		
910511	ALARAM CLOCK,ELECTRICALLY OPE.		1099		1818
910519	OTHER, ALARAM CLOCK	64	1117	652	2964
910521	WALL CLOCK,ELECTRICALLY OPERAT	987	1792	533	1359
910529	OTHER WALL CLOCKS	2026	14567	4773	15986
910591	OTH,CLOCK ELECTRICALLY OPERATD				1017
910599	OTHER CLOCKS	3660	7319	260	477
910610	TIME-REGISTER,TIME RECORDERS	444	2252	376	446
910690	OTH,TIME OR DAY RECORDING APPA		13364	686	3190
910700	TIME SWITCHES WITH CLOCK/WATCH	36338	86417	29205	84084
910811	WATCH MOVE ELEC.OPE MACH DISPL	13	26		
910812	WATCH OPTO-ELECTRONIC DISPLAY	111	351	131	131
910819	OTH,WATCH MOVE ELECT.OPERATED	35	72	198	367
910890	OTH,WATCH MOVE COMPLETE ASSEMB	92	446		72
910910	ELE OPER.CLOCK MOVE COMP/ASSEM	518	1125	1177	1963
910990	OTH CLOCK MOVEMENT COMP&ASSEMB	6133	14744	2865	6654
911011	COMP MOVE,UNASSEMBLED WATCH		1526	377	888
911019	ROUGH MOVEMENTS,OF WATCHES			2	28
911090	OTH,COMP MOVE WATCH/CLOCK UN-A	51	621	37	309
911110	WATCH CASES PRE METAL/CLAD P-M	17	17		
911180	OTHER;WATCH CASES		1449		90
911190	PARTS OF WATCH CASES	390	4684	3097	7607
911220	CLOCK CASE&CASE OF SIMIL GOODS	4	2630	584	1911

Contd.

10.11 Imports by Economic Categories (Detail)

(In Thousand Rupees)

Items		Sept., 2021	From July, 2021	Sept., 2020	From July, 2020
911290	PART OF CLOCK CASE/SIMILR CASE	181	3666	2377	3008
911320	WATCH STRAPS,BAND OF BASE METL		15		
911390	OTH,WATCH STRAPS,BANDS PART	19076	57037	18509	31414
911410	SPRINGS,INCLUDING HAIR-SPRINGS		3		
911430	DIALS		149	11	11
911440	PLATES AND BRIDGES			2	2
911490	OTH;CLOCKS OR WATCH PARTS,N.S.	22542	50373	15285	29576
920110	UPRIGHT PIANOS			664	1143
920120	GRAND PIANOS			129	187
920190	OTH,HARPSICHORD KEYBOARD STRIN	2150	5698	4730	11684
920210	OTH STRING PLAYED WITH A BOW		81		43
920290	OTH,STRING MUSICAL INSTRUMENTS	1927	8075	7267	21657
920510	BRASS-WIND INSTRUMENTS		802		
920590	OTH,WIND MISICAL INTRUMENTS,NS	31	39	4	61
920600	PERCUSSION MUSICAL INSTRUMENTS		243	214	226
920710	KEYBOARD INS,O/THN ACCORDIONS		161	706	2774
920790	OTH,MUSICAL INSTRUMENTS	249	1002	2086	5157
920810	MUSICAL BOXES	222	337	618	3413
920890	OTH;MECHANICAL STRET ORGAN,INS	2209	23858	3400	22460
920930	MUSICAL INSTRUMENT STRINGS		296	52	102
920992	PARTS&ACCE MUSICAL INS H-92.02	43	286	434	492
920994	PARTS&ACCE MUSICAL INS H92.07		23		
920999	OTH;PARTS&ACCE(CARDS,DISCS)	38	68	4	5
930190	OTHER MILITARY WAPONS	75	722716	554	554
930200	REVOLVERS PISTOLS,O/TH93.3.04	275110	749724	15452	26495
930320	OTH,SPORTING,HUNTING SHOTGUNS	10199	20287	151	225
930330	OTH,SPORT,HUNTING,SHOTING RIFL	60554	151812	1189	1735
930400	OTH,ARMS OF HEADING NO.93.07	896	10551	5353	12636
930510	PARTS ACCE OF REVOLVERS,PISTOL		40	76	76
930520	PARTS&ACC.SHOTGUNS/RIFL.H-9303	350	987	134	920
930599	OTH PART&ACCE.ARTILERY H93.01			44	61
930629	OTH,PARTS OF SHORTGUNS CARTRIG	4089	4356	123	157
930630	OTH,CARTRIDG & PARTS THEREOF.	8435	18262	9845	24631
930700	SWORDS,CUTLASSES,BAYONETS,LANC	127	305	15	62
940110	SEATS OF A KIND USED,AIRCRAFT.	2054	3332		654
940120	SEATS FOR MOTOR VEHICLES.	6357	13816	3715	8466
940130	SWIVEL SEATS VARIABLE HEIGHT.	48591	122756	30190	83264
940140	SEATS O/THN GARDEN SEATS,CAMP	2902	8788	1072	2786
940159	OTH SEATS AND PARTS THEREOF	1013	5134	206	724
940161	OT,SEATS UPHOLSTERED WOOD FRAM	4240	12575	3578	10989
940169	OTHER SEATS,WITH WOODEN FRAMES	2508	6271	1819	4778
940171	OT-SEATS UPHOLSTERED METALFRAM	16083	57299	13763	40315
940179	OTHER SEATS;WITH METAL FRAMES	59537	164285	29155	87811
940180	OTHER SEATS WITH METSL FRAMES	19354	61259	15673	43738
940190	PART OF THE SEATS OF H-94.01.	616080	1592384	265913	475670
940310	METAL FURNITURE USED IN OFFICE	1260	10403	6421	12840
940320	OTH,METAL FURNITURE O/THN OFFI	11523	107964	13344	37703
940330	WOODEN FURNITURE-OFFICE USE	5068	14594	8405	29493
940340	WOODEN FURNITURE-KITCHEN UES	6643	23499	5890	26426
940350	WOODEN FURNITURE FOR BEDROOMS	12896	43755	31801	79601
940360	OTHER WOODEN FURNITURE	16734	49115	11151	31692
940370	FURNITURE OF PLASTICS	5610	20346	7191	17038
940382	FURNITURE OF BAMBOO	38	38	2	2
940383	FURNITURE OF RATTAN		12	22	22
940389	OTHER FURNITURE OF CANE, OSIER	3382	12093	411	1383
940390	PARTS FURNITURE H -NO.94.03.	16876	37598	5649	15520
940410	MATTRESS SUPPORTS	33	5743	12508	23083
940421	MATTRESS CELLU RUBBER/PLSTIC	932	934	139	473
940429	MATTRESS OF OTHER MATERIALS	3199	5191	359	3191
940430	SLEEPING BAGS	983	10458	4	377
940490	OTH,ARTI BEDDING&SIMI FURNISH.	751	56261	4481	5926
940510	CHANDELIERS & OTH ELE CEILING.	295462	767013	173368	453296

Contd.

10.11 Imports by Economic Categories (Detail)

(In Thousand Rupees)

Items		Sept., 2021	From July, 2021	Sept., 2020	From July, 2020
940520	ELECTRIC TABLES,DESK,BEDSIDE	7454	22589	3339	15114
940530	LIGHTING SETS CHRISTMASTREES	161371	413491	76794	151128
940540	OTH ELE LAMPS,LIGHTING FITTING	221175	451733	57781	142106
940550	NON-ELE LAMPS LIHTING FITTING.	767	1766	87	6260
940592	PARTS OF PLASTIC H-94.05,N.E.S	976	3235	1832	4137
940610	GREEN HOUSES OF WOOD	46105	67566	1655	225622
940690	OTHER PRE. FABRICATED BUILD	476047	893273	69927	622928
950300	TRICYCLES,SCOOTERS,PADAL CARS	347789	920866	371010	901637
950420	ARTI&ACCE, BILLIARDS ALL KIND	510	5576	950	6175
950430	OTH GAMES OPERATED BY COIN	179	2050	129	239
950440	PLAYING CARDS	5777	24757	13378	36701
950450	VIDEO GAMES CONSOLES&MACHINES	590	1284		495
950490	OTH;ARTICLES FOR FUNFAIR,TABLE	3407	11734	4696	13862
950510	ARTI FOR CHRISTMAS FESTIVITES.		255		10
950590	OTHER ENTERTAINMENT ARTICLES	56245	199220	53203	197764
950611	SNOW SKIS				7
950619	OTH;SNOW SKI EQUIPMENT.	900	1329		164
950629	OTH;WATER SKI,SURF BOARD W-SPO	24	152		703
950631	GOLF CLUBS COMPLE/OTH GOLF EQU	21	887		
950632	GOLF BALLS	112	4116	238	301
950639	OTHER;GOLF EQUIPMENTS	480	1643	287	1995
950640	ARTI,EQUIP FOR TABLE-TENNIS.	3022	6274		1347
950651	LAWN-TENNIS RACKETS,W/N STRUNG	2250	2869	214	939
950659	OTH; BADMINTON,SIMILAR RACKET	4045	11697	5492	22085
950661	LAWN TENNIS BALLS		5582	7255	17244
950662	INFLATABLE BALLS	13121	37600	22932	58626
950669	OTH BALL O/THN GOLF,T-TEN BALL	2994	8473	2582	6359
950670	ICE SKATES,ROLLER INCL SKABOOT	4170	8483	3091	5688
950691	EQUIP. FOR OTHER PHY EXERCISE	96761	396016	84538	287375
950699	OTHER;SPORTS GOODS N.E.S.	5856	23660	8425	39989
950710	FISHING RODS	41	268	48	101
950720	FISH -HOOKS,W/N SNELLED	294	2137	2556	3458
950730	FISHING REELS	87	725	163	163
950790	OTH LINE FISHING TACKLE NETS	349	1216	336	1773
950810	TRAVELLING CIRCUSES/MENAGERIES		1680		
950890	SWINGS,SHOOTING GALLERIES ETC.	21254	55620	3854	21193
960110	WORKED IVORY,ARTICLES OF IVORY	5	5		
960190	OTH,ANIMAL CARVING MATERIL,ART	14	383	71	148
960200	WORKED VEGE,MINERAL MATERIAL	166882	453531	138683	447691
960310	BROOM,BRUSHE,CONS TWIN,VEG-MAT	1186	6982	1955	6026
960321	TOOTH BRUSHE,INCL DENT-PLA BRU	27177	92567	28237	102016
960329	OTH;SHAVING,HAIR,NAIL BRUSHES.	8305	50070	16007	46937
960330	ARTST,WRITING,SIMILAR BRUSHES	3989	20253	4889	15252
960340	PAINT,DISTEPER,VARNISH BRUSHES	1487	3745	135	3214
960350	OTH BRUSHES CONSTI PART MACHIN	2934	13491	4937	15966
960390	OTH;HAND OPE MECHNICAL F-SWEPR	72298	139473	18345	57201
960400	HAND SIEVES AND HAND RIDDLES.		134		66
960500	TRAVEL SETS FOR PERSONALTOILE.	87	501	1199	1405
960610	PRESS-FASTENERS,SNAP-FASTENER.	50107	163740	62515	135269
960621	BUTTON OF PLASTICS,NOT COVERED	37325	146232	43143	124648
960622	BUTON OF BASE METAL,COVER TXT	15701	37094	8700	27293
960629	OTHER BUTTONS	11736	47859	11448	28596
960630	BUTTON MOULD,PART,BUTTON BLANK		1119		3433
960711	SLIDE FASTENER FIT CHAIN SCOP.	17428	87750	10402	29009
960719	OTHER;SLIDE FASTENERS	399072	1231973	120758	390990
960720	PARTS; SLIDE FASTENERS	56984	167359	10502	17204
960810	BALL POINT PENS	14206	63302	2801	12919
960820	FELT TIPPED.PORUS TIPPED PEN	33401	127333	6742	81218
960830	FOUNTAIN PEN,STYLOGRADH PEN	10296	21299	3870	9862
960840	PROPELLING OR SLIDING PENCILS		1		36
960850	SETS OF ARTICLS FROM TWO FOR-H	1717	5722	583	1152
960860	REFILLS FOR BALL POINT PEN.	22665	43755	1135	1284

Contd.

10.11 Imports by Economic Categories (Detail)

(In Thousand Rupees)

	Items	Sept., 2021	From July, 2021	Sept., 2020	From July, 2020
960891	PEN NIBS AND NIB POINTS	69139	111374	7314	11809
960899	OTH;PEN,PENCILE,SIMILAR HOLDER	24205	56592	8860	18039
960910	PENCILS&CRAYON W-LEADS ENCASD.	115397	429504	32233	97511
960920	PENCIL LEADS,BLACK OR COLOURED	1273	3186	875	3684
960990	OTH;PENCIL,DRAWING CHARCOALS.	13737	31823	1567	4932
961000	SLATES&BOARDS,WRITNG/DRAWIN	3902	9532	4688	14208
961100	DATE,SEALING OR NUMBERING STAM	6785	8362	3132	4714
961210	TYPEWRITER OR SIMILAR RIBBONS	38885	91769	8937	50975
961220	INK-PADS	56	59		1
961310	POCKET LIGHTERS,GAS FUELLED	1120	30915	808	880
961320	POCKET LIGH,GAS FUELL,REFILLAB		15006	6041	7739
961380	OTHER LIGHTERS	353	23581	3496	14078
961390	PARTS OF CIGARETTE LIGHTERS	34335	86252	20194	68998
961400	SMOKING PIPE&CIGAR OR CIG.HOLD	1410	6269	2103	5449
961511	COMBS,HAIR-SLIDES,OF HARD RBER	3679	14219	2785	9464
961519	OTH;HAIRPINS,CURLING PINS,LIKE	1576	7700	1098	3919
961590	OTH;COMES HAIR-SLIDES,LIKE,PAR	55461	206134	72692	213230
961610	SCENT SPRAY SIMI TOILET SPRAY	25701	59310	43697	129517
961620	POWDER-PUFFS&PADS FOR APPLICA	6965	23007	2905	10382
961700	VACCUM FLASKS&OTH VACUM VESS	64808	125120	26390	75526
961800	TAILORS,DUMMIERS&OTH LAY FING.	3490	38648	2787	7445
962000	MONOPODS, BIPODS, TRIPODS	6731	22799	4711	10126
970110	PAINTING,DRAWING,PASTELS.	164	1246	10689	17526
970190	OTH COLLAGES&SIMI DECORATIVE	324	1207	536	1936
970300	ORIGINAL SCULPTURES&STATUARY	348	448	123	123
970400	POSTAGE&REVENUE STAMPS,ST-POS	91	142	27	44
970500	COLLECTIONS&COLLECTORS, PIECS.	21	21		
970600	ANTIQUES OF AN AGE EXE 100 YE.	9	9		
990900	TRANSACTIONS LESS THAN RS.1000	326	6498	68392	190088
991000	SAMPLES HAVING NO-COMMER VALUE	90169	361802	265584	508715
	2. RAW MATERIAL TOTAL (A + B)	593850695	1664947584	389293299*	1028489337
	A. CONSUMER GOODS TOTAL	482962798	1365172603	306403527*	813915887
20990	O, POULTRY FAT FR/CH/FZ,DRI,SM			19263	19263
50100	HUMAN HAIR,UNWORK NOT WASHED	832	832		
50400	GUTS,BLADERS,STOMACH OF ANIMAL	12459	18160	553	12439
50590	OTH SKINS AND PARTS OF BIRDS		11196		
50610	OSSEIN,BONES TREATED WITH ACID		3724		503
50690	OTH POWDER & WASTE OF BONES	1470	4438	3808	12750
50790	OTH TORTOISE-SHELL WHALEBONE	1220	7337	173	173
50800	CORAL&SIMILAR MATERIAL/POWDER		243	85	85
51110	BOVINE SEMEN	6438	78909	65502	136602
51199	OTH ANIMAL PRODUCTS NOT ELSWHE	85	168		
60110	BULBS TUBERS,TUBEROU,ROOT,ETC	8097	20970	1645	5214
60210	UN-ROOTED CUTTING AND SLIPS				159
60220	TREES,SHRUBS,BUSHES,GRAFTED	6984	12036	929	11726
60290	OTHER LIVE PLANTS	774	956	79420	141475
60311	ROSES FRESH			35	35
60314	CHRYSANTHEMUMS FRESH	235	1590	653	1210
60315	LILIES FRESH			15	15
60319	OTH FRESH FLOWER,BUDS FOR BOUQ	5230	15821	4398	9201
60390	OTH FLOWERS & FLOWERS BUDS	1007	2205	1091	3259
110812	MAIZE (CORN), STARCH	10157	10665	12240	24284
110813	POTATO, STARCH	81006	201170	56302	156381
110814	MANIOC (CASSAVA) STARCH	7539	30192		14463
110819	OTHER STARCHES	207	207		

Contd.

10.11 Imports by Economic Categories (Detail)

(In Thousand Rupees)

Items		Sept., 2021	From July, 2021	Sept., 2020	From July, 2020
110820	INULIN	17562	17562	718	6172
110900	WHEAT GLUTEN,WHETHER/NOT DRIED	23288	82261	4616	37744
120110	SOYA BEAN SEED	15503289	60577773	9140123	35680669
120241	OTH GROUND NUTS IN SHELL	1750	1750	1084	1517
120242	GROUND-NUTS SHELLED BROKEN/N-B	109522	297739	50431	189440
120300	COPRA	289016	597012	318863	610559
120510	LOW ERUCIC ACID RAPE/COLZASEED	14247385	22334408	10378998	16501783
120590	OTHER RAPE/COLZA SEED	55958	55958	47725	69743
120600	SUNFLOWER SEED,WHETH/NOT BROKE	23522	48322	14758	137504
120740	SESAMUM (SESAME) SEEDS		5		
120750	MUSTARD SEEDS				21
120760	SAFFLOWER SEEDS		212	5601	27717
120770	MELON SEEDS				984
120799	OTH,OIL SEED/OLEAGINOUS FRUITS			7	135
120810	FLOUR AND MEALS OF SOYA BEANS	2808	2808		3039
120910	SUGAR BEET SEED USE FOR SOWING		213955	127756	127756
120921	LUCERNE (ALFALFA) SEED	76065	106928	94072	204014
120922	CLOVER (TRIFOLIUM) SEED	1174538	1885767	915328	2062421
120925	REY GRASS SEED		18738	6978	6978
120929	OTHER SEEDS OF FORAGE PLANTS	55662	121059	38231	91721
120991	OTHER; VEGETABLE SEEDS	662493	2175011	826525	2028686
120999	OTH SEEDS OF FRUIT FOR SOWING	44030	110118	79803	169028
121190	OTH PLANTS AND PARTS OF PLANTS	121700	317226	146459	354068
121221	SEAWEDS/ALGAE FIT FOR HUMAN		572		
130190	OTH;NATURAL GUM,RESIN & BALSAM	97741	331562	36934	110382
130212	SAP AND EXTRACTS OF LIQUORICE	716	920		
130219	OTH SAPS & EXTRACT OTH VEG SAP	75657	164455	35080	150510
130220	PECTIC SUBSTANCES,PECTINATES	9758	55688	27245	105085
130231	AGAR-AGAR	5073	10043		25525
130232	MUCILAGES&THICKENERS,LOC SEED	56722	141840	6127	65944
130239	OTHER MUCILAGES AND THICKENERS	84650	176834	52777	144770
140110	BAMBOOS	6392	51853	4990	22121
140120	RATTANS	579	13154	10427	33313
140490	TENDU LEAVES(BIDI LEAVES)	464279	1490287	453606	1521793
150190	POULTRY FAT OTH THAN H-02.09	12253	38437		16320
150210	TALLOW (OTHER THAN OF H-15.03)	51426	130177	38111	81035
150300	LARD STEARIN/OIL,TALLOW OILS				9
150410	FISH-LIVER OILS THEIR FRACTION		805		1183
150420	FATS OILS THEIR FRACT OF FISH		10555		
150500	WOOL GREASE,CRUDE,FETTY SUBS	10951	37539		20981
150600	OTH ANIMAL FATS AND OILS/FRACT		489		495
150710	SOYABEAN OIL & ITS FRACT CRUDE	783507	3422855	3000790	7797129
150790	OTH SOYABEAN OIL & IT FRACTION		29991	9490	9490
150890	OTH GROUND NUT OIL & ITS FRACT	1092	1092	281	873
150910	OLIVE OIL & ITS FRACT (VIRGIN)	10196	109660	66977	145399
150990	OTH OLIVE OIL & ITS FRACTIONS	71000	274443	115944	343448
151000	OTH OIL/FR,INCL BLENDS OF OIL				24
151110	PALM OIL & ITS FRACTIONS CRUDE	248460	2866423	1800178	4742323
151190	OTH PALM OIL & ITS FRACTIONS	52543369	143472298	35729224	91747576
151219	OTH SUNFLOWER SEE&SAFLOWER OIL	3711	9625	8402	22803
151311	COCONUT OIL,ITS FRACTION CRUDE	2825	5705		3518
151319	OTH COCONUT OIL,ITS FRACTIONS	59103	202186	64787	199614
151329	OTH PALM KERNEL/BABASSU OIL	66532	363362	106855	164521
151519	OTH LINSEED OIL & ITS FRACTION	356	982		
151529	OTH MAIZE OIL & ITS FRACTIONS	10512	46802	23772	55427
151530	CASTOR OIL AND ITS FRACTIONS	17113	38888	13854	43014
151550	SESAME OIL & ITS FRACTIONS	548	2300	427	427
151590	OTH FIXED VEGETABLE OILS/FRACT	1685	12880	10379	11061
151620	VEG FATS/OILS AND ITS FRACTION	425121	1116683	331538	802883
151710	MARGARINE,EXCL LIQUID MARGARIN	13928	63036	7458	19873
151790	OTH MARGARIN,EDIB MIX/PREP ETC	256917	702394	168233	656139
151800	ANIMAL/VEG FAT/OILOXIDISE ETC	47957	108487	23091	48665

Contd.

10.11 Imports by Economic Categories (Detail)

(In Thousand Rupees)

Items		Sept., 2021	From July, 2021	Sept., 2020	From July, 2020
152000	GLYSEROL,CRUDE WATER & LYES		5434	46698	129683
152110	VEG WAX WHETHER OR NOT REFINED	26515	32388	1553	6572
152190	OTH BEES WAXES,OTH INSECT WAX	4617	38277	13462	27819
152200	DEGRAS,RESIDUES ANIM/VEG WAXES	2983	4923	26377	100833
160100	SAUSE,PROD MEAT-FOOD PREP OFFL		5626	117	3489
220710	UNDENATURE ETHYL ALCOHOL O/SPR	58216	150651	1332	7111
220720	ETHYL ALCOHOL/OTH SPIRITS DEN			879	879
240120	TOBACO-WHOLY/PARTLY STE/STRIP	480017	903603	33383	102040
240130	TOBACCO REFUSE	58837	62025	3983	65354
251010	AAT,C/PHOS,ALUM/C/PHOS&PH/CUG	1696926	2882541	830676	1367201
251020	AAT,C/PHOS,ALUM/C/PHOS&PH/CGD		36		
270810	PITCH		999		9911
270900	PETROLEUM OILS FROM BITUMINOUS	73275859	205961359	41288433	115522422
271019	KEROSENE,INCL KER.TY. JET FUEL	42470459	149811456	22260614	65457130
271020	PETROLEUM OILS(OTH THAN CRUDE)		1593		1335
271099	OTH WASTE OILS	137	1736	278	22407
271111	NATURAL GAS,LIQUIFIED	62716811	168391508	24313054	70024522
271112	PROPANE, LIQUIFIED	8124	15129	1496	2375
271113	BUTANES, LIQUIFIED	262	357		109
271114	ETHYLENE,PROPYLENE,BUTYLENE	85	149		
271119	OTH GAS HYDROCARBONS LIQUIFIED	10132876	22670706	5612768	14899999
271121	NATURAL GAS,IN GASEOUS STATE		64		1351
271290	OTH PETROLEUM WAX ETC	35516	118805	47543	196581
271311	PETROLEUM COKE;NOT CALCINED		2475776		843968
271312	PETROLEUM COKE; CALCINED		2840	4705	13674
271320	PETROLEUM BITUMEN	227180	846873	311380	1165085
271490	OTH BITUMEN & ASPHALT NATURAL.		3875		582
290110	SATURATED ACYCLIC HYDROCARBONS	6351	22357	7571	55894
290121	UNSATURATED ETHYLENE.	948176	2285610	753701	2022626
290129	OTH UNSATURATE ACYLIC HYDCARBN	4469	11854	8348	13455
290211	CYCLOHEXANE	8614	16964		3917
290219	OTH CYCLANES/CYCLOTERPENES	74088	199384	52156	149212
290220	BENZENE, PURE		44		72
290230	TOLUENE, PURE	140413	365278	87257	283320
290241	O-XYLENE	543721	889683	382403	565353
290243	P-XYLENE	5149549	13114305	3898064	8613664
290244	MIXED XYLENE ISOMERS	3082	4092	6960	14917
290250	STYRENE	1416219	4214222	919978	2579694
290270	CUMENE	4602	4602		
290290	OTH CYCLEC HYDROCARBONS	5245	29981	12565	24556
290311	CHLOROMETHANE,& CHLOROETHANE				2
290312	DICHLOROMETHANE(METHYLEN CHLRD	40899	145799	82698	240537
290313	CHOLOROFORM(TRICHLOROMETHANE)	42535	99119	48971	107548
290315	ETHYLENE DICHLORIDE(1,2-DI CH)	652277	1858486	172376	728643
290319	OTH SATAR DERIV ACYCL HYDCARBN	5678	51671	7467	9963
290321	UNSATURATED VINYL CHLORIDE	1049451	1830971		336636
290322	UNSATURATED TRICHLOROETHYLENE	14615	98202	26202	74797
290323	UNSATURATE TETRACHLOROETYLENE	25632	53071	7963	22741
290339	OTH FLUORINATED,BRO DERIVATIES	66620	404778	89955	461262
290371	CHLORODIFLUOROMETHANE	56032	368934	56757	202292
290373	DICHLOROFLUOROETHANES		6781	2938	20515
290377	PENTACHLOROFLUORO METHANE		5451		
290379	OTH CHLORODIFLUOROMETHANE			31	31
290389	OTH HELOGEN DERIV CYCLANIC ETC		13	2	9
290391	CHLOROBENZENE,O-DI/P-DI CHLORO		8779	3672	3881
290399	OTH HALOGENATED DERIV H.CARBON	4024	17704	982	1010
290410	DERIV SULPHO GRP IT SALT/EYHYL	20547	47488	10499	53862
290420	DERIVAT ONLY NITRO/NITRO GROUP	3486	11548	2948	6729
290499	OTH DERIVATIVE NITRO/NITROSO	13511	29439	19742	26389
290511	SATURAT METHANOL(METHYL ALCHL)	1183402	3068646	710089	1470248
290512	PROPYL/ISOPROPYL ALCOHOL	235584	831892	344200	868759
290513	SATUR BUTAN-I-01(N-BUTYLALVHL	24234	39909	3465	20639

Contd.

10.11 Imports by Economic Categories (Detail)

(In Thousand Rupees)

Items		Sept., 2021	From July, 2021	Sept., 2020	From July, 2020
290514	OTHER SATURATED BUTANOLS	54508	142670	56921	86924
290516	SATUR OCTANOL/ISOMERS THEREOF	1134979	2823972	678911	1562507
290517	DODECAN-1-O1HEXADECAN/OCTADEC	6343	15373	21469	34192
290519	SATUR MONOHYDRIC ALCOHOLS	30921	149284	23514	73328
290522	UNSATUR ACYCLIC TERPENE ALCOHL	7932	55249	60837	76126
290529	OTH UNSATUR MONOHYDRIC ALCOHOL	1027	4944	1462	5926
290531	ETHYLENE GLYCOL(ETHANEDIOL)MEG	2664043	9259543	2374990	5667087
290532	PROPYLEN GLYCOL(PROPAN-1,2-DIO	309792	1425453	221629	514907
290539	OTHER, DIOLS	56511	76737	5744	18159
290541	2-ETHYL-2(HYDROXYMETHLY-PROPAN	16518	35952	15336	38066
290542	PENTAERYTHRITOL	176496	344713	67578	154077
290543	MANNITOL	72820	146945	46954	75685
290544	D-GLUCITOL (SORBITOL)	8726	20689	14425	22051
290545	GLYCEROL	60706	93886	43362	107843
290549	OTHER,POLUHYDRIC ALCOHOLS		2982	5132	10958
290559	OTHER HALOGENATED, SULPHONATED	4558	9587	2724	5909
290611	MENTHOL	188672	415481	238101	449846
290612	CYCLOEXANOL,METHYL/DIMETHYL	1304	2566	17378	17829
290613	STEROLS AND INOSITOLS	4618	20160	3051	12325
290619	OTH,CYCLANIC,CYCLENIC CYCLOTER	21646	95373	44749	91332
290621	BENZYL ALCOHOL	17736	33824	13593	32631
290629	OTH,AROMATIC CYCLIC ALCH HALOG	2612	12301	1149	27505
290711	PHENOL(HYDROXYBENZENE)IT SALT	38073	90789	137113	274137
290712	CRESOLS AND THEIR SALTS	54	103		2919
290713	OCTYLPHENOL,NONYLPHENOL/ISOMER				300
290715	NAPTHOLS & THEIR SALTS	4934	6455	13984	16669
290719	OTHER MONOPHENOLS	2861	10922	7730	10337
290721	RESORCINAL AND ITS SALTS	1021	11430	15532	23781
290722	HYDROQUINONE (QUINOL)ITS SALT	20450	21080	2743	10919
290723	4,4-ISOPROPYLDENEDIPHENOL/SALT	7509	23258	21210	37469
290729	OTHER, POLYPHENOLS	43068	78256	45381	97965
290811	PENTACHLOROPHENOL (ISO)		1689		
290819	OTH DERI CON ONL HALOGEN SUBST	32738	48404	10611	19116
291511	FORMIC ACID	75312	280489	82430	138918
291512	SALTS OF FORMIC ACID	88872	164147	38963	70481
291513	ESTERS OF FORMIC ACID	706	3006	563	4854
291521	ACETIC ACID	768546	2852763	139651	709419
291529	OTH,ACETIC ACIDE & ITS SALTS	19050	53448	8564	37078
291531	ETHYL ACETATE	148	15915	8955	24873
291532	VINYL ACETATE	393236	1077340	254153	567517
291533	N-BUTYL ACETATE		58		
291539	OTHER,ESTERS OF ACETIC ACID	89156	320251	153218	231932
291540	MONO/DI/TRICHLOROACETIC ACID-S		2179	22	26
291550	PROPIONIC ACID,ITS SALT/ESTERS	44604	82933	33133	85089
291560	BUTYRIC/VALERIC ACID/SALT/ESTR	54563	173061	18856	161354
291570	STEARIC ACID	216373	663967	29713	135284
291590	OTH SAT ACYCLIC MONOCARBOXYLIC	318962	963850	111155	425893
291611	UNSATU ACRYLIC ACID/ITS SALTS	38082	97161	10457	25027
291612	UNSATURATE ESTER ACRYLIC ACID	466111	1108421	189557	441707
291613	UNSATU METHACRYLIC ACID/SALTS	4425	6222	1490	6081
291614	UNSATU ESTER,METHARYLIC ACID	126429	228194	111169	270102
291615	OLEIC,LINOLEIC/LINOLENIC ACID	80	354	3	1638
291619	OTH UNSAT ACYLIC M/CARBOX ACID	41525	105633	13908	74620
291620	CYC-LANIC,LENIC LOTEPHENI ACID	49142	91370	44330	112350
291631	BENZOIC ACID,ITS SALTS/ESTERS	45274	185147	35077	82502
291632	BENZOYL PEROXIDE/BENZYL CHLRID	29943	60520	8437	33682
291634	PHENYLACETIC ACID & ITS SALTS		110		
291639	OTH,ARMATIC MONOCARBOXYIC ACID	172971	656003	452378	1062439
291711	OXALIC ACID/ITS SALTS/ESTERS	10631	36583	57879	141445
291712	ADIPIC ACID,ITS SALTS/ESTERS	354511	1410984	244419	732427
291713	AZELAIC/SEBACIC ACID/SALT/ESTR	9864	19060	653	653
291714	MALEIC ANHYDRIDE	36725	113711	29983	90198

Contd.

10.11 Imports by Economic Categories (Detail)

(In Thousand Rupees)

Items		Sept., 2021	From July, 2021	Sept., 2020	From July, 2020
291719	OTH ACYCLIC POLYCARBOXYL ACID	27212	52849	12362	60074
291720	CYC-LANIC,LENIC LOTERPENC ACID	15265	53809	8947	20193
291732	DIOCTYL ORTHOPHTHALATES	35	35		9
291733	DINONY/DIDECYL ORTHOPHALATES		6021		
291734	OTH ESTERS ORTHOPHTHALIC ACID	33624	160188	30029	67074
291735	PHTHALIC ANHYDRIDE	130366	338745	112715	383727
291736	TERPHTHALIC ACID AND ITS SALTS	1188224	4528280	691780	1124741
291739	OTH POLYCARBOXYLIC ACIDS/DERIV	118890	330546	20330	86240
291811	LACTIC ACID,ITS SALTS/ESTERS	20816	48902	31388	74276
291812	TARTARIC ACID	12363	29324	19574	35470
291813	SALT & ESTER OF TARTARIC ACID	1	1930	157	276
291814	CITRIC ACID	360810	910925	208686	517124
291815	SALTS & ESTER OF CITRIC ACID	83596	201737	68075	139364
291816	GLUCONIC ACID,SALTS & ESTERS	79625	533208	146392	429814
291817	BENZILIC ACID(2,2DIPHENYL)			128	258
291818	CHLOROBENZILATE (ISO)			28	28
291819	OTH CARBOXYLIC ACID W/ALCOHOL	21747	58744	16874	48898
291821	SALICYLIC ACID AND ITS SALTS	22584	37876	3446	18370
291822	O-ACETYLSALIC ACID/SALT/ESTER	21660	63657	4859	14126
291823	OTH ESTER,SALICYLIC ACID/SALTS	458	8870	4426	9272
291829	OTH CARBOXYLIC ACID+PHENOL FUN	33413	102708	18433	90738
291830	CARBOXYLIC ACID+ALDEHYDE/KETON	15263	40187	35042	61157
292990	OTH COMP WITH OTH NITROGN FUNC	15489	60186	24187	98042
293020	THIOCARBAMATE/DITHIOCARBAMATES	90361	685432	11498	986970
293030	THIURAM MONO-,DI-,TETRASULPHID		340		18211
293040	METHIONINE	268178	1054878	476406	1190885
293090	OTHER ORGANO-SULPHUR COMPOUNDS	60460	513977	146755	450298
293110	TETRAMETHYL LEAD&T-ETHYL LEAD	1265	24316		5291
293120	TRIBUTYLTIN COMPOUNDS				72
293139	O-ALKYL(<C10,INCL.GCYCLOALKYL)	13148	58250	5176	22914
293190	OTH O-ALKYL&(O-2-(DIALKYL,COMP	148050	263767	62185	269753
293211	TETRAHYDROFURAN	232	398	419	4062
293212	2-FURALDEHYDE (FURFURALDEHYDE)	47147	47147		
293213	FURFURYL ALCOH/TETRAHYDRFURFYL				108
293214	SUCRALOSE		12946	18303	41989
293219	OTH COMP UNFUSED FURAN RING	53498	113774	34460	153617
293220	LACTONES	99700	208730	59322	158374
293299	OTH HETEROCYCLIC COMP W/OXYGEN	85005	362867	117110	691889
293311	PHENAZONE & ITS DERIVATIVE		3766	6191	7146
293319	OTH COMP UNFUSE PYRAZOLE RING	25053	59229	61136	89067
293321	HYDANTOIN AND ITS DERIVATIVES	6408	16753	2350	11233
293329	OTH COMP UNFUSE IMIDAZOLE RING	178517	656837	294893	864692
293331	PYRIDINE AND ITS SALTS	398	1942	551	1076
293332	PIPERIDINE AND ITS SALTS		763		
293333	ALFENTANIAL(INN)(ANILERIDINE)	34961	82939	641	9698
293339	OTH COMP UNFUSE PYRIDINE RING	515872	1933231	487927	1686004
293349	OTH COMP QUINOLIN/ISO-QUINOLIN	306906	844256	376070	1046948
293352	MALONYLUREA/IT DERIV/SALT THOF		11		
293353	ALLOBARBITAL(INN)(AMBARBITAL)	1988	7423	935	2469
293359	OTH COMP PYRIMIDINE/PIPER RING	888700	2388844	697859	2329024
293361	MALAMINE	158250	449806	84476	272783
293369	OTH COMP UNFUSE TRIAZINE RING	112654	307509	31548	300138
293371	6-HEXANELACTAM(EPSILON-CAPROL)			641	641
293379	OTHER LACTAMS	71892	206906	45901	149515
293391	ALPRAZOLAM(INN) CAMAZEPAM(INN)	21049	83215	345	86851
293392	AZINPHOS-METHYL (ISO)				998
293399	OTHER HETROCYCLIC COPMOUNDS	615069	1968676	512866	2075514
293410	COMP UNFUSE THIAZOLE RING	129057	251463	49057	283282
293420	COMP BENZOTHIAZOLE RING SYSTEM	60817	128616	94311	188075
293430	COMP PHENOTHIAZINE RING SYSTEM	26348	46723	14811	19116
293491	AMINOREX(INN),BORTIZOLAM(INN)	4462	16204		273
293499	OTHER NUECLEIC ACIDS&SALTS	1560931	3838903	1038741	4343682

Contd.

10.11 Imports by Economic Categories (Detail)

(In Thousand Rupees)

Items		Sept., 2021	From July, 2021	Sept., 2020	From July, 2020
293979	OTH DERIVATIVES OF VEGETAL	21650	86549	17599	39574
293980	VEGE ALKALOIDS BASE PESTICIDES	1907	7072	3559	27628
294190	OTHER ANTIBIOTICS.	1313781	5303903	1486800	4364900
310100	ANIMAL/VEG FERTILIZER/PRODUCTS	37569	252999	748	124339
310210	UREA,WHET OR NOT AQUEOUS SOLUT		6985	2668	6414
310221	AMMONIUM SULPHATE	538862	736785	629880	1392799
310229	MIX AMMONIUM SULPHATE/NITRATE				5588
310230	AMMONIUM NITRAT,WHET/NOT AQUES	143207	370867	20110	159622
310250	SODIUM NITRATE	17985	62435	8420	56730
310260	MIXT,CALCIUM/AMMONIUM NITRATE		6439		1643
310290	OTH,MIN/CHEM NETROG FERTILZER	32572	51048	598	10431
310420	310311	14374	17988		25308
310420	POTASSIUM CHLORIDE	446752	1402464	175244	953516
310430	POTASSIUM SULPHATE	934789	3630578	361183	1160098
310490	OTH,MIN/CHEM FERTILIZE POTASIC	49608	107143	238794	514244
310510	MIN/CHEM FERTILIZER >10KG	2999	13711	9843	9866
310520	MIN/CHEM FERTZ ELEM NIT/PHO/PT	163461	332879	95636	194270
310530	DIAMMONIUM HYDROG ORTHO-PHOSPH	10067198	33916310	9506444	20386948
310540	AMMONIUM DIHYDROGEN ORTHO-PHOS	95019	973650	10874	41269
310559	OTH MIN/CHEM FERTZ NITRAT/PHOS	103382	144721		18003
310560	MIN/CHEM FERTZ ELEM PHOS/POTAS	2916	8570		
310590	OTH MINER/CHEMICAL FERTILIZER	47245	170489	13622	59285
320110	QUEBRACHO EXTRACT	10482	27561		8570
320120	WATTLE EXTRACT	53307	170963	28525	120039
320190	OTH TANNING/EXTRACT VEG/GAMBER	36264	132416	106786	231100
320210	SYN ORGANIC TANNING SUBSTANCE	195754	608187	182292	409886
320290	OTH,INORGANIC TANING SUBSTANCE	203134	580576	164837	377308
320300	COLOUR MATTER,VEG/ANIMAL	10857	34806	8823	34948
320411	DISPERSE DYES/PREP BASE THEROF	596518	1592493	825586	1712869
320412	ACID DYES PREMETALISE/PREP/DYE	246709	642064	188619	521923
320413	BASIC DYES/PREP BASE THEREON	67174	263323	175494	292992
320414	DIRECT DYES/PREP BASE THEREON	84193	211540	90262	203750
320415	VAT DYES INCL PIGMENT/PREPARAT	564219	2365950	320743	584877
320416	REACTIVE DYES PREP BASE THREON	995648	3097537	1447068	3225174
320417	PIGMENT PREP BASE THEREON	432639	1373194	426464	1248239
320419	OTH SYN ORGN COLOURING MATTER	213501	638549	334944	699774
320420	SYN ORGN PROD USE FLUORESCENT	51371	239563	103365	308007
320490	OTH,SYN ORGN COLOURING MATTER	4404	32604	18038	21352
320500	COLOUR LAKES,PREP AS SPECIFIED	53724	145322	75753	207977
320611	PIGMENT PREP TITANIUM DIOXIDE	950315	3284032	1126064	2511403
320619	OTH,PIGMENT/PREP TITANIUM DIOX	31530	82176	13793	88050
320620	PIGMENT/PREP,CHROMIUM COMPOUND	6552	33013	13034	29953
320641	ULTRAMARINE/PEP BASE THEREON	4453	24541	1296	14467
320642	LITHOPONE/OTH PIGMENT/ZINC SUL	946	6683	5111	10125
320649	OTH,COLOURING MATTER PREPARATN	115303	318313	83962	239403
320650	INORGANIC PRO USE LUMINOPHORES	836	1339	807	1243
320710	PREP PIGMENT/OPACIFIER/COLOURS	89932	251071	57327	180891
320720	VITRIFIABLE ENAMEL/GLAZE/ENGOB	99060	223547	63682	130795
320730	LIQUID LUSTER/SIMILAR PREPARAT		1267	1702	1932
320740	GLASS FRIT/POWDER GRANULE/FLAK	716544	1482340	246264	504755
320810	PAINT/VARNISH BASE ON POLYSTER	49183	109634	44601	162179
320820	PAINT/VARNISH,ACRY/VINYL POLYM	106351	329136	177173	440303
320890	OTH PAINT BASED ON POLYAMIDES	267055	672333	276259	546215
320910	PAINT/VARNISH ACRY/VINYL POLYM	32663	71810	42407	88851
320990	PAINT/VARNISH,SYN POLYMER/AQS	26799	70749	21656	110627
321000	OTH PAINT & VARNISH FOR LEATHE	20870	107475	29123	73607
321100	PREPARED DRIERS.	30775	91467	28122	70333
321210	STAMPING FOILS	49001	156057	56933	145784
321290	OTH,PIGMENT DISPERSE NON AQUOS	41392	97325	28581	88779
321310	COLOURS IN SETS	5664	39853	13244	34083
321390	OTH COLOUR ARTIST/PAINTERS	2606	3043	1615	2267
321410	GLAZIERS/GRAFTING PUTTY,RESIN	66161	173255	44587	100537

Contd.

10.11 Imports by Economic Categories (Detail)

(In Thousand Rupees)

Items		Sept., 2021	From July, 2021	Sept., 2020	From July, 2020
321490	NON-REFRACTORY SURFACING PREP	152425	360149	120298	191637
321511	ROLLING COATING PRINT INK BLK	41824	157199	58507	167958
340290	OTH ORG SURFAC ACT,WASH/CLEAN	104425	331318	161225	400064
340311	PREP TEXTILE/LEATHER/OIL MATRL	34568	76082	29324	95771
340319	LUBRICAT PREP CONT PET/MIN OIL	86765	289766	53798	217337
340391	OTH,PREP TEXT/LEATHER/FURSK ML	340889	1048414	292582	709969
340399	OTH LUBRICAT PREP OIL/GREASE	157306	366680	117439	302478
340420	ART/PREP WAXES,POLYETHEL GLYCL	62519	227941	54318	196582
340600	CANDLES,TAPERS AND THE LIKE	4903	21374	8595	27035
340700	MODELING PASTE ETC RETAIL SALE	26064	70911	34642	89264
350110	CASEIN	59763	262651	5003	81076
350219	OTHER EGG ALBUMIN		12		
350220	MILK ALBUMIN,INCL WHEY PROTEIN		5148		21200
350300	GELATIN&GELATIN DERIVATIVE	6979	12287	18411	35343
350400	PEPTONEDERV,PROTEIN SUBSTANCE	139383	195221	60553	79669
350510	DEXTRIN,OTH MODIFIED STARCHES	129766	382114	65022	210915
350520	GLUES	10554	34987	9705	41192
350610	PROD SUITABLE USE GLUE/ADHESIV	73316	187816	24969	77204
350691	ADHESIVE/RUBBER/PLASTIC/RESIN	345682	1111446	266256	1002242
350699	OTH PREP GLUE/ADHESIVE	63522	116540	61496	147520
350710	RENNET AND CONCENTRATE THEREOF	1450	2491	3529	23683
360690	OTH FERRO CERIUM/OTH PYROPHORC	13	13		101
370110	X-RAY FILM,PLATE IN FLAT UNEXP	158929	326706	118474	379851
370120	INSTANT PRINT FILM UNEXPOSED			10606	12840
370130	OTH UNEXPOSED PLATE>255MM	173474	438628	75561	239902
370199	OTH PHOTOGRAP/PLAT/FILM/UNEXPS		107	306	306
370239	OTH PHOT FILM ROLL ST/UNEXPOSE	47	47		153
370243	PHOT FILM W>610MM,L<200M	3112	3112		1768
370244	PHOT FILMW>105MM BUT<610MM		68986	35404	45332
370320	PHOT PAPER/BOARD/TEXT UNEX/COL	10824	15705		
370390	OTH PHOT PAPER/BOARD TEXT UNEX	2605	9633	10331	25698
370500	PHOTO PLATES FILMS EXP/DEV			5	10
370710	SENSITISING EMULSIONS	4137	43208	13494	28827
370790	OTH CHEM PREP,PHOTOGRAPHIC USE	46494	162990	33461	78743
380110	ARTIFICIAL GRAPHITE	21698	47280	2750	48075
380120	COLOIDAL/SEMI COLOIDL GRAPHITE	21245	23652	1107	2018
380130	CARBONEOUS PASTE ELECTRODE	7021	15051	6948	9695
380190	OTH,PREP GRAPHITE O/T CARBON	25053	35043	19264	19268
380210	ACTIVATED CARBON	34578	98020	24203	81856
380290	OTH ACT CARBON/NAT MINER PROD	18643	46892	1018	20019
380300	TALL OIL WHETHER/NOT REFINED			17786	18657
380400	RESIDUAL LYE FROM WOOD PULP NS	18055	82293	26647	31041
380510	GUM,WOOD,SULPHAT TURPENTIN OIL	122	2440		234
380590	OTH TERPENIC OIL CONIFER WOOD	15330	30419	6376	101022
380610	ROSIN AND ROSIN ACIDS	98204	414385	70307	206735
380620	SALT OF ROSIN/RESIN ACIDS DERV	34896	85199	35597	35597
380630	ESTERS GUMS	22196	36052	8279	15153
380690	OTH,ROSIN,SPIRIT,OIL,RUN GUMS	8058	31761	6544	39041
380700	WOOD TAR/OIL,CREOSOT,NAPTH ETC				36
380852	DDT<300G REG AGR PESTI ORD71	615	5464	6840	6840
380869	PROD REG UNDER AGR PESTI ORD71	13	13	1927	89474
380891	OTHER INSECTICIDES	861454	3131333	1461103	3911670
380892	FUNGICIDES	439376	1478918	726545	1491459
380893	HERBICID,ANTISPROUTING PRODUCT	614344	1187596	1033995	1847153
380894	DISINFECTANTS	80224	197460	127686	342541
380899	PLANT-GROWTH REGULATORS R.O-71	17804	66120	5829	62461
380910	FINISHING AGENT AMYLACOUS SUBS			1724	1961
380991	OTH FINISHING AGENT ETC TX ETC	521186	1366919	447349	1305962
380992	OTH FINISHING AGENT DYE CARIER	88640	160374	55748	174765
380993	OTH FINISHING AGENT DYE CARIER	123733	360450	84503	216900
381010	PICKLING PREP METAL SURFACE	28400	130452	58561	122677
381090	OTH PREP FOR METAL SURFACE	41451	175419	68964	259178

Contd.

10.11 Imports by Economic Categories (Detail)

(In Thousand Rupees)

Items		Sept., 2021	From July, 2021	Sept., 2020	From July, 2020
381119	OTHER,ANTI-KNOCK PREPARATIONS	6611	19616	1280	4631
381121	ADD LUBRICATE,PET OIL BIT MINE	948859	2604769	1297242	2454763
381129	OTH ADDITIVE LUBRICATING OIL	52371	55317	87617	218857
381190	OTH PREP ADDITIVE FOR LIQU USE	46878	193400	123121	175111
381210	PREPARED RUBBER ACCELERATORS	25216	85184	49919	96803
381220	COMPOUND PLASTICIZER RUB PL	15330	37721	3421	7584
381231	MIX OF OLIGOMERS TRIMETHYL		28854	1137	4742
381239	OTH OXIDISIN/COMP FOR RUB/PLAS	109501	355010	222672	620581
381300	PREP/CHARG FIRE-EXTINGUISHERS	3707	11676	6622	18441
381400	ORGAN COMP SOLVENT/THINNER NES	129632	184363	112074	195231
381511	SUPORTED CATALYST WITH NI/COMP	20797	84216	28966	139822
381512	SUPORTED CATALYST WITH PR/METL	11385	53840	5701	71712
381519	OTHER,SUPPORTED CATALYSTS	64073	513851	54896	121838
381600	REFRACTORY CEMENT,MORTARS,CONS	197969	509117	101565	308498
381700	MIXE ALKYL-BENZEN&MIX AL-NAPHT	1901005	6391623	1416902	3895525
381800	CHEM ELEMENT/COMP DOP-ELECTRON		55		377
381900	HYDRALIC BRAKE FLUIDS/LIQUIDS	24626	47678	6842	22931
382000	ANTI-FREEZING PREP/DEICE FLUID	37349	109820	18007	54905
382100	PREP CULTURE MEDIA MICRO-ORGAN	50244	184945	27477	219500
382200	DIAGNOSTIC/LAB REAGENTS/PR-DIA	1903182	6468264	1936495	7647900
382311	STEARIC ACID	36763	83309	33769	80824
382312	OLEIC (OLIVE) ACID	16449	39613	2736	2736
382313	TALL OIL FATTY ACIDS	20340	24191		1321
382319	OTH INDUS MONOCARBOXYLIC F.ACI	222236	761107	642883	1530955
382370	INDUSTRIAL FATTY ALCOHOLS	37723	82819	50985	97411
382410	PREP BINDER FOUNDRY MOUL CORES	38965	125004	22047	80000
382430	NON-AGGLOMERATED METAL CARBIDE				2622
382440	PREPARED ADDITIVES FOR CEMENT	74038	177579	28477	81459
382450	NON-REFRACTORY MORTAR CONCRETE	1824	41865	1118	5411
382460	SORBITOL O/TH SUB-H-NO.2905.44	107374	277351	128035	307832
382478	CON (PFCs)/(HFCs)BUT NOT(CFCs)	65551	142213	36270	181139
382479	OTH MIX CON HALOGE DER OF METH	1218	2430	1174	8061
382483	MX CON TRIS(2,3-DIBROMOPROPYL)			3	3
382485	1-6-HEXACHLOROCYCLOHEXANE		531		
382491	MIX OF 5ETHYL-2METHL-2OXID-BIS	9720	35818	3825	14557
382499	OTHER BINDERS FOR INDUSTRY	1886571	5423110	1995868	5478071
382590	OTH RESIDUAL OF CEHM.INDUSTRY		359		
382600	BIODIESE&MIXTURE 70%WT-PET-OIL	459	694		
390110	POLYETHYLENE SP GRAVITY<0.94	8056755	23974125	4397323	13724085
390120	POLYETHYLENE SP.GRAVITY>0.94	5460860	15944307	3176844	9943642
390130	ETHYLENE-VINYL ACETATE COPLMER	388186	941871	295110	843381
390140	ETHYLENE-ALPHA-OLEFIN G.<0.94	639397	1209509	170166	497666
390190	OTH POLYMER OF ETHYLENE P.FORM	632232	1857492	465736	1160163
390210	POLYPROPYLENE	10041118	30445553	8590174	21773328
390220	POLYISOBUTYLENE	3805	16325	8411	8762
390230	PROPYLENE COPOLYMERS	2427396	6613385	1560117	5145644
390290	OTHER OLEFINS IN PRIMARY FORMS	28635	164227	19206	55964
390311	POLYSTYRENE EXPANSIBLE	69494	95782	41519	65434
390319	OTHER POLYSTYRENE	7222	30901	4277	24966
390320	STYRENE-ACRYLONITRILE COPOLYMR	69674	153504	48154	94953
390330	ACRYLONITRILE-BUTADINE-STYRENE	890926	3173891	509994	1500286
390390	OTH POLYMERS OF STYRENE,P-FORM	32142	100805	16228	53198
390410	POLYVINYL CHLORIDE,UNMIX SUBST	987074	2101087	2360817	6317811
390421	OTH POLYVINYL CHLORIDE,NON-PLA	3399	22709	14879	25616
390422	OTH POLYVINYL CHLORIDE PLASTIC	70154	238751	65025	144094
390430	VINYL CHLORIDE VINYL ACETATE	23866	47370	15128	33622
390440	OTH VINYL CHLORIDE COPOLYMERS	104500	220835	74243	113544
390461	POLYTETRALUOROETHYLENE	117	315		1309
390469	OTHER, FLUORO-POLYMERS	1030	6832	4219	7471
390490	OTH POLYMERS OF VINYL CHLORIDE	1511	7983	2602	9291
390512	POLYVINYL ACETATE AQUE DISPERS	12036	21474	28077	30411
390519	OTH POLYVINYL ACETATE (PVA)		14062	817	12407

Contd.

10.11 Imports by Economic Categories (Detail)

(In Thousand Rupees)

Items		Sept., 2021	From July, 2021	Sept., 2020	From July, 2020
390521	VINYL ACETATE COPOLYMERS AQUEO	62763	297529	40024	117077
390529	OTH VINYL ACETATE COPOLYMERS	312	15327	14889	76854
390530	POLYVINYL ALCOHOL W/N CON UNHY	289834	990893	431885	744516
390591	COPOLYMERS	11956	15979	4776	7063
390599	POLYMERS OF OTHER VINYL ESTERS	112339	331340	80873	202156
390610	POLYMETHYL METHACRYLATE	60365	125091	28150	70946
390690	OTHER,ACRYLIC POLYMERS P/FORMS	1516557	3763600	1090408	3065167
390710	POLYACETALS	37332	114213	9876	52531
390720	OTHER POLYETHERS	1556021	4670444	884341	2297007
390730	EPOXIDE RESINS	233507	512607	144389	338373
390740	POLYCABONATES	251227	649272	192069	555017
390750	ALKYD RESINS	96038	200939	92503	127917
390769	390761	347968	755829	135854	502991
390769	OTH YARN AND FILM GRADES	164853	1294776	522651	1404402
390770	POLY(LACTIC ACID)	9380	33375	4839	9788
390791	OTHER POLYESTERS, UNSATURATED	11590	46678	18974	37331
390799	OTH POLYSTERS IN PRIMARY FORMS	96310	232559	49998	153461
390810	POLYAMIDE-6,-11,-12,-6,6,-6,10	26435	118976	32190	131197
390890	OTH POLYAMIDE IN PRIMAR FORM	62429	153519	55335	120531
390910	UREA RESINS, THIOUREA RESINS	6853	53168	12958	44840
390920	MALAMINE RESINS	29261	70461	4433	17133
390931	POLY(METHYL PHENYL ISOCYANATE)	879460	2060223	385596	943150
390939	OTHER AMINO-RESINS	770	6817		530
390940	PHENOLIC RESINS	60458	149766	42187	112507
390950	POLYURETHANES	909528	3074639	778574	2117479
391000	SILICONES IN PRIMARY FORMS.	548878	1999538	519016	1468259
391110	PETROL/COUMARONE,INDENE RESINS	42976	105342	41960	91105
391190	OTH,POLYSULPHIDE,SULPHONE/PLAS	39620	105925	37633	78448
391212	CELLULOSE ACETATES,PLASTICISED	2253	9876	1425	6216
391220	CELLULOSE NITRATES(INCL COLLO)	135340	348510	116651	245989
391231	CARBOXYMETHYL CELLULOSE & SALT	173308	596353	111996	419525
391239	OTHER CELLULOSE ETHERS	261390	1021080	364164	830973
391290	OTH CELLULOSE & CHEM DERIVATIV	70137	300215	74110	241171
391310	ALGINIC ACID,ITS SALTS & ESTER	181749	678016	163024	516642
391390	OTH NATURAL POLYMERS/MODIFI	58539	318600	72810	142745
391400	ION-EXCHANGERS BASED ON POLYMR	107760	205684	18695	98512
391510	WASTE,ETC OF ETHLY/POLYM/PLAST	31259	77009	2715	6636
391530	WASTEETC OF VINYL-CHLORIDE/PL	152943	378064	137131	362355
391590	WASTE,ETC PLASTIC/PARING	267271	718175	176333	430157
391610	MONOFILAMENT D>1MM RD/ST/PROFI	2403	5586	2066	2663
391620	MONOFILAMENT D>1MM-PL PO VICHL	12554	43941	12712	42215
391690	OTH MONOFIL D>1MM PLASTIC-TOH	45049	158849	14387	54011
391710	ARTIFI GUTS OF HARDEN PROTEIN	251	8411		30004
391721	TUBE,PIPE HOSES,RIGID,OF POLYM	140673	253058	64060	154636
391722	TUBE,PIPE HOSES,POLYMER OF PRO	839	13602	134	21448
391723	TUBE,PIPE ETC OF POLYMER VINYL	37815	109313	56442	92405
391729	TUBE,PIPE HOSE,RIGID,OTH PLAST	39229	55231	117843	130215
391731	FLEXIBLE TUBE,PIPE B-PRE27.6MP	1212	7646	6833	21793
391732	OTH,TUBE,PIPE HOSE W/OUT FITNG	2638	6799	529	4608
391733	OTH TUBE,PIPE NOT REINFORCED	6418	9596	1020	2273
391739	OTHER TUBES,PIPES AND HOSES,	45110	149137	27712	106761
391890	FLOOR COVERING OF OTH PLASTICS	1104	4829	1345	7882
391910	SELF ADHESIVE PLAT,ETC W<20CM	175541	554728	163249	441307
391990	OTH,SELF-ADHESIV PLATE,W>20CM	1108976	2792160	820205	2235576
392010	OTH PLATES,ETC PLASNON-CELULAR	499806	1261890	138240	608773
392020	OTH PLATE,ETC PLAST NOT REINFO	175242	421493	134705	360653
392030	OTH PLATE,SHEET,ETC OF PLASTIC	14987	105747	26087	76380
392043	OTH PLATE,MAT OF VINYL CHLORID	124760	377290	84665	216576
392049	OTH PLAT,ETC VINYL CHLORID FLX	280500	773170	242036	535187
392051	OTH PLATE,ETC ACRYLIC POLYMERS	19154	49982	21812	25431
392059	OTH PLAT,ETC OTH ACRYLPOLYEER	8286	13280	2100	19500
392061	POLY CARBONATE IN PLATE, ETC		6708	2739	9961

Contd.

10.11 Imports by Economic Categories (Detail)

(In Thousand Rupees)

Items		Sept., 2021	From July, 2021	Sept., 2020	From July, 2020
392062	OTH PLATE ETC POLY(ETH TEREPH)	73196	310632	63751	206214
392063	OTH PLATE ETC UNSAT-POLYSTERS	13031	84341	20845	79003
392069	OTH PLATES ETC OF OTH POLYESTR	20857	56678	23617	31337
392071	OTH PLAT ETC PLAS OF REG CELUL	5111	7971	2988	2988
392073	OTH PLATETC PLASTIC NON CELLU		573		452
392079	OTH PLAT ETC-PLAS OF CEL DERIV		324		
392091	OTH PLATETC PLAS OF PO BUTRAL	46122	83657	8302	25210
392092	OTH PLAT ETC-PLAS OF POLYAMIDE	5417	35345	8596	15506
392093	OTH PLAT ETC-PLAS OF AMINO-RES	17	17		
392094	OTH PLAT ETC-PLAS OF PHENORESN	4443	16814		3282
392099	OTH PLAT ETC-PLAS OF OTH PLAST	115103	385563	92616	288446
392111	PLATES ETC OF PLAS POLY/STYREN	2087	2088	293	4110
392112	PLAT ETC PLASTIC CEL P-VIN-CHL	133246	361531	57754	106729
392113	PLAT ETC PLA CEL OF POLUURETHA	94149	284585	36860	85955
392114	PLAT ETC PLA CEL OF REGERATED	8982	30705	10809	21559
392119	FLAT SHET ETC PLA CEL OTH PLAS	41660	96945	6874	29238
392690	OTH, ARTICLES OF PLASTICS	882193	2482488	464514	1367586
400110	NATURAL RUBBER LATEX	460923	1335003	406922	886632
400121	SMOKED SHEETS	239480	764841	293001	803714
400122	TECH SPECIFIED NATURAL RUBBER	519114	1600672	920765	2318525
400129	OTHER NATURAL RUBBER	11732	37125	36944	123045
400211	STYRENE-BUTADIENE RUBBER LATEX	626807	1178183	191392	499138
400219	STYREN BUTADIEN RUBER CARBXYLA	430828	1169420	722367	1746470
400220	BUTADIENE RUBBER (BR)	46076	167120	61643	142406
400231	ISOBUTENE-ISOPRENE RUBBER(IIR)	551042	1144015	584579	1226412
400239	OTH,HALO-ISOBUTENE-ISOPRENE RU	14202	72421	17141	32462
400241	CHLOROPRENE RUBBER LATEX (CR),	179	179		
400249	CHLOROPRENE RUBBER O/THAN LATX	78471	189989	76888	174040
400251	ACRYL BUTADIENE RUBBER LATEX	117744	207629		
400259	ACRY BUTAD RUBBER O/THAN LATEX	151539	265225	145728	287477
400270	ETHYL PROPLENE-NON-CONJUGATED	95048	172611	41144	102211
400291	OTH SYNTHETIC RUBBER FACTICE	120637	272180		9
400299	OTH SYN RUBBER FACTICE D/F OIL	68923	140970	22734	57287
400300	RECLAIMED RUBBER PRIMARY FORM	28052	67701	60546	156834
400400	WASTE,PAROMGS&SCRAP O/TH H-RUB	179589	465420	158709	420603
400510	COMP WITH CARBON BLACK OR SILI	46396	179847	45168	74596
400520	SOLUTION/DISPERS O/T H-4005.10		30		35
400591	PLATE,SHEET STRIP UN-VUL RUBER	8200	19559	583	4160
400599	OTHER COMPOUNDED RUBBER	354	1966	17664	35307
400690	OTH FORM&ARTIC UNVULCAN RUBBER		400	69	10473
400700	UNVULCA RUBBER THREAD & CORD	38918	113101	72617	177496
400811	PLATE,SHEET ETC CELLU VULC RUB	18194	29840	2694	17545
400819	RODS&OTH FORMS OF CEL.VULC RUB	19	574	1818	13108
400821	PLAT,SHET N-CELU VULCANI RUBER	102010	188816	26931	82603
400829	RODS&OTH FORM OF N/CEL VUL RUB	3652	9494	9547	15039
400911	TUBE,PIPE OF RUBBER W/O.FITING	59735	205205	50693	185728
400912	TUBE,PIPE OF RUBER WITH FITING	269	2311	324	3830
400921	TUBE,PIPE OF RUB W/O.METL.FIT	9051	18277	1058	13073
400922	TUBE,PIPE OF RUB WITH METL.FIT	8340	27661	2581	12098
400931	TUBE,PIPE RUB W/O TEX.METL.FIT	15671	42343	7032	13577
400932	TUBE,PIPE RUB W/TEX.METL.FIT	2192	5101	339	1540
400941	TUBE,PIPE RUB W/O OTH.METL.FIT	11331	24786	8926	23349
401700	HARD RUBER IN ALL FORMS/ARTICL	4031	12658	3574	11936
410150	WHOLE,HIDE/SK BOV ANI F>16 KG	20202	48816	18572	72034
410210	RAW SKINS OF SHEEP/LAMB W/WOOL	70527	170531	56017	150856
410221	RAW SK SHEP/LAM W-OUT WOOL PKD	172907	551796	148230	441930
410229	OTH RAW SK SHEP/LAM W/OUT WOOL	14363	24408	5285	12961
410390	OTH,HID/SK FRE SALTED,DRIED,LA	43764	118094	34053	83036
410411	HIDE/SKIN FULL GRAIN UNSPLIT	2646	18499		
410419	OTH HIDE,SKIN WET STATE	2019	24847	30881	57180
410441	HIDE,SKIN FULL GRAIN DRY STATE				26
410449	OTHER HIDES DRY STATE(CRUST)		2181		

Contd.

10.11 Imports by Economic Categories (Detail)

(In Thousand Rupees)

Items		Sept., 2021	From July, 2021	Sept., 2020	From July, 2020
410510	WET BLUE LAMB,SHEEP SKIN	51089	181611	189115	318025
410621	GOAT/KID SKIN WET BLUE	11011	65069	35580	108094
410640	TANED/CRUST SKIN OF RAPTILE		16		
410712	WHOLE HIDE/SKIN GRAIN SPLIT BV			1962	1962
410719	OTH WHOLE HIDE/SKIN BOV ANIMAL	105882	234054	26630	57949
410791	OTH HIDE INCL SIDES FULL GRAIN				26
410792	OTH HIDE INCL SIDE GRAIN SPLIT	516	516	1138	3540
410799	OTH LEATHER FURTHER PREPARED	5366	39557	6058	13061
411200	PREPARED LEATHER SHEEP/LAMB	24128	83815	8966	49120
411310	LEATHER PREP.AFTER TANN GOAT		45	529	544
411390	OTH LEA FURTHER PREP.AFTR TANE	1251	7767	2340	3480
411410	CHOMIS LEATHER				62
411420	PATENT LAMINATED METALIS LEATH	184	184		562
411510	COMP. LEATHER WITH BASIS LEATH	1643	5639	1872	3528
411520	PARINGS, OTH WASTE OF LEATHER	475	1946		597
420600	ARTI OF GUT OF BLADER/ TENDONS	57	161	5	5
430219	OTH,FURSKINS,WHOLE,W&W/OUT H&T	8394	8526	176	1327
440321	440311	6289	23688	97910	277717
440321	WOOD OF PINE CROS-SEC> 15CM	12171	54853	34896	58412
440322	WOOD OF PINE OTH CROS-SEC	7723	19039	12225	59391
440323	WOOD OF FIR CROS-SEC>15CM		609		
440324	WOOD OF FIR OTH CROS-SEC			618	618
440326	OTH CONIFEROUS WOOD	78445	161450	32616	68466
440349	OTH,WOOD,NON-CONF SPECIES ROUG	54712	132112	39397	82491
440391	OTH WOOD OAK LOGS NON-CONFIFER	4987	4987		
440399	WOOD OF OTHER NON-CONF SPECIES	18978	46452	61753	259263
440410	CONIFEROUS		22602	4968	38071
440420	NON-CONIFEROUS	14	14		8
440799	OTH WOOD NON-CONF.SPECIES	2880	7003	1702	21508
440810	CONIFEROUS SHEET FOR VENEERING	19659	51801	13743	63419
440839	OTH VENEER SHEET/TROPICAL WOOD		2054	2127	2597
440929	OTHER NON-CONIFEROUS WOOD	7045	15717	15160	30666
441011	PARTICLE BOARD OF WOOD	12334	27029	10001	31081
441012	ORENTED STRAND BOARB UN-WORKED				1297
441019	OTH P-BOARD OF LIGNEOUS MATERI		129	17	141
441090	OTH P-BOARD NOT AGGLOM W-RESIN	7830	13965	1818	4781
441112	MEDIUM DENSITY BOARD (MDF)	15449	64692	8040	36572
441113	(MDF)THICKNESS 5MM TO 9MM		17229	10845	41545
441114	(MDF)THICKNESS EXCEEDING - 9MM	169297	432310	193960	392272
441192	OTH (MDF)DENSITY EXC 0.8 g/cm3		7234		
441193	OTH (MDF)DENSITY 0.5-0.8g/cm3	184966	540218	200140	489371
441194	OTH (MDF)DENSITY NOT> 0.5g/cm3		443	301	810
441210	P-WOOD,VENEER PANELS OF BAMBOO			1502	3035
441231	OTH P-WOOD OF WOOD SHEET -6MM	436	436		1284
441233	OT P-W OUTER PLY NON-CONIFE-WD	14250	40245	5554	23372
441234	N.CONF WOOD WIT ONE OUTER PLY	33989	118939	11350	51717
441239	OTH PW CONSIST OF WD SHEET-6MM	1037	1750	7028	7035
441299	OTH PW CONSIST OF WOOD SHEET	1326	7471	59	2478
441400	WOODEN FRAMES FOR PAINTINGS	1200	2932	718	1081
441510	CASES,BOXES,CRATES,SIM/PACKING	675	1191	630	3405
441520	BOX PALLETS& OTHER LOAD BOARD	48	1082	37	248
442191	OTH ARTICLES OF BAMBOO	29	548	118	702
442199	OTH ARTICLES OF WOOD	34557	132024	34547	142535
450110	NATURAL CORK,RAW/SIMPLY PREPAR		292	979	1124
450190	WASTE CORK,CRUSHED,GRANULATED	2704	4028	523	1713
450200	NATURAL CORK,BLOCK,PLATE,SHEER		803	2	2
450410	BLOCK PLATE SHEET,STRIP CORK	3427	10831	5645	5799
460290	OTH BASKET/WICKERWORK/LOOFAH	2113	5951	252	1235
470100	MECHANICAL WOOD PULP	212730	547964	32980	417611
470311	CHEM WOODPULP UNBLECHED CONIFE	227873	422499	57795	113096
470321	CHEM WOODPULPSEMIBLEACH/BLEACH	1252098	3552347	1036884	2682278
470329	OTH CHEMWOODPULP BLE/SEMI-BLEH	1516240	3030609	120558	935608

Contd.

10.11 Imports by Economic Categories (Detail)

(In Thousand Rupees)

Items		Sept., 2021	From July, 2021	Sept., 2020	From July, 2020
470429	CHE W-PULP,S-BLE/BLE NON-CONIF	21423	121806	109822	157018
470500	SEMI-CHEMICAL WOOD PULP	279325	943423	8701	319347
470620	PULP OF FIBRES DERI FROM W-SCR			12482	12482
470691	PULP OTHER CELL MATERIAL MECH		821		
470692	PULP OTHER CELL MATERIAL CHEM		9182	4771	14297
470710	UN-BLEACHED KRAFT PAPER	5134	22532	14526	115933
470720	RECOVERED PAPER/PAPER BOARD BL	4301	15557	2	124
470790	WASTE & SCRAP OF OTHER PAPER	681587	1827127	564916	1515964
480100	NEWSPRINT,IN ROLLS OR SHEETS	294427	997708	187791	491572
480210	HAND-MADE PAPER & PAPERBOARD		74		2
480220	PAPER/P-BOARD PHOTO-SENSITIVE	6898	6970	5	825
480240	WALL PAPER BASE	140	395	112	257
480254	OTH PAPER & PAPERBOARD<40G/SQM	20653	28822	6449	17644
480255	OTH PAPER&PAPERBOARD>40-G/SQM	295737	562529	141998	349259
480256	OTH PAPER&PAPERBOARD IN SHEETS			247	23043
480257	OTH PAPER WT 40-150 G/M2	28912	88073	10697	80756
480258	PAPER & BOARD WT>150G/M2	70499	216695	50719	117521
480261	OTH PAPER&PAPERBOARD IN ROLLS	75851	147466	65734	315474
480262	OTH PAPER&PAPER BOARD IN SHEET	452436	1171129	270396	857814
480269	OTH U-C CARBONISING BASE PAPER	257987	499736	107395	383464
480300	TOILET FACIAC TISSUE/TOWEL ETC	84145	200665	52226	135584
480411	KRAFTINER UN COATED UN-BLEACH	98072	142128	87735	174913
480419	OTH KRAFTLINER UNCOAT ROL/SHET	57104	114788	40092	74377
480421	SACK KRAFT PAPER,UNBLEACHED	683830	2036808	786856	2845734
480429	OTH SACK KRAFT PAP UN-COT RISH	15509	36433	12437	42462
480431	OTH KRAFT P1BORD WT150G/SQMUNB	62507	144869	30897	121316
480439	OTH UNC K-P/BORD WT150G/SQMUB	15499	33219	4135	26426
480441	OTH KR.P/BORD W>150G<2259-UNBL	109	109	323	373
480459	OTH KRAFT PAPER IN ROLL 225G	10937	49047		
480511	SEMI-CHEMICAL FLOUTING PAPER	3771	47201		
480512	STRAW FLUTING PAPER				
480519	OTHER FLUTING PAPER	2423	9142		
480524	TESTLINER BD WT150G/M2 OR LESS	22188	91347	19712	40642
480525	TESTLINER BOARD WT>150 G/M2	8959	68726	31883	68751
480530	WRAPPING PAPER,UNCOAT	3441	18452	11839	55077
480540	FILTER PAPER/PAPERBOARD,UNCOAT	6080	16468	2899	12799
480591	OTH P&P/ BOARD<150G UNCOATED	175710	532775	134917	330889
480592	OTH P&P/BOARD 150-225G UNCOAT	55143	161824	38046	102466
480593	OTH P & P BOARD<225G UNCOATED	46177	193140	55673	125205
480610	VEGETABLE PARCHMENT PAPER	3015	5577	408	408
480620	GREASEPROOF PAPERS	23	4118	26	109
480630	TRACING PAPERS		7157		
480640	CLASSINE/GLAZED TRANSPA PAPER	32242	92778	31134	66762
480700	COMPOSITE P/BOARD STICKING FLA		369	46	621
480810	CORRUGATED P&P/BOARD PERFORTED		25		57
480840	SACK KRAFT PAPER CREPED/EMBOSD	12665	32351	3044	12049
480890	OTH PAPER,CREPED/EMBOSSED/PERF	412	4266	8236	16708
480920	SELF COPY PAPER	78441	186916	59558	234053
480990	OTH COPYING / TRANSFER PAPERS	96344	288168	37468	100853
481013	P&P/BOARD FOR WRITING/PRINTING	150676	558178	158766	590325
481014	P&P/B IN SHEET 1-SIDE<435/297M		37	4	54
481019	OTH PAPER&PAPERBOARD IN SHEET	327235	830799	131375	383576
481022	LIGHT WEIGHT COATED PAPER		23157	141	141
481029	OTH LIGHT WEIGHT COATED PAPER	449249	1249352	162894	479258
481031	KRAFT PAPER&BOARD WT 150G/M2	7425	14733		
481032	KRAFT PAPER&P/BOARD WT>150G/M2		44712	5971	30988
481039	OTH KRAFT PAPER&P/BOARD BLEACH		3396	8053	11629
481092	OTH PAPER&P/BOARD MULTI-PLY	1935004	5202077	1315171	2942800
481099	OTH PAPER&P/BOARD COATED	17781	117962	48352	116797
481110	P&P/BOARD,TARRED,BITUMINISED	15	32		71
481141	GUMMED ADHESIVE PAPER & BOARD	336966	962600	347361	828134
481149	OTH GUMMED/ADHESIVE P&P/BOARD	4176	14147	10201	180700

Contd.

10.11 Imports by Economic Categories (Detail)

(In Thousand Rupees)

Items		Sept., 2021	From July, 2021	Sept., 2020	From July, 2020
481151	PAPER&PAPER BOARD PLASTIC COAT	946	14414		5359
481159	OTH P&P/BOARD PLASIC COAT.	545238	1455949	433228	967308
481160	P&P/BOARD COATED WAX COVERED.	160960	408289	99375	348715
481190	OTH P&P/B CELLULOSE WADDING	145785	587891	220450	533565
481320	CIGRETTE PAPER IN ROLL WTH SCM	44340	75916	43287	144839
481390	OTH CIGARET PAPER,BOOKLET/TUBE	117053	259124	36871	140530
481420	WALL PAPER COVERD WITH GRANITE	72841	222145	58402	117456
491199	OTHER, PRINTED MATTER	26274	45017	9047	109749
500100	SILK-WORM COCOONS FOR REELING	1286	1286		2337
500200	RAW SILK (NOT THROWN)	20492	58835	22253	51047
500300	SILK WASTE, YARN WASTE&G-STOCK				2778
500400	SILK YARN,NOT RETAIL SALE	4715	107223	55680	158758
500500	YARN SPUN FROM SILK,WASTE NRS	11345	29091	42801	65107
500790	OTHER SILK FABRICS	63379	84959		8405
510111	SHON WOOL GREASY	1873	6555	4108	4974
510119	OTHER GREASY FLEECE WSHED WOOL	8857	52149	37881	71485
510121	SHORN WOOL, DEGREASED			11120	11120
510129	OTHER DEGREASED WOOL NOT CORBO	18362	28689	10379	10379
510130	CARBONISED WOOL				18304
510220	COARSE ANIMAL HAIR	1214	10456		
510320	OTH WASTE OF WOOL/ANIMAL HAIR				239
510510	CARDED WOOL	639	1514	198	773
510529	OTHER WOOLTOPS&COMBED WOOL		2140	4623	4673
510539	OTH F-ANIMAL HAIR,CARD/COMBED			12	16
510610	YARN OF CARDED WOOL 85% WT WOL	319	20272	16284	56888
510620	YARN OF CARDED WOOL<85% W WOL		20397	20320	44298
510710	YARN OF COMBED WOOL-WOOL=/>85%	45883	102089	12684	12684
510720	YARN OF COMBED WOOL-WEIGHT<85%	130	130		205
510990	OTH YARN OF WOOL / ANIMAL HAIR		52		1
520100	COTTON, NOT CARDED OR COMBED.	22799279	56349664	14689063	34688645
520210	YARN WASTE(INCL.THREAD WASTE)	2944	51193	6380	20764
520291	GARNETTED STOCK	35704	123538	27797	65208
520299	OTHER COTTON WASTE	3539	79213	3237	7333
520300	COTTON, CARDED OR COMBED.	126	249	199	342
520411	COTTON SEWING THREAD 85%/MORE		15		
520419	OTH COTTON SEWING THREAD 85%>	145	288	1272	10131
520420	COTTON SEWING THREAD,RETL SALE	121	264	154	188
520511	SIN.COT.YAR.U.COM.FIB.D-714.29	970	3223	781	2639
520512	S-COT.YARN UCF.D-232.56-714.29	79906	258212	14273	37013
520513	S-COT.YARN UCF.D-192.31-232.56	277716	839699	69476	96967
520514	S-C. YARN UCF D-125.00-193.31.	50638	195979		
520521	S/C YARN COM.FIB D-714.29/MORE				1
520522	S/C YARN LF.DX.232.56-714.29				53
520523	S/C.YARN LF.DX.192.31-232.56	30	6162		
520524	S/C YARN COM.FIB.125-192.31-DX	357664	962261	176641	246394
520526	S/C YARN LF. DX. 106.30-125.	15714	47419	25485	35695
520527	S/C YARN COM.FIB.106-36-125-DX	426361	1306834	334994	541616
520528	S/C YARN COMBED FIB.< 83.33-DX	1012219	2738912	201968	446753
520531	MUL/CAB.C/Y.ULF.>714.29DECITEX		33274		
520542	MUL/CAB.C/Y CF.232.56-714.29DX			5179	5179
520548	MUL/CAB.C/Y COM.FIB.< 83.33.DX	15478	25962	9688	9688
520611	S/C YARN UN COM. FIB>714.29 DX		6068	37	168
520612	S/C YARN UN.COM. FIB.<71429.DX	83555	308688	10687	10809
520613	S/C.YARN UN.COM.FIB.<832.56DX.		21680		
520622	S/C YARN COMBED FIB.<714.29DX	354	354		9705
520623	S/C YARN COMBED FIB.<232.56DX	809	809		734
520624	S/C YARN COMBED FIB< 192.31DX	26067	31598		
520631	MUL/CAB C/Y UNF >14.29 DX		6036		4779
520632	MUL/CAB C/Y UCF<D714.29,232.56				
520642	MUL/CAB C/Y CF<714.29,232.56D		1607		
520710	C/Y CON>85 % WT OF COT PER-SAL	17	778	25	50
521225	OTH W-FAB COT PRINTED>200G/SQM				1353

Contd.

10.11 Imports by Economic Categories (Detail)

(In Thousand Rupees)

Items		Sept., 2021	From July, 2021	Sept., 2020	From July, 2020
530129	OTH, FLAX,HACKLED NOT SPUN	53121	191459	27140	75834
530290	OTH,TRUE,HEMP RAW,PROSS N-SPUN	46018	185618	1229	1477
530310	JUTE/OTH TEXT BAST FIB RAW/RET	916347	1879245	432347	1250772
530500	COCONUT,ABACA RAMIE,RAW/PROCE	24048	76078	24095	54446
530610	SINGLE FLAX YARN	7294	16681	58	58
530620	MULTIPLE OR CABLED YARN	4654	13282	1692	1692
530710	SINGLE,YARN OF JUTE OR OTH FIB		11566	14580	20254
530720	MULTIPLE OR CABLED YARN(RAMIE)		131		
530810	COIR YARN	6248	22479	9911	27393
530820	TRUE HEMP YARN	58	229	12708	12848
540110	SEWING THREAD SYTHA FILAMENT	79892	267674	39328	121166
540120	SEWING THREAD ARTIFICIAL FILAM	175192	992800	101623	514816
540211	HIGH TENANCITY YARN OF ARAMIDS	101	352	3959	7987
540219	OTH HIGH TENANCITY NYLON YARN	3	6387	1902	7743
540220	HIGH TEN YARN OF POLYESTERS	28724	85880	37896	81186
540231	FILAMENTS YARN NYLON POLY 50	355384	950346	181025	493656
540232	FILAMENTS YARN NYLON/OTH POLY	33398	55380	17578	30521
540233	FILAMENTS YARN OF POLYESTERS	3998987	13354218	4162717	9869913
540234	TEXTURED YARN OF POLYPROPYLENE	67036	129297	49954	122209
540239	OTH, SYNTHETIC FILAMENTS YARN	16419	48909	56409	136619
540244	OTH YARN SINGLE UN-TWIST/TWIST	1665634	4360798	708599	1268970
540245	ELASTOMERIC YARN OF NYLON	91426	324638	102431	250533
540246	ELASTOMERIC YAR,POLY-PARTIALLY	3820	42625	7847	19697
540247	ELASTOMERIC YARN OF POLYESTERS	2550572	7140589	1715433	3514396
540248	O-ELASTOMERIC OF SPANDEX/LYCRA	4712	10450	27596	44855
540249	OTH,YARN,SINGLE,50 TURNS/MTR	19853	76140	24500	86982
540251	OTH S/Y TWIST>50/M NYLON,POLYA	4458	13656	4368	11954
540252	OTH S/Y TWS>50/M OF POLYESTER	27395	57665	18472	48492
540259	OTH S/Y TWS>50M OF OTH POLYEST				2
540261	OTH Y-MULTIPLE/CAB NYLON/POLYM	53105	111020	2591	14454
540262	OTH Y-MULTI/CAB OF POLYESTER	107893	276406	77097	106890
540263	OTH Y-MULTI/CAB OF POLYPROPYL		9146	2576	6879
540269	OTH Y-MULTI/CAB NOT RETAIL SAL	17502	58614	60499	130001
540331	OTH Y/S UN-TWST VISCOSE RAYON	1518872	5120771	1643341	3837291
540332	OTH Y/S VIS RAY >120TURNS/MTRS	69134	413985	294317	642887
540333	OTH YARN,SINGLE CELLULOSE ACET		1921		21296
540339	OTH ARTIF FILAMENT YARN SINGL	215960	590474	57173	337343
540341	OTHER YARN OF VISCOSE RAYON	59	850	17460	32638
540349	OTH ARTI FILAMENT YRN VIS RAYO		21		
540411	ELASTOMERIC SYN-MONOFILAMENT	42302	105688	17	498
540412	OTH MONOFILAMENT OF POLYPROPYL	17113	22040		43376
540419	OTH SYN MONOFILAMENT OF 67-DEX	8825	57230	20186	59106
540490	OTH SYNTH YARN & SYNTH TEX MAT	720	14166	4404	94100
540834	OTH WOV FAB ART.FIL YARN PRINT		1929		
550110	SYN FIL TOW NYLON/O0POLYAMIDES	28004	28004		2
550120	SYN FILAMENT TOW OF POLYESTERS		3906	15865	36669
550130	ACRYLIC OR MODACRYLIC	291413	747945	578903	1049314
550210	ART-FIL TOW OF CELULOSE ACETAT	143716	785312	175984	621600
550290	ART FIL TOW OF VISCOSE RAYON	6517	21170	3281	3281
550311	SYN STAPL FIB OF NY OF ARAMIDS	265152	687293	324498	346163
550319	OTH SYN STSPL FIB NOT CARD/COM	78967	185854	130971	208343
550320	SYN STA FIB POLYESTER N-CRD/CD	2091159	8012567	2167233	6389245
550330	SYN STA FIB ACRYLIC N-CRD/COMD	692244	1968842	223378	712086
550340	SYN STAFIB POLYPROPYLENE N-C/C			1446	6393
550390	SYN STAPLE FIB NOT CARDED/COMB	8763	24050	9485	41619
550410	ART-STA FIB VIS RAYON N-CRD/CO	8612068	23408014	4575328	12174931
550490	OTH ART STAPLE FIB NOT CARDED	1531401	4047197	1246374	1980007
550510	WASTE SYNTHETIC FIBRES				1628
550610	SYN STA FIB CRD,COM SPIN NYLON		1405		
550620	SYN STA FIB CRD,COM SPN POLYES	6008	35030	31034	88893
550630	ACRYLIC FIBRES CARDED/COMBED	28795	50732	2001	35509
550690	SYNTHETI FIB CARDED/COMBED NS				58

Contd.

10.11 Imports by Economic Categories (Detail)

(In Thousand Rupees)

Items		Sept., 2021	From July, 2021	Sept., 2020	From July, 2020
550700	ARTIFI STAPLE FIB CARDED/COM		1430	69	69
550810	SEWING THREAD SYN STAPLE FIBRE	15383	32438	1057	19334
550820	SEWING THREAD ART STAPLE FIBRE		201	12	33
550911	S/Y STA FIB 86% WT NYLON		10711	16424	16424
550912	MULTI CAB YRN SYN FIB NYL 85%W	19422	19422		1212
550921	S/Y SYN STA FIB 85% WT POLYSTR	184506	461333	215840	389992
550922	MULTI STA FIB 85% W POLYESTER	365605	1031900	211608	603672
550931	SINGLE YARN85% OR MORE ACRYLIC		24165	14179	14179
550932	MUL/CAB YARN 85% ACRYLIC FIB	11765	97130	4080	5782
550941	SINGLE YARN 85% WT SYN STA FIB	15884	31011	19210	33149
550942	MUL/CAB YARN SYN STA FIB 85%WT	1561	3110	42	25338
550951	O/YRN POLYES STA FIB MIX ARTIF	93710	357613	82456	188077
550953	OTH YRN OF POLYESTER MIX COTTN	117242	392748	5548	33616
550959	OTH YRN OF POLY STAPLE FIBRE	25054	182847	117735	239933
550961	O/YRN OF ACRYLIC S-FIB MX WOOL	8205	24056	23397	24926
550962	OTH YARN ACRYLIC MIX COTTON	1047	1047		
550969	YARN ACRYLIC FIB NOT FOR R-SAL	55960	115990	13276	35636
550992	O/YRN SYN STA FIB MIX COT-NRS	153	153		
550999	OTH YARN SYN FIB NOT FOR R-SAL	103	1461	3124	3124
551011	S/YRN ART STA FIB>85% STAPLE-F	290774	784963	170849	414769
551012	MUL/CAB YARN ART STA FIB>85%W		7385		
551020	O/YRN ART STA FIB MX WOL/F-HAI				4517
551030	O/YRN ART STA FIB MIX COT-NRS	7100	7100		
551090	O/YRN ATT STA FIB<85%ART ATA-F	36	4192	96	557
560290	OTH FELTS,NOT IMPREGNATE,COAT	32486	107632	48246	85640
560311	N-WOVNS, M-MADE FILA>25G/SQM	447519	1132715	619172	1312871
560312	N-WOV,M-MAD FIL>25G/SQM>70GSQM	140279	337392	206710	498360
560313	N-WOVNS,M-MAD FIL>70G/SQM>150G	128110	249550	82559	298014
560314	N-WOV,M-MAD FLAME WT>150G/SQM	4932	29382	8712	53163
560391	OTH NONWOVENS, WT>25 G/SQM	800	8388	12689	36933
560392	OTH N-WOV,WT>25G/SQM>70 G/SQM	121744	409135	59111	96148
560393	OTH,NON WOVEN>70G/SQM>150G/SQM	14790	85666	34916	101413
560394	OTH,N-WOVEN WEIGHING>150G/SQM	297347	858782	194848	563656
560410	RUBBER THREA AND CORD,TEX COVE	39564	94424	15764	61895
560490	OTHER,TEXTILE COVERED MATERIAL	5832	24060	8458	34485
581099	OTH TEXTILE MATERIAL.	864	3381	928	2038
581100	QUILTED TEXTILE PRODUCT PIECE.	14110	76002	32750	100104
590110	TEX FAB.GUM COATED/AMYLAC,SUBS	6610	14843		12367
590290	OTH,TYRE CORD FAB YARN VIS-RYN	1238	5399		26
590310	TEX.FAB.IMP,COV/LMTD PICAL.	236119	1073644	214597	513841
590320	TEX.FAB IMP,COATED,POLYURETHAN	360120	1037829	275511	609155
590500	TEXTILE WALL COVERINGS.	56	56		
590610	ADHESIVE TAPE < 20 CM	3018	7656	1514	2228
590691	RUBBERISED TEX FAB,KNIT/CROCH	11273	24361	7097	7097
590699	OTHER,RUBBERISED TEX FAB,N.S	25029	50103	21674	42962
590700	TEXTILE FABRICS O/W IMPG/COATD	115544	489754	88413	282421
630800	SETS OF WOVEN FABRICS AND YARN		31		6007
630900	WORN CLOTHING&OTH WORN ARTICLE	5767612	18437101	2571488	6094213
631010	USED&NEW RAGS,SCRAP,TWINE,ETC			689	989
640590	OTHER FOOTWEAR	5807	21356	7968	23911
640610	OTH PARTS OF FOOTWEAR N.S.	43482	125444	9048	11017
640620	OUTER SOLE/HEEL OF RUB/PLASTIC	111767	273024	38468	84186
640690	PARTS OF FOOTWEAR/OTH MATERIAL	7554	22485	6191	12689
650100	HAT-FORM/BODY,HOODS OF FELT	391	391		63948
700800	MUL-WALLED INSULATE UNIT GLASS	516	2867	442	450
700910	REAR VIEW MIRRORS FOR VEHICLES	10908	37728	12974	23755
700991	UNFRAMED GLASS MIRRORS	30355	146399	49943	131996
701399	O-GLASSWARE INDOOR DECORATION	167230	352519	115475	285242
701890	OTH GLASS ART O/T IMI-JEWELERY	1537	7489	301	1896
701911	SILVER/ROVINGYARN C/STAND=50MM		4089	868	1017
701912	ROVINGS	40517	132476	18863	49249
702000	OTH ARTICLES OF GLASS	238289	830344	310512	671344

Contd.

10.11 Imports by Economic Categories (Detail)

(In Thousand Rupees)

	Items	Sept., 2021	From July, 2021	Sept., 2020	From July, 2020
710121	CULTURED PEARLS UNWORKED		4825		
710239	OTH NON-IND DIAMOND WORK,N-MOU		359		
710310	UN-WORKED/SIMPLY SAWN PRE-STON	7000	7997	1205	2332
710399	OTH SEMI/PRE STONES WORKED N.S		123	29	37
710590	OTH DUST/POWDER NAT SYN PRE ST				10
710692	SEMI-MANUFCTURED SILVER	6654	8973	403	3006
711019	OTH PLATINUM OTH SEM MFG FORM	203	608		
730890	OTH STRUCTURE OF IRON OR STEEL	1156947	2162761	1222905	2091301
730900	RESERVTORS,TANKS,VATS SIMICONT	67532	293340	21589	22738
731010	TANKS,CASKS,DRUMS,CANS,BOX>50	3578	51474	8794	14880
731021	CAN,CLOSED BY SOLD/CIMP CAP<50	6672	18898	13029	46804
731029	OTH TANK,CASK,DRUM,BOX CAP<50	318216	887137	47713	141325
761090	ALUM STRUCTURE & PARTS N.E.S.	56359	114740	19659	63436
761100	ALUM RESERVOIRS,TANKS VATS ETC	5923	5923		
761210	COLLAPSIBLE TUBULAR CONTA ALUM		11692	11703	21273
761290	OTH CASKS,DRUM,CAN,BOXES ALUMI	148726	273681	123594	240712
890800	VESSELS&F-STRU FOR BREAKING UP	18604836	31268682	5706156	12513452
900110	OPTICAL FIB,OPTI FIB BUNDLES	149796	342470	8294	77531
900120	SHEET,PLATE OF POLARISING MATE		24		20
900130	CONTACT LENSES.	957	11610	7339	12200
900140	SPECTACLE LENSES OF GLASS.	7660	27132	6735	27003
900150	SPECTACLE LENSES OTH MATERIAL	1397	12369	999	7599
900190	OTH LENSES, PRISMS, MIRRORS	163816	376754	85681	193759
900211	OBJETIVE LENSE CAMRA/PROJECTOR	1429	13865	1528	2046
900219	OTHER OBJECTIVE LENSES.	2362	25849	151	750
900220	FILTERS FOR OBJECTIVE LENSES	77	724	1356	1586
900290	OTH,MOUNTED OPTICAL ELEMENTS	1468	4530	1228	7312
900311	FRAMS,MOUNTINGS OF PLASTICS	2777	5756	1031	5850
900319	FRAM,MOUNTING OF OTH MATERIAL	23798	71071	35478	94689
900390	PART FOR FRAMES&MOUNT SPECATLE	25	349	225	266
900410	SPECTACLES,GOGGLES SUNGLASSES	28091	89667	40431	126548
900590	PARTS/ACCESSORIE OF BINOCULARS	198	11550	420	2436
900610	CAMERA FOR PREPARE PRINT PLATE		863		
900630	CAMERA USED IN UNDERWATE SURVY		1818	1611	1841
900640	INSTANT PRINT CAMERAS			5160	5168
900651	CAMERA(SLR) FOR FILM WD!>35MM			2	4
900659	OTH CAMERA PHOTOGRAPHIC	19	218		3
900661	DISCHARGE LAM FLASHLIGHT APPAR	289	3610	3502	5003
900669	OTH PH-GRAPHIC FLASHLIGHT APPA	1827	4329	1584	2489
900691	PARTS,ACCE PHOTOGRAPHIC CAMERA	3234	9488	14050	36499
	B. CAPITAL GOODS TOTAL	110887897	299774981	82889772*	214573450
250100	SALT/PURE SODIUM CHLORIDE	8804	22496	12326	34783
250200	UNROASTED IRON PYRITES	2101	12600	2245	2245
250300	SULPHUR OF ALL KINDS	69671	225851	224098	584953
250410	NATURAL GRAPHITE OF ALL KINDS	16842	53532	27539	57610
250490	OTHER,NATURAL GRAPHITE	4111	11360		180
250510	SILICA SANDS AND QUARTZ SANDS	1872	4988	206	12213
250590	OTHER NATURAL SANDS	30685	64353	4121	45820
250610	QUARTZ (O/T NATURAL SANDS)		1699		171
250620	QUARTZITE ROUGHLY TRIMMED	790	790		
250700	KAOLIN & OTH KAOLIN CLAYS	187060	453878	147842	345440
250810	BENTONITE	37731	117101	18131	38063
250830	FIRE-CLAY	570	570		267
250840	OTHER CLAYS	18719	41818	11532	30280
250860	MULLITE				354
250900	CHALK	1163	4819	1244	1774
251110	NATURAL BARIUM SULPHATE	1578	12184	8560	12505
251200	SILICEOUS FOSSIL MEALS	234	16368		21281

Contd.

10.11 Imports by Economic Categories (Detail)

(In Thousand Rupees)

Items		Sept., 2021	From July, 2021	Sept., 2020	From July, 2020
251310	PUMIC STONE W/NOT HEAT TREATED	55117	129798	28852	51866
251320	EMERY,NATURAL CORUNDUM,GARNET	5748	16066	1292	5993
251400	SLATE,WHET/NOT ROUGHLY TRIMED	1581	8490	514	2742
251511	MARBLE/TRAVERTINE,CRUDE ROUGH	82842	209842	103577	107789
251512	MARBLE,TRAVERTINE,MERELY CUT		4438		634
251611	GRANITE,CRUDE/ROUGHLY TRIMMED	27258	80314	25031	85271
251620	SANDSTONE,CRUDE/ROUGHLY TRIMED		1193		
251710	PEBBLES,GRAVEL/CRUSH STONE ETC		8	25	71
251749	OTH GRANULE,CHIPPING & POWDER	31	2687	9335	22481
251810	DOLOMITE, NOT CALCINED		3394	248	643
251830	DOLOMITE RAMMING MAX	4196	13662	3395	27273
251990	OTH FUSED MAGNESIA,DEAD BURNED	19347	57899	12887	58406
252010	GYPSUM; ANHYDRITE		6771		13679
252020	PLASTERS OF CALCINED GYPSUM	1230	4271	7742	14225
252100	LIMESTONE FLUX;LIMESTON CEMENT	103	103	131	153
252210	QUICKLIME	188	336		
252220	SLAKED LIME		4123	1588	3808
252230	HYDRAULIC LIME		928		
252310	CEMENT CLINKERS	7672	11160	13913	35385
252321	WHITE PORTLAND CEMENT	3772	11866	6961	19872
252329	OTHER PORTLAND CEMENT	32058	44179	12231	41060
252330	ALUMINOUS CEMENT(CEMENT FONDU)		631		
252390	OTHER HYDRAULIC CEMENTS	18779	110828	77671	130875
252490	OTHER ASBESTOS	18634	27648	34356	72320
252520	MICA POWDER		5321	1898	3052
252610	NATURAL STEATITE,NOT CRUSHED	892401	1602762	2488	29279
252620	NATURAL STEATITE,CRUSH/POWDER	5012	28397	1937	15092
252800	NATURAL BORATES & CONCENTRATES	315	315		25
252910	FELDSPAR	45852	64334	11663	30082
252921	FLUORSPAR<97% CALCIUM FLORIDE	32309	50449		
252922	FLUORSPAR>97% CALCIUM FLORIDE		194	198	294
252930	LEUCITE;NEPHELINE,NEPH SYENITE	5924	12329	247	4252
253010	VERMICULITE,PERLITE CHLORITES	4283	5401		
253090	OTHER,MINERAL SUBSTANCES	115936	345255	180261	358143
260200	MAGANESE ORES & CONCENTRATES	8474	22940		
260700	LEAD ORES AND CONCENTRATES	1386	1386	1767	4686
261000	CHROMIUM ORES AND CONCENTRATES	24747	109808	8626	9980
261400	TITANIUM ORES & CONCENTRATES	10326	24970		3676
261510	ZIRCONIUM ORES AND CONCENTRATE	5852	5959		
261800	GRANULATED SLAG M/G IRON,STEEL		3810	19832	31962
261900	SLAG,DROSS OTH WASTE,IRN/STL	67227	215278	67623	104413
262011	HARD ZINC SPELT MAINLY OF ZINC	3430	3430		
262019	OTH,ASH&RESIDUE C/MAINLY ZINC	59	5414		858
262030	ASH&RESIDUES MAINLY OF COPPER	2006	2006		5997
262190	OTH SLAG &ASH,RESIDUES M-WAST		6981	3758	17684
270111	ANTHRACITE NOT AGGLOMERATED	47687	168479	6799	29861
270112	BITUMINOUS COAL,NOT AGGLOMERAT	32772646	86763833	13865868	33140594
270119	OTHER COAL,NOT AGGLOMERATED	4204692	12537142	3729489	7097312
270120	BRIQUETTES SIMILAR SOLID FUEL	405	763		
270300	PEAT INCLPEAT LITTER	27448	108481	30994	90545
270400	COKE/SEMI OF COAL,RETORT CARBN	894584	2193312	380460	1136589
270710	BENZOLE (BENZENE)	17241	26666	21244	31977
270730	XYLOLE (XYLENES)	309742	856437	162917	677242
270750	OTH STOCK FOR CARBON BLACK	74787	306379	175149	211212
270799	OTH OIL /PROD DISTLION COALTAR	261759	389697	79811	135741
271019	KEROSENE,INCL KER.TY. JET FUEL	3629081	8478899	3096395	7224746
271129	OTH GAS HYDROCARBON GAS STATE				2033
271210	PETROLEUM JELLY	164617	296479	82915	186479
271220	PARAFIN/WAX,CONT WT<0.75%OIL	52815	101518	48555	153624
271410	BITUMEN OIL SHALE & TAR SANDS	2230	3286		
271500	BITUMEN MIXTURES,NATURAL	72426	148140	73947	206000
271600	ELECTRICAL ENERGY	599976	2118566	513448	1611764

Contd.

10.11 Imports by Economic Categories (Detail)

(In Thousand Rupees)

Items		Sept., 2021	From July, 2021	Sept., 2020	From July, 2020
280110	CHLORINE			30	30
280120	IODINE		5159	9142	93072
280200	SULPHUR,SUB/PRE COLLI.SULPHER			614	1935
280300	CARBON(INCL CARBON BLACK)NES	591721	1430698	576809	1429082
280410	HYDROGEN.	1204	1571	117	2637
280421	ARGON	12515	28930	9581	26269
280429	OTHER, RARE GASES.	14269	40595	14573	43149
280430	NITROGEN	2658	4712	1984	2687
280440	OXYGEN	11559	12196	83	24087
280469	OTHER SILICON	13909	40085	764	89406
280470	PHOSPHORUS	2014	30154	14819	23101
280480	ARSENIC		3454		
280490	SELENIUM	8739	30857	5867	38336
280519	OTHER ALKALI METALS	301	13689	1542	7479
280540	MERCURY			135	135
280610	HYDROGEN CHLORIDE (HCL ACID)	24	1107		1372
280700	SULPHURIC ACID; OLEUM		2793		
280800	NITRIC ACID;SULPHONITRIC ACIDS	9748	47429	9781	14477
280910	DIPHOSPHORUS PENTAOXIDE		4	3502	3502
280920	PHOSPHORIC/POLPHOSPHORIC ACIDS	6884325	18819463	3684188	11280264
281000	OXIDES OF BORON;BORIC ACIDS	74295	213506	101716	155918
281111	HYDROGEN FLUORIDE		5853		3165
281119	OTHER INORGANIC ACIDS.	1037	47460	3714	6468
281121	CARBON DIOXIDE		1187		1867
281122	SILICON DIOXIDE (SILICA)	154036	339638	123828	321266
281129	OTH INORGANIC OXYGEN COMPOUNDS	2600	3896	487	9984
281219	OTH CHLORIDE OXIDE		490	59	2187
281290	OTH HALIDE/HALIDE OXIDES		14177	162	187
281310	CARBON DISULPHIDE	12	12		
281390	OTH SUPHIDE OF NON-METALS			6263	17020
281410	ANHYDROUS AMMONIA			16569	41790
281420	AMMONIA IN AQUEOUS SOLUTION	3492	10984		1551
281511	SODIUM HYDROXIDE SOLID	679	11348	1852	8661
281512	SODIUM HYDROXIDE AQUEOUS SOL	100	1183	133	1299
281520	POTASSIUM HYDROXIDE (CAUSTIC)	62520	296546	17372	129506
281610	HYDROXIDE/PEROXIDE OF MAGNESUM	3517	14834	9255	21554
281640	STRONTIUM,OXIDE,H-OXIDE,PEROXI				654
281700	ZINC OXIDE;ZINC PEROXIDE	32099	215583	106585	242754
281810	ARTIFICIAL CORUNDUM NOT DEFIN	3027	8470		3562
281820	ALUMINIUM OXIDE O/T ARTIFICIAL	77384	170334	32003	81837
281830	ALUMINIUM HYDROXIDE	43754	119633	52831	152093
281910	CHROMIUM TRIOXIDE	18449	74944	35713	51877
281990	OTH,CHROMIUM OXIDES&HYDROXIDE	38	16975		8199
282010	MANGANESE DIOXIDE	45700	51582		14787
282090	OTHER, MANGANESE OXIDES		35458		228
282110	IRON OXIDES AND HYDROXIDES	103897	359798	175992	397113
282120	EARTH COLOURS	494	2293	161	161
282200	COBALT OXIDE & HYDROXIDE	20734	64570	18630	53574
282300	TITANIUM OXIDES.	27082	135729	59513	157660
282410	LEAD MONOXIDE(LITHARGE,MASICOT	29993	90150	33433	67916
282490	OTHER, LEAD OXIDES	42084	60839	8504	28079
282510	HYDRAZINE,YDROXYLAMINE SALT		29124		1262
282520	LITHIUM OXIDE AND HYDROXIDE			2722	6101
282530	VANADIUM OXIDES AND HYDROXIDES		3867	15	6207
282560	GERMANIUM OXID/ZIRCONIUMDIOXID		1004	1046	1046
282570	MOLYBIDENIUM OXIDES/DIOXIDES			22	22
282580	ANTIMONY OXIDES	31646	73512	20154	20154
282590	OTH INORGANIC BASE/METAL OXIDE	2886	21740	2074	3701
282619	OTHER, FLOURIDES	3748	3769	573	12720
282630	SODIUM HEXAFLOROALUMINATE				365
282690	OTHER,COMPLEX FLUORINE SALTS		20511	111	971
282710	AMMONIUM CHLORIDE	14528	32124	9783	38553

Contd.

10.11 Imports by Economic Categories (Detail)

(In Thousand Rupees)

Items		Sept., 2021	From July, 2021	Sept., 2020	From July, 2020
282720	CALCIUM CHLORIDE	8119	27099	2865	12416
282731	CHLORIDES OF MAGNESIUM	5259	8925	1516	5712
282732	CHLORIDES OF ALUMINIUM	8440	36574	10557	45111
282735	CHLORIDES OF NICKEL	6394	9200	1949	1949
282739	OTHER CHLORIDES:	27442	55806	22639	37657
282749	OTH CHLORIDE OXIDE/HYDROXIDES		103		5
282751	SODIUM POTASIUM BROMOMIDES	39	3230	359	2224
282759	OTH BROMIDE/BROMIDE OXIDE	31	600	55	11491
282760	IODIDES AND IODIDE OXIDES	2593	15649	1061	11940
282810	COM CAL HYP (BLEACHING POWDER)		51		
282890	OTH HYPOCHLORITES/HYPOBROMITES	357	7608	29	1580
282911	CHLORATES OF SODIUM	11075	19531		63
282919	OTH CHLORATES/PERCHLORATES	74493	169905	72729	191975
282990	OTH BROMATES/PERBROMATE/IODATE		50	144	6431
283010	SODIUM SULPHIDES	93927	619239	46902	270290
283090	OTH, SULPHIDES, POLYSULPHIDES		215		
283110	SODIUM DITHIONITE,SULPHOXYLATE	146406	499035	102368	236220
283190	OTH DITHIONITE & SULPHOXYLATE	15452	514230	5216	148105
283210	SODIUM SULPHITES(NEUTRAL)	56436	141064	48645	100886
283220	OTHER SULPHITES		5525	14	5628
283230	THIOSULPHATES	1818	9136	17	1415
283311	DISODIUM SULPHATE	186269	801352	158228	720973
283319	OTHER SODIUM SULPHATES		4		463
283321	MAGNESIUM SULPHATE(EPSOM SLATE	3912	14682	4173	12072
283322	SULPHATES OF ALUMUNIUM	18953	44028	24249	30048
283324	SULPHATES OF NICKLE	26137	49157	9811	10670
283325	SULPHATES OF COPPER	22588	75842	24817	43251
283327	SULPHATES OF BARIUM	7474	20021	5161	25129
283329	OTHER SULPHATES	137493	383078	132330	367606
283330	ALUMS	531	875	761	821
283340	PEROXOSULPHATES(PERSULPHATES)	6313	11291	6468	11836
283410	NITRITES	3102	29844	10096	28098
283421	NITRATES OF POTASSIUM	11672	79621	11852	16697
283429	OTHER, NITRATES	20745	48728	10483	39656
283510	PHOSPHINATES & PHOSPHONATES	6780	18125	1598	4927
283522	PHOSPHATES OF MONO-OR DISODIUM	20707	65068	17167	68574
283524	PHOSPHATES OF POTASSIUM	17881	41194	8436	16219
283525	CALCIUM HYDROGEN-ORTHOPHOSPHAT	73431	263913	95011	252780
283526	OTH CALCIUM PHOSPHATE (PURE)	77043	200608	146381	398761
283529	OTHER, PHOSPHATES	2883	11654	11286	21409
283531	SODIUM TRIPHOSPHATE	60299	288212	105987	198341
283539	OTHER, POLYPHOSPHATES	84059	217849	104774	218792
283620	DISODIUM CARBONATE NATURAL	119464	595669	60427	145829
283630	SODIUM HYDROGEN CARBONATE	21415	63766	31250	88662
283640	POTASSIUM CARBONATE	8752	55146	25084	72425
283650	CALCIUM CARBONATE	25040	92566	48020	113326
283660	BARIUM CARBONATE	26715	55742	6619	26826
283692	STRONTIUM CARBONATE		7601		
283699	OTHER, CARBONATES	193002	480526	165225	258967
283711	CYANIDES OF SODIUM		29448		29797
283719	OTH CYANIDE/OXIDES	30	277	205	342
283720	COMPLEX CYANIDES	5	1926	23	37
283911	SODIUM METASILICATES	6079	10519	12001	16271
283919	OTHER, SILICATES	12127	29092	5541	11585
283990	OTHER, METAL SILICATE	1003	11493	9241	23164
284011	SODIUM TETRABORATE ANHYDROUS		5	24	28
284019	OTH DISODIUM TETRABORAT(REFINE	43633	82542	33640	66128
284020	OTHER, BORATES		374		5227
284030	PEROXOBORATES (PERBORATES)	22	29	7	31
284130	SODIUM DICHROMATE	75223	177397	18316	26053
284150	OTH CHROMATE DI/PER CHROMATES	7858	7878	44	4533
284161	POTASSIUM PERMAGANATE		80	19705	24160

Contd.

10.11 Imports by Economic Categories (Detail)

(In Thousand Rupees)

Items		Sept., 2021	From July, 2021	Sept., 2020	From July, 2020
284170	MOLYBDATES	105	3237	7602	10155
284190	OTH,SALT OXOMETALIC/PEROX ACID	215	5165	248	282
284210	DOUBLE OR COMPLEX SILICATES.	118637	172255	18534	46162
284290	OTHER SALTS OF INORGANIC ACIDS	17020	27786	5610	21300
284310	COLLOIDAL PRECIOUS METALS	193	193		
284321	SILVER NITRATE.	1544	1996		2112
284329	OTHER,SILVER COMPOUNDS		2878	2918	8511
284330	GOLD COMPOUNDS.		39	27	115
284390	OTHER COMPOUNDS,AMALGAMS	1209	4694	4481	11044
284420	URANIUM/PLUTONIUM IT COMP ALOY		406		
284440	RADIOACTIVE EL/ISOTOP COMP ALY	19373	61406	37163	196770
284590	OTH ISOTOPES & THEIR COMPOUNDS	70	2822		1551
284610	CERIUM COMPOUNDS.	5251	9670	4655	5871
284690	OTH RARE EARTH METAL COMPOUNDS	15059	27453	8501	8906
284700	HYDROGEN PEROXIDE SO-WITH UREA	11777	29452	42640	78635
284910	CALCIUM CARBIDES	28606	394841	155500	386357
284920	SILICON CARBIDE	4299	8699	12425	16742
284990	OTHER CARBIDE		471	2074	2074
285000	HYDRIDE,NITRIDE,AZIDE,BRMD ETC	1	93	413	3152
285210	INORG/ORGANIC COMP OF MERCURY	40	40	1	397
285290	OTH INORG/ORGA COMP-MERCURY		53		444
285390	OTH INORGANIC COPM AMALGAMS	2235	3874	19	4284
290899	OTH SULPHONATED DER OF PHENOLS	1238	13189	121919	225222
290911	DIETHYL ETHER		199		
290919	OTHER, ACYLIC ETHER	245	245	442	1411
290920	CYCLANIC,CYC ETHER HALOGEN DER		1256	9076	11043
290930	AROMATIC ETHER HALOGEN SULPH'T	20057	65148	29395	57921
290941	2,2-OXYDIETHANOL(DIETHYL GLYCL	157958	694368	138016	386084
290943	MONOBUTYL ETHER,ETHYLEN GLYCOL	8915	19490	63595	108146
290944	MONOALKYL ETHER,ETHYLEN,GLYCOL	20272	68877	47696	104903
290949	OTH,ETHERS THEIR DERIVATIVES	105553	182573	34750	133424
290950	ETHER-PHENOLS,ETHERALCH PHENOL	10451	20425	6364	19463
290960	ALCH PEROXID,ETH PEROXID,KETON	70991	155319	57529	214030
291010	OXIRANE (ETHYLENE OXIDE)	5160	11634	6065	12040
291020	METHYLOXIRANE(PROPYLENE OXIDE)	3	3		
291030	1-CHLORO-2,3-EPOXYPROPANE	27114	36417	18402	36920
291050	ENDRIN (ISO)			42	42
291090	OTH,EPOXIDE,EPOXYALCH,EPOXYPHL	4740	6017	1262	8109
291100	ACETAL HEM/ACETAL,OXYFUNC HEL	83	1523	4767	13292
291211	METHANE WITHOUT OTH OXYGN FUNC		92		
291212	ETHANE WITHOUT OTH OXYGEN FUNC	444	444	356	356
291219	OTH,ACYCLIC ALDEHYD W/O OTHOXY	30296	79414	11015	34899
291221	BENZALDEHYDE W/O OTH OXY FUNC	2049	2703		
291229	OTH CYCLIC ALDEHYD W/O OXY FUN	3658	8856	5208	12771
291241	VANILLIN(4-HYDROXY-3-METHOXYBZ	10973	48886	41053	75115
291242	ETHYLVANILIN(3-ETHOXY-4HYDROXY	10920	31916	14206	42941
291249	OTH ALDEHYDE-ETHER/PHENOL/OXYG	1601	9300	2014	2994
291260	PARAFORMALDEHYDE	30952	46882	10105	19277
291300	HALOGEN,SULPHONAT,NITRAT DERV	247	331	20	28
291411	ACETONE	41323	77601	8561	40930
291412	BUTANONE(METHYL ETHYL KETONE)	42950	166507	72270	134755
291413	4-METHYLPENTAN-2-ONE	2162	20501	2783	8734
291419	OTH,ACYCLIC KETONE W-OUT OXY-F	933	6508	1612	3102
291422	CYCLOHEXANONE,METHYLCYCLOHEXON	133420	219496	177152	283120
291423	IONONES AND METHYLIONONES	2047	3796	1030	1030
291429	OTH,CYCLANIC ETC W/O OTHOXYGN	8355	25063	4551	17479
291439	OTH,AROMATIC KETONE W/O OXYGEN	959	3768	3118	23224
291440	KETONE-ALCOHOL KETONE-ALDEHYDE	10154	75539	12159	18074
291450	KETONE-PHENOL/KETONE W/O OXYGN	15	7807	2933	10816
291461	ANTHRAQUINONE			3	3
291462	COENZYME Q10 UBIDECARENONE	7203	58663	2923	12205
291469	OTHER QUINONES	35890	37514	16762	28992

Contd.

10.11 Imports by Economic Categories (Detail)

(In Thousand Rupees)

Items		Sept., 2021	From July, 2021	Sept., 2020	From July, 2020
291479	OTH HALGNAT,SULPH,NITRAT DERIV	24632	26517	3847	10337
291899	OTH INDREDIENTS FOR PESTICIDES	103044	209595	137215	469575
291990	OTH PHOSPHORIC ESTER/SALT/DERI	6666	47840	17603	45127
292019	OTH THIOPHOSPHORICESTERS, DERI		4933		202
292029	OTH PHOSPHITE ESTERS		41		
292030	ENDOSULFAN (ISO)		18		9
292090	OTH ESTER OTH INORGANIC ACID	62491	194572	25989	148106
292111	METHYLAMINE,DI/TRI & ITS SALT	6166	14686	22	9403
292112	DIMETHYLAMINO ETHYLCHLORD HCL			15	15
292113	DIETHYLAMINO)ETHYLCHLORID HCL				135
292114	DISOPROPYLAMINO ETHYLCHLORID		144		
292119	OTH ACYCLIC MONOAMIN/DERV/SALT	9920	37485	5510	16371
292121	ETHYLENEDIAMINE AND ITS SALTS	48878	141404	15879	50426
292122	HEXAMETHYLENEDIAMINE/ITS SALTS		13826		
292129	OTH ACYCLIC POLYAMIN/DERV/SALT	40389	90936	17135	52383
292130	CY-CLANIC,LENIC LOTERPENI/SALT	36561	56949	13896	37460
292141	ANILINE AND ITS SALTS	732	10633		4713
292142	ANILINE DERIVATIVES/ITS SALT	259998	1398200	533662	1205079
292143	TOLUIDINE/ITS DERIVATIV/SALT		7690		62677
292144	DIPHENYLAMINE/ITS DERIV/SALT		48	42	42
292145	1,2-NAPTHYAMINE/ITS DERIVATE	3632	16891	10400	26906
292146	AMFETAMINE,BENZFETAMIN,DEX,ETC			43	43
292149	OTH,AROMATIC MONOAMIN DER/SALT	29747	259327	156937	282764
292151	0,M,P-PHENYLENE,DIAMINE SALT	366462	1033736	236235	785953
292159	OTH AROMATIC POLYAMIN DER/SALT	31801	70517	24406	58812
292211	MONOETHANOLAMINE AND ITS SALTS	9647	41749	10488	26041
292212	DIETHANOLAMINE AND ITS SALTS	16323	81664	2996	31004
292217	292215	11581	47877	12287	19165
292217	METHYL & ETHYL DIETHANOLAMINE				42167
292218	2NN-DIISOPROPYLAMINO)ETHANOL			18	18
292219	OTH AMINO-ALCH ETHER/ESTR/SALT	189478	625257	186414	728179
292221	AMINOHYDROXYNEPHLENE ACID/SALT	29167	63962	15102	36329
292229	OTH AMINO NAPTHOL/PHENOL ETHER	545269	1282398	314421	848337
292239	OTH AMINO ALDEHYDES	1472	182786	2699	2825
292241	LYSINE/ITS ESTER SALT THEREOF	384096	1165165	283834	701941
292242	GLUTAMIC ACID AND ITS SALTS	2098	5695	971	3829
292243	ANTHRANILIC ACID AND ITS SALTS	1029	1029		
292244	TILIDINE (INN) AND ITS SALTS				8184
292249	OTH AMINOACID/ESTER O/T OXYFUN	381202	1511608	445631	1803322
292250	AMINO-ALCHL/ACIDPHENOL/IT COMP	391489	1308473	256761	643569
292310	CHOLINE AND ITS SALTS	10182	21039	4220	4236
292320	LECITHIN/OTH PHOSPHOAMINOLIPID	25297	80638	20589	67660
292340	DIDECYLDIMETHYLAMO PERFLUROCT			892	892
292390	OTH QU-AMMONIUM SALT/HYDROXID	96485	290355	117597	314107
292419	OTH AMIDE COMP,CARBONIC ACID	248812	743154	108020	400749
292421	UREINES/DERIV/SALT THEREOF		16912	5802	16714
292424	ETHINAMATE (INN)				9
292429	OTH CYCLIC AMIDE DERIV/SALTS	212936	767652	497171	985056
292511	SACCHARIN AND ITS SALTS	79697	143985	70754	182716
292519	OTH IMIDE/DERIV/SALT THROF	365	1441	12	1706
292529	DIPHENYL-GUANIDINE	209556	487722	194424	457879
292610	ACRYLONITRILE	8572	29788	4325	4934
292620	1-CYANOGUANIDINE(DICYANDIAMIDE	23741	75168	12585	25697
292640	ALPHA-PHENYLACETOACETONITRILE		66		5241
292690	OTH,NITRILE-FUNCTION COMPOUNDS	781353	2208360	889809	4170953
292700	DIAZO-,AZO-/AZOXY-COMPOUNDS	61326	152004	46465	71554
292800	ORGANIC DERV,HYDRAZIN/HYDOXY	6208	30420	19213	103267
292910	ISOCYANATES W-NITROGEN FUNCTIO	1066929	2714084	907580	1874166
350790	OTH ENZYMES/PREP ENZYMES	390283	993295	298183	612019
360200	PREP EXPLOSIVE O/T POWDER			4074	38733
381590	OTHER CATALYTIC PREPARATIONS	32599	164162	56395	388610
401039	TRANS SYS.BELT OTH 150-198 CM	30446	84504	21412	53941

Contd.

10.11 Imports by Economic Categories (Detail)

(In Thousand Rupees)

Items		Sept., 2021	From July, 2021	Sept., 2020	From July, 2020
401110	NEW PNEUM TYRES FOR MOTOR CARS	972543	2760640	787703	1703079
401120	NEW PNEUM TYRES FOR BUS/LORRY	3198455	7520248	5392598	13197403
401130	NEW PNEUM TYRES RUB AIRCRAFTS	7969	50490	21772	44604
401140	NEW PNEUM TYRE RUBB MOTORCYCLE	5175	9887	5572	5732
401150	NEW PNEUM TYRE RUBB BICYCLES	454	2317	950	1540
401170	TYRE AGRICULTURE VEH/MACHINE	63411	237010	113687	438412
401180	TYRE INDUSTRIAL/CONST VEH/MACH	261612	687276	191766	447108
401190	OTH TYRE NEW PNEUMATIC RUBBER	49084	123967	40771	112819
401211	RETREATED TYRES FOR MOTORCARS		51		
401212	RETREATED TYRE FOR BUSES/LORRY		222		
401219	OTHER RETREATED TYRE OF RUBBER	215	1188	44	45
401220	USED PNEUMATIC TYRES OF RUBBER		1	41	41
401290	OTH USED PNEUMATIC TYRE RUBBER	14599	39791	14539	26256
401310	INNER TUBES,OF MOTOR CAR/BUSES	33157	101424	29031	65989
401320	INNER TUBES FOR BICYCLES		13	303	303
420340	OTHER CLOTHING ACCESSORIES	370	1222	239	929
440290	OTH WOOD CHARCOAL NOT AGGLOMER		50	2202	4442
440500	WOOD WOOL;WOOD FLOUR.	5374	12518	2689	8564
440711	WOOD SAWN/CHIPPED OF PINE	434558	1583865	537734	1115438
440712	WOOD SAWN/CHIPED OF FIR&SPRUCE	86602	340759	84874	135630
440719	WOOD SAWN/CHIPED OTH CONIFER	165029	405382	110275	201265
440721	MAHOGANY (SWIETENIA SPP) TROP			9657	14452
440725	TROPICAL WOOD DARK RED MERANTI	19172	114034	24424	50164
440726	TROPICAL WOOD WHITE LAUAN ECC	16856	48459	9090	44657
440727	SAPELLI	65617	158136	42349	94730
440729	OTH TROPICAL WOOD NON-CONF SAW	367149	1131696	467050	996406
440791	OAK WOOD,SWAN/CHIPPED LEN WISE	5865	20774	6800	8972
440792	BEECH WOOD SWAN/CHIPPED L/WISE	18801	48395	17014	32379
440793	OTH TROPICAL WOOD OF MAPLE	1008	1258		455
440795	OTH TROPICAL WOOD OF ASH	67852	250738	110722	235857
440890	OTH.LAMINAT WOOD SAWN.SLICED6M	23822	78998	27652	32992
440921	WOOD NON-CONIFEROUS OF BAMBOO			709	1589
441700	TOOLS/BODIES/HANDLE OF WOOD	6987	22549	7880	26461
441820	DOORS FRAMES AND THERSHOLDS	11433	42063	20303	45811
441840	SHUTTERING FOR CONCRETE C/WORK	5921	6588		
441860	POSTS AND BEAMS OF WOOD		2883		
441873	FLOOR PANEL OF BAMBOO 1 LAYER	5912	5912		
441875	OTH MULTILAYER FLOORING PANELS		1189		
441879	OTH ASSEMBLED FLOORING PANELS	3450	4653	2521	2521
551694	W-FAB ART FIB<85%WT O/FIB PTIN	50004	116705	8039	27640
560121	OTH ARTICLES OF COTTON WADDING	5360	25703	750	1615
560122	OTH WADDING OF MAN-MADE FIBRES	30664	79515	15042	34387
560129	OTHER, WADDING ARTICLES	220	8996		13151
560600	GIMPED YARN,AND STRIP AND LIVE	110454	276409	138964	326246
560729	OTH,TWINE,CORDAGE,ROPE&CABLE	3892	12574	1128	4301
560741	BINDER/BALER TWINE OF POLYTHNE	3236	14727	201	9133
560749	OTH TWINE,CORDAGE,ROP,CAB POLY	50220	104055	31097	104686
560750	TWINE,CORDAGE,ROPE,OTH SYN FIB	8118	34347	14661	35610
560790	OTH,TWINE,CORDAGE,ROPE & CABLE	11892	20578	9012	17188
560811	FISHING NETS MAN-MADE TEX MAT	53292	219957	41223	122045
560819	OTH, MADE UP NETS OF TEX MAT	9943	24360	133667	218995
560890	OTH,NOTTED NETS/NETTING ROPE	12525	75003	7249	18154
591000	TRANSMISON CONYOR BELT TEX MAT	23130	68176	16891	52774
591110	TEX FAB,FELT & FELT-LINED FAB.	28452	79287	17459	64539
591120	BOLTING CLOTH,WHET/NOT MADE UP	25117	56922	13677	26056
591131	TEX FAB & FELTS,< 650G/SQM .	6037	18640	6061	23861
591132	TEX FAB & FELTS,>O650G/SQM .	55858	187485	62201	193707
591140	STRAINING CLOTH USEDOIL PRESS	1111	2126	254	1183
670490	WIGS,BEARD,EYE-BROW OF OTH MAT	319	3252	467	1302
680100	ARTICLE OF STONE PLAS CEMET			4	4
680210	TILES CUBES AND SIMILAR ARTICL			7	92
680221	OTH MONUMENTAL BUILD STONE/ART		97	1223	17705

Contd.

10.11 Imports by Economic Categories (Detail)

(In Thousand Rupees)

Items		Sept., 2021	From July, 2021	Sept., 2020	From July, 2020
680223	GRANITE	1483	5478	12966	14437
680229	OTHER STONE	24	24	1173	3510
680291	OTH MARBL TRAVERTIN&ALABASTER	21020	80334	22544	63414
680293	OTHER GRANITE	2667	7412	1250	9205
680299	OTHER STONE		64	149	4908
680690	OTH ARTICLE OF HEAT INSULATING	12163	22136	29155	34545
680710	ARTICLE OF ASPHALT IN ROLL		3827	10034	54556
680790	OTH ARTICLE OF ASPHALT MATERL	1418	3588		
681099	OTH ARTICLE OF CEMENT	1866	37812	1665	1867
681140	ARTICLES CONTAINING ASBESTOS	16461	16489	19997	52714
681181	CORRUGATED SHT NOT CON ASBESTO	45663	223913	7733	43518
681182	O-SHT,PANEL,TILES,NOT CON ASBE	29216	83727	16006	28142
681599	OTH ARTICLE OF STONE OTH MINRL	31644	93440	20549	37671
690100	BRICK , TILE OF SILI FOSSIL	9438	11815	41	221
690210	REF BRICK,TILE>50%MG,CA	47693	652845	44948	192175
690220	CERAMIC>50%SILICA,ALUM	167083	370631	6292	77317
690390	OTH REFRECTORY CERAMIC GOODS	31865	78834	36247	136443
690410	CERAMIC BUILDING BRICKS				9
690490	OTH C/FLOORING BLOCKS F/TILE		61		2919
690510	ROOFING TILES	693	1077	11	57
690590	OTH CHIMNEY-POTS,COWLS,ETC.	29	131	99	260
690600	CERAMIC PIPES CONDUITS&FITING			755	755
690721	TILES POLISHED WAT AB 0.5%	176989	444567	216221	563770
690722	TILE POLISHED WAT AB >0.5%<10%	188407	548977	200159	616144
690730	MOSAIC CUBES AND SIMLAR ARTICL		1405	789	1631
691490	OTH CERAMIC ARTICLES O/TH PORN	1027	7583	393	832
700100	CULLET AND OTH WAST&SCRAP,GLAS		190	20	4493
700210	BALLS IN GLASS UNWORKED	7277	13585	15316	42241
700220	RODS IN GLASS UNWORKED		27	225	225
700231	TUBE,FUSED QUARTZ/SILICA,UNWOR				
700232	TUBE OF OTH GLASS UNWORKED		344	682	682
700239	OTHER, TUBES IN GLASS	124979	302271	70172	218599
700312	NON-WIRED SHEETS COLOURED,FLAS	28219	49535	15441	30925
700319	OTH NON WIRED SHEETS OF GLASS	3275	22954	4582	11554
700320	WIRED SHEETS GLASS				2253
700490	OTHER GLASS	8310	35217	11879	34161
700510	NON-WIRED GLASS HAVE ABSORBENT	10961	33893	7525	9747
700521	NON-WIRED GLASS COLOURED,OP/FE	23608	156476	23186	48724
700529	OTHER, NON-WIRED GLASS	8037	43852	28251	55654
700600	GLASS BENT, EDGE-H-70.03,04,05	4743	23995	6589	30072
700711	THOUGHENED SAFTY GLASS FOR VES	115167	255812	62711	148390
700719	OTH THOUGHENED SAFTY GLASS	35889	41482	256	264
700721	LAMINATED SAFTY GLASS VEH/VESL	16100	67660	5151	10638
700729	OTHER, LIMINATED SAFETY GLASS	10697	93347	64171	79631
701090	OTH CARBOYS BOTT,FLASK,JAR,POT	242303	704614	269848	526497
701110	FOR ELECTRIC LIGHTING		2303	271	4067
701400	SIGNALLING GL-WARE,OPTCAL ELEM	171	4499	951	5164
701510	GLASS FOR CORRECTIVE SPECTACLE				270
701610	GLASS CUBES/OTH SMALLWARE	2904	36543	18945	26321
701919	OTH YARN OF GLASS FIBRE/THREAD	20549	54741	14213	42763
701931	GLASS MATS	243050	765733	107795	410570
701932	THIN SHEETS (VOILES)	11583	91056	60219	154118
701959	OTH WOVEN FABRICS	5921	17381	1941	17326
710490	OTH SYN/RECONSTI SEM/PRE STONE		67	4	51
710510	DUST AND POWDER OF DIAMONDS	38	38		
711890	OTHER COIN	38	53		2
720110	NON-ALLOY PIG IRON<0.5% PHOSP	54949	330731	52916	178779
720150	ALLOY PIG IRON; SPIEGELEISEN		577		2
720211	FERRO-MANGANESE CONT 2% CARBON	116558	249525	60189	176824
720219	OTH FERRO-MANGANESE		4968	187	2030
720221	FERRO-SLICON CONT >55% SILICON	93192	137131	34114	65588
720229	OTH FERRO-SILICON	32485	81191	25817	124561

Contd.

10.11 Imports by Economic Categories (Detail)

(In Thousand Rupees)

Items		Sept., 2021	From July, 2021	Sept., 2020	From July, 2020
720230	FERRO-SILICO-MANGANESE	885257	2491901	427739	1404784
720241	FERRO-CHROMIUM CONT >4% CARBON	2632	10646	1672	8239
720249	OTH FERRO-CHROMIUM	891	28785	5979	10296
720270	FERRO-MOLYBDENUM		152	3528	5952
720280	FERRO-TUNGSTEN&FERRO-SIL-TUNGS		2204	1149	2744
720291	FERRO-TITANIUM/FERO-SILI TITAN		178		275
720292	FERRO-VANADIUM		634		
720293	FERRO-NIOBIUM	644	1696	443	547
720299	OTHER FERRO-ALLOYS			2405	2407
720310	FEROUS PROD BY DIR RUD IRONORE	732561	1272717	373484	1215252
720390	OTH FERROUS PRODUCTS	509	509		
720410	WASTE/SCRAP OF CAST IRON	31658	85997	25677	60960
720421	WASTE/SCRAP OF STAINLESS STEEL	36341	134606	63062	120447
720430	WASTE/SCRAP TINNED IRON/STL	659512	1662836	675807	1360272
720441	TURNING,SHAVING,MILLING WASTE	12282349	30213633	14077132	36548677
720449	OTHER FERROUS WASTE AND SCRAP	19255582	50197949	15089419	42744869
720510	GRANULES OF PIG IRON	14059	37378	7109	21171
720521	POWDERS OF ALLOY STEEL			402	1166
720529	OTH POWDER PIG IRON&SP IRON/ST	2818	15063	3858	10206
720610	INGOTS OF IRON ON STEEL.		862		
720690	OTHPRIM FORM (EXCL H-72.03)				604
720711	CONT 0.25% CARBON,IRON/N-ALY/S		5213		1111
720712	OTH RECTANGULAR CROSS SECT I/S	381	1846	563	1111
720719	OTH SEMI/FIN PROD IRON/N-A.STL			1974	16784
721790	OTH WIRE OF IRON/NON-ALOY-STEL	70860	149449	7785	36624
722300	WIRE OF STAINLESS STEEL	72961	242105	27750	135636
732599	OTH CAST ARTI OF I/S NES	32589	199195	85825	227186
732611	GRIND BALL&SIMI ARTI FOR MILLS	5029	5029		
732690	OTH ARTICLES OF IRON & STEEL	715897	2454149	283659	764669
740200	UN-REFINED CODDER, COPP ANODES		4037		2783
740311	REFIND COPPER,CATHODES&SECTIN	1129391	4683676	889488	2544450
740319	OTHER, REFINED COPPER	9733	9836		4186
740322	COPPER-TIN BASE ALLOY (BRONZE)		21		877
740329	OTH COPPER ALLOYS(O/T H-74.05)		6535		
740400	COPPER WASTE AND SCRAP	769675	2645744	633390	1660264
741999	OTHER, ARTICLES OF COPPER	2481	25506	2551	15428
750110	NICKEL MATTES		400		
750210	NICKEL, NOT ALLOYED	81268	314175	160723	323256
750220	NICKEL ALLOYS	21465	22014		10274
750890	OTHER, ARTICLES OF NICKLES	71523	394602	114382	171050
760110	ALUMINIUM, NOT ALLOYED	1071210	2136795	428050	765521
760120	ALUMINIUM ALLOYS	197819	671793	84014	384811
761699	OTHER,ARTICLES OF ALUMINUM	125188	320055	96652	244036
780110	REFINED UN-WROUGHT LEAD	311616	918158		97380
780191	OTH UNWROUGHT LEAD CON ANTIMON	64287	217333	21027	50107
780199	OTH UNREFIND LEAD&LEAD ALLOYED	59446	193847	23845	77036
780600	OTHER ARTICLES OF LEAD.	3767	9443	2189	2611
790111	ZINC NOT ALLOYED WT=/>99.99%	399295	1372781	506236	1359753
790112	ZINC NOT ALLOYED WT < 99.99%		71736		
790120	ZINC ALLOYS	212639	813550	397660	823133
790700	OTHER ARTICLES OF ZINC.	17421	36229	22733	57324
800110	TIN, NOT ALLOYED	204892	652694	145661	288905
800120	TIN ALLOYS		208		3665
800700	OTHER ARTICLES OF TIN	5595	5893		736
810196	OTHER WIRE OF TUNGSTEN	370	21647		370
810199	OTHER ARTICLES OF TUNGSTEN	1759	3911	11	2231
810296	OTHER MOLYBDENUM WIRE	173	640	1155	2633
810299	OTH MOLYBDENUM AND ARTICLES				34
810411	UNWROUGHT MAGNESIUM BY WT99.8%		12254	2114	3477
810419	OTH ARTICL UNWROUHT MAGNESIUM		370		8
810490	OTHER ARTICLE OF MAGNESIUM			9	9
810520	COBALT MATTES& OTH PRODUCTS	57554	110962		

Contd.

10.11 Imports by Economic Categories (Detail)

(In Thousand Rupees)

	Items	Sept., 2021	From July, 2021	Sept., 2020	From July, 2020
810590	OTH INTERMEDIATE PRO OF COBALT	167	231		
810720	UNWROUGHT CADIUM POWDER				9124
810790	OTH CADMIUM,WROUGHT & ARTICLES	67	67		
810890	OTH TITANIUM WROUGHT&ARTICLES	305	30400	1835	13887
810990	OTH ZIRCONIUM AND ARTICLES		121		
811010	UNWROUGHT ANTIMONY POWDER	223253	386872	87061	109446
811100	MANGANES&ARTCL INC WASTE&SCRAP		1392	17871	39019
811221	CHROMIUM UNWROUGHT POWDER	416	575		
811229	OTH UNWROUG CHROMIUM INCL WAST	1202	1202		
811299	OTH BASE METAL UNWROUGH&ARTICL		1767		
961900	SANITARY TOWEL&TAMPON&SIMILAR	153618	587187	445562	1053637
	3. CAPITAL GOODS TOTAL	276108070	783441568	187625970*	511340560
10614	RABBITS AND HARES		12	250	250
10619	OTHER MAMMALS	1429	4771		
10631	BIRDS OF PREY	2109	5035		93
10632	PSITTACIFORMES(INCL.PARROTS)	12756	33965		
10639	OTHER BIRDS	381	1162		
10641	INSECTS	19292	21854	20562	20562
621790	PARTS OF GAR/CLOTH ACCESSORI	288	10328	333	957
680300	WORKED SLATE/ARTICLE OF SLATE	1232	1423		183
680410	MILL STONE AND GRIND STON MIL	55576	128275	32146	77884
680421	OTH MILLSTONE OF AGGLOMER SYNT	9832	37037	16541	42383
680422	MILL STONE AND GRIND STONE/OTH	244474	721834	177063	524862
680423	OTH MILLSTONE OF NATURAL STONE	5075	19678	6094	13203
680430	HAND SHARPENING POLISH STONE	7712	24317	11860	21213
680510	BASE OF WOVEN TEXTILE FABRICS	67973	208850	59257	180262
680520	ON BASE OF PAPER OR PAPERBOARD	35080	211510	28319	186863
680530	ON BASE OF OTHER MATERIALS	27374	125635	35657	96077
680610	SLAG WOOL ROCKWOOL MINERAL WOL	18061	38277	7372	26142
680620	EXFOLIATED VERMICULITE EXPEND	3969	8118	4631	4631
680800	PANELS,BOARDS,TILES BLOCKS ETC	1486	17250		2235
680911	BOARDS,SHEETS,PANELS,TILES ETC	3507	25072	21218	39481
680919	OTH BOARDS,SHEETS,PANELS OF PL	3719	5720	49	79
680990	OTH ARTICLE OF PLASTICS	3280	5152		349
681011	BUILD BLOCK,BRICK OF CEMENT		3638		
681019	OTH ARTICLE TILE,FLAGSTONE ETC	13638	66494	20639	115214
681189	OTH ARTICLES NOT CON ASBESTOES	1479	1479	88754	88754
681280	FABRICATED ARTI OF CROCIDOLITE		780		
681291	CLOTHING ACCE OF ASBESTOES FIB		2143	316	922
681292	PAPER MILLBOARDFELT ASBET FIBR	1302	1963		
681293	COMPRESSD ASBESTOS FIB JOINING	28392	70664	19080	52729
681299	O-ARTI OF FABRICA ASBESTOS FIB	13660	19298	904	6766
681320	FRICTION MATERIA CON ASBESTOES	35318	106114	29873	82938
681381	BRAKE LININGS&PADS VEH-H-8711	28617	87112	19842	64886
681389	O-BRAKE LINE&PADS NOT CON ASBE	130436	208330	31059	73094
681410	PLATES,SHEETS STRIPS OF AGLOM	5905	11713	1039	5493
681490	OTH, ARTICLES OF MICA	415	1952	5643	6132
681510	NON ELETICAL OF GRAPHITE	10391	44841	13186	32923
681520	ARTICLE OF PEAT OTH ARTICLE		74		
690290	OTH REFERECTORY BRIK/BLOK TILE	62567	69504	4289	19000
690310	CERAMIC CON>50% GRAPHITE,CARB	39920	77715	19422	31450
690320	COLD TUNDISH LINING SLIDE GATE	21337	127680	62495	151459
690723	TILES POLISHED WAT AB >10%	51678	115333	92735	203323
690740	FINSHING CEREMICS		1648		
690911	LAB CERM WARE PORCELAIN/CHINA		309		2663
690912	LAB CERM WARE HARD>9 MOH.SCALE	839	2735	6040	6410
690919	LAB CERAMIC WARE CHM/TECH USE	4741	12625	7311	14548
690990	OTH CERAMIC WARES AND SIMILARS	342	985	2593	6642

Contd.

10.11 Imports by Economic Categories (Detail)

(In Thousand Rupees)

Items		Sept., 2021	From July, 2021	Sept., 2020	From July, 2020
691010	CERAMIC SINK,ETC.FIXT PORCELIN	72391	291106	60433	163424
691390	OTH STATUTTES, ORNAMENT	4111	7088	263	3291
691410	OTH CERAMIC ARTICLES OF PORCEL	21	122		132
710812	OTH UNWROUGH(GOLD)NON-MONTERY	220453	708076	175103	175103
711100	BASE-M-SILVER/GOLD,CLAD PLTNM		68		
720720	CONT 0.25% MORE OF CARBON I/ST	11776	201303	117098	308389
720810	COILS, I/N-A-STEL-HOT ROLLED	300979	750121	5273	5273
720825	OTH C-HR-I/N-A-STL TH>4.75 MM	110	20663	24	476
720826	OTH C-HR-I/N-A-STLTH=3-4.75MM	993	16692	932	27148
720827	OTH C-HR-I/N-A-STL TH<3 MM	154516	178412	3826	27476
720836	OTH C-HR-I/N-A-STL TH>10 MM	144830	296556	516	9578
720837	OTH C-HR-I/N-A-STL TH4.75-10MM	1115348	1917377	220114	302179
720838	OTH C-HR-I/N-A-STL TH 3-4.75MM	3274095	7218293	482317	759853
720839	OTH C-HR-I/N-A-STL TH<3 MM	13334765	32510833	8278778	12586055
720840	NOT IN COIL I/S H-ROL W/PATERN		3457		4541
720851	OTH N/COIL I/S H-ROL TH>10 MM	424453	472772	11259	96976
720852	OTH N/COIL I/S H-ROLTH>4.75-10	9703	59794	6578	25210
720853	OTH N/COIL I/S H-ROL TH>3-4.75	7915	28091	16326	22170
720854	OTH C-HR-I/N-A-STL TH<3 MM	1904	46659	2017	17106
720890	OTH FLT-ROL PROD IRON WD>600MM	664984	1473402	153484	184777
720915	IN COIL I/S C-ROL TH 3MM/MORE	62090	179830	15159	92294
720916	IN COIL I/S C-ROL TH > 1 < 3MM	549048	1640146	796998	2550493
720917	IN COIL I/S C-ROL TH>0.5-1MM	317959	739758	200140	699852
720918	IN COIL I/S C-ROL TH > 0.5 MM	193338	583815	225222	1185079
720925	NOT IN COIL I/S C-ROL TH 3MM/>		1022	4955	18989
720926	NOT IN COIL I/S C-ROL TH>1M<3M	155141	699049	75139	203348
720927	C-ROL I/S TH 0.5 MM TO 1MM	158117	690647	21831	102664
720928	NOT IN COIL I/S C-ROL TH<0.5MM				6105
720990	OTH FLT ROL PROD I/S WD>600MM	398660	661943	81300	199388
721011	I/STL PLAT/COAT TIN TH-0.5MM/>	810	5371		
721012	I/STL PLAT/COAT TIN<0.5MM	234339	733307	345765	1390486
721030	ELECTROLYTICALLY PLAT/COAT ZIN	710692	1962336	207096	542989
721041	COR F-R PROD I/S ZINC COAT600		27453	22577	23040
721049	OTH F-R PROD I/S COAT ZINC>600	1121294	3702441	1138166	2392523
721050	F-ROL I/ST COAT CHROMIUM OXIDE	155074	315836	94549	256812
721061	I/S PL/COT ALUMINIUM ZINC ALLY	726666	1924300	428336	1144138
721069	OTH F-ROL PROD I/S PL/COT ALUM		20474		33778
721070	FR I/S PAINT/VARN, COATED PLAS	1550336	4149847	1168233	3066663
721090	OTH F-ROL PRD I/NA-ST CLD,COAT	137136	218684	84459	154859
721113	ROLL 4 FACE I/ST TH<4M WD>150M	25330	33114		
721114	OTH F-ROLL I/S WD<600MMTH>4.75	268416	584880	25078	53375
721119	OTH F-ROLL I/S WD <600MM-CR	203529	273779	55813	487254
721123	F.ROL I/ST CR WT<0.25% CARBON	430	580		4312
721129	OTH F-ROL PROD C/ROL WD<600MM	37518	120074	13441	45477
721190	OTH F-ROL PROD I/STL WD<600MM	79811	201133	38837	140297
721210	F-ROL PROD I/NA STL PLATE/COAT	587	3653	2686	6228
721220	I/S ELECTROLYTCAL PL/CT W/ZINC	14528	55245	5471	20509
721230	I/STEEL OTH WISE PL/CT W/ZINC		7803	82022	90040
721240	I/STEEL PAIN/VABNI/COT W/PLAST	91618	260868	24500	68305
721250	I/STEEL OTHWISE PLATED/COATED	23853	74690	1071	10601
721260	CLAD,FLAT ROLLED PRODUCT I/STL		10675	882	1375
721310	BARS/RODS HOT/ROL I/S,CON RIBS	1281	2727	101	375
721320	BARS/RODS HOT/ROL FREE-CUT STL	181	181		
721391	OTH CIRCULAR C/SEC <14 MM DIA	63857	176830	44539	156726
721399	OTH BAR/ROD H-ROL IRR-WND-COIL	29997	68686	22886	25390
721410	BAR/RODS IRON NA STEEL FORGED	11792	114882	92	41896
721420	BAR/ROD I/S CON RIBS GROOVES	12756	50134	18978	61644
721430	OTH BAR/RODS OT/THAN HEAD72.13	3460	9942		276
721499	OTH BAR/ROD I/S O/THN H-72.13		19157	32	2576
721510	BARS/RODS FREE CUT STEEL COLD	20544	35781	927	8327
721550	OTH BAR,ROD COLD-FORMED OF I/S	9920	20603	23	6873
721590	OTH BAR/RODS,OTH NONALLOY STEL	7569	15720	6140	13595

Contd.

10.11 Imports by Economic Categories (Detail)

(In Thousand Rupees)

Items		Sept., 2021	From July, 2021	Sept., 2020	From July, 2020
721610	U,I,H SECTIONS H-ROL HIGH<80MM	462	1993		218
721621	L SEC H/ROL HT<80 MM 1/NA STEL	8244	8244		4915
721631	U,I OR H SEC H-ROL HT 80M 1/ST	1517	18846		45794
721632	I SECTION	7241	10418	638	3168
721633	H SECTION	44542	111841	1422	33267
721640	L&T SEC H-ROL HT 80MM OR MORE				5906
721650	OTH ANGLE/SHAPE SEC HOT H/ROL				705
721669	OTH ANGLE/SHAPE SEC I/S C-ROLL	64	64	126	126
721691	OTH C/FORM I/ST FLAT ROL PROD		1051		7805
721699	OTH ANGLE/SHAPE SEC IRON/STEEL	12402	24831	11756	19654
721710	WIRE OF I/S NOT PLATED/COATED	12171	28909	6281	15338
721720	WIRE OF I/S PLATED/COAT W/ZINC	8106	19726	1424	4520
721730	WIRE I/S PLATED/COAT W/O B-MTL	9387	80683	74142	218691
721899	OTH SEMI-FINISHED PRO ST/STEEL		617		
721911	F/ROL PROD ST/STEEL HR TH>10MM		4731	316	316
721912	COILS ST/STEL-HR TH>4.75-10MM	4644	9364		502
721913	COILS ST/STEL-HR TH>3MM-4.75MM		27580		5291
721914	COILS ST/STEL-HR TH>3MM		21297	13328	13402
721921	COILS ST/STEL-HR TH>10MM	1151	4375	7290	17674
721922	COILS ST/STEL-HR TH>4.75-10MM	26781	100638		10128
721923	COILS ST/STEL-HR TH>3MM<4.75MM		1200		25382
721924	COILS ST/STEL-HR TH>3MM	4972	8808		9673
721931	COILS ST/STEL-CR-TH >4.75 MM	12304	80771		21397
721932	COILS ST/STEL-CR-TH>3MM-4.75MM	48949	182006	27098	104483
721933	COILS ST/STEL-CR-TH >1MM <3MM	342979	1432181	303554	727713
721934	COILS ST/STEL-CR-TH>0.5MM<1MM	310889	1179665	368945	910175
721935	COILS ST/STEL-CR-TH >0.5MM	403273	1834942	786695	1972963
721990	OTH F/ROL PROD ST/ST WD>600 MM	806641	2444291	997117	2436842
722011	F-ROL ST/STEEL H-ROL TH>4.75MM			250	253
722012	F-ROL ST/STEEL H-ROL TH<4.75MM	1817	11198		815
722020	COILS ST/STEEL H.ROLLTH <600MM	133580	276984	84509	203151
722090	OTH F/ROL PROD,ST/ST WD <600MM	13599	62801	104652	532958
722100	BAR/RODS H/ROL IN COIL ST/STEL	19890	40629		5472
722211	BAR/ROD ST/ST NFW H/ROL CC/SEC	29965	100350	58832	123214
722219	OTH BAR/ROD ST/ST NFW HOT/DRWN		7282	2066	9912
722220	BAR/ROD ST/ST NFW C/FOR,C/FIN	7547	49754	5278	31931
722230	OTH BAR/ROD OF STAINLESS STEEL	38694	122502	35041	110964
722240	ANGLE/SHAPES&SECTION ST/STEEL	8250	8794	645	5274
722490	OTH SEMI-FIN PROD OTH A/STEEL			18335	22338
722511	GRAIN-ORIENTED SIL-ELEC-STEEL	146701	1000533	351159	814568
722519	OTH F/ROL PROD SIL-ELEC-STEEL	52067	292779	21217	135661
722530	OTH NFW HOT/ROLLED IN COILS	3371984	19422920	2771818	9800430
722540	OTH NFW HOT/ROLLED NOT IN COIL	209015	694663	472556	911976
722550	OTH ALLOY STEEL NOT WORK(RDUC)	694292	906546	189235	366091
722591	OTH F/ROL PROD ELEC ZINC PLATE	1431	1431	3549	3549
722592	FLATROLLED PROD O/W ZINC PLATE	48349	48349		82956
722599	OTH F/ROL PROD OTH ALLOY STEEL	162137	475902	178753	1332323
722611	GRAIN-ORIENTED SILICON ELEC ST	8875	34198	27557	121730
722619	OTH FLAT ROLL\PROD SILICON E/S	1561	1561		
722691	OTH FLATROL PROD NOTWORK HOT/R	18197	19064	45931	81334
722692	OTH F/ROLL PROD NOTWORK COLD/R	34867	125702		1593
722699	OTH F/ROL PROD OTH ALLOY STEEL	241	575	180	13319
722790	OTH BAR/ROD H/ROLL W/COIL A/ST	927199	2604320	789091	2004823
722810	BAR/RODS OF HIGH SPEED STEEL			1492	1492
722820	BAR/RODS OF SILICO-MAG STEEL		3987	61	39947
722830	OTH BAR/ROD HOT ROLLED	20253	24279	11851	17351
722840	OTH BAR/ROD NOWORK FORGED	4446	30307	3284	13444
722850	OTH BAR/ROD NOWORK C/FOR,C/F	2437	2768	27	3242
722860	OTH BAR/ROD ALLOY STEEL NES	4796	10230	6586	24119
722870	ANGLES, SHAPES AND SECTIONS	6398	79792	19958	99078
722880	HOLLOW DRILL BARS AND RODS	861	4602	13	2194
722920	WIRE OTH ALLOY STEL SILICOMANG		1308		

Contd.

10.11 Imports by Economic Categories (Detail)

(In Thousand Rupees)

Items		Sept., 2021	From July, 2021	Sept., 2020	From July, 2020
722990	OTH,WIRE OF OTHER ALLOY STEEL	99857	225440	28859	97564
730110	SHEET PILING IRON AND STEEL		11262		71551
730120	ANGLE SHAPES & SECTIONS OF I/S	202	6568		6352
730210	RAILS OF IRON AND STEEL	61361	1593356	20376	55202
730230	SWITCH BLADE, CROSS-FROG P/ROD		10736		
730240	FISH-PLATES AND SOLE PLATES		2715		
730290	OTHER MATERIALS JOINTING RAILS	64	3033	2102	2132
730300	TUBE/PIPE,HOLOW PROFILE C/IRON	6191	12996	138	1911
730411	L.P FOR OIL&GAS S-STL SEAMLESS		3595	1199	5356
730419	OTH LINE PIPE I/S FOR OIL&GAS	474998	1167219	209639	778759
730423	OTH DRILL PIPE I/S FOR OIL&GAS	1239	411366	127331	693290
730424	OTHER PIPE OF STAINLESS STEEL	1042	9863		110835
730429	OTH CASING,TUBING I/S-OIL/GAS	215609	2692121	96120	493412
730431	O- COLD-ROLLRD C.C.SEC I/N.A.S	174228	472597	185209	345324
730439	OTH CROSS SECTION OF N.A-STEEL	119346	468339	174554	359854
730441	COLD ROLD CR-SEC OF STAIN-STL	23184	45008	11568	61890
730449	OTH CROSS SECTION OF STAIN-STL	132568	427570	42362	153527
730451	O-C.C.SEC COLD ROL(ALLOY-STL)	4206	6163		1662
730459	O-CIR CROSS SEC OF (ALLOY-STL)	37062	114943	28307	36312
730490	O-TUBE PIPE/HOLLOW -PRO SEAMLE	627446	1094554	68733	221270
730512	OTH LINE PIPE USED OIL GAS WLD		528		712
730519	OTH LINE PIPE USED OIL/GAS P/L		14798	23296	478305
730520	CASING FOR DRILLING,OIL/GAS				523
730531	OTHER, LONGITUDINALLY WELDED			1520	5535
730539	OTHER, WELDED TUBES AND PIPES				2640
730590	OTHER, TUBES AND PIPES	184634	184634		2392
730611	L.P-WELDED OF STA-STL(OIL/GAS)	1963	5362	27	1129
730619	OTH-LINE PIPE O/G PIPELINE I/S		199511	102620	288970
730629	O-CASING/TUB LINE PIPE O/G I/S	3062	12899		
730630	COPPER COAT MILD STL TUB-8.5MM	36451	214227	16761	131955
730640	O-WELDED C.C.SEC OF STAIN-STL	40146	160979	29421	72690
730650	O-WELDED C.C.SEC NON ALLOY-STL	35050	141877	26312	55649
730661	O-TUBE,PIPE WELD SQUARE C-SEC	4002	6528	3505	9362
730669	TUBE/PIPE WELD OF OTH C.C-SEC	258	258		
730690	OTH TUBE PIPE HW-PROFILR I/STL	46903	164911	13129	38477
730711	CAST FIT N-MALLEABLE CAST-IRON	310	2609	675	5317
730719	OTHER, CAST FITTINGS	74043	151691	80969	229634
730721	FLANGES, OF STAINLESS STEEL	6373	53473	19947	61323
730722	THREADED ELBO,BEND,SLV S/STEEL	4692	29302	9361	27935
730723	BUTT WELDING FITTING STAINSTEL	27256	48024	2667	14433
730729	OTH TUBE,PIP FITTING STAINSTEL	57350	241791	66287	256259
730791	FLANGE AIR-P AGRI-TRACTOR<=80H	12214	121850	25058	73443
730792	THREAD ELBO,BEND/SLV IRN/STEEL	3830	23860	2895	15238
730793	BUTT WLEDING FITTING IRON/STEL	8362	58952	24127	126526
730799	OTH TUBE,PIP FIT IRN/STEL NEC	686036	1023416	137772	460908
730810	BRIDGES AND BRIDGE-SECTIONS	41	10701	119	119
730820	TOWERS AND LATTICE MASTS	1507031	4423746	552854	4896933
730830	DOR,WIN/FRAMES,TH-HOLD,FORDORS	107294	1582294	9783	40100
730840	EQUIP SC-FOLD SHUT PROP PITPRO	18028	21814	25344	72523
731100	CONT COMPRESED/LIQEID GAS IR/S	307754	799939	152612	754284
731210	STANDARD WIRE ROPES AND CABLES	78519	229053	80726	251248
731290	OTH WIRE,ROPE,CABLE,SLINGS I/S	27763	28951	27182	31920
731300	BRABED WIRE OF I/S TNIS HOOP		154	520	10788
731412	ENDLESS BAND MACH STEL W-CLOTH	3629	5858		133
731414	OTH WOVEN CLOTH OF STAIN STEEL	15835	58428	4626	18443
731419	STEEL CORD FABRIC LIN MNF TYRE	2338	4797	5987	9828
731420	GRIL NET FENC W/LD D=3MM MS100	558	898	926	970
731431	OTH GRL NEW FENC/WLED COTD ZNC	13635	75859	22949	61146
731439	OTH GRL NET FENCING AT INTSEC	7284	23308	19032	54335
731441	OTH CLO GRL NET FENC PL/COT ZN	1197	10113	2561	5148
731442	OTH CLO GRL NET FENC PL/COT PL	157	1654	6534	8735
731449	OTH CLO GRL NET /FENFING	99634	113244	8681	20576

Contd.

10.11 Imports by Economic Categories (Detail)

(In Thousand Rupees)

Items		Sept., 2021	From July, 2021	Sept., 2020	From July, 2020
731450	EXPANDED METAL OF IRON OR STEL	1	5374	3628	3628
731511	ARTICULATED LINK ROLLER CHAIN	74291	213067	101793	239208
731512	OTHER CHAIN, ARTICULATED LINK	25161	118610	35293	93829
731519	PARTS, ARTICULATED LINK CHAIN	100237	276720	145453	324869
731581	STUD LINK	9083	9083		
731582	OTHER, WELDED LINK	9303	10769	670	670
731589	OTHER CHAIN,	1334	6639	1457	9814
731590	OTHER PARTS OF CHAIN	18112	24176	118	433
731600	ANCHORS,GARPNELS PARTS IRON/ST	1071	2129	689	2358
731700	NAILS,TAKES,DRAWING PINS IR/ST	142342	379277	45280	132927
731811	COACH SCREW I/S THREADED	152	285		70
731812	OTH WOOD SCREW I/S THREADED	4951	13527	3816	9879
731813	SCREW HOOKS,SCREW RING RVT I/S	4162	9983	3836	6547
731814	SELF-TAPPING SCEWS, THREADED	16688	42967	24110	56339
731815	OTH SCREW,BOTLS W/N NUT/WASHER	203657	527061	102176	398732
731816	NUTS, THREADED OF IRON/STEEL	68152	208665	75898	197343
731819	OTH BOLT,NUT,WASHER,RVT I/S TH	12003	38139	11733	22173
731821	SPRING WASHER LOCK WASHER N-TH	4592	8948	5590	8596
731822	OTHER WASHERS. NON-THREADED	16385	44798	14809	39020
731823	RIVETS, NON-THREADED	8499	34781	4553	11431
731824	COTTERS/PINS NON THREADED I/S	1559	4032	456	2694
731990	OTH KNITTING NEDLS,CRO HOOKS	6639	25582	9370	24238
732010	LEAF-SPRINGS&LEAVES THEREFOR	17936	45848	7757	23265
732020	HELICAL SPRINGS	16867	36814	6623	29368
732190	PARTS OF I/S,COOK APPLI&PLAT-W	30660	121181	45795	130161
732211	RADIATORS/PARTS CAST IRON E-EL	118	356		
732219	OTH RADIATOR AND PARTS THEREOF	3580	9220	7635	7759
732490	OTHER, INCLUDING PARTS	36722	119444	13989	51597
732510	OTH CAST ARTI I/S N-MEL C-IRON	3302	4697		15096
732591	GRINDING BALLS SIMI ARTI MILLS	66595	189213		6378
732619	OTH ATI FORGED/STAMPED N-WORK	154132	375967	128808	387886
732620	ARTICLES OF IRON OR STEEL WIRE	791	9246	792	9380
740500	MASTER ALLOYS OF COPPER.	7257	8384		
740610	COPER-POW OF NON-LAMELLAR STRU	197	13111		8140
740620	COPER-LAMELLAR STRUCTURE FLAKE	37868	111735	7741	29578
740710	BAR,RODS OF REFIND COPPER	55082	325425	70318	132854
740721	COPPER BAR,ROD PROFIL ZINC BAS	97888	342449		8644
740729	OTH BAR,ROD,PROFIL COPP ALLOYS	21363	34872	18975	61888
740811	WIRE REF COPP MAX CR-SEC DI>6M	120259	472231	141543	254181
740819	OTHER, WIRE OF REFINED COPPER	12027	31531	14218	90858
740821	WIRE OF COPPER ALLOY ZINC BASE	14745	137044	852	5694
740822	WIRE OF COPPER ALLOY NICK BASE	70	87	2580	2580
740829	OTH WIRE OF COPPER ALLOYS ETC	554	5791	1526	11335
740911	PLAT,SHEET,STRIP REF COPP COIL	56687	128788	21528	56561
740919	OTH PLAT SHEET&STRIP REF COPP	10653	12269	12804	17370
740921	PL,SH&STRIP COPP ZINC BAS COIL	19974	82225	22588	28517
740929	OTH PL/SH/STRI COPP ZINC BAS	12179	52333	8354	10017
740931	PL/SH/STRIP COPP TIN BAS COILS				2724
740939	OTH PL/SH/STRIP COPP TIN BAS-C				227
740990	PL/SH/STRIP OTH COPP ALLOYS NS	71	4886		221
741011	FOIL REFINED COPP NOT BACKED	151183	748257	156637	270096
741012	FOIL OF COPP ALLOYS,NOT BACKED	68159	278596	58911	120112
741021	FOIL OF REFINED COPPER,BACKED	31293	55453	20976	29695
741022	FOIL OF COPPER ALLOYS,BACKED	164	288		8
741110	TUBE & PIPE OF REFINED COPPER	467222	1770495	161698	702174
741121	TUB&PIPE COPP ZINC BAS ALLOYS	3681	11803	1490	3226
741129	OTH TUBE&PIPE OF OTH COPP ALLY	116	18959	8709	36533
741210	COPP TUBE/PIPE FIT REF COPPER	10	2523	1313	8162
741220	COPP TUBE/PIPE FIT COPP ALLOYS	29581	61468	9403	19742
741300	STANDARD WIRE,CABL PL-BAND-NEI		732	17207	17259
741510	NAIL,TACK,DRW-PIN,STAPL,S-ARTI			1465	1465
741521	WASHERS/INCL SPRING WASH N-THR	154	611	157	430

Contd.

10.11 Imports by Economic Categories (Detail)

(In Thousand Rupees)

Items		Sept., 2021	From July, 2021	Sept., 2020	From July, 2020
741529	OTH NOT THREADED ARTI COPPER	6820	13952	2473	4655
741533	OTH THRD SCREW,BOLT,NUT COPPER	723	1882	714	4304
750400	NICKEL POWDERS AND FLAKES.	4011	12989	2123	42067
750511	BAR,ROD,PROFILE NICKLE N-ALLOY		359		
750512	BAR,ROD,PROFILE NICKLE ALLOYED	351	385		596
750521	WIRE OF NICKEL, NOT ALLOYED	154	154		
750522	WIRE OF NICKEL, ALLOYED	236	11173	2709	9492
750610	PLAT,SHET,STRIP,FOIL NICK N-AL	4179	4526	10703	10703
750620	PLAT,SHET,STRIP FOIL NICK ALOY	6106	6106	302	82336
750711	TUBE&PIPE OF NICKEL NOT ALLOYD				296
750712	TUBE & PIPE OF NICKEL ALLOYED		28396	3461	19790
760200	ALUMINIUM WASTE AND SCRAP.	1843504	5398376	1658682	4557860
760310	POWDER OF NON-LAMELLAR STRUCTU		11198		6544
760320	POWDER OF LAMELLAR STRU FLAKES	20498	28003		16288
760410	BAR ROD PROFILE ALUM NOT ALLOY	4834	48977	13812	29346
760421	HOLLOW PROFILES OF ALUM ALLOYD	21052	86328	14069	54333
760429	OTH BAR,ROD&PROFIL ALUM ALLOYD	13998	60092	23694	99466
760511	ALMU WIRE N-ALLOY MAX DIA>6MM	33277	56975	16271	29138
760519	OTH ALUMINIUM WIRE NOT ALLOYED	12486	56867	17272	52307
760521	ALUM WIR ALLOY MAX CRS DIA>7MM	36941	36941	8508	15997
760529	OTH ALUMINUM WIRE, ALLOYED	35729	100291	18574	71219
760611	RECTANGLE&SQUARE ALUM NOT ALLY	115909	278945	50356	184573
760612	RECTANGULAR/SQ ALUM MOTALLOYED	381359	1202122	180457	793055
760691	OTH PL,SHET,STRL ALUM NOT ALOY	44033	290417	8262	27940
760692	OTH PL,SHET&STRIP ALUM ALLOYED	84663	179964	30412	124787
760711	ALUM FOIL ROLLED N-WORK/BACKED	554541	1813019	441605	1206242
760719	OTH ALUMINIUM FOIL NOT BACKED	347281	916431	528601	988467
760720	ALUMINUM FOIL, BACKED	175311	625684	190904	640133
760810	TUBE, PIPE OF ALUM NOT ALLOYED	5478	7824		805
760820	TUBE, PIPE OF ALUM ALLOYED	40526	144202	7725	36907
760900	ALUM TUBE,PIPE FIT(COUP/ELBOW)	9805	23582	4659	9573
761010	DOORS,WINDOW, FRAMS,THRESHOLDS	4799	86502	56186	89966
761300	ALUM CONT FOR COMP/LIQUE GAS	23232	130519	11304	37835
761410	STAND WIR,CABL PL,ALU S-CORE		13796		29865
780200	LEAD WASTE AND SCRAP.	55100	55100		
780419	OTHER , LEAD PLATES		164		11
790310	ZINC DUST(BLUE POWDER)	16809	22331	13688	23450
790400	ZINC BARS,RODS,PLROFILE&WIRE		5094	4007	7143
811300	CERMETS&ARTICLE INCL WAS/SCRP	821	2108		
820110	SPADES AND SHOVELS	5373	33706	1405	1751
820130	MATTOCKS, PICKS, HOES & RAKES	92	348		26
820140	AXES,BILLS HOOKS&SIMI HEW TOOL	188	997	5	220
820150	SECATEURS&ONE-HAND PRUNERS SHR	248	750		9
820160	HEDGE SHEARS, TWO-HAND PURNING	2399	4595	308	365
820190	OTH HAND TOOL AGRICUL,HORTICUL	971	4046	1492	2874
820210	HAND SAWS	23266	56821	19232	27196
820220	BAND SAW BLADES	5641	8838	2787	8121
820231	CIRCULAR SAW BLADE WITH STEEL	37680	88208	19252	88940
820239	OTH CIRCULAR SAW BLADE,O/MATER	5562	11695	6369	15557
820240	CHAIN SAW BLADES	7923	15168	4481	14291
820291	STRAIGHT SAW BLADES,WORK METAL	104	231	70	375
820299	OTHER SAW BLADES	8808	21697	9071	33013
820310	FILES, RASPS & SIMILAR TOOLS	10418	48334	6463	29560
820320	PILERS,PINCERS,TWEESZERS S-TOL	35418	102814	34681	96767
820330	METAL CUTTING SHEARS&SIM TOOLS	1581	2332	1278	2439
820340	PIPE CUTTERS BOLD CROPPERS,ETC	8361	22466	7800	20909
820411	NON-ADJUS H-OPER SPANER,WRENCH	54307	154582	46139	151768
820412	ADJUSTABLE H-OPER SPANER,WRENC	76034	204888	71700	166140
820420	INTERCHAGEABLE SPANNER SOCKETS	17675	28214	3229	20775
820510	DRILLING,THREADING TAPPING TOL	1415	8705	4140	10835
820520	HAMMERS AND SLEDGE HAMMERS	19007	38296	6478	23514
820530	PLANES,CHISELS,GOUGE WOOD WORK	1035	2969	1002	1341

Contd.

10.11 Imports by Economic Categories (Detail)

(In Thousand Rupees)

Items		Sept., 2021	From July, 2021	Sept., 2020	From July, 2020
820540	SCREW DRIVERS	21337	67345	33954	62885
820551	OTHER HAND TOOLS H-HOLD N.E.S.	16811	62598	35215	86484
820559	OTH HAND TOOL(GLAZZIER DIMOND)	29975	89328	23715	89821
820570	VICES, CLAMPS AND THE LIKE	5017	9768	4062	5894
820590	SETS OF ARTI.TWO/MORE,SUB-HEAD	15195	21909	731	8810
820600	TOOL TWO/MORE OF H.82.02TO.05	2416	7457	4105	35359
820713	ROCK DRILLING,EARTH BORING TOL	4103	26425	7433	22306
820719	OTH INC PARTS ROCK DRIL,E-BORI	144580	465252	380837	521811
820720	DIES FOR DRAWING/EXTRUD METAL	14838	335310	48016	103248
820730	TOOL FOR PRESS, STAMPING/PUNCH	181575	303026	21927	50482
820740	TOOLS FOR TAPPING OR THREADING	10306	18894	5756	14410
820750	TOOL FOR DRILLING O/T ROCK DRL	72708	193386	58249	143603
820760	TOOLS FOR BORING OR BROACHING	3023	4914	2678	2906
820770	TOOLS FOR MILLING	3077	6619	6483	10781
820780	TOOLS FOR TURNING	6020	14627	4739	6869
820790	OTH INTERCHANGEABLE TOOLS	58481	271367	53528	179303
820810	KNIVS&CUTING BLADE METAL WORK	2211	13207	3625	21481
820820	KNIVS CUTING BLADE WOOD WORK.	2141	8272	5754	6869
820830	KNIVS&CUTING BLADE KITCHEN APP	6585	18665	6937	18628
820840	KNIVS&CUTING BLADE AGRI HORT	1969	20705	11692	27162
820890	OTH KNIVES CUTING BLADES F/MAC	71186	214719	49085	168371
830260	AUTOMATIC DOOR CLOSERS	14889	21358	3450	14101
831190	OTH WIRE&RODS AGGLOMTR B/METAL	22626	46432	6571	23608
840211	WATERTUBE BOIL S/PROD>45T/H	2173730	14320491	4400352	6957421
840212	WATERTUBE BOILER S/PROD-45T/H	66789	223253	83548	147609
840219	OTH VAPOUR GENERATING BOILERS,	85415	139996	32092	150688
840220	SUPER-HEATED WATER BOILERS		17	546	546
840290	PARTS OFSTEAM/OTH VAPOUR G/BOL	6361	97013	3605051	4296703
840310	BOILERS		6985	1682	3504
840390	PARTS CENTRAL HEATING BOILERS	1695	8041	118	4015
840410	AUXILIARY PLANT FOR BOILER	1540	132298	351441	4987761
840420	CONDENSERS STEAM/VAP POW UNIT		3853		1827107
840490	PARTS MASHINE H-8404.1000	33748	119223	3772	295083
840510	PRODUCER WATER GAS GENERATORS	120744	233912	68706	117136
840590	PART PROD GAS WATER GENERATOR	109	974	113	1864
840681	OTH TURBINE OUTPUT EXCEED 40MW	553800	1516691	1712488	12693336
840682	O-TURBINE OUTPUT NOT EXC 40MW		2485		
840690	PARTS OF STEAM TURBINES	2850	71945	80681	133907
840710	AIRCRAFT ENGINES		102059	8856	48293
840721	MARINE PROPULSION ENGINES	25584	63728	14837	54602
840729	OT MARINE SPARK-IGN-ROTRY ENG.		1973	687	1687
840731	PISTION ENGINE CAPACITY-50CC				505
840732	PISTON ENG CAPACITY 50-250CC	179168	419626	234670	590147
840733	PISTON ENG CAPACITY 250-1000CC	240	2120	2110	11621
840734	PISTON ENG CAPACITY EX1000CC	95050	277884	115994	225565
840790	OTH ENGINES	122839	298951	232487	540087
840810	MARINE PROPULSION ENG-DIESEL	434	434		
840820	ENGINE FOR VEH CHAPTER-87	177593	399971	139624	387189
840890	OTH ENGINES	410903	846126	242013	591713
840910	PARTS FOR AIRCRAFT ENGINES		52	692	1469
840991	PARTS,SPARK-IGNITON PIST ENGIN	1483403	4106681	814443	2645817
840999	OTH PART,COMPRES-IGN PIST ENG	994255	2103803	572546	1344771
841013	HYD TURBINE,W/WHEEL>10,000KW		5538342	295641	2350378
841090	PARTS, INCLUDING REGULATORS	42813	309655	916104	1607627
841121	TURBO-PROPLER NOT EX 1100KW		1929		
841122	TURBO-PROPLER EXCEED 1100KW	376124	513158		
841181	OTH GAS TRBIN NOT EXCD 5,000KW	30678	49928		
841182	OTH GAS TURBIN EXCE-5,000KW	3661912	3661912		
841191	PARTS TURBO-JET /PROPELLERS			1010	1561
841199	OTH, PARTS OF GAS TURBINES	194778	3601474	884900	1455790
841210	REACTION ENG OTH THAN TURB-JET		26		171
841221	LINEAR ACTING,HYD ENGINE&MOTOR	4202	159981	14378	68364

Contd.

10.11 Imports by Economic Categories (Detail)

(In Thousand Rupees)

Items		Sept., 2021	From July, 2021	Sept., 2020	From July, 2020
841229	OTH, HYDRAULIC POWER ENG&MOTOR	27731	127939	17008	71633
841231	LINERA ACT,PNEUMATIC ENG&MOTOR	8149	29814	13588	29106
841239	OTH, PNEUMATIC ENG & MOTOR	11474	36812	15971	32570
841280	OTH, ENGINES AND MOTOR	1782	6080	95	5778
841290	PARTS OF ENGINES AND MOTOR	19250	44702	10667	33801
841311	PUMPS FOR DISPENSING FUEL/LUB	15593	140808	27574	50922
841319	O-PUMP FITTED MEASURING DEVICE	52608	171937	24734	66754
841320	HAND PUMP O/THN H-841311,19	3025	6587	39883	56498
841330	FUEL LUBRICATING/COOLING PUMPS	348516	1107264	139372	420444
841340	CONCRETE PUMPS	11711	29699	17761	28909
841350	OTH POSITIVE DISPLACEMENT PUMP	35800	162992	32240	68206
841370	841360	77062	150944	60837	132390
841370	OTH CENTRIFUGAL PUMS	810078	2258628	1714285	3087596
841381	OTH PUMS LIQUID ELEVATORS	61907	210563	80327	368394
841382	LIQUID ELEVATORS	359	445	202	5010
841391	PART OF PUMPS	410340	1070752	1279988	2281314
841392	PARTS OF LIQUID ELEVATORS PUMP		5515	1719	5492
841410	VACUUM PUMS	36037	142046	46179	265740
841420	HAND/FOOT OPERATED AIR PUMS	15199	52938	20901	56972
841430	COMPRESSOR REFRIGERATOR EQUIP	1783661	6850106	1251725	4312174
841440	AIR COMPRESSORS MOUNTED W/CHAS	43926	226141	11343	93656
841451	FANS TABLE,FLOOR,WALL,WINDOW	33299	184069	36810	164939
841459	OTH FANS	205659	944255	75407	222031
841460	HOODS MAX-HORIZONTAL SIDE120CM	18008	80053	23385	54497
841480	OTH GAS COMPRESOR&RECYCL RODS	1313552	2568018	685203	1920240
841490	PARTS AIR/VACUM PUMPS ETC.	330668	958547	374538	1131128
841510	WINDOW/WALL TYPE AC/SPLIT SYS	198211	1105262	257385	450110
841520	A.C.MACHINES FOR MOTOR VEHICLE	499	2274	669	3463
841581	A.C.MACH COMP MOTOR DRI FAN	1479	2243	130	9877
841582	O- AC INCOR REFRIGIRATING UNT	78840	145391	69591	85766
841583	OTH A.C. MACH NOT REFRIG UNIT	36552	849284	138511	279509
841590	PARTS OF AIR CONDITION MACHINE	760597	3256122	558182	1973860
841610	FURNACE BURNERS LIQUID FUEL	191	6584		
841620	OTH FURNAC BURNER INCL COMBINT	8712	79493	5199	19698
841630	MECHANICAL STOKERS GRATES ETC	102197	201068	55971	1238149
841690	PART OF BURNRS OTH ART OF 7412	7933	18765	23541	56255
841710	FURNAC & OVEN F/ROAST/MELTING	285855	599626	675862	713219
841720	BAKERY OVENS INCL BISCUIT OVEN	75253	416306	64436	185570
841780	OTHER FURNANCE AND OVENS INDUS	85265	467023		123890
841790	PART OF INDUSTRIAL LAB FURNACE	134159	267327	19804	103070
841810	COMBINED REFRIG-FREEZE W-DOORS	98536	248132	82382	195907
841821	REFRIGERATORS HOUSEHOLD TYPE	4944	26925	50962	111632
841829	OTH REFRIGERATOR HOUSHOLD TYP	2271	6932	211	393
841830	FREEZERS OF CHEST TYPE	725	25882	93	4001
841840	FREEZERS OF THE UPRIGHT TYPE	3945	35999	1610	12486
841850	O-FURNI-STORAGE,DISPLY FRZ EQU	15310	122407	41299	95373
841861	OTH REFRIG FREZ EQPT HEAT PUMP		1387		242
841869	OTH REFRIG FREZ EQUP HEAT PUMP	877127	2408713	320041	886764
841891	FURNITURE REFRIG FREEZING EQPT		42		
841899	OTH PARTS REFREGERATING EQUIPT	772000	1992863	482078	1473321
841911	INSTANT GAS WATER HEATERS	40688	169942	58675	114718
841919	OTH INSTANT STRONGWATER HETER	9707	20106	19989	26623
841920	MEDICAL SURGICAL LAB STERILISE	118336	378444	76769	263819
841931	DRYERS AGRICULTUL PRODUCTS		194	54032	54032
841932	DRYERS WOOD PAPER PULP P/BOARD		29839	1090	7502
841939	OTHER DRYERS	226609	598871	114389	271562
841940	DISTILLING RECTIFYING PLANT	2416	8555		583
841950	HEAT EXCHANGE UNITS	128356	2331453	314641	1176974
841960	MACHINERY LIQUIFY AIR O/GASES	32114	87862	5197	254025
841981	OTH MACH PLANT EQPT HOT/COL FD	101242	222478	9778	49790
841989	OTH MACHINERY PLANT AND EQPT	1544929	10629779	263153	756374
841990	PARTS MACH PLANT LAB EQUP ETC.	207752	520466	249467	797159

Contd.

10.11 Imports by Economic Categories (Detail)

(In Thousand Rupees)

Items		Sept., 2021	From July, 2021	Sept., 2020	From July, 2020
842010	CALENDERING OTH ROLL MACHINES	14729	127343	39932	40882
842091	CYLINDER(FOR CALENDERING MACH)	74	1922	879	7400
842099	OTH PART OF CALENDER MACHINE	8233	55360	5047	17518
842111	CREAM SEPARATORS		323		25
842112	CLOTHES-DRYERS		72	4354	9542
842119	OTH CENTRIFUGES INCLUDING DRYR	102440	163123	72662	195999
842121	FILTERING PURIFY MACH&APARATUS	891691	1741935	434690	996668
842122	FILTERING MACH FOR BEVERAGES	27103	46436	114	16385
842123	OIL&PETROL-FILTER INT.COMBSN	139403	367983	80892	297789
842129	OTH FILTER MACHS APPARATUS NES	467291	875742	134187	536394
842131	INTAKE AIR FILTER COMBTION ENG	55668	185011	68453	180843
842139	OTH FILTERING PURIFY MACH/APPA	296936	5237760	435524	1683340
842191	PARTS CENTRIFUGES INCL DRYER	162327	467783	43280	232330
842199	PARTS OF FILTERING PURIFY MACH	526716	800100	423306	1048113
842211	DISH WASHING MACHINE HOUSEHOLD	4974	12657	4483	10178
842219	OTHER DISH WASHING MACHINE	211	2176		588
842220	MACH CLEANING/DRYING BOTTLE	12583	28832	6972	26746
842230	MACH FILLING/CLOSING BOTTLES	552481	1345419	274125	661727
842240	OTH PACKING WRAPPING MACHINE	306655	907570	163646	714576
842290	PARTS MACH FIL/CLEAN WRAP PACK	100573	470729	162716	462455
842310	PERSONAL WEIGHING MACHINES	25961	71196	18995	36277
842320	SCALES FOR CONT WEIGHING GOODS		35824	2078	2093
842330	CONSTANT WEIGHT SCALES/HOPER	7361	53166		4084
842381	OTH WEIGHT MACHINERY-30KG	10821	37040	6599	31409
842382	OTH WEIGHT MACH CAP-30-5000KG	76834	191075	80305	204159
842389	OTH WEIGHING MACHINERY	2360	19151	29768	38720
842390	WEIGHT MACH WTS ALL KINDS&PART	25212	70299	16409	75856
842410	FIRE EXTINGUISHERS W/N CHARGED	28830	158616	23903	84898
842420	SPRAY GUNS&SIMILAR APPLIANCES	314933	715415	145194	612380
842430	STEAM,SAND BLAST,JET PROJ MACH	19055	82290	1140	8825
842441	AGRI PORTABLE SPRAYERS	511	15618	2069	46427
842449	OTH AGRI/HORTI SPRAYERS	888	12856	4155	4608
842482	OTH AGRI. & HORTI APPLIANCES	31119	195204	137914	162496
842489	OTH APPL PROJ/DISPERS/SPRY LQD	98519	343380	51568	368522
842490	PART MECH APPLIANCE SPRAY ETC.	63079	217687	54666	138164
842511	PULLEY TACKLE HOISTS POWER	36168	55171	25452	60072
842519	O-PULLY/HOISTS/WINCH/CAPSTANS	14621	59221	11757	33214
842531	WINCH CAPSTAN POWER E/MOT	45741	57995	7007	33348
842539	WINCHES CAPSTAN	3645	21494	17407	24663
842541	JACKS,HOISTS-RAISING VEHICLES	15361	17152	3126	16241
842542	OTH JACKS AND HOISTS HYDRAULIC	15076	136524	548708	604012
842549	OTH MECHANICAL HANDING EQUIPMT	9344	28333	14380	22187
842611	OVERHEAD-TRAVELING CRAN F-SUPO	47814	694983		698817
842612	MOBILE LIFTING FRAME ON TYRES		105	606	3211
842619	OTH O/HEAD TRAVEL/TRNSPOT CRAN	792	5934	423846	423846
842620	TOWER CRANES	177919	220685	7684	7684
842630	PORTAL OR PEDESTAL JIB CRANES		44287	407042	463991
842641	O-MACHINERY SELF PROP ON TYRES	512	4325		123878
842649	OTH MACHINERY SELF PROPELLED	64755	716182	42618	462448
842691	O-MACH DESIGED MOUNT ROAD VEH		12452		8960
842699	OTH MACHINERY NOTSELF PROPELED		5240		
842710	SELF PROPELL TRUCK WITH EL MOT	119393	375566	52867	234154
842720	OTHER SELF-PROPELLED TRUCKS	201030	543576	80994	197329
842790	OTH WORK TRUCK LIFT/HAND EQUIP	25567	69996	7497	51014
842810	LIFTS AND SKIP HOISTS	174038	748190	227458	515491
842820	PNEUMATIC ELEVATORS&CONVEYORS	5132	13048	4823	76869
842832	OTH ELEVATOR/CONVEYOR BUKT TYP	1024	335404	15838	77139
842833	OTH ELEVATOR/CONVEYOR BLT TYPE	63015	105353	8690	3226658
842839	OTH CONT ACTELEVATOR,CONVEYOR	393332	1077873	510811	701929
842840	ESCALATORS & MOVING WALKWAYS	36200	90759	13086	13086
842860	TELEFERICS CHAIR-LIFT,F/FURNIC	2703	8877	25514	37867
842890	OTH MACHINERY LIFT/HANDLE ETC.	96547	222892	238864	320622

Contd.

10.11 Imports by Economic Categories (Detail)

(In Thousand Rupees)

Items		Sept., 2021	From July, 2021	Sept., 2020	From July, 2020
842911	TRACK LAYING BULDOZER/ANGLDOZR	284273	355775	22063	269075
842919	BULDOZRS/ANGLEDRO/TRACK LAYING	17812	99211	269124	278601
842920	GRADERS AND LEVELLERS	14027	22598	4100	106723
842940	TAMPING MACHINE & ROAD ROLLERS	9501	22760	5840	49415
842951	FRONT-END SHOVEL LOADERS	66368	172160	39828	266377
842952	MACHINERY 360 REVOLVG S/STRUTE	25802	25802		48876
842959	OTH MECHANICAL SHOVALS EXCAVOR	650612	1521894	1065425	1772160
843020	SNOW-PLOUGHS AND BLOWERS		85948		13182
843031	SELF-PROP COAL ROCK CUTTER		13775	2726	3015
843039	OTH SELFPROP COAL/ ROCK CUTTER		47		13975
843041	OTH BORS SINK MACH SELF-PROPEL	206962	257310	10319	28442
843049	OTH BOR/SINK MACH NOT SELFPROP	207154	320437	203098	497570
843050	OTH MACHINERY SELFPROPELLED		5248	2042	2044
843061	TAMP COMPACT MACH NOT SELFPROP	3612	14511	1096	9203
843069	OTH MACHINERY NOTSELF-PROPELED	918	67172	4925	11855
843110	PARTS MACHINERY HEADING 84.25	13053	22456	4421	11137
843120	PARTS MACHINERY HEADING 84.27	17219	48752	9659	23558
843131	PARTS OF LIFT SKIPHOIST&ESCALT	90556	262294	60028	154194
843139	OTH PARTSLIFT/HANDLE/LOAD MACH	72593	253495	29865	115670
843141	BUCKETS SHOVELS GRABS & GRIPS	1302	11066	23082	57396
843142	BULDOZER OR ANGLEDOZER BLADES			703	729
843143	PARTS BOR/SINK MACHINERY	426177	1531793	27208	211603
843149	PART MACH HEAD 84.26.84.29-30	941084	1517174	690995	1529026
843210	PLOUGHS		251	21	21
843221	DISC HARROWS,SCARIFIERS,CULTI		7048	404	478
843229	OTH HAROW SCARIFIER WEDER&HOS	3979	3996	940	2095
843239	843231	5348	10428	4115	13176
843239	OTH SEEDER,PLANTER, TRANS	8542	25223	5601	20738
843241	MANURE SPREADERS			1612	2480
843242	FERTILISER DISTRIBUTORS		2159		37
843280	OTH AGR HERTI, FORESTRY MACHRY	23294	101510	87372	186597
843290	PARTS AGR HERTICULTURAL MACHIN	14371	102003	11546	77514
843311	LAWN MOVER PARKS/SPORTS GROUD	2538	8078	301	2356
843319	OTH MOVER LAWN PARKS SPORTGOOD	11021	17389	304	3787
843320	OTH MOWERS INCLUDING CUTER BAR	1106	2476	255	5719
843330	OTH HAYMAKING MACHINERY		215		2920
843340	STRAW BALER INCL PICK-UP BALER	35024	67287	5881	38069
843351	COMBINE HARVESTER-THRESHERS	255472	990733	317342	960373
843352	OTH THRESHING MACHINERY				440
843359	OTH HARVESTING MACHINES	78199	192848	97419	220226
843360	MACH CLEAN SORT EGG FRUT AGPRO		1159	4302	9252
843390	PARTS MACH CLEAN/SORT EGG ETC	32151	53675	35974	110829
843410	MILKING MACHINES	188011	203778	9897	17977
843420	DAIRY MACHINERY	1501	69690	14808	68526
843490	PART MILKING/DAIRY MACHINERY	11380	52565	3510	21827
843510	MACHINERY (PRESSES,CRUSHES)	26	2412	263844	264896
843590	PART OF JUICE EXTRACTING MACHI		15017		
843610	MACHRY PREP ANIMAL FEED STUFS	60311	218433	2237	72844
843621	POULTRY INCUBATORS & BROODERS	5436	18250	1940	5064
843629	OTH POULTRY KEEPING MACHINERY	145857	321297	129131	348380
843680	OTH MACHINERY	7059	18521		1966
843691	PARTS POULTRY KEEP MACH BRODER	1630	15036	5588	9766
843699	OTH PART OF AGRI/HORT MACHINER	26007	46979	15870	84452
843710	MACH CLEAN SORT GRAD GRAIN/VEG	310761	377026	156525	352507
843780	OTH MACHINERY	232395	924340	172013	775036
843790	PARTS MACHINE USE MILLINDUSTRY	57485	262741	72669	197810
843810	BAKERY MACH MFG MACARONI SPGTI	365035	1303221	382364	481401
843820	MACH MANU CONFECTIONERY COCA	62081	274883	94362	153799
843830	MACHINERY SUGAR MANUFACTURE	60217	70479	117	169360
843850	MACH PREPARATION MEAT/POULTRY	58290	126500	4170	24493
843860	MACH PREP OF FRUITS/NUTS/VEG.	487177	812721	569687	623026
843880	OTHER MACHINERY	111972	340296	114516	370729

Contd.

10.11 Imports by Economic Categories (Detail)

(In Thousand Rupees)

Items		Sept., 2021	From July, 2021	Sept., 2020	From July, 2020
843890	PARTS MACH/ND MFG FOOD DRINK	26052	244302	135778	283192
843910	MACHINERY M/PULP FIBROUS MATAL	130774	200775	510	510
843920	MACHINERY MAKE PAPER P/BOARD	25756	294410	54407	174188
843930	MACHINERY FINISH PAPER P/BOARD	498034	1261121	11591	24778
843991	PARTS MACHIN PULP FIBROSMATERL	4397	23317	2282	12765
843999	OTH PARTS MACHIN PAPER P/BOAD	44326	119948	34312	112657
844010	BOOK-BIND&BOOK-SEWING MACHIN	15216	34728	738	4641
844090	PARTS BOOK BINDING MACHINERY		4156		68
844110	CUTTING MACHINES	75189	276954	19490	142314
844120	MACH MAKE BAGS SACKS/ENVELOP	17171	1160957	9384	16966
844130	MACHI MAKE CARTONS BOX TUBEETC	247463	343862	56624	64439
844140	MACH MOULDING ARTICLE P/P,PULP	2483	10711		9555
844180	OTH MACH FOR MAKING P&P/BOARD	151280	254179	965	17671
844190	PART MAC H-8441.1000,8441.4000	26160	64530	42523	81990
844230	PRINTING MACH, APATUS&EQUIPMEN	13748	87122	37197	54591
844240	PARTS OF THE FOREGOING MACH	6084	13342	5797	8420
844250	PLATE ,CYLINDER/PRINT COMPONE	8424	51427	4954	35945
844311	OFF SET PRINT MACHIN REELFED	21073	29830		316527
844312	SHEET FED,OFFICE TYPE S-22&36		30124	2831	9764
844313	OTH OFFSET PRINTING MACHINERY	118592	353492	27019	440956
844314	LETTERPRESS PRI-MACH REEL FED	2993	4822	2019	3879
844316	FLEXOGRAPHIC PRINTING MACHIN	66258	234573	597594	678031
844317	GRAVURE PRINTING MACHINERY	60739	73825	10626	66829
844319	HOT STAMPING MACHINES	363577	708655	374696	582478
844331	MACH PERFORM TWO OR MORE FUNCT	134101	227503	41343	118456
844332	PRINTER CONNECT TO AUTOMA DPM	181958	593590	157865	385338
844339	O-MACH REPRODUC ORIGINAL IMAGE	140854	348215	71744	146800
844391	PART/ACCE PRINTING MACH H-8442	42508	185339	55450	132386
844399	PARTS /ACCE OTH PRINTING MACH	342403	639889	184491	479166
844400	MAC EXTRUD CUT M-MADE TEX-MATE	1738	1738		158008
844511	CARDING MACHINES	594722	1377097	115722	670022
844512	COMBING MACHINES	439223	709652	30692	57122
844513	DRAWING /ROVING MACHINES	552318	1597044	117441	361428
844519	OTH MACH TEXTURE FIBRE ETC	223440	739570	64857	258286
844520	TEXTING SPINNING MACHINES	2476060	5083252	547953	1557751
844530	TEXTILE DOUBLING OR TWIST MACH	100726	387757	60438	176006
844540	TEXTILE WINDING MACHINE	481701	1873907	645097	913984
844590	OTH MACH, TEXTILE FIBRE	586137	2113026	141346	948132
844610	WEAVING MACH FAB WD-NOT>30CM	13324	22399	2365	7132
844629	OTH WEAVING MACHINES(LOOMS)	134286	444350	610925	835797
844630	WEAV MACH FAB >30CM SHUTLES	4251101	10217868	1429453	2723116
844711	CIRCULAR KNITTING MACHINE	70173	256036	82610	516633
844712	CIRCULAR KNIT MACH DIA>165MM	284090	682437	89090	229106
844720	FLAT KNIT MACH STITCH-BONDING	81491	176585	14852	75786
844790	OTH MACH GIMPED YARN TULE LACE	1083199	2796819	173461	509291
844811	DOBBIES JACQUARD COPY ETC MACH	14582	146075	168815	184567
844819	OTH AUXILARY MACHIN HD84.44-47	522306	1388786	630838	843945
844820	PARTS&ACCESORIES MACH H-84.44	35801	56747	10452	28360
844831	CARD CLOTHING	239144	572776	179531	539740
844832	PART ACCESORY MACH TEXT FIBRE	7115	19861	2900	18469
844833	SPINDLE SPIND FLYER S/IN RING	291926	762493	198403	404179
844839	OTH PARTS&ACCESSORIES 84.45	309323	746511	165059	480175
844842	REEDS FOR LOOMS HEALDS&H/FRAM	39110	101518	31271	83645
844849	OTH PART ACCESSORIES WEAV MACH	66688	253062	54340	161915
844851	SINKERS NEEDLES & OTH ARTICLES	23601	116014	36882	103238
844859	PART ACCESSORY MACH HEAD 84.47	27645	119138	35618	108376
844900	MACH MFG FINISH NON WOVENS	456	620298	49415	449729
845011	WASHING MACH FUL-AUTO NOT>10KG	60275	209417	46694	143079
845012	O-MACH BUILT-CENTRIFUGAL DRIER	623	1517	65	244
845019	O-MACH DRY LINE CAPA -NOT>10KG	3250	3973	189	3698
845020	MACHINE DRY LINE CAP EXCE10KG	1210	9178	20099	59679
845090	PARTS FOR H/HOLD WASH MACHINE	180131	448905	114778	309117

Contd.

10.11 Imports by Economic Categories (Detail)

(In Thousand Rupees)

Items		Sept., 2021	From July, 2021	Sept., 2020	From July, 2020
845110	DRY-CLEANING MACHINES		4405	1201	1446
845129	OTH DRYING MACHINES	47791	149792	7728	236850
845130	IRONING MACHINES & PRESSES	26023	57205	16454	21286
845140	WASHING BLEACH DYE MACHINES	365309	1570254	275555	987655
845150	REELING UNREEL FOLDING ETC MAC	80232	265115	31851	111352
845180	OTH MACHINERY	1054650	2495145	406790	893593
845190	PARTS FOR DRY CLEAN/DYING MACH	34926	162701	41822	99657
845210	SEWING MACHINE HOUSEHOLD TYPE	136	24022	74	14999
845221	AUTOMATIC UNITS SEWING MACHINE	10632	123919	495	7162
845229	OTH SWING MACHINES	466803	1586972	434021	1237909
845230	SEWING MACHINE NEEDLES	42580	106578	63859	79412
845290	OTHER PARTS OF SEWING MACHINE	49878	174754	57567	138868
845310	MACH PREP,TANN HIDE,SKIN LEAT	38073	136843	37988	83224
845320	MACH MAKING/REPARING FOOTWEAR	117261	264293	89009	243822
845380	OTH MACH REPAR H-SKINS/LEATHER	9935	12384	10136	10710
845390	PARTS OF MACH TANNING,FOOTWEAR	5934	29455	7078	22329
845410	CONVERTERS	1345	1417	1266	1268
845420	INGOT MOULDS & LADLES	1630	38592	8241	13572
845430	CASTING MACHINES	49081	141840	3236	87973
845490	PARTS OF CONVERTERS LADLES ETC	38976	72973	28014	75502
845510	TUBE MILLS	16321	19404	2783	2783
845521	HOT/COMBIN HOT&COLD ROLING MIL	128556	706847	138025	2045195
845522	COLD, ROLLING MILLS		48786	5070	22229
845530	ROLLS FOR ROLLING MILLS	141520	245225	56051	297440
845590	OTH PARTS METAL ROLLING MILLS	58957	80819	9024	84218
845611	MACH OPERATED BY LASER	22556	161328	26372	162399
845612	MACH OPERATED BY PHOTON BEAM	1076	3030	180	56729
845620	MACH OPERATED ULTRASONIC PROCE	12543	45329	3894	24763
845630	MA-TOOL OPER ELECTRO DISCHARGE	4416	16076	700	4305
845640	MA OPER BY PLASMA ARC PROCESS		2056	9398	11697
845650	WATER-JET CUTTING MACHINES	55611	55946		
845690	O-MAC TOOL FOR REMOVAL OF MAT	6366	158384	37357	42844
845710	MACHING CENT FOR WORKING METAL	17962	189591	70728	243243
845720	UNIT CONSTRUCTION MACH(SINGLE)				318
845730	MULTI-STATION TRANSFER MACH		865		
845811	HORIZONT LATH NUMERICL CONTROL	20247	191219	11951	46986
845819	OTHER, HORIZONTAL LATHES	12008	61488	9930	23497
845891	OTH LATHES NUMERICALLY CONTROL	6438	10282	8824	10981
845899	OTH LATHES FOR REMOVING METALS	25982	106075	3467	66986
845910	WAY TYPE UNIT HEAD MACHINES	4001	4525	514	2219
845921	OTH DRILL MACH NUMERICAL CONT	1039	9403	3111	3111
845929	OTHER DRILLING MACHINES	17942	34077	5393	116889
845931	OTH BOR/DRIL MACH NUMERI CONTR	506	9810	2234	2590
845939	OTHER BOARING-MILLING MACHINES	12968	47408		120
845941	OTH BROING MACH NUMERCAL CONT		2066		4378
845949	OTHER BORING MACHINES	3440	4384		600
845951	MILLING MACH KNEE TYPE N.CONTR		439		2832
845959	MILL MACH W TRAVERSER =<300MM	3795	34323	410	534
845961	OTH MILLING MACH NUMERCAL CONT	4128	30690	254	7365
845969	OTHER MILLING MACHINES	13957	25200	11503	21955
845970	OTH THREAD/TAPPING MACH	121712	130931	18397	31501
846019	OTH F.SURF GRIND MAC AXIS0.01M	112219	117946	4727	8497
846022	CENTRELESS GRIN MAC NUM CNT			1360	1360
846023	CYLINDRICAL GRI MAC, NUM CNT	11178	11178	800	1371
846029	OTH GRIND MACH AXIS 0.01MM	5366	23584	1007	6528
846039	OTH SHARPENING MACH-TOOL	1508	2295	1338	1648
846040	HONING OR LAPPING MACHINES	3545	7471	1244	1414
846090	OTHER MACHINE TOOLS	20770	47706	19965	51076
846120	SHAPPING OR SLOTTING MACHINES	1593	3379		
846130	BROACHING MACHINES	1862	21074	21149	42948
846140	GEAR CUTTING,GRIND/FINISH MACH	10200	31724	10245	14655
846150	SAWING OR CUTTING-OFF MACHINES	27657	70451	123745	162111

Contd.

10.11 Imports by Economic Categories (Detail)

(In Thousand Rupees)

Items		Sept., 2021	From July, 2021	Sept., 2020	From July, 2020
846190	OTH MACH TOOL FOR METAL WORK	49565	82976	766	9470
846210	FORGING/DIE-STAMP MACH&HAMMERS	3195	41969	8885	19918
846221	BEND,FOLD,ETC MACH NUM CONTROL	2135	8194	945	29940
846229	OTH BENDING,FOLDING MACH	156405	212882	10953	23828
846231	SHEARING MACH NUMERICAL CONTRO		21672	4915	5764
846239	OTH SHEARING MACH	2130	49900	173671	186642
846241	PUNCH/NOTCH MACH NUM CONTROLED	1034	16112		55
846249	OTH PUNCHING/NOTCHING MACH	15496	71845	20967	40053
846291	HYDRAULIC PRESSES	34940	116600	141822	162721
846299	OTH PRESSES FOR WORK METAL	38233	70937	34913	61740
846310	DRAW-BENCH FOR BARS,TUBES WIRE		897		
846320	THREAD ROLLING MACHINES	2052	26487	4119	7754
846330	MACHINES FOR WORKING WIRE	4084	53897	17415	70069
846390	OTH MACH TOOL WORKING METALS	2181	13999	72998	94005
846410	SAWING MACHINES	922	4531	54	54
846420	GRINDING OR POLISHING MACHINES	15795	73057	6838	16760
846490	OTH MACH TOOL WORK STONE/CER/C	6866	177141	29662	64537
846510	MACHINE FOR MECHANIC OPERATION	532	2528		1668
846520	MACHINE FOR MACHINING CENTRES	88	255		26
846591	SAWING MACHINES	6642	14975	5408	13757
846592	PLANING,MILLING, MOULD MACH	9076	21194	751	4814
846593	GRINDING SANDING POLISHING MAC	8671	19474	463	683
846594	BENDING OR ASSEMBLING MACHINES	9549	26868	1002	3158
846595	DRILLING OR MORTICING MACHINES	3059	7778	1596	2595
846596	SPLITING SLICING PARING MACH		6027		1044
846599	OTH MACH TOOL FOR WOOD CORKETC	25169	84901	12368	36971
846610	TOOL HOLDER SELF OPEN DIEHEAD	763	8151	1646	4940
846620	WORK HOLDERS	380589	384537	654	8117
846630	DIVIDING HEAD & ATTACH M-TOOL	8914	10249	431	459
846691	OTH PART FOR MA-TOOL H.84.64	20482	111600	21161	21381
846692	OTH PART FOR MA-TOOL H.84.65	21788	39228	14893	65871
846693	PART/ACCES MACH TOOL PLAN ETC	17546	62165	17633	34950
846694	PART/ACCES MACH TOOL FOLD ETC	23212	99846	6143	21536
846711	PNEUMATIC ROTARY TYPE TOOLS	436	4470	4703	6014
846719	OTH PNEUMATIC TOOLS FOR WORK	15941	32339	5919	30755
846721	DRILL W ELEC MOTOR OF ALL KIND	36907	144876	25181	64874
846722	SAWS SELF CONTAINED ELE-MOTOR	11142	23157	4815	11403
846729	OTH TOOL WITH ELECTRIC MOTOR	115044	349714	60024	198255
846781	CHAIN SAWS	5700	18378	5793	16384
846789	OTH TOOL WORKING IN HAND	18537	54245	10950	25643
846791	PARTS OF CHAIN SAWS	5424	21720	4153	15384
846792	PARTS OF PNEUMATIC TOOLS	3538	12448	4405	21956
846799	OTH PART TOOL WOR IN THE HAND	12087	103715	14506	44216
846810	HAND HELD BLOW PIPES	4101	5005		1347
846820	OTH GAS-OPERATED MACH APPARATU	1634	2643	224	1881
846880	OTH MACH FOR SOLDER,BRAZING	9036	43184	24954	97490
846890	PARTS FOR SOLDERING,BRAZIN MAC	1546	9541	7990	17006
847010	ELEC CALCULATOR,DATA REC MAC	20122	52081	9850	19326
847021	CALC. MACH W PRINT DEVICE	43	468		
847029	OTH ELECTRO CALCULATING MACHIN		33050		396
847030	OTHER CALCULATING MACHINES	1483	6735	605	1606
847050	CASH REGISTERS	75991	325098	84188	319301
847090	OTH POSTAGE,TICKET ISSUE MACH	338424	342768	57975	135903
847130	PORTABLE AUTOMATIC DP MACHINE	4432167	12336873	2961219	8985719
847141	OTH AUTOMATIC DATA PRO MACHINE	11370	55686	9616	69181
847149	OTH PRESENTED IN FORM SYSTEMS	7020	13883	172989	236998
847150	PROCESSI UNIT O/T,H-8471.41,49	593043	4466028	765555	1858069
847160	INPUT,OUTPUT UNIT IN S-HOUSING	161033	802701	158393	487743
847170	STORAGE UNITS	164106	474199	167504	457768
847180	OTH UNITS OF AUTO DAT PRO MACH	10686	135607	28612	114221
847190	OTH LAN,BRIDGES,HUBS EXCL SWIT	17335	90965	17695	42509
847210	DUPLICATING MACHINES	949	1097		

Contd.

10.11 Imports by Economic Categories (Detail)

(In Thousand Rupees)

Items		Sept., 2021	From July, 2021	Sept., 2020	From July, 2020
847230	SORTING/FOLDING/AFFIXING MACH	9199	10927	1203	1255
847290	OTHER, OFFICE MACHINES	176797	972229	165703	838235
847321	PART CALC MACH H-8470.10.21.29	156	156	126	163
847329	OTH PARTS OF MACH H-84.70	10371	18543	2542	26688
847330	PARTS/ACCESS OF MACHINE 84.71	111544	590222	118672	480554
847340	PARTS/ACCESS MACHINE HEAD84.72	53190	227195	85813	306851
847350	PARTS/ACCESS MAC HD84.69-84.72	1681	2338	712	1338
847410	SORTING/SCREENING/WASHING MACH	19842	93092	22413	66950
847420	CRUSHING OR GRINDING MACHINES	111192	730765	13619	92083
847431	CONCRETE OR MORTAR MIXERS	29082	309656	19682	138359
847432	MACH FOR MIXING MINERAL&BITUME	2565	2565	12658	17818
847439	OTH MACH FOR MIXING MINERALS	73837	79931		9680
847480	OTHER MACHINERY	1688440	2457782	70632	180527
847490	PART OF SORTING,SCREENING MACH	138176	1081703	1011022	1446438
847510	MACH FOR MAKING ELEC LAMP/TUBE	9056	9056	5978	6501
847521	MACH FOR MAKING OPTRICAL FIBRE	6957	6957		
847529	OTH GLASS WORKING MACHINES	78751	750203	17016	30719
847590	PARTS OF MACHINES H-NO.84.75	12860	36415	45782	60135
847621	BEVERAGE/VENDING MA W REFRIG		1231	878	878
847629	OTH,AUTOMA BEVERG-VENDING MACH	855	1809		
847689	OTH MACH INCL MONEY CHANG MACH		165		
847690	PARTS OF MACH HEADING 84.76				550
847710	INJECTION-MOULDING MACHINES	807889	2417270	422001	1136984
847720	EXTRUDERS	382343	1524013	135690	227301
847730	BLOW MOULDING MACHINES	273345	828377	30368	169805
847740	VACCUM MOLDING/THERMOFORM MACH	23696	51681	85464	129903
847751	MACH MOULD PNEUMATIC TYRE,TUBE			28160	39483
847759	OTH MACH FOR MOLDING/FORMING	49570	735721	5305	218174
847780	OTH MACH FOR WORKING RUB/PLAST	422148	2444930	120113	401282
847790	PARTS OF MACH,WORKING RUB/PLAS	143799	383841	244216	478560
847810	MACH FOR REPARING TOBACCO	15249	183392		1137448
847890	PARTS OF MACHINES OF H-84.78	79088	164043	96310	149191
847910	MACH FOR PUBLIC WORKS,BUILDING	174087	347005	23331	70380
847920	MACH FOR EXTRACT/PREP FATS/OIL	259965	746759	734986	1163795
847930	PRESS PARTICAL/FIBRE BOARD ETC	62458	360040	16675	82476
847940	ROPE OR CABLE MAKING MACHINES	92495	403846	101082	103029
847950	INDUSTRIAL ROBOTS(N.E.S.)		39002	509	509
847960	EVAPORATIVE AIR COOLERS	86178	198449	35749	132392
847979	OTH PASSENGER BOARDING BRIDGES	2284	3382		21846
847981	MA FOR TREATING METAL/FLE WIRE	35876	52781	7850	51979
847982	MIX/KNEAD/CRUSH/GRIND ETC MACH	151797	568245	145795	334610
847989	OTH APPLI IDIVIL FUNCTIO MACH	1701594	4611990	1857290	4442098
847990	PART OF MA H- 8479.20.60.82.84	264120	654099	604456	3464160
848010	MOULDING BOXES FOR MET FOUNDRY	470	12354	388	5724
848020	MOULD BASES	11424	23381	2227	18056
848030	MOULDING PATTERNS	39038	70856	19262	35411
848041	INJECTION OR COMPRESSION TYPES	22956	81264	8432	18576
848049	OTH, MOULDS FOR METAL/CARBIDES	109839	154819	83934	130502
848050	MOLULDS FOR GLASS	33021	95559	16905	43364
848060	MOULDS FOR MINERAL MATERIALS.	8498	77761	23742	98585
848071	INJECTION OR COMPRESSION TYPES	689786	1336573	45050	268395
848079	OTH MOULDS FOR RUBBER/PLASTICS	272256	776834	204305	498118
848110	PRESSURE-REDUCING VALVES	82231	314680	81550	280535
848120	VALVES,OLEOHYD/PNEUMATIC TRANS	47638	71891	18068	59830
848130	CHECK (NONRETURN) VALVES	222966	1035245	165241	667062
848140	SAFETY OR RELIEF VALVES	80693	186737	64745	549648
848180	OTH APPLIANCE(TAP,COCKS,VAL)	1663276	4416808	1481512	4169581
848190	PARTS OF APPLICANCE H-NO.84.81	403111	780343	279715	1195903
848210	BALL BEARINGS.	845222	2260585	723989	1791882
848220	TAPERD ROLLER BEARING INC CONE	137352	324777	84755	215765
848230	SPHERICAL ROLLER BEARINGS	64109	248140	43068	157751
848240	NEEDLE ROLLER BEARINGS	23980	94837	14237	44672

Contd.

10.11 Imports by Economic Categories (Detail)

(In Thousand Rupees)

Items		Sept., 2021	From July, 2021	Sept., 2020	From July, 2020
848250	OTH CYCLINRICAL ROLLER BEARING	31217	108380	33318	163077
848280	OTH COMBINED BALL/ROLLER BEAR	28050	119008	49151	147035
848291	BALLS, NEEDLES/ROLLERS PARTS	74219	190739	77817	173176
848299	OTH PARTS OF BALL/ROLLER BEAR	169017	478621	107673	316516
848310	TRANSMISSION/CRANKS/SHAFTS.CAM	320914	1041330	252955	557826
848320	BEARING HOUSING-BALL/ROLR BEAR	19375	51224	17386	37372
848330	BEARING HOUSING NOT INCOR BEAR	321104	595366	170185	520735
848340	GEAR,CHAIN SPOK,GEAR BOXES ETC	387905	1118539	471056	1216808
848350	FLYWHEL/PULEY INCL PULEY BLOCK	10369	54628	13403	73666
848360	CLUTCHES AND SHAFT COUPLING	130692	273637	104123	220393
848390	PARTS OF HEADING 84.83	63710	231350	55191	203700
848410	GASKET&SIMILAR JOINT OF MATALS	91020	274194	78913	289301
848420	MECHANICAL SEALS	107957	232031	86383	230955
848490	OTH GASKET&SIMI JOINT DISSIMIL	152335	328146	185531	396470
848610	MACH FOR MANUF BOULES / WAFERS				21
848620	MAC FOR MANUF S-COND,I-CIRCUIT	667	3843	8277	8382
848630	MACH FOR MANUF FLAT PANEL DISP		504		7
848690	PARTS&ACCE OF MACH MANU S-COND	20	181	41	563
848710	SHIPS/BOATS,PROPELLERS&BLADES	132	17250		631
848790	O-PARTS&ACCE NOT CON ELE-CONNE	62674	170974	77850	150113
850110	ELEC MOTOR OUTPUT NOT>37.5.WAT	93555	506327	75826	291859
850120	UNIVERSAL AC/DC MOTOR >37.5 W	133172	487352	137038	491792
850131	OTH DC MOTOR/GEN 0-P=750 WATT	106595	929147	22882	60128
850132	O-DC MOTOR/GEN 0-P-750W-75KW	747128	2041027	224226	339296
850133	OTH DC MOTO/GEN 0-P-75KW-375KW	673	14371	1889	5280
850134	OTH DC MOTOR/GEN OUTPUT >375KW	18974	232509	32310	368485
850140	OTH AC MOTORS,SINGLE-PHASE	304703	1012147	283061	762998
850151	OTHER AC MOTORS MULTI-PHASE	189765	621505	238160	552698
850152	AC MOTORS,OUTPUT-750W-75KW	290659	841195	181275	499138
850153	AC MOTORS,OUTPUT>75KW	236378	438286	488790	576679
850161	AC GENERATORS OUTPUT NOT>75KVA	23581	84737	49035	120123
850162	AC GENERATORS 0UTPUT-75-375KVA	11707	29653	20639	32457
850163	AC GENERATOR 0-P-375KVA-750KVA	678	11177	6715	7667
850164	AC GENERATORS OUTPUT >750 KVA	6296	88998		180468
850211	EL GNERATOR (DIESEL)0-P>75 KVA	154124	472851	51724	258873
850212	GENER SET(DIESEL)OP- 75-375KVA	54680	170907	73767	232941
850213	GENER SET(DIES ENG)OP>375KVA	2678652	3627480	160630	593176
850220	GENER SET(SP-ING ENG)OP>375KVA	1331067	2336515	1261412	2270083
850231	GENERATING SETS,WIND POWERED	12181515	25898162	3036949	7453801
850239	OTHER GENERATING SETS	2336705	7033786	4460679	10916479
850240	ELECTRIC ROTARY CONVERTERS.		31		
850300	PARTS FOR MACHIN H-85.01/85.02	224639	736299	641283	1073647
850410	BALLAST FOR DISCHARG LAMP/TUBE	3870	8353	1899	12510
850421	LIQUID DIELECRICT FORMERS	963	187710	77462	174765
850422	LIQ D-E T/FORMER-650-10000KVA	41892	136999	4746	4988
850423	LIQ DI-ELE T/FORMER >10000KVA		4497823	655383	1333144
850431	OTH TRANSFORMER-PHC-NOT>1 KVA	71111	253188	84754	188312
850432	OTH TRANSFORMER-PHC-1KVA-16KVA	3792	8731	2818	29836
850433	OTH TRANSFORMER-PHC-16-500KVA	277933	638303	12516	292186
850434	OTH TRANSFORMER-PHC>500 KVA	4828	822252	7513	98465
850440	STATIC CONVERTERS	2524451	9615788	2065778	6734565
850450	OTHER INDUCTORS	19939	437121	14578	908214
850490	PARTS ELEC POWER MACH H-8504	309311	695746	258709	789508
850511	PERMANENT MAGNETS AND ARTICLES	41818	151679	15029	36054
850519	OTH PERMANENT MAGNETS&ARTICLES	69112	187511	60317	128854
850520	EL-MAGNET COUPLING,CLUTCH ETC	14333	23399	1805	5620
850590	OTH EL-MAGNET INC/PART HD85.05	3967	30799	12393	35811
850610	MANGANESE DIOXIDE P/CELL&BATT	209517	516762	189213	431703
850630	MERCURIC OXIDE P/CELL&BATTRIES		18		
850640	SILVER OXIDE P/CELL&BATTERIES		6		
850650	LITHIUM PRIMARY CELL&BATTERIES	19116	61213	26916	73157
850660	AIR ZINC PRIMARY CELL&BATTRIES	588	4626	1280	3934

Contd.

10.11 Imports by Economic Categories (Detail)

(In Thousand Rupees)

Items		Sept., 2021	From July, 2021	Sept., 2020	From July, 2020
850680	OTHER PRIMARY CELL&BATTERIES	12452	45128	14265	50728
850690	PARTS OF PRIMARY CELL&BATTEIES	1699	21643	2696	14022
850710	LEAD-ACID ACCUMULATOR(STARTNG)	29737	64563	12733	29050
850720	OTHER LEAD-ACID ACCUMULATORS	177671	746583	333336	761948
850730	NICKEL-CADMIUM ACCUMULATORS	166	20659	162	4796
850740	NICKEL-IRON ACCUMULATORS	175	175		
850750	BATTRIES NICKEL-METAL HYDRIDE	1634	4663	885	3501
850760	BATTRIES LITHIUM-ION	938822	3447701	211694	914764
850780	OTHER ACCUMULATORS	62012	221622	87838	174073
850790	PARTS EL-ACCMOLATOR INCL SEPR	75720	221274	94734	202391
850811	VACUM CLEANER SE-CONTA E-MOTOR	17161	72074	9001	32241
850819	OTH VACUUM CLEANERS SELF MOTOR	9627	19794	2318	10653
850860	OTHER VACUUM CLEANERS	1266	29690	812	8264
850870	PARTS OF VACCUM CLEARNERS	1878	10991	189	4083
850940	FOOD GRINDER/MIXERS&JUICE EXT	67125	194810	37099	154534
850980	OTH DOMESTIC APPLIANC	11768	78798	10808	43194
850990	PARTS DOMESTIC APPLIAN	36972	133611	67098	172687
851010	SHAVERS SELF CONTAINED EL-MOTO	22775	45576	15946	49828
851020	HAIR CLIPPERS SELF CON EL-MOTO	4180	26691	21498	35354
851030	HAIR-REMOVING APPLIANCES	6960	24932	5533	15386
851090	PART OF SHAVER/CLIPPER/REMOVER	3610	17435	3187	8991
851110	SPARKING PLUGS	188018	501031	191469	536457
851120	IGNITION/DYNAMOS MAG-FLYWHEELS	7205	13522	10602	21931
851130	DISTRIBUTORS;IGNITION COILS	13362	29041	20433	50294
851140	STARTERS MOTORS/DUEL PUR GENER	27684	74986	12912	27710
851150	OTHER GENERATORS	20982	35865	3605	12237
851180	OTH EL-IGNITION/START EQUIP	6904	14637	2295	7523
851190	PARTS OF THE HEADING NO.85.11	268427	747790	127176	339880
851210	LIGHTS SIG EQUIP BICYCLE USED	661	1081	41	379
851220	OTH LIGHTING SIG EQUIPMENT	266000	884325	270205	677008
851230	SOUND SIGNALLING EQUIPMENT	11098	36088	10488	48352
851240	WINDSCREEN WIPER,DEFROST/DEMIS	34698	62150	3323	12908
851310	PORTABLE ELECTRIC LAMPS	114575	250574	159537	310814
851390	PARTS(OF THE HEADING NO.85.12)	19	97	26	705
851410	RESISTANCE HEATED FURNACE/OVEN	9518	20321		4198
851420	INDUCTION/DIELECTRIC FUR/OVENS	12435	34524		
851430	OTHER FURNACES AND OVENS	38407	146001	13924	64699
851440	OTH IND/DI-EL HEATING EQUIPMNT	57096	63610	3191	19411
851490	PARTS(OF HEADING NO.85.14)	20831	57041	22475	66585
851511	SOLDERING IRONS AND GUNS	4382	41990	7483	18797
851519	OTH BRAZING/SOLDER IRONS&GUNS	18726	44038	15499	46780
851521	MACHINES,RES WELDING OF METAL	427	25107	4660	11737
851529	OTH MACH RES WELDING OF METAL	13988	41754	11526	25378
851531	MACH ARC WELDING METAL F/AUTO	12324	23472	5721	14933
851539	OTH MACH/APP ARC WELDING METAL	57753	166140	18099	100715
851580	OTH MACH/APP HOT SPRAYING METL	46246	131672	118141	282937
851590	PARTS(OF HEADING NO.85.15)	85102	231824	21356	66271
851610	ELE INSTANEOUS/IMERSION HEATER	23196	37124	24234	40019
851621	STORAGE HEATING RADIATORS	1446	4564	2877	2877
851629	OTH ELE SPACE/SOIL HEATNG APPA	58805	91103	75115	121019
851631	HAIR DRYERS	8909	26286	5424	26448
851632	OTHER HAIR DRESSING APPARATUS	21011	76074	20010	33287
851633	HAND DRYING APPARATUS			1187	3408
851640	ELECTRIC SMOOTHING IRONS	31975	99792	14765	42754
851650	MICROWAVE OVENS	21399	38531	5556	18448
851660	OTH OVEN/COOKER/GRILL/ROASTERS	62981	213435	50156	93803
851671	ELECTRIC COFFEE OR TEA MAKERS	3946	22654	3803	6472
851672	ELECTRIC TOASTERS	28028	45911	1758	12910
851679	OTH ELECTRIC-THERMIC APPLIANCE	32360	91213	40887	99924
851680	ELECTRIC HEATING RESISTORS	33969	79562	29742	68804
851690	PARTS EL-THERMIC APP H-85.16	310445	960624	323886	592866
851711	LINE TELEPHONE CORDLESS H-SETS	1121	2888	7433	7922

Contd.

10.11 Imports by Economic Categories (Detail)

(In Thousand Rupees)

Items		Sept., 2021	From July, 2021	Sept., 2020	From July, 2020
851712	TELEPHONE FOR CELLULAR NETWORK	35132759	81593455	30941171	82183566
851718	OTHER TELEPHONES	7353	44238	11511	30264
851761	BASE STATIONS FOR WIRELESS N-W	29429	171504		41220
851762	MACH FOR RECEPTION VOICE/IMAGE	4090477	10841553	2103183	6111406
851769	OTHER APPARATUS	679715	1690685	659308	1409925
851770	PARTS FOR TELEPHONES/WIRELESS	1782725	2991859	434486	2391988
851810	MICROPHONES AND STANDS THEREOF	13636	32243	7970	23128
851821	SINGLE L/SP MOUNTED IN ENCLOUR	68674	171760	67003	146838
851822	MULIPLE L/SP MOUNTED IN ENCL	19656	95532	50655	133213
851829	OTH L/SP NOT MOUNTED IN ENCL	49607	133455	36553	106430
851830	HEAD/EAR/MICRO PHONE SPEAK SET	165969	423826	154759	385174
851840	AUDIO FREQUENCY ELEC.AMPLIFIER	9261	31655	3991	15762
851850	ELECTRIC SOUND AMPLIFIER SETS	6464	14325	3692	25953
851890	PARTS & ACCESSORIES HEAD 85.18	19373	65675	8924	23525
851930	TURNTABLES (RECORD-DECKS)		113		
851950	TELEPHONE ANSWERING MACHINES			68	68
851981	O-APPA USING MAG/OPTICAL MEDIA	636	923		8069
851989	OTH COMPACT DISK PLAYERS	2653	10316	6657	25042
852110	MAGNETIC TAPE TYPE	24868	63577	42282	61108
852190	OTH VIDEO REC/REPRODUCING APP	27291	61515	13168	75985
852380	DATA/SOUND RECORDED/OTH SOFTWA	2993	12402	23130	36067
852550	TRANSMISSION APPA FOR RADIO/TV	383	1474	433	4020
852560	TRANSMISSION APPARATUS	8889	184546	15399	95480
852580	TV CAMERAS,DIGI/VIDEO CAMERA-R	1566919	1951325	210726	425757
852610	RADAR APPARATUS	27194	27398		219
852691	RADIO NAVIGATIONAL AID APPARAT	3222	6720	88169	344853
852692	RADIO REMOTE CONTROL APPARATUS	167	267	95	1635
852719	OTH RECORDING/REPRODUCING APPA	994	2106	3704	5983
852721	OTH RADIO BRO-RECEIVER FOR VEH	33598	81108	15186	43009
852729	OTH SOUND REC/REPRO APPA VEH	14349	53183	5667	23909
852791	OTH APPA COMB W/SOUND REC/PRO	1588	1611	1269	1269
852799	MODEMS FOR SUND RECOD APPA	493	702	18	18
852842	MONITORS AUTOM DATA PRO SYSTEM	5796	6414	508	1255
852849	OTH CATHODE-RAY TUBE MONITORS	1713	3769	505	8735
852852	OTH MONITOR DATA PROCESSING SY	79915	215613	97335	265927
852859	OTHER MONITORS	14527	66078	7502	56799
852862	PROJECTOR FOR AUTO- DPS-H8471	32786	89800	15476	27170
852869	MULTIMEDIA PROJECTOR-FOR DP-SY	755	1727	250	2314
852871	RECEPTION APPA FOR TV	8424	16548	18018	26387
852872	OTH COLOUR TV SETS	237971	653782	227459	549136
852873	OTH MONOCHROME RECEPTION-APPA	754	754		
852910	AERIALS/REFLCTORS ALL KINDS	3918	36386	15299	88733
852990	OTH PARTS/APP H-85.25-85.28	1121151	2547923	977014	2780525
853010	EL-SIGNAL EQP RAILWAY/TRAMWAY		147512		
853080	OTH SIGNAL EQP EL TRAFIC CONT	3955	199302	7129	38043
853090	PARTS OF EQP HEAD 85.30	529	35348	138848	162923
853110	BURGLAR/FIRE ALARMS/SIMIL APPT	87412	172607	17285	50437
853120	INDICATOR PANEL INCORP LCD/LED	28429	64628	9726	32449
853180	OTHER APPARATUS	77057	140630	6402	33941
853190	PARTS ELEC SOUND/VIS SIG APPT	23156	63262	14664	279120
853210	FIX CAPACITO 50/60HZ CAP.5KVAR	24822	200702	84384	235968
853221	OTHER FIXED CAPACITOR	742	1193		432
853222	ALUMINIUM ELECROLYTIC FIX CAP	500	8291		1797
853223	CERAMIC DIELEC,SIN-LYR FIX CAP	2102	6180	669	2859
853224	CERAMIC DIELEC MUL-LYR FIX CAP	3028	10229	5082	14162
853225	DIELECTRIC PAPER PLAS FIX CAP	2656	17488	3954	9541
853229	OTHER FIXED CAPACITORS	38391	119151	37883	83380
853230	VARIABLE/ADJUSTABLE CAPACITORS	3020	4418	1744	7240
853290	PARTS OF ELECTRICAL CAPACITORS	13131	26990	8812	55353
853310	FIXED CARBON RES COMP/FILMTYPE	10946	57020	30825	69321
853321	OTH FIXED RES CAPACITY < 20 W	2723	6420	519	26775
853329	OTHER FIXED RESISTORS	8160	26433	9508	22632

Contd.

10.11 Imports by Economic Categories (Detail)

(In Thousand Rupees)

Items		Sept., 2021	From July, 2021	Sept., 2020	From July, 2020
853331	W/WOUND RESISTOR- RHEO&POTEN	225	6778		221
853339	OTH W/WOUND VARIABLE RESISTORS	4755	30708	1765	11711
853340	OTH VAR RES INCL REHEOSTATS	13174	46269	15352	37459
853390	PARTS FOR ELECTRICAL RESISTERS	3091	10445	6496	8904
853400	PRINTED CIRCUITS	213678	879339	659382	1439000
853510	FUSES FOR VOLTAGE >1000 VOTTS	15171	55311	37521	71209
853521	AUTOMA C-BRAKER VOT <72.5 KV	144801	677904	19203	343793
853529	OTH AUTOMATIC CIRCUIT BRAKER	359	28614	11137	114214
853530	ISOLATING/MAKE-AND-BREAK SWIT	46254	327484	102671	200029
853540	LIGHT ARRESTER,VOL LIMITER ETC	10593	75262	18853	40263
853590	ELEC APP SWITCHING CIR>1000VOL	59464	262307	78184	91557
853610	FUSES FOR VOLTAGE <1000 VOLTS	38944	84297	12099	33958
853620	AUTOMATIC CIR BREAKER	517135	1426740	315047	756912
853630	OTH APP PROTECTING ELEC CIRCUL	29055	54663	17425	123646
853641	RELAYS FOR VOLTAGE	24742	80114	14784	50370
853649	OTHER, RELAYS	295532	567091	91376	490566
853650	OTHER SWITHCES	160539	431167	122339	316218
853661	LAMP HOLDERS	7589	34605	14327	35829
853669	OTHER,PLUGS AND SOCKETS	169262	408240	126538	369466
853670	CONNECTORS FOR OPTICALFIBRES	56204	86392	6912	17472
853690	OTH ELECTRICAL APPARATUS	289921	903227	205316	502513
853710	BOARD,PANEC ETC VOLTAGE-1000V	1124412	4724180	620837	1594037
853720	BODIES,CONSOLE ETC VOLT>1000V	789879	1036551	1576858	2127810
853810	BOARD,PANELS GOODS HEAD 85.37	58629	138901	71475	230499
853890	OTH PARTS SUITABLE GOOD H85.37	568046	1554512	559045	1193404
853910	SEALED BEAM LAMP UNITS	17786	46042	23681	62114
853921	TUNGSTEN HALOGEN LAMPS	29613	132195	37996	91536
853922	OTH LAMPS 200W FOR VOLT>100V	7859	27968	8812	16632
853929	OTH FILAMENT LAMPS EXCL U-VIOL	10609	44679	18844	70955
853931	DISCHARGE LAMP O/TAN U-V-LAMP	8643	50631	6952	62201
853932	MERCURY OR SODIUM VAPOUR LAMPS	2277	25757	3119	6554
853939	OTH DISCHARGE LAMPS,O/TH ULTRA	2048	8419	1698	7697
853941	ARC-LAMPS (ELECTRIC)	183	2849	622	622
853949	OTH ULTRA-VOILET/INFRA-REDLAMP	8936	19789	7575	21433
853950	LED LAMP BULB	98273	307278	97497	397413
853990	PARTS ELECTRIC FILAMENT/D-LAMP	537433	1648130	444014	985048
854060	OTHER CATHODE-RAY TUBES		103		
854071	MAGNETRONS	58890	170567	67725	104156
854081	OTHER VALVES AND TUBES:	213	249	114	174
854089	OTHER VALVES ANA TUBES,N.S.	342	2253	226	387
854110	DIODES,OTH THAN PHOTOSENSITIVE	45544	109953	37505	100350
854121	TRANSISTOR O/THAN PHOTOSENSITV	638	2026	435	2026
854129	OTH TRANSISTOR O/TH PHOTOSEN	13721	57831	44071	71620
854130	THYRISTORS DIACS AND TRIACS	3346	5457	5838	9264
854140	PHOTOSENSITIV SEMICONDUCTOR DE	5282877	19666788	3983431	12283488
854150	OTH SEMICONDUCTOR DEVICES	9366	15861	1297	8938
854160	MOUNTED PIEZO-ELECTRIC CRYSTAL	1716	15405	6744	23505
854190	PARTS OF APPARATUS OF H-85.41	4044	14132	7261	14607
854231	ELECTRONIC INTEGRATED CIRCUIT	48741	148946	69609	140888
854232	MEMORIES	326	6015	1858	2275
854233	AMPLIFIERS	33305	41874	24943	29850
854239	OTH ELECTRO INTEGRATED CIRCUIT	120021	332605	104570	196919
854290	PARTS OF ELEC INTIGRAT CIRCUIT	5530	35392	7774	38859
854310	PARTICLES ACCELERATORS				3
854320	SIGNAL GENERATORS	3990	5980	20856	28899
854330	MACH APPA EL-PLATNG ELECTROLYS	37050	185449	19627	20958
854370	OTHER MACHINE/APPARATUS	131948	644549	216718	630412
854390	PARTS OF THE APPARATUS H-85,43	76320	206409	92727	181279
854411	WINDING WIRE OF COPPER	53975	186878	25635	55972
854419	OTHER WINDING WIRE OF COPPER	135405	327690	97271	262814
854420	CO-AXIAL CABLE & CONDUCTORS	33862	139753	71089	233423
854430	IGNITION & OTHER WRITING SETS	30039	150508	18201	35241

Contd.

10.11 Imports by Economic Categories (Detail)

(In Thousand Rupees)

Items		Sept., 2021	From July, 2021	Sept., 2020	From July, 2020
854442	COMPUTER LEADS WITH CONNECTOR	310133	688340	348459	640699
854449	OTH ELECTRIC CONDUCTOR N>1000V	1162664	3084430	475382	1611989
854460	OTH EL CON FOR VOLTAGE >1000V	562375	1482578	121276	273576
854470	OPTICAL FIBRE CABLES	71272	451930	44010	99206
854511	ELECTRODES USED IN FURNACES	40574	132777	6827	6909
854519	OTHER ELECTRODES	89	10100	1321	1990
854520	CARBON BRUSHES	9448	22986	10927	32067
854590	OTH LAMP/BATTERY CARBON,GRAPIT	649	8366	5940	10573
854610	EELECTRICAL INSULATOR OF GLASS			1212	1658
854620	EELECTRICAL INSULATOR CERAMICS	6056	156170	363666	1724193
854690	OTH ELE INSU OTH THN GLAS,CERA	17088	41996	55674	112533
854710	INSULATING FITTINGS OF CERMIC	1491	1491		
854720	INSULATING FITTINGS OF PLASTIC	2346	35524	10809	22113
854790	OTH INSULATIN FITT PLAS/CERMIC	14026	70856	8031	18177
854810	WAST/SCRP PRI BATRY,CEL,ACCUMU	77173	139388		19
854890	OTH,PARTS ELE MACHINE/APP NES	134	217	238	481
860719	OTH INCL PARTS AXELS/WHEEL	45748	52838	59714	73741
860721	AIR BRAKES AND PARTS THEREOF	9893	81414	23082	45172
860729	OTH BRAKES LOCOMO&PATS THEREOF		56189	58946	61966
860730	HOOKS,COUPLIN DEVICES,BUFFERS		1882	11824	34055
860791	OTHER PARTS OF LOCOMOTIVES	39754	117165	11550	17857
860799	OTH RAILWAY LOCOMOT STOCK PART	57931	57931	23293	23293
860800	RAIL/TRAMWAY TRACK FIXTURES	1542	5656	386	58582
860900	CONTINERS SPECIL DESI,EQUIPPED	55458	107116	29162	62929
870110	PEDESTRAIN CONTROLLED TRACTORS		7316		
870120	ROAD TRACTORS FOR SEMI-TRAILER	592368	2965617	473149	1596153
870192	COMP AG-TRACTORS-ANY KIT FORM		28426	14439	14439
870193	COMPONENT AGRI TRACTOR IN KIT	855148	1820182	65	312914
870194	AGR TRACT,ENG CAP>75 KW<130 KW	7873	7873		
870195	AGRI TRACT,ENG CAP>130 KW	1715	1715		
870210	M.VEH 10 OR >PERSON DIESEL ENG	1192622	5419516	400518	1458671
870220	OTH M.V DIESEL&ELEC.10 OR>PERS	1922525	1922525		
870240	M.VEH ELECTRIC.10 OR>PERS	5550	5550		
870290	COMP O-M-VEH 10PER&DERIVER AKF	99029	161828	28845	217506
870310	M-CAR FOR TRAVEL ON SNOW/GOLF	1875	3972	9679	15867
870321	MOTOR VEH CYLNDER CAP-1000CC	9278649	26699805	1233852	4603990
870322	OTH CAR CY CAP>1000CC - 1500CC	10671061	26525657	3387749	7511593
870323	OTH VEH CYL CAP 1500 - 3000CC	13104908	30425673	3637456	13006537
870324	OTH VEH CYL CAPACITY>3000CC	944737	4505378	191940	466224
870333	OTH VEH(DIESEL ENG)CAP>2500CC	1182673	3919130	261447	466684
870340	COM.VEH SP.IG&ELEC.=800C AKF	1523419	3741709	485702	1689939
870350	COM.VEH.DIESEL&ELEC<=800C AKF	421359	1510665	72854	136992
870360	OTH.V.SP.IG&ELEC CH<=800CC	21569	170728	33848	146787
870380	O.COM.V. ONLY ELEC. MOTOR AKF	156918	1430751	183384	1280463
870390	OTH M-CAR/M-VEH FOR PERSONS			6278	7394
870410	DUMPERS DESIGN FOR OFF-HIGHWAY		221673	275107	1681624
870421	OTH VEH(DIESEL ENG)NOT>5TONNES	2630047	7122123	1644580	3957994
870422	OTH VEH(DIESEL ENG)GVW-5-20TON	1294958	3609557	510235	1230030
870423	OTH VEH(DIESEL)GVW >20 TONNES	726172	1296763	200545	650765
870431	OT VEH SPARK-IGNITION NOT>5TON	729079	1852954	301731	886737
870432	OT VEH (SP-IGN)GVW > 5 TONNES			18592	18592
870490	OTH VEH FOR TRANSPORT GOODS		2484	5088	5088
870510	CRANE LORRIES			20243	65899
870530	FIRE FIGHTING VEHICLES	16584	16584	152170	152170
870540	CONCRETE-MIXER LORRIES		119093		24860
870590	OTH SPECIAL PURPOSE MOTOR VEHL	9579	41314	117064	274270
870710	BODIES/CABS FOR VEH-H-87.03		46792		12
870790	BODIES OF VEH-H-87042190&.3190	2880	4322		
870810	BUMPERS AND PARTS THEREOF	46498	137797	15059	43364
870821	OTH PART ACCE OF BODIES,SEATS	69722	145898	11824	38965
870829	OTH PART ACCE OF BODIES,CABS	698728	2263371	498306	1114309
870830	BRAKES&SERVO-BRAKES,PARTS VEH	100737	396283	113669	367737

Contd.

10.11 Imports by Economic Categories (Detail)

(In Thousand Rupees)

Items		Sept., 2021	From July, 2021	Sept., 2020	From July, 2020
870840	GEAR BOXES AND PARTS THEREOF	26425	100701	30604	65694
870850	DRIVE-AXLES WITH DIFFERENTIAL	114329	383187	74899	182006
870870	ROAD WHEELS&PARTS&ACCESSO	115031	423574	98176	253980
870880	SUSPENSION SYS,SHOCK-ABSORBERS	157920	529171	71780	156286
870891	RADIATORS & PARTS THEREOF VEH	121976	285834	49422	113062
870892	SILENCERS&EXHAUST PIPES,PARTS	78710	276835	16528	29293
870893	CLUTCHES AND PARTS THEREOF	18259	77311	29313	98356
870894	STEERING WHEELS,CLUMNS,BOXES	119553	309906	80433	216024
870895	SAFETY AIRBAGS INFLATER SYSTEM	565	8088	386	903
870899	OTH PARTS FOR VEHICLES H-8701	1841359	6111273	852373	2257873
870911	WORK TRUCKS SELF-PROPEL ELECTR	6098	22452		480
870919	OTH WORK TRUCK SELF PRO N-FITT				2950
871000	TANKS,OTH ARMOUD FITGHING VEH			4898	9355
871120	M-CYCLE CYL CAPACITY- 50-250CC	1022745	3018983	671756	1802140
871130	M-CYCLE CYL CAPACITY-250-500CC	9544	15552		
871140	M-CYCLE CYL CAP-500-800CC	3037	20643		
871150	M-CYCLE CYL CAP EXCEEDIN-800CC	74603	144823	15509	48658
871160	COMP M.CYCL WIT ELEC MOTOR AKF	2718	17682	398	1032
871190	OTH M-CYCLE(INCLUDING MOPEDS)	40	40		
871200	BICYCLES,OTH DELIVERY TRICYCL	58810	218604	64788	200811
871310	INVALID CARRIAG NOT MECH PROPL	75860	276644	59015	146526
871390	OTH INVALID CARRIAG MOTORISED	2334	11993	3174	6504
871410	SADDLES OF MOTORCYCLES,MOPEDS	510253	1406497	474371	1292723
871420	PART ACCE INVALID CARRIAGES	1899	3961	4175	4241
871491	FRAMES,FORKS & PARTS THEREOF		118		110
871492	WHEEL RIMS AND SPOKES	6879	12207	8781	19246
871493	HUBS,COAST BRAK HUB,FREE WHEL	30960	74685	11499	40654
871494	BRAK,COAST BRAK HUB,HUB BRAK	7214	9423	1148	3018
871495	OTHER, SADDLES	6896	18670	1974	8675
871496	PEDALS,CRANK-GEAR,& PARTS THOF	740	1211	150	534
871500	BABY CARRIAGES & PARTS THEREOF	11321	20208	16886	32009
871610	TRAILER,SEMI-TRALER CARVN TYPE	519	859		2820
871620	SELF LOADING/UNLODING TRAL AGR		2271		2
871631	TAKER/SEMI TANKER TRAILERS				1598
871639	OTH TRAILER,SEMI TRAI FOR GOOD	6199	6199	6466	6466
871640	OTH TRAILERS & SEMI-TRAILERS			12755	76757
871680	OTH VEH NOT MECHANICALLY PROPL	18789	49097	5494	77163
871690	PARTS,TRAILER SEMI-TRAI H87.16	135809	287557	33252	110397
880100	GLIDERS AND HANG GLIDERS	48	48		
880211	HALICOPTER UNLADN WT!>2000 KG	93	93		
880220	AEROPLAN UNLADEN WT NOT>2000KG		564	357	3453
880230	AEROPLAN UNLADN W-2000-15000KG		1714951		
880240	AEROPLAN UNLADN WT >15000KG				47353
880310	PROPELLERS,ROTORS & PATS THROF		1669		
880320	UNDER CARRIAGES/PARTS THEREOF	207	1638	85	3523
880330	OTH PARTS OF AEROPLANE/HELICOP	170018	436355	84376	537000
880400	PARACHUTES AND ROTOCHUTES,PART		77		1402
880529	OTH GROUND FLYING TRAINER PART		26		658
890110	CRUISE SHIPS,BOATS FOR PERSONS	5316	5316		
890190	OTH VESSELS FOR PERSONS/GOODS				192875
890200	FISHING VESSELS,FACTORY SHIP			506324	506324
890310	INFLATABLE YATCHS,VESL PLE/SPO	1420	1460	226	663
890392	MOTORBOAT,O/THN OUTBOARD M-BO		8495		
890399	OTH INFLTABLE YATCHTS	2927	5303	606	606
890400	TUGS AND PUSHER CRAFT.		35653		
890510	DREDGERS			3238	15567
890590	OTH LIGHT VESSELS,FLO-CRANES			10074	10674
890710	OTH FLOATING INFLATABLE RAFTS		130		5474
890790	OTH FLOATING STRUCTURES,TANKS			3549	42428
900490	OTH SPECT,GOGGLE&THE LIKE CORR	10450	47910	33450	75585
900510	BINOCULARS	1517	3273	4017	13656
900580	OTH ASTRONOMICAL INSTRUMENTS	821	2975	397	867

Contd.

10.11 Imports by Economic Categories (Detail)

(In Thousand Rupees)

Items		Sept., 2021	From July, 2021	Sept., 2020	From July, 2020
900699	O-PART,AC P-GRAPHIC F-LIGH APP	115	1619	218	564
900710	CINEMATOGRAPHIC CAMERAS	47	47	121	178
900791	PAR,ACC-CINEMATOGRAPHIC CAMERA		51	423	877
900792	PART,ACCE-CINEMATOGR PROJECTOR			182	212
900850	PROJECTORS,ENLARGERS&REDUCERS			319	1022
900890	PARTS/ACCE OF IMAGE PROJECTORS		331	214	214
901010	APPA,EQUI AUTOMATC DEVELO FILM	344	8159	613	5396
901050	OTH APP EQU PHO-GRAPHIC LAB	2931	6341	1872	2515
901060	PROJECTION SCREENS		20535	2103	7119
901090	PART ACCE OF APP/EUIP H-90.10		1864	2032	5613
901110	STEREOSCOPIC MICROSCOPES	222	544	509	552
901120	OTH MICROSCOPE P-MICROGRAPHY	56390	56390	97	646
901180	OTHER MICROSCOPES	14455	110643	30563	53738
901190	PART,ACCE OF OPTCAL MICROSCOPE	653	6418	1115	1583
901210	M-SCOPE O/THN OPTIC M-SCOP APP	4786	7884	97	14171
901290	PART,ACC M-SCOPE O/THN OPTICAL	5631	6193		2233
901310	TELESCOPIC SIGHTS FITT TO ARMS	588	1098	35139	35331
901320	LASERS OTHER THAN LASER DIODS	7976	27726	4565	14420
901380	OTH DEVICES APPLI&INSTRUMENTS	882	33614	38770	98876
901390	PARTS,ACCE OF SUB GROUP-90.13	623	46591	8618	11122
901410	DIRECTION FINDING COMPASSES	50	72	8676	8909
901420	INST/APPLI AERONAUTIC NAVIGATO	663	6021	438	7442
901480	OTH INS/APPLI(NAVIGATIONAL)	4498	4735	70	70
901490	PART,ACCE OF SUB GROUP OF90.14				878
901510	RANGEFINDERS	1815	2903		313
901520	THEODOLITES AND TACHEOMETERS	362	5016	2886	10484
901530	SURVEYING LEVELS	11381	26459	24889	49456
901540	PH-GRAMMETRICAL SURVEY INS/APP	522	522	703	961
901580	OTH INS AND APPLIANC-SURVEYING	68401	161406	11724	267401
901590	PARTS&ACCE OF SURVEYING INSTRU	13082	198811	68803	80109
901600	BALANCE SENSITIVITY 5CG/BETTER	5605	22905	5878	14950
901710	DRAFTING TABLE MACH W/NOT AUTO	2095	10480	5857	9317
901720	O-DRAWING MARK/MATH CALC INSTR	2950	7556	1052	6319
901730	MICROMETERS/CALLIPERS & GUAGES	8241	31086	7121	11960
901780	OTHER INSTRUMENTS	24975	88024	14488	56289
901790	PARTS/ACCE OF MEASURING INSTRU	1015	1028	1702	5166
901811	ELECTRO-CARDIOGRAPHS	74262	115917	104916	161638
901812	ULTRASONIC SCANNING APPARATUS	140682	240325	158328	411765
901813	MAGNETC RESONANCE IMAGING APPA	76397	214351	557387	558547
901814	SCINTIGRAPHIC APPARATUS	74236	74236		1533
901819	OTH ELECTRO-DIAGNOSTIC APPARAT	477308	1252755	405933	1260654
901820	ULTRA VOILET/INFRA-RED RAY APP	4846	98506	304	5586
901831	SYRINGES,WITH/WITHOUT NEEDLES	385829	733065	410051	853412
901832	TUBULAR METAL NEEDLE/NEDL SUTU	116112	276406	93096	252719
901839	OTH NEDLES,CATHERS,CANNULA	1793541	4155872	1308837	3575711
901841	DENTAL DRILL ENGINES,W/C-D-EQU	478	1720	20	1037
901849	OTH;INS/APPLI, DENTAL SCIENCE	18680	38745	4037	22517
901850	OTH,OPHTHALMIC INST&APPLIANCE	151676	343641	36391	98409
901890	OTH INSTRUMENT & APPLIANCE.	1191407	3843167	1377513	3360016
901910	MECHANO-THERPY,MESSAGE/PSY APP	95343	234082	40769	74078
901920	OZONE,OXYGEN ,AEROSOL THERAPY,	156313	732260	900623	2500908
902190	OTH;APP,WORN CARY,IMPL IN BODY	338116	854091	44567	96847
902212	COMPUTED TOMOGRAPHY APPARATUS	1095706	2024387	91960	260241
902213	OTH X-RAY APPA FOR DENTAL USES	258	5284	15095	17539
902214	OTH,X-RAY APP FOR MEDICAL SURG	176237	490601	302526	657355
902219	X-RAY APPA FOR OTHER USES	30971	95770	71321	161226
902221	APP BASE ON ALP,BETA GAMA RADI	251997	252290		
902229	APP ALPHA-BE-GA RADI-OTHER USE	6516	40100	5843	39305
902230	X-RAY TUBES	26296	57382	32831	112681
902290	O-APP AL-B-G RADI INCL PA/ACCE	17447	178514	32673	645390
902300	APPA DESIGNED F-DEMANSTRATION	139995	542713	241869	532665
902410	MACH&APPLI FOR TESTING METALS	10978	19986	6734	11115

Contd.

10.11 Imports by Economic Categories (Detail)

(In Thousand Rupees)

Items		Sept., 2021	From July, 2021	Sept., 2020	From July, 2020
902480	O-MACH-TESTING HARDNESS/STREN	113318	598030	68706	125295
902490	PARTS&ACC-HARD/STREN TEST MACH	15802	35416	2898	167582
902511	LIQUID-FILLED THERMOMETER/PYRO	38672	110453	15721	87071
902519	OTHER THERMOMETERS/PYROMETERS	29269	98751	37018	128705
902580	OTHER INSTRUMENTS	37655	133154	35532	89219
902590	PARTS ACCE INSTRUMENTS H-9025	18870	38155	58125	166187
902610	APP,MEASUR/CHECK FLOW/ LEVEL.	521193	660636	72541	201791
902620	APP, MEASUR/CHECK PRESSURE.	636823	844812	76145	278498
902680	OTH,APP,MEASUR VARIATION LIQ/G	88571	486974	132858	612370
902690	PARTS,ACCE OF SUB GROUP 90.26.	12685	103962	38434	128175
902710	GAS/SMOKE ANALYSIS APPARATUS.	17131	91681	104906	179726
902720	CHROMATOGRAPHS/ELECTROPHOR INS	52929	245684	75369	217018
902730	SPECTRO,SPECTROPHOT-METER RADI	54482	185508	62583	192118
902750	OTH,INS.USING OPTCAL RADIATION	382442	739216	98875	245300
902780	OTH,INST FOR PHYSICAL CHEM ANA	798205	2126439	360579	1171021
902790	MICROTOMES;PART ACCE APP-90.27	93726	350633	138666	294615
902810	GAS METERS	127216	1276180	267574	337442
902820	LIQUID METERS	745	36853	3892	15458
902830	ELECTRICITY METERS	17631	46756	15948	29943
902890	PART,ACCE OF SUB GROUP 90.26	8055	33078	8457	290787
902910	REVOL/PROD COUNTRS,TAXIMETERS,	834	2615	826	3124
902920	SPEED INDICATORS/TACHOMETERS	17383	81860	3784	25324
902990	PARTS ACCE OF METERS-H-90.29	16993	57575	22171	55482
903010	INS,MEASUR IONISING RADIATIONS	9363	27787	36506	44503
903020	OSCILLOSCOPE&OSCILLOGRAPHS	3284	6504	3697	5746
903031	O-INSTR MEASUR VOLTAGE,CURRENT	11457	29203	6401	78506
903032	MULTIMETER WITH RECORD DEVICE	6158	19688	3397	14245
903033	O-METER WITH OUT RECOED DEVICE	28095	95455	58527	92900
903039	O-OSCILLOSCOPE W-RECOD DEVICE	1143	88807	202318	226014
903040	OTH,INS,SPE DESI FOR TELECOMMU	10978	42217	9053	76710
903082	OTH,INS,MEASUR SEMICONDOCTOR		476		94
903084	OTH,APPA,WITH RECORDING DEVIC	2737	33000	174509	330279
903089	OTH,INS,MEASUR ELECTRICAL QTY.	37812	117319	33274	170336
903090	PARTS ACCE OF SUB GROUP 90.30	2952	77949	12298	25556
903110	MACH BALANCING MECHNICAL PARTS	3735	38629	2847	22601
903120	TEST BENCHES	34490	66629	7065	11013
903141	OTH,OPTICAL INS CHECK SEMICODU		1000	88	88
903149	OTH,OPTICAL INS & APPLIACES.	216250	298721	134412	285766
903180	OTH,INS APPLIANCES & MACHINES.	211141	895809	235049	663717
903190	PART,ACCE OF ARTICLE H- 90.31	81221	286953	160713	964178
903210	THERMOSTAT	108990	364721	94193	209921
903220	MANOSTAT(PRESSURE REGULATORS)	5182	8591	6159	6626
903281	OTH,INS HYDRAULIC OR PNEUMATIC	71346	80005	7796	23460
903289	OTH,REGULATING,CONTROLLING INS	413268	1437295	131445	1394800
903290	PARTS,ACCE OF ARTICLE H- 90.32	18677	57019	10953	1031854
940210	DENTISTS,BARBER CHAIRS, PARTS	10988	37906	2352	181074
940290	OTH;OPE TABLES,EXAM TABLE MECH	109498	303291	110506	188607
940560	ILLUMINATED SIGN,NAMPLATES,LIK	29212	49304	1275	3300
940591	PARTS OF LAMP LIGHT FIT GLASS.	26144	84602	62567	111760
940599	OTH PARTS H-NO.94.05,N.E.S.	129623	371892	97223	256319

10.12 Exports by Areas and Countries / Territories

(In Thousand Rupees)

Territories/Countries	Sept., 2021	Cumulative From July,2021	Sept., 2020	Cumulative From July,2020
G R A N D T O T A L S	***404,846,980***	***1,147,072,934***	***313,019,014***	***912,273,889***
LATIN AMERICA	**451,397**	**1,071,081**	**327,990**	**742,711**
Antigua and Barbuda	**2,314**	**3,982**		**578**
Aruba	**777**	**777**		
Bahamas	**1,472**	**12,372**	**7,404**	**7,404**
Barbados	**7,051**	**49,775**	**5,132**	**39,703**
Cayman Islands	**398**	**2,537**	**1,135**	**1,373**
Cuba				**24,833**
Dominica		**5,612**	**1,661**	**1,661**
Dominican Republic	**210,212**	**462,394**	**21,117**	**95,282**
Grenada	**5,129**	**5,129**	**938**	**4,658**
Guadeloupe	**43,696**	**111,110**	**40,017**	**85,392**
Haiti	**34,921**	**98,894**	**124,066**	**129,748**
Jamaica	**36,108**	**68,349**	**19,085**	**39,443**
Martinique	**18,187**	**18,187**	**18,528**	**18,629**
Puerto Rico	**35,070**	**110,677**	**24,957**	**84,527**
St.Kitts and Nevis	**2,254**	**3,989**	**1,563**	**1,563**
St. Lucia	**8,888**	**9,472**	**3,219**	**16,966**
St.Vincent/Grenadine	**3,661**	**7,146**	**1,464**	**9,353**
Trinidad and Tobago	**41,258**	**100,516**	**57,705**	**181,598**
US.Virgin Islands		**164**		
CENTRAL AMERICA	**2,187,806**	**6,528,299**	**1,180,024**	**3,236,598**
Belize	**6,047**	**6,047**	**365**	**365**
Costa Rica	**92,695**	**245,590**	**73,367**	**246,371**
El Salvador	**40,214**	**234,871**	**7,143**	**118,704**
French West Indies		**2,671**		
Guatemala	**167,165**	**452,233**	**92,007**	**158,113**
Honduras	**327,232**	**766,249**	**75,307**	**127,647**
Mexico	**1,284,873**	**4,160,655**	**811,488**	**2,207,364**
Nicaragua	**26,595**	**67,768**		**14,241**
Panama	**242,986**	**592,215**	**120,348**	**363,793**
SOUTH AMERICA	**5,200,877**	**15,187,199**	**2,758,814**	**8,420,615**
Argentina	**465,066**	**2,045,898**	**463,414**	**1,372,749**
Bolivia	**5,050**	**13,844**	**15,216**	**20,973**
Brazil	**1,374,199**	**3,935,684**	**860,887**	**2,639,282**
Chile	**2,115,734**	**5,098,640**	**682,373**	**2,092,907**
Colombia	**588,117**	**1,938,430**	**302,645**	**980,658**
Ecuador	**147,310**	**385,607**	**65,341**	**185,719**
French Guiana		**956**		**548**
Guyana	**16,585**	**60,797**	**14,683**	**60,636**
Paraguay	**85,931**	**327,224**	**61,483**	**191,970**
Peru	**299,120**	**1,010,578**	**216,401**	**648,652**
Suriname	**9,853**	**16,947**	**11,708**	**16,742**
Uruguay	**73,773**	**322,115**	**41,600**	**154,227**
Venezuela,Bolivar. R	**20,141**	**30,478**	**23,064**	**55,552**
NORTH AMERICA	**82,232,937**	**257,085,872**	**69,820,700**	**201,514,876**
Bermuda	**6,650**	**9,968**	**637**	**5,268**
Canada	**6,809,997**	**16,806,625**	**3,884,861**	**11,586,448**
Greenland	**969**	**969**		**293**
U.S.America	**75,415,321**	**240,268,310**	**65,935,202**	**189,922,866**
EASTERN EUROPE	**9,047,654**	**27,479,588**	**7,872,916**	**23,947,455**
Belarus	**56,546**	**85,900**	**46,383**	**52,407**
Bulgaria	**635,886**	**1,575,106**	**610,632**	**1,340,079**
Czech Republic	**561,174**	**1,976,538**	**581,648**	**2,615,420**
Hungary	**385,995**	**1,098,280**	**270,277**	**685,701**

Contd.

10.12 Exports by Areas and Countries / Territories

(In Thousand Rupees)

Territories/Countries	Sept., 2021	Cumulative From July,2021	Sept., 2020	Cumulative From July,2020
Poland	4,414,636	13,427,961	3,881,668	11,936,854
Republic of Moldova	4,083	11,484	1,040	2,453
Romania	771,747	2,125,600	561,152	1,418,954
Russian Federation	1,270,797	4,006,723	1,010,679	3,280,524
Slovakia/Slovak R.	264,127	1,109,348	388,578	1,023,110
Ukraine	682,663	2,062,649	520,859	1,591,953
NORTHERN EUROPE	40,201,140	113,881,333	34,592,345	103,546,881
Denmark	2,839,238	7,493,036	3,111,740	9,942,066
Estonia	254,249	519,097	193,282	671,597
Finland	456,953	1,203,634	410,772	1,214,701
Iceland	3,392	16,275	3,979	8,613
Ireland	1,634,562	4,325,402	1,083,207	2,730,083
Latvia	189,416	614,435	190,867	795,561
Lithuania	364,799	1,178,696	503,257	1,502,831
Norway	1,124,829	2,953,066	774,033	2,405,973
Sweden	2,384,716	6,725,598	1,638,775	6,062,580
United Kingdom	30,948,987	88,852,095	26,682,433	78,212,875
SOUTHERN EUROPE	35,110,507	101,050,917	28,167,643	76,901,474
Albania	80,840	198,366	48,037	138,142
Bosnia & Herzegovina	836	933		1,652
Croatia	260,284	541,261	230,566	703,232
Gibraltar	1,369	1,598	211	211
Greece	1,441,123	3,985,282	989,116	2,833,174
Italy	13,094,795	38,789,332	11,246,742	29,503,764
Macedonia	193	5,190		
Malta	51,183	123,529	99,449	183,469
Montenegro	69,864	228,306		
Portugal	3,715,072	9,192,125	2,246,252	6,721,035
Serbia	9,280	54,588	142,265	381,851
Slovenia	902,721	2,839,730	1,329,724	3,426,063
Spain	15,482,945	45,090,678	11,835,280	33,008,881
WESTERN EUROPE	64,880,915	179,474,878	48,504,287	152,203,892
Austria	288,322	628,404	189,441	453,670
Belgium	10,936,259	28,837,491	7,633,096	23,664,815
France	7,501,071	19,070,619	6,079,558	16,244,004
Germany	24,653,345	68,553,403	19,366,659	63,091,344
Liechtenstein				371
Luxembourg	276	2,377	835	854
Monaco	368	368	1,832	1,832
Netherlands	21,258,919	61,656,196	14,782,009	47,902,612
Switzerland	242,355	726,020	450,857	844,390
EASTERN AFRICA	10,957,990	31,801,251	8,396,671	22,687,318
Burundi	1,012	5,743		6,387
Comoros	55,982	509,468	297,170	487,648
Djibouti	516,699	1,637,768	348,996	1,370,653
Ethiopia	1,303	29,339	8,608	11,904
Kenya	3,238,459	9,873,665	3,025,349	7,575,560
Madagascar	1,382,000	4,838,254	651,323	1,795,227
Malawi	23,153	81,136	138,065	458,890
Mauritius	237,437	761,326	95,752	290,351
Mayotte	7,589	7,589		2,236
Mozambique	1,961,237	4,075,660	1,435,935	3,426,561
Reunion	67,234	242,714	147,661	485,284
Rwanda	1,324	13,848	4,690	14,201
Seychelles	21,677	86,166	41,337	141,035
Somalia	1,311,804	3,533,306	734,412	2,419,545

Contd.

10.12 Exports by Areas and Countries / Territories

(In Thousand Rupees)

Territories/Countries	Sept., 2021	Cumulative From July,2021	Sept., 2020	Cumulative From July,2020
Uganda	54,055	104,194	31,112	91,232
U.R.of Tanzania	1,805,286	5,372,894	1,088,760	3,421,707
Zambia	2,770	16,880	21,343	27,883
Zimbabwe	268,970	611,300	326,157	661,012
MIDDLE AFRICA	867,276	1,779,540	811,528	2,578,479
Angola	227,230	440,633	228,089	915,010
Cameroon	309,274	532,088	150,732	740,969
Central African R.			3,256	3,256
Congo, Republic of	27,555	57,148	42,567	71,139
D.R.of Congo	298,858	745,313	381,883	809,171
Gabon	4,358	4,358	5,002	38,934
NORTHERN AFRICA	3,416,864	10,133,742	2,095,737	6,036,305
Algeria	555,855	1,067,826	239,192	655,230
Egypt(U.A.R.)	1,519,743	4,323,785	1,108,232	2,822,939
Libya	147,772	415,114	54,900	502,348
Morocco	607,557	1,270,448	348,107	884,974
Sudan	318,525	723,428	265,746	804,884
Tunisia	267,413	2,333,141	79,561	365,930
SOUTHERN AFRICA	3,503,642	9,070,630	3,107,516	8,660,511
Botswana	135,100	351,393	143,865	299,661
Lesotho	8,494	8,494	2,292	3,581
Namibia	7,970	12,094	97	542
South Africa	3,352,078	8,687,457	2,961,262	8,356,728
Swaziland		11,191		
WESTERN AFRICA	2,545,543	9,068,217	3,807,276	11,147,303
Benin	185,602	589,873	1,258,637	3,130,028
Burkina Faso(Fr.Up.V	470	9,351		5,347
Co,te d,Ivoire(Fr.Iv	226,976	1,841,106	99,662	462,708
Gambia	32,137	180,634	101,418	440,596
Ghana	949,716	2,274,753	711,532	1,822,644
Guinea	132,071	224,979	71,098	209,801
Guinea-Bissau	21,617	198,718	178,350	1,206,514
Liberia	32,080	111,894	58,001	157,286
Mali	3,620	6,036	537	5,414
Mauritania	39,740	175,241	47,808	170,757
Niger	1,243	1,243	449	449
Nigeria	350,058	2,114,463	569,303	1,281,138
Senegal	454,215	932,795	485,080	1,306,544
Sierra Leone	77,579	116,465	27,638	248,489
Togo	38,419	290,664	197,764	699,588
EASTERN ASIA	53,891,269	132,465,001	28,498,234	79,357,060
China	46,723,804	111,937,247	21,140,080	58,759,100
Hong Kong S.A.Re.Chi	1,082,627	2,778,115	1,111,678	2,722,270
Japan	2,672,345	8,215,246	2,552,971	6,873,631
Korea, Republic of	2,527,457	6,632,923	3,167,460	9,591,159
Macao.China				298
Mongolia	1,783	6,544	547	8,004
O.Asia(Tai.For.Pe.Ki	883,252	2,894,927	525,497	1,402,599
SOUTH-CENTRAL ASIA	31,470,877	85,342,167	28,984,062	79,816,099
Afghanistan	8,525,084	24,723,712	15,686,865	42,499,779
Bangladesh	14,575,996	36,931,653	8,718,325	23,361,369
India			785	1,549
Kazakstan	2,509,081	7,715,622	541,198	2,245,419
Kyrgyzstan/Kyrgyz R.	51,708	118,988	21,525	66,555

Contd.

10.12 Exports by Areas and Countries / Territories

(In Thousand Rupees)

Territories/Countries	Sept., 2021	Cumulative From July,2021	Sept., 2020	Cumulative From July,2020
Maldives	88,119	238,751	78,292	200,203
Nepal	121,498	275,763	53,914	122,838
Sri Lanka	5,192,058	13,852,235	3,476,407	10,106,497
Tajikistan	26,008	51,975	34,750	82,182
Turkmenistan	105,721	164,626	29,372	181,160
Uzbekistan	275,604	1,268,841	342,629	948,547
SOUTH-EASTERN ASIA	19,689,934	50,989,446	10,303,431	29,132,287
Brunei Darussalam	17,557	35,070	10,167	38,464
Cambodia Fr.Kampuche	385,869	1,052,116	297,972	667,560
Timor Leste	89,847	89,847	10,129	86,987
Indonesia	1,005,652	3,491,000	1,013,576	4,718,922
Lao People's D.R.		27,817	131	28,139
Malaysia	5,448,545	17,574,465	2,343,860	6,382,412
Myanmar	251,880	810,569	279,476	565,664
Philippines	2,103,897	4,338,752	1,993,491	3,739,799
Singapore	866,284	2,355,388	761,008	4,388,420
Thailand	6,056,325	8,754,055	1,633,646	4,100,957
Viet Nam	3,464,079	12,460,367	1,959,976	4,414,962
WESTERN ASIA	34,540,134	100,498,814	29,774,484	90,264,522
Armenia	1,672	6,438	4,294	9,807
Azerbaijan	61,705	347,667	60,036	105,446
Bahrain	1,255,641	2,770,652	740,090	2,693,519
Cyprus	163,241	318,249	90,996	217,962
Georgia	159,016	278,310	53,759	205,795
Iraq	411,585	1,401,003	345,772	997,771
Jordan	443,613	1,517,057	370,189	1,322,648
Kuwait	1,950,612	5,786,902	1,870,402	4,573,318
Lebanon	157,954	486,490	62,638	174,890
Oman	2,122,701	7,972,652	1,659,039	5,396,463
Qatar	2,150,639	6,047,668	1,755,278	5,647,044
Saudi Arabia	5,933,915	14,455,907	5,080,664	16,570,973
Syrian Arab Republic	34,311	131,696	692,009	1,151,642
Turkey	4,121,509	12,424,448	3,218,066	11,971,924
United Arab Emirates	14,580,421	44,210,338	12,627,584	36,852,054
Yemen	991,600	2,343,336	1,143,667	2,373,266
AUSTRALIA AND NEW ZEALAND	4,595,273	13,997,458	3,967,851	11,927,394
Australia	3,658,419	11,598,855	3,333,818	10,250,488
New Zealand	936,854	2,398,603	634,034	1,676,907
MELANESIA	48,255	142,385	32,407	99,794
Fiji	23,500	68,219	18,784	52,321
New Caledonia	278	17,529	1,586	11,935
Papua New Guinea	9,224	39,917	9,756	29,623
Solomon Islands			1,506	5,141
Vanuatu	15,253	16,720	775	775
MICRONESIA	1,994	3,633	2,309	3,884
Guam	957	2,596	2,309	3,884
Nauru	467	467		
Palau(Fr.pacific Is)	570	570		
POLYNESIA	4,695	21,484	12,786	48,432
American Samoa		2,460		
Cook Islands	777	1,227	1,258	2,617
French Polynesia		5,695		11,718
Samoa	1,648	1,648	11,374	33,944
Tonga	2,271	10,454	153	153

10.13 Re-exports by Areas and Countries / Territories

(In Thousand Rupees)

Territories/Countries	Sept., 2021	Cumulative From July,2021	Sept., 2020	Cumulative From July,2020
G R A N D T O T A L S	***1,314,273***	***3,721,983***	***2,840,245***	***8,910,062***
LATIN AMERICA	**32,612**	**32,612**		
Dominican Republic	**32,612**	**32,612**		
SOUTH AMERICA		**4,597**		
Guyana		**4,597**		
NORTH AMERICA	**457,041**	**516,352**	**973,226**	**1,136,615**
Canada	**32,995**	**34,632**		**1,629**
U.S.America	**424,046**	**481,719**	**973,226**	**1,134,986**
EASTERN EUROPE		**2,713**	**120,613**	**259,196**
Czech Republic		**2,459**		**56,840**
Hungary		**253**	**6,356**	**88,098**
Poland			**73,351**	**73,351**
Romania			**40,906**	**40,906**
NORTHERN EUROPE	**26,375**	**66,588**	**334,507**	**915,668**
Denmark	**7,553**	**8,400**		
Finland			**1,088**	**1,088**
Ireland			**308,755**	**308,755**
Norway		**680**		
Sweden		**3,542**		
United Kingdom	**18,821**	**53,966**	**24,663**	**605,824**
SOUTHERN EUROPE	**29,419**	**51,985**	**10,595**	**253,232**
Italy	**6,953**	**21,482**	**1,859**	**244,496**
Spain	**22,467**	**30,503**	**8,736**	**8,736**
WESTERN EUROPE	**59,607**	**327,045**	**469,227**	**1,651,171**
Austria	**11,726**	**13,962**		
Belgium		**2,992**	**186,269**	**186,811**
France	**1,150**	**100,657**	**126,883**	**1,005,559**
Germany	**44,653**	**98,352**	**81,126**	**236,047**
Netherlands	**2,078**	**66,776**	**74,949**	**220,418**
Switzerland		**44,306**		**2,336**
EASTERN AFRICA			**121,259**	**1,101,649**
Kenya				**980,390**
U.R.of Tanzania			**121,259**	**121,259**
SOUTHERN AFRICA	**6,984**	**6,984**	**5,586**	**5,586**
South Africa	**6,984**	**6,984**		
Swaziland			**5,586**	**5,586**

Contd.

10.13 Re-exports by Areas and Countries / Territories

(In Thousand Rupees)

Territories/Countries	Sept., 2021	Cumulative From July,2021	Sept., 2020	Cumulative From July,2020
WESTERN AFRICA		31,846	17	17
Ghana			17	17
Nigeria		31,846		
EASTERN ASIA	132,623	378,425	276,783	1,721,442
China	6,377	90,850	125,496	1,437,590
Hong Kong S.A.Re.Chi	12,306	24,721	1,653	103,241
Japan	113,760	262,674	147,007	176,077
Korea, Republic of			467	467
O.Asia(Tai.For.Pe.Ki	180	180	2,160	4,066
SOUTH-CENTRAL ASIA	7,174	14,793	2,188	26,751
Afghanistan	7,174	10,154		24,563
India		4,639		
Kazakstan			2,188	2,188
SOUTH-EASTERN ASIA	210,573	774,931	226,759	579,829
Indonesia	62,097	133,175	43,317	43,317
Malaysia	229	181,404	1,315	1,748
Philippines	12,035	12,035		2,484
Singapore	7,025	120,708	20,216	105,386
Thailand	129,037	318,781	90,657	355,639
Viet Nam	151	8,828	71,254	71,254
WESTERN ASIA	351,866	1,513,113	296,402	1,255,823
Bahrain				394
Oman		40,778		46,586
Qatar		590	30,364	32,245
Saudi Arabia	134	4,061	601	293,029
Turkey	9,860	98,139	55,803	55,803
United Arab Emirates	341,872	1,369,544	209,633	827,767
AUSTRALIA AND NEW ZEALAND			3,083	3,083
Australia			3,083	3,083

10.14 Imports by Areas and Countries / Territories

(In Thousand Rupees)

Territories/Countries	Sept., 2021	Cumulative From July,2021	Sept., 2020	Cumulative From July,2020
G R A N D T O T A L S	***1,102,997,550***	***3,072,047,836***	***712,600,120***	***1,881,327,211***
LATIN AMERICA	**195,214**	**642,302**	**135,426**	**298,153**
Anguilla				**14**
Antigua and Barbuda		**890**		
Aruba	**7,209**	**9,964**		**28,784**
Bahamas		**23,150**	**9,516**	**15,205**
Barbados	**684**	**684**		**40**
British Virgin Is.				**1,472**
Cuba	**25**	**41**		**7,332**
Dominica	**14,126**	**95,168**	**39,953**	**46,521**
Dominican Republic	**42,078**	**93,024**	**28,327**	**42,698**
Grenada		**9**	**1,413**	**6,142**
Guadeloupe	**34**	**34**		
Haiti		**659**		**3,942**
Jamaica	**20,463**	**69,344**	**19,033**	**49,671**
Montserrat		**10**		
Netherlands Antilles	**64**	**816**		
Puerto Rico	**105,727**	**288,299**	**30,151**	**76,575**
St.Kitts and Nevis				**105**
Trinidad and Tobago	**4,804**	**60,208**	**7,033**	**19,652**
CENTRAL AMERICA	**831,129**	**4,015,586**	**1,148,520**	**4,082,955**
Belize	**57**	**775,298**	**1,811**	**2,233**
Costa Rica	**11,997**	**60,815**	**48,619**	**150,315**
El Salvador	**9**	**2,279**		**20,265**
French West Indies			**11,153**	**11,153**
Guatemala	**206,811**	**1,165,347**	**147,810**	**389,764**
Honduras	**5,176**	**5,231**	**1,564**	**2,735**
Mexico	**606,967**	**1,996,389**	**933,996**	**3,498,084**
Nicaragua	**112**	**3,296**	**1,513**	**6,200**
Panama		**6,932**	**2,053**	**2,205**
SOUTH AMERICA	**24,563,671**	**82,906,412**	**18,221,529**	**56,097,107**
Argentina	**2,044,316**	**5,116,730**	**4,162,567**	**8,503,235**
Bolivia		**1,202**		
Brazil	**21,116,076**	**74,168,647**	**13,128,164**	**44,745,579**
Chile	**792,246**	**1,638,733**	**90,388**	**738,526**
Colombia	**10,434**	**41,067**	**12,691**	**62,619**
Ecuador		**12,702**	**3,990**	**110,971**
French Guiana		**1,872**		
Guyana	**5,324**	**17,470**	**2,377**	**11,001**
Paraguay	**217,480**	**1,383,763**	**618,035**	**1,565,702**
Peru	**245,800**	**312,838**	**96,137**	**151,317**
Suriname			**1,176**	**23,651**
Uruguay	**131,994**	**206,503**	**46,351**	**68,754**
Venezuela,Bolivar. R		**4,885**	**59,652**	**115,753**
NORTH AMERICA	**66,252,563**	**157,529,349**	**41,526,644**	**103,386,710**
Bermuda		**99**		
Canada	**5,515,634**	**15,765,004**	**11,948,543**	**21,154,604**
Greenland				**109**
U.S.America	**60,736,929**	**141,764,246**	**29,578,100**	**82,231,998**
EASTERN EUROPE	**38,105,817**	**63,441,761**	**23,499,260**	**39,330,413**
Belarus	**1,111,941**	**3,471,853**	**225,804**	**1,049,040**
Bulgaria	**141,181**	**767,675**	**254,869**	**530,408**
Czech Republic	**739,852**	**2,046,023**	**472,947**	**1,677,038**
Hungary	**359,529**	**1,894,551**	**374,096**	**1,447,959**
Poland	**1,748,069**	**4,495,226**	**1,380,907**	**3,312,055**
Republic of Moldova	**12,131**	**13,834**		**42**
Romania	**3,385,801**	**4,239,716**	**217,913**	**529,926**

Contd.

10.14 Imports by Areas and Countries / Territories

(In Thousand Rupees)

Territories/Countries	Sept., 2021	Cumulative From July,2021	Sept., 2020	Cumulative From July,2020
Russian Federation	4,921,445	14,665,405	4,258,387	10,919,844
Slovakia/Slovak R.	171,932	401,750	148,175	270,531
Ukraine	25,513,937	31,445,728	16,166,162	19,593,571
NORTHERN EUROPE	19,497,163	54,469,554	16,276,908	48,281,567
Denmark	2,122,006	4,577,313	1,448,690	3,382,653
Estonia	58,689	130,377	45,528	269,316
Faeroe Islands	228	228		55
Finland	1,269,629	2,977,910	570,627	1,916,848
Iceland	6,226	33,543	56	11,737
Ireland	854,864	2,391,391	709,274	1,692,598
Latvia	72,352	227,116	547,006	3,265,925
Lithuania	193,443	470,647	214,900	367,950
Norway	630,674	2,185,377	369,988	1,173,958
Sweden	2,781,930	12,736,933	2,031,707	7,569,141
United Kingdom	11,507,123	28,738,720	10,339,131	28,631,385
SOUTHERN EUROPE	15,508,988	44,047,694	10,177,464	30,116,044
Albania	671	16,690		8,974
Bosnia & Herzegovina	16,722	122,704	725	6,457
Croatia	126,316	158,543	23,289	722,657
Gibraltar	557	558	80	80
Greece	418,331	833,134	275,000	631,038
Italy	6,947,306	23,387,198	5,924,884	18,078,502
Macedonia	2,191	57,762		
Malta	14,611	41,620	9,590	69,081
Montenegro	531,133	4,142,542		
Portugal	181,926	746,137	274,688	837,474
San Marino	3,851	10,819	4,504	5,251
Serbia	8,650	34,032	514,582	2,254,688
Slovenia	135,667	233,436	50,691	85,405
Spain	7,121,057	14,262,517	3,099,432	7,416,436
WESTERN EUROPE	53,337,169	145,687,071	52,567,471	137,136,371
Austria	2,186,841	7,008,935	2,901,158	6,743,185
Belgium	5,550,169	16,334,662	4,453,550	16,322,415
Europien Union	11,028,855	30,244,455	8,374,510	22,435,390
France	5,114,588	15,657,630	3,890,652	11,709,338
Germany	18,475,247	43,625,092	14,524,613	36,767,557
Liechtenstein		12,356	9,651	20,818
Luxembourg	143,117	276,653	63,789	173,447
Monaco	39	39		
Netherlands	6,324,917	17,984,395	8,256,509	25,010,489
Switzerland	4,513,395	14,542,852	10,093,039	17,953,734
EASTERN AFRICA	15,133,128	40,252,353	11,089,360	28,409,148
B.Indian Ocean Terr.	202	202	11	200
Burundi	247,131	446,191	194,545	347,530
Comoros				167
Djibouti	18,245	36,316		39
Ethiopia	119,586	246,502	366,019	958,403
Kenya	6,494,789	21,210,359	8,412,782	21,798,136
Madagascar	66,536	249,655	21,470	46,473
Malawi	31,273	31,273	611	611
Mauritius	1,694,067	1,777,780	22,400	53,630
Mozambique	1,352,797	1,364,702	16,466	23,705
Reunion	68,639	144,195	19,716	85,301
Rwanda	615,205	1,814,941	424,730	941,104
Seychelles	9,103	2,041,496	13,533	36,822
Somalia	9,596	247,019	5,875	52,747
Uganda	529,027	1,448,528	330,294	823,234
U.R.of Tanzania	2,536,404	4,713,560	711,006	1,539,029

Contd.

10.14 Imports by Areas and Countries / Territories

(In Thousand Rupees)

Territories/Countries	Sept., 2021	Cumulative From July,2021	Sept., 2020	Cumulative From July,2020
Zambia	1,317,993	4,440,522	542,067	1,658,823
Zimbabwe	22,534	39,110	7,835	43,194
MIDDLE AFRICA	6,354,768	17,928,761	2,135,787	2,631,133
Angola	6,111,135	17,228,592	1,835,889	1,840,023
Cameroon	148,050	255,682	54,188	256,386
Central African R.		5,979		414
Chad	15,148	39,172	4,323	5,507
Congo, Republic of	50,093	296,913	219,127	247,994
D.R.of Congo	5,404	14,058		232,858
Equatorial G.(Ri.Mi)		17,859		
Gabon	24,937	70,507	22,259	47,951
NORTHERN AFRICA	12,677,199	51,268,913	10,091,406	24,729,795
Algeria	101,947	149,113	2,818,183	2,819,654
Egypt(U.A.R.)	3,857,996	28,415,889	2,201,919	5,379,081
Libya	79,805	161,040	128,365	172,287
Morocco	8,452,906	21,457,162	4,405,248	15,212,637
Sudan	170,408	1,052,297	490,845	1,039,097
Tunisia	14,138	33,413	46,846	107,039
SOUTHERN AFRICA	27,713,406	72,165,235	14,257,832	34,209,368
Botswana				1,995
French Southern Terr				409
Namibia	15,419	82,860	58,810	72,211
South Africa	27,598,431	71,596,565	14,048,925	33,808,715
Swaziland	99,556	485,810	150,097	326,040
WESTERN AFRICA	4,703,585	18,188,789	3,406,855	6,812,233
Benin	867,939	2,070,784	406,783	457,056
Burkina Faso(Fr.Up.V	252,188	532,550		
Co,te d,Ivoire(Fr.Iv	2,463,300	6,723,859	1,107,187	1,402,780
Gambia	271	4,380	34,963	77,665
Ghana	39,940	90,726	52,820	79,629
Guinea	1,252	1,252	13,800	13,800
Mali		33,210	6,176	10,325
Mauritania		2,353		
Nigeria	705,281	7,660,580	1,762,581	4,723,594
Senegal	16,140	39,922	22,546	44,417
Sierra Leone	1,440	2,590		2,754
St. Helena				213
Togo	355,834	1,026,581		
EASTERN ASIA	366,698,707	1,017,512,799	235,404,975	623,659,214
China	304,170,154	839,864,706	189,884,562	511,125,417
Hong Kong S.A.Re.Chi	610,346	1,610,823	2,025,019	8,004,513
Japan	30,666,633	88,579,672	19,737,317	39,351,390
Korea D.P.Republic				8,216
Korea, Republic of	20,457,624	58,967,750	13,126,131	40,597,977
Macao.China	18,817	19,483		267
O.Asia(Tai.For.Pe.Ki	10,775,132	28,470,364	10,631,946	24,571,434
SOUTH-CENTRAL ASIA	33,310,013	82,140,768	25,278,255	59,428,065
Afghanistan	13,876,754	25,742,023	14,505,032	27,267,824
Bangladesh	1,018,375	3,003,593	586,489	1,813,468
Bhutan	9,664	12,277		518
India	5,578,447	22,084,348	3,609,445	10,750,218
Iran (Islamic R.)	11,132,661	26,136,576	5,483,922	15,948,338
Kazakstan	53,881	105,831	2,432	2,432
Kyrgyzstan/Kyrgyz R.		84	265	1,417
Maldives	8,613	18,120		
Nepal	43,051	98,378	34,715	133,049

Contd.

10.14 Imports by Areas and Countries / Territories

(In Thousand Rupees)

Territories/Countries	Sept., 2021	Cumulative From July,2021	Sept., 2020	Cumulative From July,2020
Sri Lanka	1,100,341	3,048,518	934,618	2,972,755
Tajikistan	12,099	24,833		55,337
Turkmenistan	155,267	523,958	17,154	55,491
Uzbekistan	320,859	1,342,231	104,184	427,220
SOUTH-EASTERN ASIA	130,329,250	369,934,977	88,595,128	220,302,782
Brunei Darussalam	10,157	10,162	519	2,953
Cambodia Fr.Kampuche	4,717	78,947	176,337	189,959
Indonesia	63,796,524	178,933,446	43,678,139	102,982,151
Lao People's D.R.	400	6,783	147	977
Malaysia	22,079,242	63,072,274	12,036,987	44,021,805
Myanmar	23,581	59,728	35,798	59,796
Philippines	914,506	3,147,506	778,073	2,132,113
Singapore	11,486,396	34,239,691	10,194,411	20,211,342
Thailand	24,990,941	71,725,199	13,509,405	31,431,769
Viet Nam	7,022,786	18,661,240	8,185,312	19,269,917
WESTERN ASIA	275,543,196	814,654,386	154,662,628	448,983,038
Armenia	358	358	5,280	5,344
Azerbaijan			27,685	31,746
Bahrain	2,787,029	11,791,319	812,266	1,937,242
Cyprus	33,713	150,713	47,448	99,121
Dubai		9,889,587		
Georgia	8,989	27,119	11,970	15,462
Iraq	5,040,839	8,059,899	11,493	1,140,871
Jordan	272,682	1,060,866	396,414	944,422
Kuwait	26,784,613	81,280,003	11,806,867	44,831,167
Lebanon	58,142	173,013	58,227	140,708
Oman	3,550,101	19,337,893	8,539,160	22,576,627
Qatar	39,125,735	106,725,560	17,316,688	59,992,181
Saudi Arabia	70,315,673	187,000,669	42,782,979	95,472,324
Syrian Arab Republic			18,844	22,425
Turkey	5,532,467	18,146,986	5,193,756	13,297,713
United Arab Emirates	121,478,443	369,265,223	67,430,731	207,976,498
Yemen	554,411	1,745,179	202,820	499,188
AUSTRALIA AND NEW ZEALAND	12,242,292	35,241,811	4,124,058	13,402,948
Australia	11,557,712	33,144,535	3,602,385	11,621,769
Christmas Islands		2		108
Cocos (Keeling) Is.	2	2		
Heard/Mac Donald Is.	1,547	1,547		
New Zealand	680,410	2,082,264	517,841	1,774,708
Norfolk Island	2,189	12,901	1,634	1,634
US.Minor Outlying Is	433	561	2,197	4,727
MELANESIA	291	16,426	614	997
Fiji	276	11,489	614	614
Solomon Islands	14	4,928		382
Vanuatu	2	10		1
MICRONESIA		1,069	1	1,536
Guam		1,069		
Kiribati				506
Micronesia,F.States			1	1
Palau(Fr.pacific Is)				1,029
POLYNESIA		1,821		27,633
American Samoa				27,633
Johnston Island		1,378		
Pitcairn		443		

10.15 Re-imports by Areas and Countries / Territories

(In Thousand Rupees)

Territories/Countries	Sept., 2021	Cumulative From July,2021	Sept., 2020	Cumulative From July,2020
G R A N D T O T A L S	***2,815,006***	***6,336,873***	***695,748***	***1,617,010***
CENTRAL AMERICA		1,598		
Mexico		1,598		
NORTH AMERICA	40,012	106,123	86,395	201,730
Canada	1,069	7,114	7,208	9,745
U.S.America	38,944	99,010	79,187	191,985
EASTERN EUROPE	3,940	13,976		1,937
Bulgaria				1,936
Poland	3,940	3,940		
Russian Federation		10,036		
NORTHERN EUROPE	28,408	81,191	30,577	59,066
Denmark	9,371	22,414		
Ireland	144	144		235
Sweden	409	409		
United Kingdom	18,483	58,224	30,577	58,831
SOUTHERN EUROPE	45,377	100,889	12,710	87,669
Italy	14,358	52,564	11,971	56,968
Portugal	581	581		
Slovenia		2,321		1,696
Spain	30,438	45,424	739	29,005
WESTERN EUROPE	2,243,892	2,289,562	64,229	132,653
Austria	3,157	3,157		73
Belgium	2,209,612	2,209,686	2,325	2,547
France	4,304	9,626	4,666	13,454
Germany	6,682	35,165	15,376	38,156
Netherlands	20,138	30,099	29,823	54,872
Switzerland		1,829	12,038	23,550
NORTHERN AFRICA	17	3,438		4,279
Egypt(U.A.R.)	17	17		
Morocco		3,422		4,279
SOUTHERN AFRICA	13,312	13,312	10,061	10,061
Swaziland	13,312	13,312	10,061	10,061
EASTERN ASIA	371,228	3,483,854	392,386	855,113
China	249,498	621,672	240,546	590,112
Hong Kong S.A.Re.Chi	25,542	45,205	13,920	36,389
Japan	21,809	61,622	93,817	122,105
Korea D.P.Republic				3,731
Korea, Republic of	18,994	2,594,989	19,845	30,154
O.Asia(Tai.For.Pe.Ki	55,384	160,366	24,258	72,623
SOUTH-CENTRAL ASIA	17,321	29,707	13,146	27,651
Bangladesh	13,975	20,023	2,332	5,400
Sri Lanka	3,346	9,684	10,814	22,251
SOUTH-EASTERN ASIA	27,933	128,734	60,784	185,730
Indonesia	6,144	43,467	18,958	101,787
Malaysia	5,774	15,583	16,935	21,307
Singapore	5,244	25,523	415	1,386
Thailand	3,954	11,506	4,978	17,427
Viet Nam	6,817	32,656	19,498	43,824
WESTERN ASIA	23,565	81,116	25,459	51,121
Bahrain				8
Saudi Arabia	5,711	11,123	11,432	14,277
Turkey	2,480	26,862	5,161	6,079
United Arab Emirates	15,374	43,130	8,866	30,756
AUSTRALIA AND NEW ZEALAND		3,370		
Australia		1,118		
New Zealand		2,253		

10.16 Annual and Quarterly Terms of Trade and Unit Value Indices of Exports and Imports (1990-91=100)

Year/ Quarter		Terms of Trade	Unit Value Indices of Exports	Unit Value Indices of Imports
2016-17		58.64	703.39	1,199.54
2017-18		58.31	735.50	1,261.25
2018-19		59.21	794.77	1,342.30
2019-20		61.43	841.44	1,369.71
2020-21		62.26	903.14	1,450.51
2016-17	Jul-Sep	58.67	697.00	1,188.06
	Oct-Dec	59.05	703.81	1,191.83
	Jan-Mar	58.47	703.47	1,203.03
	Apr-Jun	58.37	709.28	1,215.22
2017-18	Jul-Sep	58.76	707.53	1204.15
	Oct-Dec	59.16	715.14	1208.87
	Jan-Mar	58.42	751.52	1286.34
	Apr-Jun	57.06	767.80	1345.64
2018-19	Jul-Sep	57.67	755.16	1309.39
	Oct-Dec	59.63	795.77	1334.50
	Jan-Mar	60.82	807.94	1328.50
	Apr-Jun	58.72	820.19	1396.81
2019-20	Jul-Sep	60.55	830.09	1,370.92
	Oct-Dec	61.66	855.28	1,387.10
	Jan-Mar	62.10	849.77	1,368.44
	Apr-Jun	61.42	830.61	1,352.37
2020-21	Jul-Sep	64.34	886.91	1,378.39
	Oct-Dec	65.05	914.85	1,406.44
	Jan-Mar	61.77	908.87	1,471.46
	Apr-Jun	58.35	901.92	1,545.75

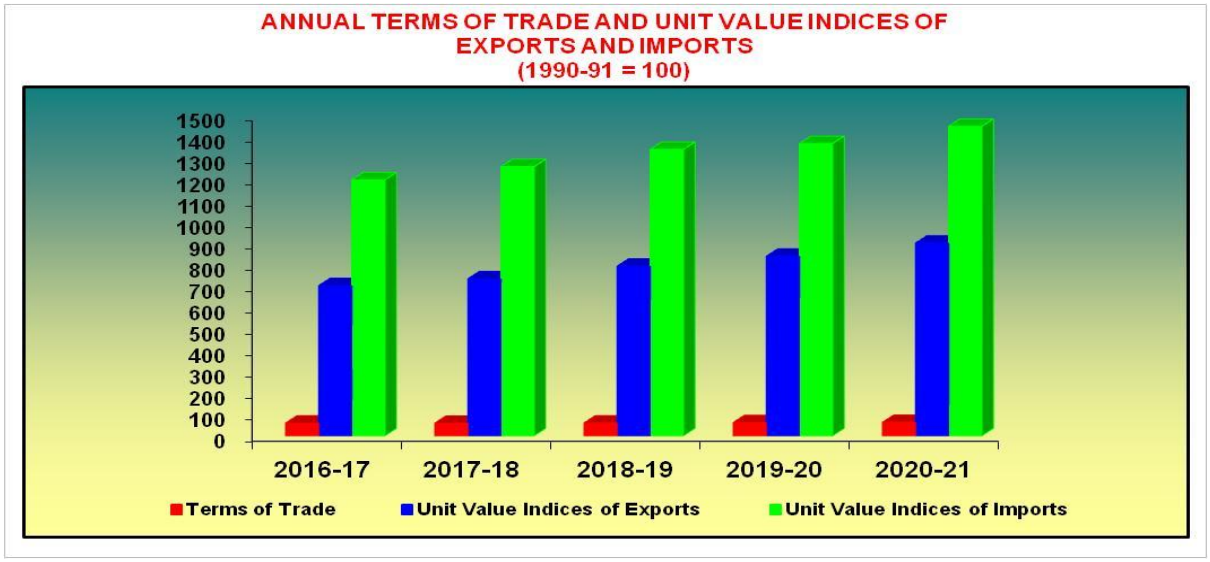

10.17 Index Numbers of Unit Values of Exports by Groups (1990-91=100)

Year /Quarter		All Groups	Food & Live Animals	Beverages & Tobacco	Crude Materials Inedible Except Fuels	Mineral Fuels & Lubricants	Chemicals	Manufactured Goods	Machinery & Transport Equipment	Misc. Manufactured Articles
2016-17		703.39	912.62	1240.70	894.27	1136.42	1029.70	595.74	1740.35	799.30
2017-18		735.50	1134.29	1061.25	1043.30	1485.92	1054.28	580.96	1838.42	820.87
2018-19		794.77	1229.51	860.48	1119.52	2016.59	1129.18	616.90	1466.32	887.27
2019-20		841.44	1280.54	830.28	1327.78	1894.55	1252.79	647.03	1129.99	982.56
2020-21		903.14	1355.88	776.77	1210.79	1624.56	1256.13	669.74	1393.65	1185.14
2016-17	Jul-Sep	697.00	972.71	1239.28	909.02	1069.37	993.34	590.69	1780.89	762.86
	Oct-Dec	703.81	928.54	1223.96	880.70	1080.33	1032.44	597.47	1719.51	794.66
	Jan-Mar	703.47	869.54	1211.78	876.35	1228.96	1025.79	599.28	1724.91	802.38
	Apr-Jun	709.28	879.70	1287.78	910.99	1167.02	1067.24	595.50	1736.07	837.29
2017-18	Jul-Sep	707.53	983.63	1157.74	928.64	1144.95	1062.88	577.94	1718.62	821.49
	Oct-Dec	715.14	985.76	1104.99	1001.63	1400.72	1023.88	578.22	1711.85	821.12
	Jan-Mar	751.52	1249.74	1006.31	1110.20	1613.21	1062.85	585.10	1972.26	809.21
	Apr-Jun	767.80	1318.04	975.95	1132.73	1784.79	1067.51	582.59	1950.95	831.64
2018-19	Jul-Sep	755.16	1153.35	959.54	1109.62	2063.32	1110.95	586.37	1461.01	830.31
	Oct-Dec	795.77	1257.44	848.99	1024.09	2082.45	1146.10	620.96	1381.52	873.19
	Jan-Mar	807.94	1242.14	819.37	1167.73	1842.06	1095.42	629.44	1456.97	915.65
	Apr-Jun	820.19	1265.12	814.02	1176.63	2078.54	1164.26	630.83	1565.78	929.93
2019-20	Jul-Sep	830.09	1290.83	826.50	1254.22	2083.03	1248.71	637.63	1473.59	917.28
	Oct-Dec	855.28	1308.96	850.91	1351.83	2080.91	1361.55	649.42	780.48	1005.87
	Jan-Mar	849.77	1281.48	831.50	1341.94	2005.66	1096.27	663.40	1213.88	968.32
	Apr-Jun	830.61	1240.90	812.22	1363.11	1408.59	1304.64	637.66	1052.02	1038.75
2020-21	Jul-Sep	886.91	1306.56	865.55	1328.39	1503.23	1442.83	665.48	1429.66	1148.70
	Oct-Dec	914.85	1381.79	859.36	1250.31	1565.81	1490.11	672.73	1337.17	1214.59
	Jan-Mar	908.87	1379.42	628.77	1125.23	1600.29	1040.51	673.45	1414.88	1210.42
	Apr-Jun	901.92	1355.75	753.40	1139.24	1828.92	1051.05	667.31	1392.89	1166.85

10.18 Index Numbers of Unit Values of Imports by Groups (1990-91=100)

Year/Quarter		All groups	Food and Live animals	Beverages & Tobacco	Crude materials nedible except fuels	Mineral fuels & Lubricants	Animal or Veg. oils & Fats	Chemicals	Manufac-tured goods	Machinery & Transport equipment	Misc. manuf-actured articles
2016-17		1,199.54	839.73	1,757.42	1,027.69	811.76	1,086.72	1,264.82	924.51	1,878.69	2,445.41
2017-18		1,261.25	943.23	1,656.22	1,020.56	1,030.32	1,010.73	1,264.05	939.97	1,913.85	2,652.61
2018-19		1,342.30	908.93	1,325.61	1,102.13	1,564.46	995.35	1,335.10	1,110.15	1,458.64	2,186.14
2019-20		1,369.71	######	1,287.99	1,228.58	1,411.00	1,133.53	1,455.62	1,289.64	1,387.32	2,019.53
2020-21		1450.51	1179.43	1488.28	1284.58	1259.52	1451.50	1426.78	1333.21	1895.14	1898.64
2016-17	Jul-Sep	1,188.06	816.59	1,708.34	1,025.79	778.82	1,026.36	1,251.62	925.94	1,888.38	2,512.37
	Oct-Dec	1,191.83	833.16	1,782.93	1,030.30	738.98	1,164.61	1,309.73	976.44	1,863.34	2,643.91
	Jan-Mar	1,203.03	838.92	1,794.93	1,003.50	863.49	1,080.97	1,269.88	878.71	1,864.85	2,327.08
	Apr-Jun	1,215.22	870.25	1,743.47	1,051.17	865.73	1,074.94	1,228.04	916.94	1,898.20	2,298.27
2017-18	Jul-Sep	1204.15	942.64	1738.68	1054.78	811.87	1032.09	1289.49	873.98	1944.40	2505.71
	Oct-Dec	1208.87	946.81	1715.21	971.90	924.12	1036.51	1210.02	868.99	1891.17	2672.14
	Jan-Mar	1286.34	970.36	1665.73	978.48	1121.57	974.20	1275.04	952.16	1907.81	2704.75
	Apr-Jun	1345.64	913.10	1505.24	1077.07	1263.70	1000.12	1281.66	1064.75	1912.03	2727.83
2018-19	Jul-Sep	1309.39	826.75	1643.09	1087.66	1487.85	1032.99	1272.16	1011.90	1570.33	2054.76
	Oct-Dec	1334.50	845.71	860.74	1088.60	1594.79	1029.84	1333.91	1110.55	1408.58	2088.00
	Jan-Mar	1328.50	920.98	1378.04	1087.30	1541.60	908.17	1356.71	1136.77	1418.63	2293.25
	Apr-Jun	1396.81	1042.27	1420.56	1144.96	1633.60	1010.39	1377.62	1181.39	1437.02	2308.56
2019-20	Jul-Sep	1370.92	1097.89	1341.74	1177.12	1581.48	1068.85	1388.11	1267.68	1283.96	2147.72
	Oct-Dec	1387.10	1166.43	1361.24	1268.66	1537.85	1088.87	1426.77	1305.80	1342.22	2024.27
	Jan-Mar	1368.44	1205.84	1234.33	1136.54	1616.92	1106.95	1496.57	1324.46	1115.70	1760.77
	Apr-Jun	1352.37	1218.55	1214.63	1332.00	907.75	1269.46	1511.03	1260.63	1807.38	2145.34
2020-21	Jul-Sep	1378.39	1188.98	1671.42	1223.38	1101.44	1271.66	1468.84	1318.80	1798.97	2161.23
	Oct-Dec	1406.44	1203.80	1527.15	1255.55	1111.16	1413.34	1426.17	1341.00	1926.42	1951.15
	Jan-Mar	1471.46	1232.86	1390.05	1312.83	1317.20	1546.53	1383.16	1345.74	1917.62	1953.05
	Apr-Jun	1545.75	1092.09	1364.48	1346.57	1508.27	1574.47	1428.93	1327.29	1937.56	1893.12

10.19 Index Numbers of Quantum of Exports by Groups (1990-91=100)

Year/Quarter		All groups	Food and Live animals	Beverages & Tobacco	Crude materials inedible except fuels	Mineral fuels & Lubricants	Chemicals	Manufac-tured goods	Machinery & Transport equipment	Misc. manufactured articles
2016-17		205.99	250.96	153.01	214.11	51.33	477.37	186.39	3,911.82	236.30
2017-18		220.55	265.35	365.63	232.04	80.27	404.57	198.35	2,394.26	258.08
2018-19		248.38	265.65	439.61	239.38	100.90	586.22	205.60	2,636.51	349.13
2019-20		233.82	288.41	460.39	196.74	96.93	690.96	193.17	2,920.74	316.19
2020-21		247.77	264.13	568.19	224.05	62.21	1,052.14	221.60	5,602.16	305.66
2016-17	Jul-Sep	189.72	161.56	101.01	178.53	29.85	560.84	185.85	5,242.08	217.09
	Oct-Dec	204.38	230.40	60.64	229.57	66.56	535.91	190.00	3,267.99	228.32
	Jan-Mar	222.94	344.66	375.12	230.59	60.11	330.08	185.81	1,406.28	261.12
	Apr-Jun	206.92	267.23	75.27	217.73	48.78	482.64	183.89	5,730.94	238.65
2017-18	Jul-Sep	208.83	195.97	70.63	253.13	81.81	474.05	196.73	4,311.95	242.12
	Oct-Dec	217.24	261.12	1,141.54	265.85	65.50	381.88	197.94	392.41	243.71
	Jan-Mar	225.06	330.85	119.06	215.19	98.96	335.44	192.78	3,812.76	261.95
	Apr-Jun	231.06	273.44	131.29	194.00	74.82	426.90	205.95	1,059.91	284.53
2018-19	Jul-Sep	219.21	187.88	49.61	165.34	106.39	442.32	203.44	3,719.04	282.43
	Oct-Dec	247.15	265.90	1,220.69	256.43	93.03	771.10	207.38	777.27	334.28
	Jan-Mar	260.91	323.55	73.18	233.70	91.25	598.68	210.11	1,454.36	363.55
	Apr-Jun	266.25	285.28	414.94	302.04	112.92	532.79	201.46	4,595.35	416.24
2019-20	Jul-Sep	264.47	261.50	176.41	220.29	72.83	550.75	226.17	663.60	373.49
	Oct-Dec	261.60	302.39	365.81	224.07	119.04	607.84	217.92	805.29	363.49
	Jan-Mar	246.46	298.90	824.02	173.59	79.63	853.26	198.85	5,633.73	351.03
	Apr-Jun	162.73	290.85	475.30	168.99	116.23	752.00	129.73	4,580.32	176.73
2020-21	Jul-Sep	213.51	214.98	433.04	196.64	85.86	865.27	190.77	1,262.93	269.77
	Oct-Dec	253.50	290.68	1,049.16	233.93	69.21	804.88	222.03	3,464.29	319.66
	Jan-Mar	271.76	301.19	434.09	256.34	34.93	1,322.31	246.31	9,494.53	320.65
	Apr-Jun	252.29	249.66	356.48	209.30	58.83	1,216.09	227.30	8,186.90	312.56

* : Provisional

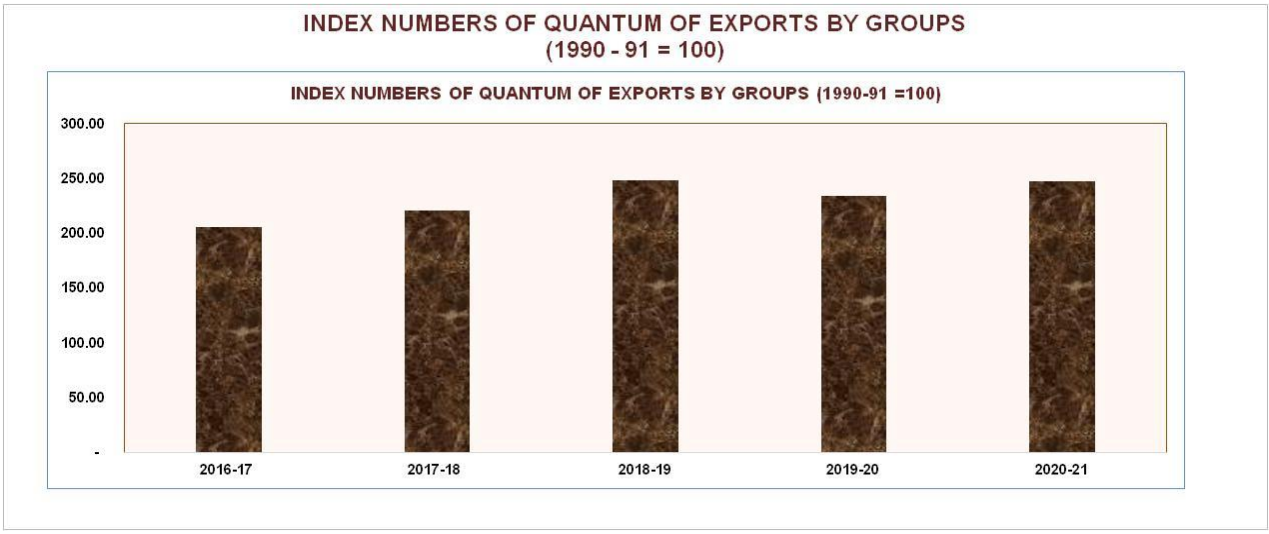

10.20 Index Numbers of Quantum of Imports by Groups (1990-91=100)

Year/Quarter		All groups	Food and Live animals	Beverages & Tobacco	Crude materials inedible except fuels	Mineral fuels & Lubricants	Animal or Veg. oils & Fats	Chemicals	Manufac-tured goods	Machinery & Transport equipment	Misc. manufactured articles
2016-17		372.05	270.02	331.01	674.28	216.36	208.63	287.86	369.12	655.19	389.38
2017-18		415.76	213.34	326.87	828.29	212.55	233.56	333.01	374.78	821.58	553.03
2018-19		381.96	260.63	513.65	796.42	173.12	236.21	358.27	319.70	708.22	447.43
2019-20		308.99	348.02	542.41	836.24	147.27	244.27	332.64	254.08	400.60	284.61
2020-21		441.04	361.83	425.97	1,134.89	181.63	316.54	447.69	306.51	739.58	471.63
2016-17	Jul-Sep	324.26	222.22	243.38	417.44	204.18	192.07	272.18	374.67	545.17	392.47
	Oct-Dec	352.36	286.10	379.05	576.31	213.16	204.04	300.94	367.29	589.25	403.18
	Jan-Mar	414.50	312.94	243.74	878.87	201.43	217.82	275.54	350.76	818.18	415.75
	Apr-Jun	397.06	258.83	457.87	824.50	246.65	220.58	302.79	383.76	668.15	346.10
2017-18	Jul-Sep	365.92	224.57	320.56	530.50	207.04	242.68	312.75	376.46	680.17	442.11
	Oct-Dec	372.07	218.61	238.51	598.41	232.48	232.29	341.87	334.21	652.45	505.88
	Jan-Mar	402.37	220.53	330.98	1,051.77	192.19	227.20	324.37	364.80	726.09	602.77
	Apr-Jun	522.69	189.66	417.42	1,132.47	218.48	232.05	353.04	423.65	1,227.62	661.35
2018-19	Jul-Sep	369.94	252.15	385.19	530.15	172.48	236.82	356.87	312.57	738.08	395.82
	Oct-Dec	400.29	251.91	718.44	596.10	185.18	231.46	386.79	298.05	844.33	462.74
	Jan-Mar	373.20	224.36	600.79	951.20	154.29	238.26	327.49	346.13	682.37	386.94
	Apr-Jun	384.39	314.10	350.16	1,108.22	180.51	238.31	361.93	322.03	568.11	544.22
2019-20	Jul-Sep	298.28	325.20	354.04	525.04	146.76	237.52	311.68	243.18	472.30	290.70
	Oct-Dec	332.85	381.03	1,102.86	595.96	179.14	243.41	391.20	279.35	466.14	246.32
	Jan-Mar	313.75	264.76	278.03	1,373.32	123.78	283.92	311.21	265.10	338.82	304.86
	Apr-Jun	291.06	421.07	434.70	850.65	139.38	212.24	316.47	228.69	325.14	296.55
2020-21	Jul-Sep	359.81	318.23	93.60	882.13	191.17	312.29	418.28	290.79	465.08	271.61
	Oct-Dec	382.84	473.36	173.23	1,136.60	170.98	203.96	456.37	347.57	452.45	393.05
	Jan-Mar	482.54	266.28	871.18	1,366.64	163.69	447.05	442.77	312.20	914.51	465.13
	Apr-Jun	538.96	389.44	565.86	1,154.20	200.66	302.87	473.34	275.48	1,126.28	756.71

*** : Provisional**

Note: Trade Indices of Imports and Terms of Trade From Jul-Sep, 2014 to Apr-Jun, 2017 has been revised.

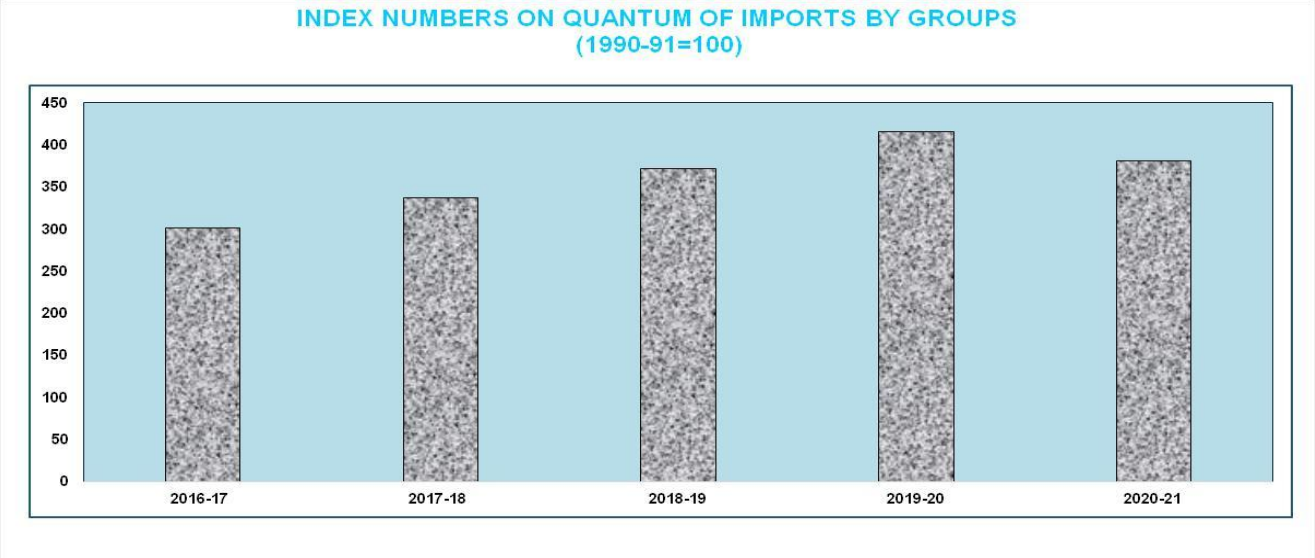

10.21 Trade in Services (Summary)
September, 2021

Rs. In Million
Dollars in Thousands

Description	*September, 2021		** August, 2021		% Change in September, 2021 over August, 2021	
	Rs	$	Rs	$	Rs	$
Export of Services (TOTAL)	92,583.63	550,907.00	89,288.31	544,110.00	3.69	1.25
1.Manufacturing services on physical inputs owned by others	0.00	0.00	0.00	0.00	0.00	0.00
2.Maintenance and repair services n.i.e.	3.36	20.00	167.38	1,020.00	-97.99	-98.04
3. Transport	7,560.70	44,989.00	7,386.13	45,010.00	2.36	-0.05
4. Travel	7,395.00	44,003.00	8,697.94	53,004.00	-14.98	-16.98
5.Construction services	2,178.02	12,960.00	3,114.61	18,980.00	-30.07	-31.72
6. Insurance and Pension services	672.90	4,004.00	493.61	3,008.00	36.32	33.11
7. Financial services	668.87	3,980.00	1,317.72	8,030.00	-49.24	-50.44
8. Charges for the use of intellectual services	166.38	990.00	165.08	1,006.00	0.78	-1.59
9. Telecommunication, Computer and information services	36,133.88	215,010.00	36,759.00	224,004.00	-1.70	-4.02
10. Other business services	21,843.34	129,976.00	22,151.50	134,988.00	-1.39	-3.71
11. Personal, cultural, and recreational services	164.70	980.00	172.30	1,050.00	-4.42	-6.67
12. Government services, n.i.e.	15,796.49	93,995.00	8,863.03	54,010.00	78.23	74.03
Import of Services (TOTAL)	112,276.19	668,085.00	144,420.24	880,076.00	-22.26	-24.09
1.Manufacturing services on physical inputs owned by others	0.00	0.00	0.00	0.00	0.00	0.00
2.Maintenance and repair services n.i.e.	673.91	4,010.00	658.04	4,010.00	2.41	0.00
3. Transport	52,099.77	310,013.00	50,540.42	307,986.00	3.09	0.66
4. Travel	15,795.48	93,989.00	14,769.47	90,003.00	6.95	4.43
5.Construction services	169.74	1,010.00	2.46	15.00	6795.70	6633.33
6. Insurance and Pension services	4,536.36	26,993.00	4,266.76	26,001.00	6.32	3.82
7. Financial services	3,698.93	22,010.00	1,644.28	10,020.00	124.96	119.66
8. Charges for the use of intellectual services	1,177.24	7,005.00	5,581.20	34,011.00	-78.91	-79.40
9. Telecommunication, Computer and information services	7,564.23	45,010.00	9,355.33	57,010.00	-19.15	-21.05
10. Other business services	21,008.77	125,010.00	49,884.68	303,990.00	-57.89	-58.88
11. Personal, cultural, and recreational services	6.72	40.00	3.28	20.00	104.82	100.00
12. Government services, n.i.e.	5,545.03	32,995.00	7,714.33	47,010.00	-28.12	-29.81

Description	* July - September 2021		July - September 2020		% Change in July - September, 2021 over July - September , 2020	
	Rs	$	Rs	$	Rs	$
Export of Services (TOTAL)	257,687.94	1,572,041.00	212,799.55	1,275,973.00	21.09	23.20
1.Manufacturing services on physical inputs owned by others	0.00	0.00	0.00	0.00	0.00	0.00
2.Maintenance and repair services n.i.e.	175.39	1,070.00	14.18	85.00	1137.27	1158.82
3. Transport	19,339.04	117,979.00	26,505.45	158,930.00	-27.04	-25.77
4. Travel	23,111.64	140,994.00	13,692.17	82,100.00	68.79	71.73
5.Construction services	5,888.97	35,926.00	5,008.23	30,030.00	17.59	19.63
6. Insurance and Pension services	1,641.49	10,014.00	1,333.36	7,995.00	23.11	25.25
7. Financial services	3,119.39	19,030.00	2,329.84	13,970.00	33.89	36.22
8. Charges for the use of intellectual services	658.30	4,016.00	488.65	2,930.00	34.72	37.06
9. Telecommunication, Computer and information services	104,090.43	635,010.00	74,227.92	445,080.00	40.23	42.67
10. Other business services	64,579.14	393,969.00	50,678.22	303,873.00	27.43	29.65
11. Personal, cultural, and recreational services	497.17	3,033.00	335.22	2,010.00	48.31	50.90
12. Government services, n.i.e.	34,586.98	211,000.00	38,186.32	228,970.00	-9.43	-7.85
Import of Services (TOTAL)	375,252.04	2,289,248.00	301,708.45	1,809,082.00	24.38	26.54
1.Manufacturing services on physical inputs owned by others	0.00	0.00	0.00	0.00	0.00	0.00
2.Maintenance and repair services n.i.e.	2,463.71	15,030.00	2,509.95	15,050.00	-1.84	-0.13
3. Transport	149,986.70	915,003.00	92,383.31	553,942.00	62.35	65.18
4. Travel	41,469.46	252,987.00	30,017.71	179,990.00	38.15	40.56
5.Construction services	4,757.60	29,024.00	1.67	10.00	285171.42	290140.00
6. Insurance and Pension services	11,965.78	72,998.00	7,836.73	46,990.00	52.69	55.35
7. Financial services	7,548.49	46,050.00	5,013.24	30,060.00	50.57	53.19
8. Charges for the use of intellectual services	11,639.26	71,006.00	6,180.66	37,060.00	88.32	91.60
9. Telecommunication, Computer and information services	22,459.41	137,015.00	23,004.85	137,940.00	-2.37	-0.67
10. Other business services	105,071.65	640,996.00	125,409.30	751,970.00	-16.22	-14.76
11. Personal, cultural, and recreational services	22.95	140.00	16.68	100.00	37.60	40.00
12. Government services, n.i.e.	17,867.05	108,999.00	9,334.36	55,970.00	91.41	94.75

* Provisional figures based on figures provided by the State Bank of Pakistan. ** Revised by SBP

Note:- SBP has swiched over from BPM-5 to BPM 6th addition from July, 2014.

Dollar value converted into Rupees on the basis of monthly Banks' Floating Average exchange rate provided by SBP.

September , 2021 (1$=Rs. 168.056740), August, 2021 (1$=164.099741) and September, 2020 (1$=Rs. 165.854091) respectively.

10.22 Export of Services by Sectors (Detail)
(Monthly)

Rs. in Millions
Dollars in Thousands

Description	* September, 2021		**August, 2021		September, 2020		% Change in September,2021 over			
							August, 2021		September,2020	
	Rs	$	Rs	$	Rs	$	Rs	$	Rs	$
Services	92,583.63	550,907.00	89,288.31	544,110.00	78,952.52	476,036.00	3.69	1.25	17.26	15.73
1.Manufacturing services on physical inputs owned by others	0.00	0.00	0.00	0.00	0.00	0.00	0.00	0.00	0.00	0.00
1.1 Goods for processing in reporting economy	0.00	0.00	0.00	0.00	0.00	0.00	0.00	0.00	0.00	0.00
1.2 Goods for processing abroad	0.00	0.00	0.00	0.00	0.00	0.00	0.00	0.00	0.00	0.00
2.Maintenance and repair services n.i.e.	3.36	20.00	167.38	1,020.00	4.15	25.00	-97.99	-98.04	-18.94	-20.00
3. Transport	7,560.70	44,989.00	7,386.13	45,010.00	8,786.95	52,980.00	2.36	-0.05	-13.96	-15.08
3.1 Sea transport	1,993.15	11,860.00	1,877.30	11,440.00	942.05	5,680.00	6.17	3.67	111.58	108.80
3.1.1 Passenger	0.00	0.00	0.00	0.00	0.00	0.00	0.00	0.00	0.00	0.00
3.1.2 Freight	361.32	2,150.00	347.89	2,120.00	733.08	4,420.00	3.86	1.42	-50.71	-51.36
3.1.3 Other	1,631.83	9,710.00	1,529.41	9,320.00	208.98	1,260.00	6.70	4.18	680.87	670.63
3.2 Air transport	5,337.31	31,759.00	5,321.75	32,430.00	7,347.34	44,300.00	0.29	-2.07	-27.36	-28.31
3.1.1 Passenger	3,856.90	22,950.00	3,746.40	22,830.00	4,954.06	29,870.00	2.95	0.53	-22.15	-23.17
3.1.2 Freight	331.07	1,970.00	331.48	2,020.00	431.22	2,600.00	-0.12	-2.48	-23.22	-24.23
3.1.3 Other	1,149.34	6,839.00	1,243.88	7,580.00	1,962.05	11,830.00	-7.60	-9.78	-41.42	-42.19
3.3 Road transport	164.70	980.00	59.08	360.00	213.95	1,290.00	178.79	172.22	-23.02	-24.03
3.3.1 Passenger	0.00	0.00	0.00	0.00	0.00	0.00	0.00	0.00	0.00	0.00
3.3.2 Freight	30.25	180.00	27.90	170.00	126.05	760.00	8.44	5.88	-76.00	-76.32
3.3.3 Other	134.45	800.00	31.18	190.00	87.90	530.00	331.21	321.05	52.95	50.94
3.4 Rail transport	0.00	0.00	0.00	0.00	0.00	0.00	0.00	0.00	0.00	0.00
3.4.1 Passenger	0.00	0.00	0.00	0.00	0.00	0.00	0.00	0.00	0.00	0.00
3.4.2 Freight	0.00	0.00	0.00	0.00	0.00	0.00	0.00	0.00	0.00	0.00
3.4.3 Other	0.00	0.00	0.00	0.00	0.00	0.00	0.00	0.00	0.00	0.00
3.5 Postal and courier services	65.54	390.00	128.00	780.00	283.61	1,710.00	-48.79	-50.00	-76.89	-77.19
3.6 Electricity transmission	0.00	0.00	0.00	0.00	0.00	0.00	0.00	0.00	0.00	0.00
3.7 Other supporting and auxiliary transport service	0.00	0.00	0.00	0.00	0.00	0.00	0.00	0.00	0.00	0.00
4. Travel	7,395.00	44,003.00	8,697.94	53,004.00	5,481.48	33,050.00	-14.98	-16.98	34.91	33.14
4.1 Business	26.89	160.00	22.97	140.00	8.29	50.00	17.04	14.29	224.25	220.00
4.1.1 Acquisition of goods and services by border, seasonal, and other short-term workers	0.00	0.00	0.00	0.00	0.00	0.00	0.00	0.00	0.00	0.00
4.1.2 Other	26.89	160.00	22.97	140.00	8.29	50.00	17.04	14.29	224.25	220.00
4.2 Personal	7,368.11	43,843.00	8,674.97	52,864.00	5,473.19	33,000.00	-15.06	-17.06	34.62	32.86
4.2.1 Health-related expenditure	110.92	660.00	41.02	250.00	24.88	150.00	170.37	164.00	345.84	340.00
4.2.2 Education-related expenditure	178.14	1,060.00	123.07	750.00	71.32	430.00	44.74	41.33	149.79	146.51
4.2.3 Other	7,079.05	42,123.00	8,510.87	51,864.00	5,376.99	32,420.00	-16.82	-18.78	31.65	29.93
4.2.3.1 Religious travel	0.00	0.00	0.49	3.00	0.50	3.00	-100.00	-100.00	-100.00	-100.00
4.2.3.2 Other	7,079.05	42,123.00	8,510.38	51,861.00	5,376.49	32,417.00	-16.82	-18.78	31.67	29.94
5.Construction services	2,178.02	12,960.00	3,114.61	18,980.00	1,165.95	7,030.00	-30.07	-31.72	86.80	84.35
5.1 Construction abroad	2,178.02	12,960.00	3,114.61	18,980.00	1,165.95	7,030.00	-30.07	-31.72	86.80	84.35
5.2 Construction in the compiling economy	0.00	0.00	0.00	0.00	0.00	0.00	0.00	0.00	0.00	0.00
6. Insurance and Pension services	672.90	4,004.00	493.61	3,008.00	325.24	1,961.00	36.32	33.11	106.89	104.18
6.1 Direct Insurance	363.00	2,160.00	173.95	1,060.00	243.81	1,470.00	108.69	103.77	48.89	46.94
6.1.1 Life insurance	28.57	170.00	34.46	210.00	6.63	40.00	-17.10	-19.05	330.64	325.00
6.1.2 Freight insurance	0.00	0.00	0.00	0.00	0.00	0.00	0.00	0.00	0.00	0.00
6.1.3 Other direct insurance	334.43	1,990.00	139.48	850.00	237.17	1,430.00	139.76	134.12	41.01	39.16
6.2 Reinsurance	68.90	410.00	243.85	1,486.00	0.00	0.00	100.00	100.00	0.00	0.00
6.3 Auxiliary insurance services	240.99	1,434.00	75.81	462.00	81.43	491.00	217.87	210.39	195.94	192.06
6.4 Pension and standardized guarantee services	0.00	0.00	0.00	0.00	0.00	0.00	0.00	0.00	0.00	0.00

Contd.

10.22 Export of Services by Sectors (Detail)
(Monthly)

Rs. in Millions
Dollars in Thousands

Description	* September, 2021		**August, 2021		September, 2020		% Change in September,2021 over			
							August, 2021		September,2020	
	Rs	$	Rs	$	Rs	$	Rs	$	Rs	$
7. Financial services	668.87	3,980.00	1,317.72	8,030.00	990.15	5,970.00	-49.24	-50.44	-32.45	-33.33
7.1 Explicitly charged and other financial services	668.87	3,980.00	1,317.72	8,030.00	990.15	5,970.00	-49.24	-50.44	-32.45	-33.33
7.2 Financial intermediation service charges indirectly measured (FISIM)	0.00	0.00	0.00	0.00	0.00	0.00	0.00	0.00	0.00	0.00
8. Charges for the use of intellectual services	166.38	990.00	165.08	1,006.00	162.54	980.00	0.78	-1.59	2.36	1.02
9. Telecommunication, Computer and information services	36,133.88	215,010.00	36,759.00	224,004.00	26,213.24	158,050.00	-1.70	-4.02	37.85	36.04
9.1 Telecommunications services	6,118.95	36,410.00	10,033.06	61,140.00	5,401.87	32,570.00	-39.01	-40.45	13.27	11.79
9.1.1 Call centres	2,851.59	16,968.00	2,478.56	15,104.00	1,966.86	11,859.00	15.05	12.34	44.98	43.08
9.1.2 Telecommunication services	3,267.36	19,442.00	7,554.50	46,036.00	3,435.00	20,711.00	-56.75	-57.77	-4.88	-6.13
9.2 Computer services	29,959.48	178,270.00	26,611.07	162,164.00	20,764.93	125,200.00	12.58	9.93	44.28	42.39
9.2.1 Hardware consultancy services	54.11	322.00	48.57	296.00	10.12	61.00	11.41	8.78	434.88	427.87
9.2.2 Software consultancy services	10,571.61	62,905.00	9,798.56	59,711.00	7,107.35	42,853.00	7.89	5.35	48.74	46.79
9.2.3 Maintenance & repairs of computer	25.71	153.00	4.92	30.00	12.27	74.00	422.30	410.00	109.50	106.76
9.2.4 Export / Import of Computer Software	8,596.10	51,150.00	6,319.97	38,513.00	5,069.00	30,563.00	36.01	32.81	69.58	67.36
9.2.5 Other Computer services	10,711.94	63,740.00	10,439.04	63,614.00	8,566.20	51,649.00	2.61	0.20	25.05	23.41
9.3 Information services	55.46	330.00	114.87	700.00	46.44	280.00	-51.72	-52.86	19.42	17.86
9.3.1 News agency services	34.45	205.00	89.93	548.00	29.52	178.00	-61.69	-62.59	16.70	15.17
9.3.2 Other information services	21.01	125.00	24.94	152.00	16.92	102.00	-15.78	-17.76	24.18	22.55
10. Other business services	21,843.34	129,976.00	22,151.50	134,988.00	17,577.22	105,980.00	-1.39	-3.71	24.27	22.64
10.1 Research and development services	334.43	1,990.00	256.00	1,560.00	285.27	1,720.00	30.64	27.56	17.23	15.70
10.2 Professional and management consulting services	5,834.93	34,720.00	5,133.04	31,280.00	4,564.30	27,520.00	13.67	11.00	27.84	26.16
10.2.1 Legal, accounting, management consulting, and public relations	3,835.05	22,820.00	3,152.36	19,210.00	2,532.59	15,270.00	21.66	18.79	51.43	49.44
10.2.1.1 Legal services	331.07	1,970.00	265.84	1,620.00	154.24	930.00	24.54	21.60	114.64	111.83
10.2.1.2 Accounting, auditing, bookkeeping, and tax consulting services	635.25	3,780.00	643.27	3,920.00	519.12	3,130.00	-1.25	-3.57	22.37	20.77
10.2.1.3 Business and management consulting and public relations services	2,868.73	17,070.00	2,243.24	13,670.00	1,859.22	11,210.00	27.88	24.87	54.30	52.27
10.2.2 Advertising, market research, and public opinion polling	1,999.88	11,900.00	1,980.68	12,070.00	2,031.71	12,250.00	0.97	-1.41	-1.57	-2.86
10.3 Technical, trade-related and other business services	15,673.98	93,266.00	16,762.46	102,148.00	12,727.64	76,740.00	-6.49	-8.70	23.15	21.54
10.3.1 Architectural, engineering, scientific and other technical services	2,257.00	13,430.00	2,646.93	16,130.00	1,535.81	9,260.00	-14.73	-16.74	46.96	45.03
10.3.2 Waste treatment and de-pollution, agricultural and mining services	1.68	10.00	19.69	120.00	1.66	10.00	-91.47	-91.67	1.33	0.00
10.3.3 Operating leasing services	0.00	0.00	0.00	0.00	0.00	0.00	0.00	0.00	0.00	0.00
10.3.4 Trade-related services	111.93	666.00	552.20	3,365.00	9.62	58.00	-79.73	-80.21	1063.53	1048.28
10.3.5 Other business services n.i.e.	13,303.37	79,160.00	13,543.64	82,533.00	11,180.56	67,412.00	-1.77	-4.09	18.99	17.43
11. Personal, cultural, and recreational services	164.70	980.00	172.30	1,050.00	162.54	980.00	-4.42	-6.67	1.33	0.00
11.1 Audiovisual and related services	131.08	780.00	105.02	640.00	76.29	460.00	24.81	21.88	71.82	69.57
11.1.1 Audiovisual services	131.08	780.00	105.02	640.00	43.62	263.00	24.81	21.88	200.52	196.58
11.1.2 Artistic related services	0.00	0.00	0.00	0.00	32.67	197.00	0.00	0.00	-100.00	-100.00
11.2 Other personal, cultural, and recreational services	33.61	200.00	67.28	410.00	86.24	520.00	-50.04	-51.22	-61.03	-61.54
12. Government services, n.i.e.	15,796.49	93,995.00	8,863.03	54,010.00	18,083.07	109,030.00	78.23	74.03	-12.64	-13.79
12.1 Embassies and consulates	2,263.72	13,470.00	2,049.61	12,490.00	3,396.69	20,480.00	10.45	7.85	-33.36	-34.23
12.2 Military units and agencies	5,685.36	33,830.00	1,060.08	6,460.00	8,684.12	52,360.00	436.31	423.68	-34.53	-35.39
12.3 Other	7,847.41	46,695.00	5,753.34	35,060.00	6,002.26	36,190.00	36.40	33.19	30.74	29.03

* Provisional ** Revised

Note: 1. The data are presented as per BPM6(EBOPS 2010) classification aligned with IMTS 2010 classification

10.23 Export of Services by Sector (Detail)
(Cummulative)

Rs. in Millions
Dollars in Thousands

Description	* July - September, 2021		July - September , 2020		% Change in July - September, 2021 over July - September, 2020	
	Rs	$	Rs	$	Rs	$
Services	257,687.94	1,572,041.00	212,799.55	1,275,973.00	21.09	23.20
1.Manufacturing services on physical inputs owned by others	0.00	0.00	0.00	0.00	0.00	0.00
1.1 Goods for processing in reporting economy	0.00	0.00	0.00	0.00	0.00	0.00
1.2 Goods for processing abroad	0.00	0.00	0.00	0.00	0.00	0.00
2.Maintenance and repair services n.i.e.	175.39	1,070.00	14.18	85.00	1137.27	1158.82
3. Transport	19,339.04	117,979.00	26,505.45	158,930.00	-27.04	-25.77
3.1 Sea transport	4,638.92	28,300.00	4,504.57	27,010.00	2.98	4.78
3.1.1 Passenger	0.00	0.00	0.00	0.00	0.00	0.00
3.1.2 Freight	1,209.72	7,380.00	1,656.07	9,930.00	-26.95	-25.68
3.1.3 Other	3,429.19	20,920.00	2,848.51	17,080.00	20.39	22.48
3.2 Air transport	14,154.27	86,349.00	20,761.74	124,490.00	-31.83	-30.64
3.1.1 Passenger	9,604.03	58,590.00	13,517.06	81,050.00	-28.95	-27.71
3.1.2 Freight	962.21	5,870.00	1,691.09	10,140.00	-43.10	-42.11
3.1.3 Other	3,588.03	21,889.00	5,553.59	33,300.00	-35.39	-34.27
3.3 Road transport	250.80	1,530.00	682.11	4,090.00	-63.23	-62.59
3.3.1 Passenger	0.00	0.00	0.00	0.00	0.00	0.00
3.3.2 Freight	78.68	480.00	547.02	3,280.00	-85.62	-85.37
3.3.3 Other	172.12	1,050.00	135.09	810.00	27.41	29.63
3.4 Rail transport	0.00	0.00	0.00	0.00	0.00	0.00
3.4.1 Passenger	0.00	0.00	0.00	0.00	0.00	0.00
3.4.2 Freight	0.00	0.00	0.00	0.00	0.00	0.00
3.4.3 Other	0.00	0.00	0.00	0.00	0.00	0.00
3.5 Postal and courier services	295.05	1,800.00	557.03	3,340.00	-47.03	-46.11
3.6 Electricity transmission	0.00	0.00	0.00	0.00	0.00	0.00
3.7 Other supporting and auxiliary transport service	0.00	0.00	0.00	0.00	0.00	0.00
4. Travel	23,111.64	140,994.00	13,692.17	82,100.00	68.79	71.73
4.1 Business	67.21	410.00	55.04	330.00	22.12	24.24
4.1.1 Acquisition of goods and services by border, seasonal, and other short-term workers	0.00	0.00	0.00	0.00	0.00	0.00
4.1.2 Other	67.21	410.00	55.04	330.00	22.12	24.24
4.2 Personal	23,044.44	140,584.00	13,637.14	81,770.00	68.98	71.93
4.2.1 Health-related expenditure	198.34	1,210.00	56.70	340.00	249.79	255.88
4.2.2 Education-related expenditure	413.08	2,520.00	148.43	890.00	178.30	183.15
4.2.3 Other	22,433.02	136,854.00	13,432.00	80,540.00	67.01	69.92
4.2.3.1 Religious travel	0.66	4.00	1.50	9.00	-56.32	-55.56
4.2.3.2 Other	22,432.36	136,850.00	13,430.50	80,531.00	67.03	69.93
5.Construction services	5,888.97	35,926.00	5,008.23	30,030.00	17.59	19.63
5.1 Construction abroad	5,888.97	35,926.00	5,008.23	30,030.00	17.59	19.63
5.2 Construction in the compiling economy	0.00	0.00	0.00	0.00	0.00	0.00
6. Insurance and Pension services	1,641.49	10,014.00	1,333.36	7,995.00	23.11	25.25
6.1 Direct Insurance	820.09	5,003.00	1,047.34	6,280.00	-21.70	-20.33
6.1.1 Life insurance	98.84	603.00	140.09	840.00	-29.44	-28.21
6.1.2 Freight insurance	0.00	0.00	0.00	0.00	0.00	0.00
6.1.3 Other direct insurance	721.25	4,400.00	907.25	5,440.00	-20.50	-19.12
6.2 Reinsurance	310.79	1,896.00	38.19	229.00	713.77	727.95
6.3 Auxiliary insurance services	510.61	3,115.00	247.83	1,486.00	106.03	109.62
6.4 Pension and standardized guarantee services	0.00	0.00	0.00	0.00	0.00	0.00

Contd.

10.23 Export of Services by Sector (Detail)
(Cummulative)

Rs. in Millions
Dollars in Thousands

Description	* July - September, 2021		July - September , 2020		% Change in July - September, 2021 over July - September, 2020	
	Rs	$	Rs	$	Rs	$
7. Financial services	3,119.39	19,030.00	2,329.84	13,970.00	33.89	36.22
7.1 Explicitly charged and other financial services	3,119.39	19,030.00	2,329.84	13,970.00	33.89	36.22
7.2 Financial intermediation service charges indirectly measured (FISIM)	0.00	0.00	0.00	0.00	0.00	0.00
8. Charges for the use of intellectual services	658.30	4,016.00	488.65	2,930.00	34.72	37.06
9. Telecommunication, Computer and information services	104,090.43	635,010.00	74,227.92	445,080.00	40.23	42.67
9.1 Telecommunications services	23,404.40	142,780.00	15,996.99	95,920.00	46.31	48.85
9.1.1 Call centres	7,216.71	44,026.00	5,295.25	31,751.00	36.29	38.66
9.1.2 Telecommunication services	16,187.69	98,754.00	10,701.74	64,169.00	51.26	53.90
9.2 Computer services	80,466.37	490,890.00	58,104.18	348,400.00	38.49	40.90
9.2.1 Hardware consultancy services	137.20	837.00	23.01	138.00	496.14	506.52
9.2.2 Software consultancy services	28,922.91	176,446.00	19,268.11	115,534.00	50.11	52.72
9.2.3 Maintenance & repairs of computer	56.55	345.00	24.18	145.00	133.86	137.93
9.2.4 Export / Import of Computer Software	20,441.07	124,702.00	14,605.26	87,575.00	39.96	42.39
9.2.5 Other Computer services	30,908.63	188,560.00	24,183.61	145,008.00	27.81	30.03
9.3 Information services	219.65	1,340.00	126.75	760.00	73.30	76.32
9.3.1 News agency services	157.69	962.00	68.54	411.00	130.06	134.06
9.3.2 Other information services	61.96	378.00	58.20	349.00	6.46	8.31
10. Other business services	64,579.14	393,969.00	50,678.22	303,873.00	27.43	29.65
10.1 Research and development services	804.84	4,910.00	837.21	5,020.00	-3.87	-2.19
10.2 Professional and management consulting services	16,809.93	102,550.00	11,966.06	71,750.00	40.48	42.93
10.2.1 Legal, accounting, management consulting, and public relations	10,500.67	64,060.00	7,346.41	44,050.00	42.94	45.43
10.2.1.1 Legal services	827.79	5,050.00	655.42	3,930.00	26.30	28.50
10.2.1.2 Accounting, auditing, bookkeeping, and tax consulting services	2,071.94	12,640.00	1,507.64	9,040.00	37.43	39.82
10.2.1.3 Business and management consulting and public relations services	7,600.94	46,370.00	5,183.35	31,080.00	46.64	49.20
10.2.2 Advertising, market research, and public opinion polling	6,309.26	38,490.00	4,619.65	27,700.00	36.57	38.95
10.3 Technical, trade-related and other business services	46,964.37	286,509.00	37,874.95	227,103.00	24.00	26.16
10.3.1 Architectural, engineering, scientific and other technical services	6,655.13	40,600.00	3,612.33	21,660.00	84.23	87.44
10.3.2 Waste treatment and de-pollution, agricultural and mining services	31.14	190.00	45.03	270.00	-30.83	-29.63
10.3.3 Operating leasing services	0.00	0.00	0.00	0.00	0.00	0.00
10.3.4 Trade-related services	799.60	4,878.00	42.19	253.00	1795.06	1828.06
10.3.5 Other business services n.i.e.	39,478.50	240,841.00	34,175.40	204,920.00	15.52	17.53
11. Personal, cultural, and recreational services	497.17	3,033.00	335.22	2,010.00	48.31	50.90
11.1 Audiovisual and related services	354.56	2,163.00	205.13	1,230.00	72.84	75.85
11.1.1 Audiovisual services	307.84	1,878.00	129.25	775.00	138.17	142.32
11.1.2 Artistic related services	46.72	285.00	75.88	455.00	-38.43	-37.36
11.2 Other personal, cultural, and recreational services	142.61	870.00	130.08	780.00	9.63	11.54
12. Government services, n.i.e.	34,586.98	211,000.00	38,186.32	228,970.00	-9.43	-7.85
12.1 Embassies and consulates	7,282.94	44,430.00	9,374.39	56,210.00	-22.31	-20.96
12.2 Military units and agencies	6,815.77	41,580.00	9,694.59	58,130.00	-29.70	-28.47
12.3 Other	20,488.28	124,990.00	19,117.34	114,630.00	7.17	9.04

* Provisional

Note: 1. The data are presented as per BPM6(EBOPS 2010) classification aligned with IMTS 2010 classification

10.24 Import of Services by Sectors (Detail)
(Monthly)

Rs. in Millions
Dollars in Thousands

Description	* September, 2021		**August, 2021		September, 2020		% Change in September,2021 over			
							August, 2021		September,2020	
	Rs	$	Rs	$	Rs	$	Rs	$	Rs	$
Services	112,276.19	668,085.00	144,420.24	880,076.00	94,709.15	571,039.00	-22.26	-24.09	18.55	16.99
1.Manufacturing services on physical inputs owned by others	0.00	0.00	0.00	0.00	0.00	0.00	0.00	0.00	0.00	0.00
1.1 Goods for processing in reporting economy	0.00	0.00	0.00	0.00	0.00	0.00	0.00	0.00	0.00	0.00
1.2 Goods for processing abroad	0.00	0.00	0.00	0.00	0.00	0.00	0.00	0.00	0.00	0.00
2.Maintenance and repair services n.i.e.	673.91	4,010.00	658.04	4,010.00	340.00	2,050.00	2.41	0.00	98.21	95.61
3. Transport	52,099.77	310,013.00	50,540.42	307,986.00	32,670.10	196,981.00	3.09	0.66	59.47	57.38
3.1 Sea transport	45,466.57	270,543.00	44,593.45	271,746.00	25,664.26	154,740.00	1.96	-0.44	77.16	74.84
3.1.1 Passenger	0.00	0.00	0.00	0.00	0.00	0.00	0.00	0.00	0.00	0.00
3.1.2 Freight	42,419.87	252,414.00	41,628.82	253,680.00	22,506.40	135,700.00	1.90	-0.50	88.48	86.01
3.1.3 Other	3,046.70	18,129.00	2,964.63	18,066.00	3,157.86	19,040.00	2.77	0.35	-3.52	-4.78
3.2 Air transport	5,041.70	30,000.00	5,090.37	31,020.00	5,919.33	35,690.00	-0.96	-3.29	-14.83	-15.94
3.1.1 Passenger	1,826.78	10,870.00	1,783.76	10,870.00	3,441.47	20,750.00	2.41	0.00	-46.92	-47.61
3.1.2 Freight	3,120.81	18,570.00	3,214.71	19,590.00	2,260.59	13,630.00	-2.92	-5.21	38.05	36.24
3.1.3 Other	94.11	560.00	91.90	560.00	217.27	1,310.00	2.41	0.00	-56.68	-57.25
3.3 Road transport	900.78	5,360.00	856.60	5,220.00	957.14	5,771.00	5.16	2.68	-5.89	-7.12
3.3.1 Passenger	0.00	0.00	0.00	0.00	0.00	0.00	0.00	0.00	0.00	0.00
3.3.2 Freight	554.59	3,300.00	508.71	3,100.00	214.12	1,291.00	9.02	6.45	159.01	155.62
3.3.3 Other	346.20	2,060.00	347.89	2,120.00	743.03	4,480.00	-0.49	-2.83	-53.41	-54.02
3.4 Rail transport	0.00	0.00	0.00	0.00	0.00	0.00	0.00	0.00	0.00	0.00
3.4.1 Passenger	0.00	0.00	0.00	0.00	0.00	0.00	0.00	0.00	0.00	0.00
3.4.2 Freight	0.00	0.00	0.00	0.00	0.00	0.00	0.00	0.00	0.00	0.00
3.4.3 Other	0.00	0.00	0.00	0.00	0.00	0.00	0.00	0.00	0.00	0.00
3.5 Postal and courier services	690.71	4,110.00	0.00	0.00	129.37	780.00	0.00	0.00	433.92	426.92
3.6 Electricity transmission	0.00	0.00	0.00	0.00	0.00	0.00	0.00	0.00	0.00	0.00
3.7 Other supporting and auxiliary transport service	0.00	0.00	0.00	0.00	0.00	0.00	0.00	0.00	0.00	0.00
4. Travel	15,795.48	93,989.00	14,769.47	90,003.00	12,269.89	73,980.00	6.95	4.43	28.73	27.05
4.1 Business	82.35	490.00	45.95	280.00	137.66	830.00	79.22	75.00	-40.18	-40.96
4.1.1 Acquisition of goods and services by border, seasonal, and other short-term workers	0.00	0.00	0.00	0.00	0.00	0.00	0.00	0.00	0.00	0.00
4.1.2 Other	82.35	490.00	45.95	280.00	137.66	830.00	79.22	75.00	-40.18	-40.96
4.2 Personal	15,713.14	93,499.00	14,723.52	89,723.00	12,132.23	73,150.00	6.72	4.21	29.52	27.82
4.2.1 Health-related expenditure	50.42	300.00	18.05	110.00	16.59	100.00	179.30	172.73	203.98	200.00
4.2.2 Education-related expenditure	3,129.22	18,620.00	3,647.94	22,230.00	1,950.44	11,760.00	-14.22	-16.24	60.44	58.33
4.2.3 Other	12,533.50	74,579.00	11,057.53	67,383.00	10,165.20	61,290.00	13.35	10.68	23.30	21.68
4.2.3.1 Religious travel	0.00	0.00	0.33	2.00	0.00	0.00	100.00	100.00	100.00	100.00
4.2.3.2 Other	12,533.50	74,579.00	11,057.20	67,381.00	10,165.20	61,290.00	13.35	10.68	23.30	21.68
5.Construction services	169.74	1,010.00	2.46	15.00	0.00	0.00	6795.70	6633.33	0.00	0.00
5.1 Construction abroad	169.74	1,010.00	2.46	15.00	0.00	0.00	6795.70	6633.33	0.00	0.00
5.2 Construction in the compiling economy	0.00	0.00	0.00	0.00	0.00	0.00	0.00	0.00	0.00	0.00
6. Insurance and Pension services	4,536.36	26,993.00	4,266.76	26,001.00	3,318.41	20,008.00	6.32	3.82	36.70	34.91
6.1 Direct Insurance	945.15	5,624.00	851.68	5,190.00	490.93	2,960.00	10.98	8.36	92.52	90.00
6.1.1 Life insurance	105.88	630.00	0.00	0.00	0.00	0.00	0.00	0.00	0.00	0.00
6.1.2 Freight insurance	484.68	2,884.00	633.43	3,860.00	321.76	1,940.00	-23.48	-25.28	50.63	48.66
6.1.3 Other direct insurance	354.60	2,110.00	218.25	1,330.00	169.17	1,020.00	62.47	58.65	109.61	106.86
6.2 Reinsurance	3,253.91	19,362.00	3,413.60	20,802.00	2,749.36	16,577.00	-4.68	-6.92	18.35	16.80
6.3 Auxiliary insurance services	337.29	2,007.00	1.48	9.00	78.12	471.00	22737.73	22200.00	331.77	326.11
6.4 Pension and standardized guarantee services	0.00	0.00	0.00	0.00	0.00	0.00	0.00	0.00	0.00	0.00

Contd.

10.24 Import of Services by Sectors (Detail)
(Monthly)

Rs. in Millions
Dollars in Thousands

Description	* September, 2021		**August, 2021		September, 2020		% Change in September,2021 over			
							August, 2021		September,2020	
	Rs	$	Rs	$	Rs	$	Rs	$	Rs	$
7. Financial services	3,698.93	22,010.00	1,644.28	10,020.00	1,988.59	11,990.00	124.96	119.66	86.01	83.57
7.1 Explicitly charged and other financial services	3,698.93	22,010.00	1,644.28	10,020.00	1,988.59	11,990.00	124.96	119.66	86.01	83.57
7.2 Financial intermediation service charges indirectly measured (FISIM)	0.00	0.00	0.00	0.00	0.00	0.00	0.00	0.00	0.00	0.00
8. Charges for the use of intellectual services	1,177.24	7,005.00	5,581.20	34,011.00	1,661.86	10,020.00	-78.91	-79.40	-29.16	-30.09
9. Telecommunication, Computer and information services	7,564.23	45,010.00	9,355.33	57,010.00	9,448.71	56,970.00	-19.15	-21.05	-19.94	-20.99
9.1 Telecommunications services	699.12	4,160.00	526.76	3,210.00	3,922.45	23,650.00	32.72	29.60	-82.18	-82.41
9.1.1 Call centres	0.00	0.00	0.00	0.00	0.00	0.00	0.00	0.00	0.00	0.00
9.1.2 Telecommunication services	699.12	4,160.00	526.76	3,210.00	3,922.45	23,650.00	32.72	29.60	-82.18	-82.41
9.2 Computer services	6,712.19	39,940.00	8,736.67	53,240.00	5,332.21	32,150.00	-23.17	-24.98	25.88	24.23
9.2.1 Hardware consultancy services	9.41	56.00	9.85	60.00	0.00	0.00	-4.42	-6.67	100.00	100.00
9.2.2 Software consultancy services	2,980.15	17,733.00	3,137.75	19,121.00	2,441.54	14,721.00	-5.02	-7.26	22.06	20.46
9.2.3 Maintenance & repairs of computer	4.71	28.00	0.00	0.00	20.40	123.00	100.00	100.00	-76.93	-77.24
9.2.4 Export / Import of Computer Software	3,053.59	18,170.00	4,446.77	27,098.00	2,259.60	13,624.00	-31.33	-32.95	35.14	33.37
9.2.5 Other Computer services	664.33	3,953.00	1,142.30	6,961.00	610.67	3,682.00	-41.84	-43.21	8.79	7.36
9.3 Information services	152.93	910.00	91.90	560.00	194.05	1,170.00	66.42	62.50	-21.19	-22.22
9.3.1 News agency services	151.08	899.00	88.61	540.00	192.22	1,159.00	70.50	66.48	-21.40	-22.43
9.3.2 Other information services	1.85	11.00	3.28	20.00	1.82	11.00	-43.67	-45.00	1.33	0.00
10. Other business services	21,008.77	125,010.00	49,884.68	303,990.00	29,027.78	175,020.00	-57.89	-58.88	-27.63	-28.57
10.1 Research and development services	50.42	300.00	59.08	360.00	31.51	190.00	-14.66	-16.67	59.99	57.89
10.2 Professional and management consulting services	2,478.84	14,750.00	1,165.11	7,100.00	1,081.37	6,520.00	112.76	107.75	129.23	126.23
10.2.1 Legal, accounting, management consulting, and public relations	2,189.78	13,030.00	986.24	6,010.00	877.37	5,290.00	122.03	116.81	149.59	146.31
10.2.1.1 Legal services	954.56	5,680.00	658.04	4,010.00	122.73	740.00	45.06	41.65	677.76	667.57
10.2.1.2 Accounting, auditing, bookkeeping, and tax consulting services	5.04	30.00	4.92	30.00	6.63	40.00	2.41	0.00	-24.00	-25.00
10.2.1.3 Business and management consulting and public relations services	1,230.18	7,320.00	323.28	1,970.00	748.00	4,510.00	280.53	271.57	64.46	62.31
10.2.2 Advertising, market research, and public opinion polling	289.06	1,720.00	178.87	1,090.00	204.00	1,230.00	61.60	57.80	41.69	39.84
10.3 Technical, trade-related and other business services	18,479.52	109,960.00	48,660.50	296,530.00	27,914.90	168,310.00	-62.02	-62.92	-33.80	-34.67
10.3.1 Architectural, engineering, scientific and other technical services	2,636.81	15,690.00	3,329.58	20,290.00	9,012.51	54,340.00	-20.81	-22.67	-70.74	-71.13
10.3.2 Waste treatment and de-pollution, agricultural and mining services	3.36	20.00	0.00	0.00	3.32	20.00	100.00	100.00	1.33	0.00
10.3.3 Operating leasing services	1,016.74	6,050.00	1,089.62	6,640.00	1,525.86	9,200.00	-6.69	-8.89	-33.37	-34.24
10.3.4 Trade-related services	38.99	232.00	79.26	483.00	41.13	248.00	-50.81	-51.97	-5.21	-6.45
10.3.5 Other business services n.i.e.	14,783.62	87,968.00	44,162.03	269,117.00	17,332.08	104,502.00	-66.52	-67.31	-14.70	-15.82
11. Personal, cultural, and recreational services	6.72	40.00	3.28	20.00	6.63	40.00	104.82	100.00	1.33	0.00
11.1 Audiovisual and related services	5.04	30.00	0.00	0.00	0.00	0.00	100.00	100.00	100.00	100.00
11.1.1 Audiovisual services	4.87	29.00	0.00	0.00	0.00	0.00	100.00	100.00	100.00	100.00
11.1.2 Artistic related services	0.17	1.00	0.00	0.00	0.00	0.00	100.00	100.00	100.00	100.00
11.2 Other personal, cultural, and recreational services	1.68	10.00	3.28	20.00	6.63	40.00	-48.79	-50.00	-74.67	-75.00
12. Government services, n.i.e.	5,545.03	32,995.00	7,714.33	47,010.00	3,977.18	23,980.00	-28.12	-29.81	39.42	37.59
12.1 Embassies and consulates	1,035.23	6,160.00	831.99	5,070.00	1,519.22	9,160.00	24.43	21.50	-31.86	-32.75
12.2 Military units and agencies	43.69	260.00	129.64	790.00	31.51	190.00	-66.30	-67.09	38.66	36.84
12.3 Other	4466.1079	26575	6752.70	41150	2426.4454	14630	-33.86	-35.42	84.06	81.65

* Provisional ** Revised

Note: 1. The data are presented as per BPM6(EBOPS 2010) classification aligned with IMTS 2010 classification

10.25 Import of Services by Sector (Detail)
(Cummulative)

Rs. in Millions
Dollars in Thousands

Description	* July - September, 2021		July - September , 2020		% Change in July - September, 2021 over July - September, 2020	
	Rs	$	Rs	$	Rs	$
Services	375,252.04	2,289,248.00	301,708.45	1,809,082.00	24.38	26.54
1.Manufacturing services on physical inputs owned by others	0.00	0.00	0.00	0.00	0.00	0.00
1.1 Goods for processing in reporting economy	0.00	0.00	0.00	0.00	0.00	0.00
1.2 Goods for processing abroad	0.00	0.00	0.00	0.00	0.00	0.00
2.Maintenance and repair services n.i.e.	2,463.71	15,030.00	2,509.95	15,050.00	-1.84	-0.13
3. Transport	149,986.70	915,003.00	92,383.31	553,942.00	62.35	65.18
3.1 Sea transport	131,561.51	802,599.00	73,712.59	441,990.00	78.48	81.59
3.1.1 Passenger	0.00	0.00	0.00	0.00	0.00	0.00
3.1.2 Freight	121,917.31	743,764.00	63,359.24	379,910.00	92.42	95.77
3.1.3 Other	9,644.19	58,835.00	10,353.35	62,080.00	-6.85	-5.23
3.2 Air transport	14,853.22	90,613.00	16,350.56	98,040.00	-9.16	-7.58
3.1.1 Passenger	5,094.61	31,080.00	9,724.61	58,310.00	-47.61	-46.70
3.1.2 Freight	9,134.08	55,723.00	6,225.69	37,330.00	46.72	49.27
3.1.3 Other	624.53	3,810.00	400.26	2,400.00	56.03	58.75
3.3 Road transport	2,529.44	15,431.00	2,036.65	12,212.00	24.20	26.36
3.3.1 Passenger	0.00	0.00	0.00	0.00	0.00	0.00
3.3.2 Freight	1,490.19	9,091.00	677.44	4,062.00	119.97	123.81
3.3.3 Other	1,039.25	6,340.00	1,359.21	8,150.00	-23.54	-22.21
3.4 Rail transport	0.00	0.00	0.00	0.00	0.00	0.00
3.4.1 Passenger	0.00	0.00	0.00	0.00	0.00	0.00
3.4.2 Freight	0.00	0.00	0.00	0.00	0.00	0.00
3.4.3 Other	0.00	0.00	0.00	0.00	0.00	0.00
3.5 Postal and courier services	1,042.53	6,360.00	283.52	1,700.00	267.71	274.12
3.6 Electricity transmission	0.00	0.00	0.00	0.00	0.00	0.00
3.7 Other supporting and auxiliary transport service	0.00	0.00	0.00	0.00	0.00	0.00
4. Travel	41,469.46	252,987.00	30,017.71	179,990.00	38.15	40.56
4.1 Business	185.23	1,130.00	570.37	3,420.00	-67.52	-66.96
4.1.1 Acquisition of goods and services by border, seasonal, and other short-term workers	0.00	0.00	0.00	0.00	0.00	0.00
4.1.2 Other	185.23	1,130.00	570.37	3,420.00	-67.52	-66.96
4.2 Personal	41,284.24	251,857.00	29,447.34	176,570.00	40.20	42.64
4.2.1 Health-related expenditure	126.22	770.00	45.03	270.00	180.30	185.19
4.2.2 Education-related expenditure	9,710.58	59,240.00	4,906.50	29,420.00	97.91	101.36
4.2.3 Other	31,447.44	191,847.00	24,495.81	146,880.00	28.38	30.61
4.2.3.1 Religious travel	0.33	2.00	0.00	0.00	100.00	100.00
4.2.3.2 Other	31,447.11	191,845.00	24,495.81	146,880.00	28.38	30.61
5.Construction services	4,757.60	29,024.00	1.67	10.00	285171.42	290140.00
5.1 Construction abroad	4,757.60	29,024.00	1.67	10.00	285171.42	290140.00
5.2 Construction in the compiling economy	0.00	0.00	0.00	0.00	0.00	0.00
6. Insurance and Pension services	11,965.78	72,998.00	7,836.73	46,990.00	52.69	55.35
6.1 Direct Insurance	2,475.84	15,104.00	1,092.37	6,550.00	126.65	130.60
6.1.1 Life insurance	159.00	970.00	40.03	240.00	297.25	304.17
6.1.2 Freight insurance	1,700.50	10,374.00	648.75	3,890.00	162.12	166.68
6.1.3 Other direct insurance	616.34	3,760.00	403.59	2,420.00	52.71	55.37
6.2 Reinsurance	9,143.42	55,780.00	6,553.06	39,293.00	39.53	41.96
6.3 Auxiliary insurance services	346.53	2,114.00	191.29	1,147.00	81.15	84.31
6.4 Pension and standardized guarantee services	0.00	0.00	0.00	0.00	0.00	0.00

Contd.

10.25 Import of Services by Sector (Detail)
(Cummulative)

Rs. in Millions
Dollars in Thousands

Description	* July - September, 2021		July - September , 2020		% Change in July - September, 2021 over July - September, 2020	
	Rs	$	Rs	$	Rs	$
7. Financial services	7,548.49	46,050.00	5,013.24	30,060.00	50.57	53.19
7.1 Explicitly charged and other financial services	7,548.49	46,050.00	5,013.24	30,060.00	50.57	53.19
7.2 Financial intermediation service charges indirectly measured (FISIM)	0.00	0.00	0.00	0.00	0.00	0.00
8. Charges for the use of intellectual services	11,639.26	71,006.00	6,180.66	37,060.00	88.32	91.60
9. Telecommunication, Computer and information services	22,459.41	137,015.00	23,004.85	137,940.00	-2.37	-0.67
9.1 Telecommunications services	1,606.41	9,800.00	6,644.29	39,840.00	-75.82	-75.40
9.1.1 Call centres	0.00	0.00	12.84	77.00	-100.00	-100.00
9.1.2 Telecommunication services	1,606.41	9,800.00	6,631.45	39,763.00	-75.78	-75.35
9.2 Computer services	20,494.02	125,025.00	15,820.21	94,860.00	29.54	31.80
9.2.1 Hardware consultancy services	21.80	133.00	0.00	0.00	100.00	100.00
9.2.2 Software consultancy services	7,825.67	47,741.00	5,910.82	35,442.00	32.40	34.70
9.2.3 Maintenance & repairs of computer	7.70	47.00	32.35	194.00	-76.19	-75.77
9.2.4 Export / Import of Computer Software	9,576.00	58,419.00	7,722.49	46,305.00	24.00	26.16
9.2.5 Other Computer services	3,062.83	18,685.00	2,154.56	12,919.00	42.16	44.63
9.3 Information services	358.98	2,190.00	540.35	3,240.00	-33.56	-32.41
9.3.1 News agency services	342.43	2,089.00	509.33	3,054.00	-32.77	-31.60
9.3.2 Other information services	16.56	101.00	31.02	186.00	-46.63	-45.70
10. Other business services	105,071.65	640,996.00	125,409.30	751,970.00	-16.22	-14.76
10.1 Research and development services	157.36	960.00	188.45	1,130.00	-16.50	-15.04
10.2 Professional and management consulting services	5,645.38	34,440.00	9,307.68	55,810.00	-39.35	-38.29
10.2.1 Legal, accounting, management consulting, and public relations	4,861.85	29,660.00	8,915.76	53,460.00	-45.47	-44.52
10.2.1.1 Legal services	2,332.57	14,230.00	438.62	2,630.00	431.80	441.06
10.2.1.2 Accounting, auditing, bookkeeping, and tax consulting services	13.11	80.00	25.02	150.00	-47.58	-46.67
10.2.1.3 Business and management consulting and public relations services	2,516.16	15,350.00	8,452.12	50,680.00	-70.23	-69.71
10.2.2 Advertising, market research, and public opinion polling	783.53	4,780.00	391.92	2,350.00	99.92	103.40
10.3 Technical, trade-related and other business services	99,268.90	605,596.00	115,913.17	695,030.00	-14.36	-12.87
10.3.1 Architectural, engineering, scientific and other technical services	28,277.73	172,510.00	22,242.69	133,370.00	27.13	29.35
10.3.2 Waste treatment and de-pollution, agricultural and mining services	6.56	40.00	13.34	80.00	-50.86	-50.00
10.3.3 Operating leasing services	2,322.74	14,170.00	4,599.64	27,580.00	-49.50	-48.62
10.3.4 Trade-related services	137.69	840.00	55.87	335.00	146.45	150.75
10.3.5 Other business services n.i.e.	68,524.19	418,036.00	89,001.63	533,665.00	-23.01	-21.67
11. Personal, cultural, and recreational services	22.95	140.00	16.68	100.00	37.60	40.00
11.1 Audiovisual and related services	4.92	30.00	1.67	10.00	194.86	200.00
11.1.1 Audiovisual services	4.75	29.00	0.83	5.00	470.07	480.00
11.1.2 Artistic related services	0.16	1.00	0.83	5.00	-80.34	-80.00
11.2 Other personal, cultural, and recreational services	18.03	110.00	15.01	90.00	20.13	22.22
12. Government services, n.i.e.	17,867.05	108,999.00	9,334.36	55,970.00	91.41	94.75
12.1 Embassies and consulates	2,640.74	16,110.00	3,368.84	20,200.00	-21.61	-20.25
12.2 Military units and agencies	186.87	1,140.00	65.04	390.00	187.30	192.31
12.3 Other	15,039.44	91,749.00	5,900.48	35,380.00	154.89	159.32

* Provisional

Note: 1. The data are presented as per BPM6(EBOPS 2010) classification aligned with IMTS 2010 classification

REGIONAL AND FIELD OFFICE OF PAKISTAN BUREAU OF STATISTICS

PUNJAB

Chief Statistical Officer,
Regional Office,
Pakistan Bureau of Statistics,
House NO.19-A, Sector-III,
Site-IV, Khayaban-e-Sir Syed,
Main Double Road,
Rawalpindi
Phone: 051– 9334799
Fax:

Statistical Officer (I/C),
Regional Office,
Pakistan Bureau of Statistics,
USAID Building,
Gurumangat Road,
Gulberg-III,
Lahore.
Phone & Fax:042-99263266
Email:lhrfbs@lhr.comsats.net.pk

Statistical Officer (I/C),
Regional Office,
Pakistan Bureau of Statistics,
House # 20, Block-T,
New Multan Colony, Rahim Chowk,
Masoom Shah Road,
Multan.
Phone & Fax:061-9330555
E-mail:muxfbs@brain.net.pk

Chief Statistical Officer,
Regional Office,
Pakistan Bureau of Statistics,
51-B, Satellite Town,
Gujranwala.
Phone & Fax: 055-9330618

Chief Statistical Officer,
Regional Office,
Pakistan Bureau of Statistics,
House # 04, Rehman Town,
Satyana Road,
Faisalabad.
Phone & Fax: 041-9330488
E-mail:fsdfbs@fsd.comsats.net.pk

Chief Statistical Officer,
Regional Office,
Pakistan Bureau of Statistics,
05, Aziz Park, Station Road,
Sargodha.
Phone:048-9230411

Chief Statistical Officer,
Regional Office,
Pakistan Bureau of Statistics,
9-A (Ground Floor), Block-X
Rafi Qamar Road, Satellite Town,
Bahawalpur.
Phone & Fax: 062-2503266

Statistical Officer(I/C),
Field Office,
Pakistan Bureau of Statistics,
Hasan Pura, Opp. Passport
Office, Kashmir Road,
Sialkot.
Phone & Fax: 052-3573581
E-mail:sktfbs@skt.comsats.net.pk

Statistical Officer(I/C),
Field Office,
Pakistan Bureau of Statistics,
House # 19/24, Street # 3,
Shadab Colony, Railway Line,
Near Govt. Primary School,
Jhang Saddar.
Phone & Fax: 047-9200194

Statistical Officer(I/C),
Field Office.
Pakistan Bureau of Statistics,
House No. 175/2, Gali No.2,
Near Allama Iqbal Park,
Lalazar Colony,
Vehari.
Phone & Fax: 067-3602079

Statistical Officer (I/C),
Field Office,
Pakistan Bureau of Statistics,
House No.3, Street No.2,
Dera Haji Zaman Khan Wala,
Near M.C.B. PAF Road,
Mianwali.
Phone: 0459-231626

Statistical Officer (I/C),
Field Office,
Pakistan Bureau of Statistics
House No.183, Block-C,
Khyaban-e-Sarwar,
Dera Ghazi Khan.
Phone: 064-2401850

Statistical Officer(I/C),
Field Office,
Pakistan Bureau of Statistics,
Main Bhatta Colony Road,
Rahim Yar Khan.
Phone & Fax: 068-5871754

Statistical Officer (I/C),
Field Office,
Pakistan Bureau of Statistics,
House # 43-B-7, Gulistan Colony,
Near Govt. Girls College,
Fateh Sher Road,
Sahiwal.
Phone: 040-9330242

Statistical Officer(I/C),
Field Office,
Pakistan Bureau of Statistics,
165-A, Qasim Road,
Bahawalnagar.
Phone & Fax: 063-9240049

SINDH:

Chief Statistical Officer,
Regional Office,
Pakistan Bureau of Statistics,
1-B, S.M.C.H. Society
Karachi.
Phone & Fax: 021- 99225214
Email:khifbs@khi.comsats.net.pk

Chief Statistical Officer,
Regional Office,
Pakistan Bureau of Statistics,
Bunglow # A-46,
G.O.R. Colony,
Unit # 1, Latifabad,
Hyderabad.
Fax & Phone: 022-9200641

Chief Statistical Officer,
Regional Office,
Pakistan Bureau of Statistics,
Bunglow No.A-11,
Sindhi Muslim Society,
Milifary Road, Near H.B.L.
Sukkur.
Phone & Fax: 071-5816566

Chief Statistical Officer,
Regional Office,
Pakistan Bureau of Statistics,
Building # 45/17, Ward "C",
Near Shah Latif Market,
Lohari Mohallah,
Larkana.
(Phone: 074-9410010)
Fax:074-4054438

Statistical Officer(I/C),
Field Office,
Pakistan Bureau of Statistics,
House # 180,
Um-e-Hain, Near satari
Cotton Factory, Ring Road
Mirpur Khas.
Phone & Fax: -0233-923096

Statistical Officer(I/C),
Field Office,
Pakistan Bureau of Statistics,
House No.111 & 124,
Sarfaraz Shah Colony,
Nawabshah(Shaheed Benazerabad).
Phone & Fax: 0244-9370311

Statistical Officer(I/C),
Field Office,
Pakistan Bureau of Statistics,
House # 199 Marakhpur,
Opp. DHO Office,
Sehwan Road, Dadu Town,
Dadu.
Phone & Fax: 025-9200345

Statistical Officer(I/C),
Field Office,
Pakistan Bureau of Statistics,
G-Line, Near Wuba Masjid,
Jacobabad.
Phone : 0722-653403

KHYBER PAKHTOON KHWA

Chief Statistical Officer,
Regional Office,
Pakistan Bureau of Statistics,
State Life Insurance Building,
2nd Floor, 34-The Mall,
Peshawar Cantt.
Phone: 091-9213097
Fax – 091-9213098
E-mail:pshfbs@pes.comsats.net.pk

Chief Statistical Officer,
Regional Office,
Pakistan Bureau of Statistics,
Building #558-D,
Mohallah Ghazni Khel,
Bannu.
Phone & Fax: 0928-660268

Chief Statistical Officer,
Regional Office,
Pakistan Bureau of Statistics,
Azam House, Latifabad,
(B.A.N.R), Airport Road,
Mingora/Swat.
Phone: 0946-811206

Chief Statistical Officer,
Regional Office,
Pakistan Bureau of Statistics,
Bunglow No. 899,
Near Telenor Office,
Abbottabad.
Phone & Fax: 0992-9310231

Chief Statistical Officer,
Regional Office,
Pakistan Bureau of Statistics,
Bunglow No.B-90,
Lt. Zeeshan Shaheed Chowk,
Aziz Bhatti Road,
Dera Ismail Khan (CANTT).
Phone:0966-9280279

BALOCHISTAN:

Chief Statistical Officer,
Regional Office,
Pakistan Bureau of Statistics,
House No.102-F, Block-5,
Satellite Town,
Quetta.
Phone: 081-9211859
Fax:081-9211494

Statistical Officer(I/C),
Field Office,
Pakistan Bureau of Statistics,
Dak Khana Road, Near Civil Hospital,
Singani Sar,
Turbat.
Phone: 081-9211859
Fax:081-9211494

Statistical Officer (I/C),
Field Office,
Pakistan Bureau of Statistics,
Haroon Market,
Opp:Girls High School,
Hospital Road,
Khuzdar.
Phone & Fax: 0848-412760

Statistical Officer (I/C),
Field Office,
Pakistan Bureau of Statistics,
Building # 2-II/E,
Hazara Mohallah,
Loralai.
Phone & Fax: 0824-660560

NORTHERN AREAS:

Statistical Officer (I/C),
Field Office,
Pakistan Bureau of Statistics,
Haidar Pura, River View Road,
Gilgit.
Phone & Fax: 058-11920762

AZAD KASHMIR:

Chief Statistical officer,
Regional Office,
Pakistan Bureau of Statistics,
B-35, Upper Chatter Housing Scheme,
Opp, Ali Akbar Awan School,
Muzaffarabad.
Phone & Fax: 05822-923169

SYMBOLS, ABBREVIATIONS AND CONVERSION

E	Estimated
P/*	Provisional, Preliminary
R/r	Revised
-	Nil
..	Negligible
…	Not available
%	Percentage
Admn	Administration
ALOOCHA	A kind of fruit
ARVI	A type of root vegetable
AV.	Average
BABUL	A kind of fire wood
BBLS.	Barrels
BIRYANI	A dish of rice prepared
BOT.	Bottle
CAP.	Capsule
CFT.	Cubic feet
CH.	Charge
CHAPATI	A kind of bread
CIG.	Cigarette
Comm.	Communication
CRT.	Carton / Crate
CUM./CM.	Cubic meter
DESI.	Indigenous
Distt.	Distribution
DOZ	Dozen
ENG.	English
EX.	Exercise
GLS.	Glass
GM.	Gram
H.OP.	Hand operated
HP.	Horse power
INJ.	Injection
KHADDI	Hand-loom
KIKAR	A kind of fire wood
KG.	Kilogram
KM.	Kilometer
KORMA	A variety of meat curry
KWH.	Kilowatt / hour
LB.	Pound
LTR.	Litre
LUNGI	A kind of cloth
MALTA & MOSAMBI	A variety of Orange
MED.	Medium
MG.	Milligram
MMCFT.	Million cubic feet
MN.	Million
M/o.	Ministry of
MTR.	Meter
MT.	Metric Ton
ML.	Milliliter
NES.	Not else where specified
NO.	Number
NR.	Not reported
N.S.	Not specified
PKT.	Packet
PC.	Piece
QLTY.	Quality
QTY.	Quantity
RASGULLA	A form of sweetmeat
R.P.M.	Revolution per minute
RS.	Rupees
SAMOSA	A form of patty
SHAL.	Shalwar
SHEESHAM	A variety of sup. Qlty. Wood.
Sq.	Square
SQM.	Square meter
SUP.	Superior
STND.	Standard
SQFT.	Square feet
SYN.	Synthetic
THNO.	Thousand number
TAB.	Table
TANDOORI	Oven-Baked
TKT.	Ticket
TL.	Tube light
TOTA.	Broken rice
UNI.	Uniform
Urd.	Urdu
VEG.	Vegetable
W.	Watt

One Metric Ton	2004	Lbs.
	1000	Kgs
One Ton	1.0160	M.Tons
(2240 Lbs.)	27.22	Maunds
	1016.04	Kgs.
	1.0610	M. Tons
	20	Hundred weight
One Pound	0.4536	Kg.
	16	Oz.
	0.4861	Seer
One Ounce	28.35	Gms.
One Kilogram	2.2046	Lbs.
	0.0197	Hundred weight
	0.0268	Maund
	1.0717	Seers
One Hundred weight		
(112 Lbs.)	50.8932	Kgs.
	1.3610	Maunds
One Gram	0.0857	Tola
One Tonne	0.9842	Long Ton
	1.1023	Short Ton
One Bale (Cotton)	170.0971	Kilograms
(375 Lbs.)	4.5571	Maunds

LIQUID

One Imperial (Gallon)	4.5435	Ltrs.
One Litre	0.2199	Imperial Gallon

LENGTH

One Mile	1.6093	Kms.
	1760	Yards
One Yard	0.9144	Meter
One Foot	0.3048	Meter
One Kilometer	0.6214	mile
One Meter	1.0936	Yards
One Square Mile	2.5899	Sq. Kilometer
	640	Acres
	258.9984	Hectares
One Acre	.4074	Hectare
	4840	Sq. Yards.
One Square Kilometer	0.3861	Sq. Mile
	100	Hectares
One Hectare	2.4711	Acres
One Square Yards	0.8361	Sq. meter.
One Cubic Meter	35.3147	Cubic feet

SELECTED PUBLICATIONS OF PAKISTAN BUREAU OF STATISTICS

01. Monthly Bulletin of Statistics
02. Review of Foreign Trade
03. Pakistan Statistical Pocket Book
04. Pakistan Statistical Yearbook
05. Foreign Trade Statistics of Pakistan Imports (two volumes)
06. Foreign Trade Statistics of Pakistan Exports (one volume)
07. Labour Force Survey
08. Brochure of National Accounts
09. Pakistan Demographic Survey
10. Census of Manufacturing Industries
11. Survey of Small Household Manufacturing Industries
12. Rent Survey of Dwellings
13. Socio Economic Indicators at District Level (Punjab, Sindh, Khyber Pakhtoon Khwa & Balochistan)
14. Census of Private Educational Institutions in Pakistan
15. Census of Software Industry and related services of Pakistan
16. Supply & Use Table of Pakistan
17. Mechanized Road Transport Survey
18. Survey of Private Recreational, Cultural & Entertainment Services
19. Survey of Private Laundry, Dry Cleaning & Dyeing Services
20. Survey of Private Medical, Dental & Other Health Services
21. Survey of Private Educational Services
22. Pakistan, 2000 – An Official Hand Book on Statistics
23. 50 Years of Pakistan in Statistics (Four Volumes)
24. Pakistan Social & Living Standard Measurement Survey National/Provincial
25. Household Integrated Economic Survey (HIES) National/Provincial

SALE CENTERS WHERE PAKISTAN BUREAU OF STATISTICS PUBLICATIONS ARE AVAILABLE

ISLAMABAD
6 – Mauve Area, G-8/4.
Taleemi Chowk
Phone # 051 - 926 11 25
051 - 226 13 72

RAWALPINDI
NBF Book Shop
178-B, Sarwar Road,
Rawalpindi Cantt.
Phone # 051 – 927 25 30

WAH CANTT
NBF Book Shop
Central Library Premises
Phone # 051- 931 40 04

LAHORE
NBF Book Shop
56/57 Shadman Colony,
Shadman Market,
Phone # 042 – 755 01 61 &
753 03 29
Fax # 042 – 758 77 35

FAISALABAD
NBF Book Shop
Shop No.10,
Hashmi Hall Shopping Centre,
University of Agriculture,
Phone # 041 – 264 81 79

MULTAN
NBF Book Shop
Plot # 4-5-6, M.D.A. Road,
Near Multan Art Council
Phone # 061 – 920 12 81

BAHAWALPUR
NBF Book Shop
Quaid-e-Azam Medical College,
Near Library.
Cell # 0301 – 724 76 13

PESHAWAR
NBF Book Shop
Phase-V, Sector B-2,
Plot No.36-37,
Hayatabad.
Phone # 091 – 589 27 44
921 72 73
Fax # 091 921 72 73

NBF Book Shop
48/D, F-6, Jamrud Road,
University Town,
Phone # 091 – 921 69 03
Fax # 091 – 921 69 04

BANNU
Old Municipal Library Premises,
Near to Qazi Muhib Stadium,
Cell # 0346 – 915 50 18

KOHAT
3rd Block, 1st Floor,
Distt. Govt. Complex

D.I. KHAN
NBF Book Shop
C/o. Executive Distt. Officer,
Literacy, Sports and Education,
Phone # 0961 – 928 01 29

ABBOTABAD
Public Library
1st Floor, Jalal Baba Auditorium,
Phone # 0992 – 931 02 91

KARACHI
National Book Foundation
(Regional Office)
Liaquat Memorial Library Premises,
Ground Floor, Stadium Road,
Phone # 021– 923 18 06 & 923 10 88
Fax # 923 10 89

HYDERABAD
NBF Book Shop
GOR Colony,
C-22, Latifabad No.1,
Phone # 022 – 931 08 92

JAMSHORO
Shop No.14, Liaquat University of
Medical & Health Science

NAWABSHAH
M.H. Khawaja DC High School,
Opp. NMC Hospital Road
Cell # 0301 – 389 58 46

SUKKUR
Public Library
Old Sukkur,
Phone # 071 – 562 51 03

LARKANA
NBF Book Shop
Chandka Medical College
Main Gate
Phone # 0741-941 02 29

JACOBABAD
Red Crescent Building,
Near T.B. Hospital
Phone # 0722 – 65 08 17

QUETTA
NBF Book Shop
3-7/5, Faiz Muhammad Road,
Phone # 081 - 920 15 70
Fax # 081 - 920 18 69

PUBLISHED ON BEHALF OF NATIONAL BOOK FOUNDATION
PRINTED AT REPRODUCTION & PRINTING UNIT, PBS, KARACHI