PAKISTAN BUREAU OF STATISTICS
Government of Pakistan

MONTHLY BULLETIN OF STATISTICS 2016

May

Government of Pakistan
Statistics Division
Pakistan Bureau of Statistics

PBS-22(05/2016) Vol. 64
100

PAKISTAN BUREAU OF STATISTICS
Government of Pakistan

MONTHLY BULLETIN OF STATISTICS 2016

May

Government of Pakistan
Statistics Division
Pakistan Bureau of Statistics

Price Rs. 600.00

P R E F A C E

The Bulletin of Statistics, Monthly Publication of the Pakistan Bureau of Statistics provide important statistics in respect of social, economic and financial sectors of the economy at aggregate as well as sectoral levels. The Bulletin contains data relating to Population, National Accounts, Agriculture, Manufacturing, Prices, Balance of Payments, Public Finance, Education, Energy & Mining, Foreign Economic Assistance, Foreign Trade, Health, Insurance, Labour, Transport & Communication, Social & Culture ect. It also provides different types of indices on agriculture, manufacturing, prices, trade and labour productivity. Charts and graphs have also been provided to selected tables to make the data readily intelligible.

2. The Bulletin contains data on monthly and in some instances on annual basis. The annual data series are on fiscal year basis i.e. from July to June unless otherwise specified. Monthly data series of trade and industry are published with a time lag of 45 days required for data collection, compilation, cleaning, processing, tabulating and printing. Figures may not add up to the totals owing to rounding. Statistics that are compiled in the Pakistan Bureau of Statistics are presented without citation whereas those compiled by other agencies carry a source note below the tables.

3. Efforts have been made to produce this Bulletin as a comprehensive, informative and useful document for decision makers, researchers, planners, economists and other groups of beneficiaries. It is hoped that the users will find this Bulletin useful.

4. Suggestions for further improvement will be highly appreciated and welcomed.

ASIF BAJWA
Chief Statistician

Tariq Mahmood Pasha
Secretary
Government of Pakistan
Ministry of Finance, Economic Affairs, Revenue,
Statistics & Privatization,
Statistics Division

Statistics House
21-Mauve Area,
G-9/1, Islamabad.

Tel : 051-9106500
Fax: 051-9106502
E-mail: secretary@pbs.gov.pk.

Asif Bajwa
Chief Statistician
Government of Pakistan
Pakistan Bureau of Statistics

Statistics House
21-Mauve Area,
G-9/1, Islamabad.

Tel : 051-9106514 - 051-9106515
Fax: 051-9106561
E-mail: pbs@pbs.gov.pk

PAKISTAN BUREAU OF STATISTICS
STATISTICS HOUSE, 21-MAUVE AREA
G-9/1 - ISLAMABAD
Website: www.pbs.gov.pk.

		Office	Residence
Mr. Munir Ahmed Aslam	Deputy Director General	051-9106555	051-2275892
Dr. Bahrawar Jan	Deputy Director General	051-9106550 Fax:051-9106577	051-9101294
Mr. Ayazuddin	Deputy Director General	051-9106552	051-9242232
Mr. Ismail Khan	Deputy Director General	051-9106558 Fax:051-9106556	051-9101162
Mr. Ghulam Muhammad	Director	051-9106559	0300-9562558
Mr. Fazil Mehmood Baig	Director	051-9106575	0333-5159850
Mr. Shaukat Ali Khan	Director	051-9106557	--
Mr. Attiq-ur-Rehman	Director	051-9106553 Fax:051-9106546	0346-9579700 --
Mr. Munwar Ali Ghanghro	Director	051-9106554	0333-7145366
Mrs. Rabia Awan	Director	051-9106581	051-4444696
Mrs. Rizwana Siddique	Director	051-9106545	0333-5221042
Syed Hasan Sabeeh	Director(Admn)	051-9106551	--

TRAINING WING

Mr. Innocent Dilbar Feroz	Director	051-9205390 Fax:051-9205390	--

PAKISTAN BUREAU OF STATISTICS
1-B, SINDHI MUSLIM COOPERATIVE HOUSING SOCIETY
KARACHI – 74400
E-mail: khifbs@khi.comsats.net.pk

Mr. Abdul Aleem Memon	Provincial Census Commissioner	Ph: 021-99225201 Fax:021-99225202	0300-2742061
Mr. Farooq Ahmed	Joint Census Commissioner	Ph:021-99225203 Fax:021-99225223	--
Mr. Muhammad Ali Shaikh	Director	021-99225205	--
Mr. Shaukat Zaman	Director	021-99225209 Fax:021-99225202	0300-5052450
Mr.Abrar Hussain	Director	021-99225217	--

PAKISTAN BUREAU OF STATISTICS
USAID BUILDING GURU MANGAT ROAD
GULBERG-III, LAHORE
E-maill: lhrfbs@lhr.comsats.net.pk

Mr. Rana Iqbal	Director	042-99263267 Fax:042-99263267	--

(Regional Ofifice) LAHORE

Mr. Muhammad Shahid	Chief Statistical Officer	042-99263266 Fax:042-99263266	0345-4169987

(Regional Office) KARACHI

Mr. Inayatullah Baloch	Chief Statistical Officer	021-99225214 Fax:021-99225214	--

(Regional Office) PESHAWAR

Mr. Hasan Khan	Chief Statistical Officer	091-9213097 Fax:091-9213098	0333-9117508

(Regional Office) QUETTA

Mr. Ghulam Rasool	Chief Statistical Officer	081-9239804 Fax:081-9239804	--

(Presentation, Reproduction & Printing) KARACHI
pbskarachipp@gmail.co,

Mr. Shakeel Qadeer	Chief System Analyst	021-99225220	021-35836029
Mr. Naushad Ahmed Malik	Statistical Officer	021-99225215	--

CONTENTS

**	KEY INDICATORS		III
1.	BALANCE OF PAYMENT		
	1.1	Country wise Workers Remittances	01
	1.2	Month wise Workers Remittances	04
	1.3	Exchange Rates Pak. Rupees in Terms of one Unit of Foreign Currency	05
2.	CLIMATE		
	2.1	Temperature at Selected Stations	07
	2.2	Rainfall at Selected Stations	09
3.	ENERGY & MINING		
	3.1	Production of Crude Oil	11
	3.2	Production of Natural Gas	14
	3.3	Company Wise Production of Crude Oil and Natural Gas	18
	3.4	Province Wise Production of Crude Oil and Natural Gas	18
	3.5	Production of Crude Oil, Natural Gas and Electricity	19
	3.6	Mineral Production	20
4.	HEALTH		
	4.1(a)	Monthly Immunization Coverage Number of Doses Administered (0-11 month) Children	23
	4.1(b)	Monthly Immunization Coverage Number of Doses Administered (12-23 months) Children	25
	4.1(c)	Monthly Immunization Coverage Number of T.T Doses Administered to Women	26
	4.2	Monthly Report of HIV Treatment Centre	27
	4.3(a)	Registered Veterinary Medical Practitioner with PVMC	28
	4.3(b)	Registered Animal Husbandry Graduate with PVMC	29
	4.4	Tuberculosis Report (FTI)	30
5.	MANUFACTURING		
	5.1	Quantum Index Numbers of Large-scale Manufacturing Industries	31
	5.2	Production of Manufacturing Items	33
6.	MONEY & CREDIT		
	6.1	Reserve Money	47
7.	PRICE		
	7.1	Price Indices (General) with Percentage Change	51
	7.2	Combined Sensitive Price Indicator (SPI) by Quantile	52
	7.3	Combined Consumer Price Index Numbers by Commodity Groups	53
	7.4	Consumer Price Index Numbers by Major Groups and Selected Commodities	54
	7.5	Combined Consumer Price Index Numbers by Quantile and Major Commodity Groups	56
	7.6	Combined Consumer Price Index Numbers by Quantile, Major Commodity Group for Selected Cities	57
	7.7	Combined Consumer Price Index Numbers by Income Group/City and Commodity Group for all Centres Covered in CPI	59
	7.8	Index Numbers of Wholesale Prices by Commodity Groups	60
	7.9	Index Numbers of Wholesale Prices by Commodities	61
	7.10	Intercity Wholesale Prices of Selected Commodities	71
	7.11	Intercity Consumer Prices	112

Contd.

8. PUBLIC FINANCE

8.1	Customs Revenue Receipts	169

9. SOCIAL

9.1	Data on Traffic Accidents	173
9.2	Data on Telecommunication	176
9.3	Visitors at Archaeological Museums in Pakistan	177
9.4	Visitors at Heritage Sites in Pakistan	178

10. TRADE

10.1	Value of Foreign Trade	179
10.2	Exports by Commodity/Group	180
10.3	Imports by Commodity/Group	182
10.4	Exports of Selected Commodities in Dollars	183
10.5	Exports of Selected Commodities in Rupees	185
10.6	Imports of Selected Commodities in Dollars	187
10.7	Imports of Selected Commodities in Rupees	189
10.8	Exports by Economic Categories (Summary)	191
10.9	Exports by Economic Categories (Details)	192
10.10	Imports by Economic Categories (Summary)	193
10.11	Imports by Economic Categories (Details)	194
10.12	Exports by Areas and Countries/Territories	273
10.13	Re-exports by Areas and Countries/Territories	277
10.14	Imports by Areas and Countries/Territories	279
10.15	Re-imports by Areas and Countries/Territories	283
10.16	Annual and Quarterly Terms of Trade and Unit Value Indices of Exports and Imports (1990-91=100)	285
10.17	Index Numbers of Unit Value of Exports by Groups (1990-91=100)	286
10.18	Index numbers of unit value of imports by groups (1990-91=100)	287
10.19	Index Numbers of Quantum of Exports by Groups (1990-91=100)	288
10.20	Index Numbers of Quantum of Imports by Groups (1990-91=100)	289
10.21	Trade in Services (Summary)	290
10.22	Export of Services by Sector (Detail) Monthly	291
10.23	Export of Services by Sector (Detail) (Cumulative)	293
10.24	Import of Services by Sector (Detailed) Monthly	295
10.25	Import of Services by Sector (Detail) (Cumulative)	297

Regional and Field Offices of Pakistan Bureau of Statistics

Symbols, Abbreviations and Conversions

Selected Publications of Pakistan Bureau of Statistics

Sale Centres where PBS Publications are available

KEY INDICATORS

YEARLY

ECONOMIC INDICATORS

(2014- 2015)

1		Inflation	4.53%
2		Balance of Trade	(-) $ 22.159 billion
3		Value of Exports	$ 23.667 billion
4		Value of Imports	$ 45.826 billion
5		Total Workers Remittances	Rs.18454.04 million
6		Reserve Money	Rs.3143436(P) million
7		Currency in Circulation	Rs.2554749(P) million
8		Consumer Price Index (CPI with Base 2007-2008)	198.16%
9		Agricultural Sector Growth	2.88%
10		Industrial Sector Growth	3.62%
11		Services Sector Growth	4.95%
12		GDP Growth Rate at Constant Basic Prices (Real)	4.24%
13		GNI Growth Rate at Constant Prices	5.99%
14		Per Capita Income	$ 1512
15		Large Scale Manufacturing Sector (LSMI) Growth	3.38%
16		Quantum Index Number (LSMI with Base 2005-2006)	127.87
17		Imports Duty	Rs.283865.95 million
18		Exports Duty	Rs.495.05 million
19		Foreign Exchange Reserves	$ 14837 million
20	*	Overall Balance of Payment Surplus/Deficit	$ -2636 million

SOCIAL INDICATORS

1	**	Population (2015)	191.71 million
		Male	99.06 million
		Female	92.65 million
2		Natural Growth Rate (PDS- 2007)	1.88%
3	**	Population Growth Rate (2015)	1.92%
4		Dependency Ratio (PDS-2007)	81.5
5	***	Mean Size of Household (2012-13)	6.3

* BOP as per BPM6 in million USD.
** Economic Survey
*** PSLM Survey

Contd.

MONTHLY

ECONOMIC INDICATORS

March, 2016

1	Value of Exports	$ 1738.140 million
2	Value of Imports	$ 3547.093 million
3	Balance of Trade	(-)$ 1808.953 million

April, 2016

1	Growth in Quantum Index Manufacturing (LSMI)	-2.93%
2	Quantum Index of Manufacturing (LSMI with Base 2005-2006)	130.00
3	Consumer Price Index (CPI with Base 2007-08)	206.43
4	Wholesale Price Index (WPI with Base 2007-08)	206.87
5	Sensitive Price Indicator (SPI with Base 2007-08)	206.56
6	Growth Rate	
	A. CPI	1.55%
	B. WPI	1.30%
	C. SPI	-0.12%
7	Exports Duty	Rs.29.27 million
8	Imports Duty	Rs.32375.54 million
9	Reserve Money	Rs.3777700 million
10	Currency in Circulation	Rs.3026690 million
11	Exchange Rate of Pak Rupees in terms of one unit US Dollar	1 $ =Rs.104.6738
12	Country Wise Workers Remittances(including Hajj & War Compensation)	$1656.85 million

Source: i) Pakistan Bureau of Statistics.
ii) State Bank of Pakistan.
iii) Economic Survey of Pakistan.

1. BALANCE OF PAYMENT

1.1 Country Wise Workers Remittances (Including Hajj and War Compensation)

(Provisional)
(Million US Dollars)

Item	Apr, 2015	May, 2015	Jun, 2015	Jul, 2015
I. Cash	1640.58	1663.10	1821.28	1663.61
1 USA	233.85	221.10	258.94	255.32
2 UK	174.47	194.15	247.96	232.33
3 Saudi Arabia	519.68	528.34	536.68	474.42
4 UAE	395.69	399.35	423.24	367.51
Dubai	245.95	255.80	293.57	255.28
Abu Dhabi	144.44	137.68	122.99	106.44
Sharjah	5.16	5.62	6.49	5.68
Other	0.14	0.25	0.19	0.11
5 Other GCC Countries	190.59	190.66	209.66	197.86
Bahrain	35.98	37.89	42.78	40.06
Kawait	63.76	61.21	69.56	62.89
Qatar	32.68	31.77	32.74	28.98
Oman	58.17	59.79	64.58	65.93
6 EU Countries	26.87	28.50	34.27	32.50
Germany	6.03	5.55	7.82	6.43
France	1.74	1.87	2.14	2.23
Netherland	0.42	0.33	0.48	0.33
Spain	3.08	3.60	4.47	4.26
Italy	2.30	2.34	2.73	3.24
Greece	0.95	1.05	1.06	0.07
Sweden	0.98	0.78	0.96	1.06
Denmark	0.65	1.62	0.76	0.67
Ireland	10.40	11.03	13.27	13.69
Belgium	0.32	0.33	0.58	0.52
7 Norway	2.02	2.02	2.58	2.41
8 Switzerland	1.86	2.04	2.24	1.91
9 Australia	14.72	14.56	14.46	14.77
10 Canada	10.98	11.65	15.01	14.94
11 Japan	0.75	0.50	0.98	0.91
12 Other Countries	69.10	70.23	75.26	68.73
II. Encashment and Profit in Pak. Rs. Of Foreign Exchange Bearer Certificates(FEBCs) and Foreign Currency Bearer Certificate(FCBCs)	0.00	0.00	0.00	0.00
TOTAL (I + II)	1640.58	1663.10	1821.28	1663.61

Contd.

1.1 Country Wise Workers Remittances
(Including Hajj and War Compensation)

(Provisional)
(Million US Dollars)

Item	Aug, 2015	Sep, 2015	Oct, 2015	Nov, 2015
I. Cash	1527.06	1775.87	1539.96	1591.75
1 USA	199.57	260.97	188.26	231.28
2 UK	206.29	233.27	197.56	188.88
3 Saudi Arabia	483.29	483.21	464.53	487.28
4 UAE	319.15	428.13	367.37	349.83
Dubai	223.20	284.75	256.13	228.06
Abu Dhabi	88.87	136.97	105.49	116.25
Sharjah	6.90	6.30	5.63	5.40
Other	0.18	0.11	0.12	0.12
5 Other GCC Countries	193.75	201.34	178.09	189.43
Bahrain	38.90	43.31	35.91	37.27
Kawait	62.73	51.45	57.07	61.18
Qatar	29.62	32.15	27.90	27.86
Oman	62.50	74.43	57.21	63.12
6 EU Countries	27.75	33.30	31.56	29.42
Germany	5.65	6.55	6.84	6.51
France	1.97	2.31	2.71	2.11
Netherland	0.36	0.30	0.38	0.39
Spain	4.45	4.45	4.13	3.44
Italy	2.82	3.14	3.57	2.26
Greece	0.04	0.21	0.62	0.52
Sweden	0.85	1.16	0.99	0.98
Denmark	0.64	0.67	0.93	0.96
Ireland	10.33	14.01	10.72	11.88
Belgium	0.64	0.50	0.67	0.37
7 Norway	1.73	2.29	2.19	2.39
8 Switzerland	1.53	1.86	2.33	1.42
9 Australia	13.37	15.93	14.47	15.73
10 Canada	10.49	12.89	12.64	13.11
11 Japan	0.83	0.87	0.86	0.72
12 Other Countries	69.31	101.81	80.10	82.26
II. Encashment and Profit in Pak. Rs. Of Foreign Exchange Bearer Certificates(FEBCs) and Foreign Currency Bearer Certificate(FCBCs)	0.00	0.00	0.00	0.00
TOTAL (I + II)	1527.06	1775.87	1539.96	1591.75

Contd.

1.1 Country Wise Workers Remittances (Including Hajj and War Compensation)

(Provisional)
(Million US Dollars)

Item	Dec, 2015	Jan, 2016	Feb, 2016	Mar, 2016	Apr, 2016
I. Cash	1637.06	1462.87	1516.39	1468.76	1656.85
1 USA	212.10	179.56	212.19	183.92	189.84
2 UK	193.72	172.53	174.66	157.28	221.88
3 Saudi Arabia	503.20	462.18	471.94	506.05	488.78
4 UAE	341.55	313.32	317.12	320.30	345.99
Dubai	219.86	204.03	203.62	245.91	217.23
Abu Dhabi	116.20	105.17	109.89	67.89	121.27
Sharjah	5.26	3.95	3.49	6.37	7.17
Other	0.23	0.17	0.12	0.13	0.32
5 Other GCC Countries	213.29	190.38	191.75	153.75	199.53
Bahrain	41.07	31.91	31.09	27.06	35.28
Kawait	70.27	60.65	61.49	55.31	62.85
Qatar	33.68	30.58	32.15	31.12	31.39
Oman	68.27	67.24	67.02	40.26	70.01
6 EU Countries	37.14	28.64	28.48	26.54	39.85
Germany	8.24	6.39	6.14	9.11	8.89
France	3.03	2.25	1.68	3.44	3.94
Netherland	0.48	0.35	0.37	0.48	0.42
Spain	4.36	3.79	3.42	4.56	4.67
Italy	3.63	2.76	2.03	4.11	3.94
Greece	0.84	0.59	0.78	1.03	1.25
Sweden	1.67	1.18	0.82	1.52	1.44
Denmark	0.75	0.81	0.53	0.88	1.02
Ireland	13.53	9.98	12.36	0.72	13.57
Belgium	0.61	0.54	0.35	0.69	0.71
7 Norway	3.55	2.62	1.76	3.00	3.27
8 Switzerland	2.32	1.60	1.73	2.31	2.62
9 Australia	17.63	13.10	14.62	12.16	18.30
10 Canada	15.20	11.52	10.35	13.29	16.71
11 Japan	1.24	0.81	0.56	1.09	2.08
12 Other Countries	96.12	86.61	91.23	89.07	128.00
II. Encashment and Profit in Pak. Rs. of Foreign Exchange Bearer Certificates(FEBCs) and Foreign Currency Bearer Certificate(FCBCs)	0.00	0.00	0.00	0.00	0.00
TOTAL (I + II)	1637.06	1462.87	1516.39	1468.76	1656.85

Note: Item has been revised / extended by the State Bank of Pakistan.

Source: State Bank of Pakistan.

1.2 Month Wise Workers Remittances

(Million US $)

Monthly Cash Inflow (Including Foreign Exchange Bearer Certificates & Foreign Currency Bearer Certificates)	2014-2015	2013-2014	YOY growth (percent)	
			2014-15	2013-14
Jul.	1649.39	1404.69	17.42	16.60
Aug.	1328.71	1240.14	7.14	-1.50
Sep.	1716.59	1284.22	33.67	13.11
Oct.	1383.13	1348.03	2.60	-1.25
Nov.	1,320.62	1,130.41	16.83	11.06
Dec.	1,583.23	1,384.94	14.32	22.05
Jan.	1,378.19	1,245.97	10.61	14.35
Feb.	1,391.76	1,209.77	15.04	17.64
Mar.	1,577.46	1,337.89	17.91	19.55
Apr.	1640.58	1311.85	25.06	7.89
May.	1663.10	1440.47	15.46	21.49
Jun.	1821.28	1499.33	21.47	28.57
Jul.- Jun.	18,454.04	15,837.71	16.52	13.76
Monthly average for period Jul.-Jun.	1,537.84	1,319.81	16.52	13.76

Monthly Cash Inflow (Including Foreign Exchange Bearer Certificates & Foreign Currency Bearer Certificates)	2015-2016	2014-2015	YOY growth (percent)	
			2015-16	2014-15
Jul.	1,663.61	1,675.77	-0.73	19.30
Aug.	1,527.06	1,350.86	13.04	8.93
Sep.	1,775.87	1,748.49	1.57	36.15
Oct.	1,540.39	1,409.22	9.31	4.54
Nov.	1,566.04	1,343.76	16.54	18.87
Dec.	1,614.14	1,634.06	-1.22	17.99
Jan.	1,465.57	1,403.74	4.40	12.66
Feb.	1,521.54	1,420.54	7.11	17.42
Mar.	1,711.17	1,608.51	6.38	20.23
Apr.	1,656.85	1,640.05	1.02	25.02
July-April	16,042.24	15,235.00	5.30	18.12
Monthly average for period Jul.-Apr.	1,604.22	1,523.50	5.30	18.10

Source: State Bank of Pakistan.

1.3 Exchange Rates Pak. Rupees in Terms of One Unit of Foreign Currency

S. No.	Country/ Organization	Currency	Apr, 2015	May, 2015	Jun, 2015	Jul, 2015	Aug, 2015	Sep, 2015	Oct, 2015
1	Australia	Dollar	78.5158	80.4124	78.4474	75.3497	74.5567	73.5458	75.2072
2	Bahrain	Dinar	269.8818	269.0697	268.9782	268.8307	270.4709	275.3801	276.0645
3	Canada	Dollar	82.2890	83.7223	82.3169	79.3220	77.8318	78.6856	79.9284
4	China	Yuan	16.4115	16.4169	16.4085	16.3725	16.1577	16.3868	16.4706
5	Denmark	Krone	14.7088	15.2381	15.2938	15.0137	15.2775	15.7101	15.7405
6	E.M.U.	Euro	109.6853	113.5369	113.9604	111.9731	113.8981	117.0996	117.3259
7	Hong Kong	Dollar	13.1275	13.1382	13.1327	13.1171	13.2092	13.4571	13.4881
8	I.M.F.	SDR	140.8527	143.0753	143.0595	142.1030	143.6329	146.7608	147.1387
9	India	Rupee	1.6239	1.5966	1.5947	1.5993	1.5738	1.5765	1.6073
10	Japan	Yen	0.8511	0.8437	0.8237	0.8264	0.8322	0.8673	0.8700
11	Kuwait	Dinar	337.7510	337.733	337.2913	336.4957	338.9668	345.7616	346.5136
12	Malaysia	Ringgit	28.0235	28.3095	27.2521	26.7317	25.2515	24.2486	24.5486
13	Newzeland	Dollar	77.0460	75.2487	71.1702	67.7339	67.0588	65.9923	69.6809
14	Norway	Krone	12.8813	13.5006	13.0415	12.5236	12.4233	12.6208	12.6440
15	Oman	Riyal	264.3049	264.5546	264.4459	264.2858	266.0499	270.9656	271.6041
16	Qatar	Riyal	27.9565	27.9845	27.9726	27.9515	28.1373	28.6579	28.7295
17	Singapore	Dollar	75.3753	76.2984	75.5913	74.7397	73.1858	73.6843	74.4872
18	Sweden	Krona	11.762	12.2198	12.2935	11.9411	11.9719	12.4695	12.5597
19	Switzerland	Franc	105.7196	109.2059	109.1109	106.6831	105.7546	107.3086	107.8491
20	Saudi Arabia	Riyal	27.1209	27.1498	27.1439	27.1128	27.2949	27.8030	27.8691
21	Thailand	Bhath	--	--	--	--	--	--	--
22	Turkey	Lira	--	--	--	--	--	--	--
23	U.A.E.	Dirham	27.6929	27.72	27.7146	27.6844	27.8723	28.3880	28.4528
24	U.K.	Sterling (Pound)	151.7945	157.4125	158.1071	158.0080	159.4853	159.9411	160.0182
25	U.S.A.	Dollar	101.7004	101.8042	101.7725	101.7194	102.3361	104.2068	104.4806

Contd.

1.3 Exchange Rates Pak. Rupees in Terms of One Unit of Foreign Currency

S. No.	Country/ Organization	Currency	Nov, 2015	Dec, 2015	Jan, 2015	Feb, 2015	Mar, 2015	Apr., 2016
1	Australia	Dollar	75.3531	75.8220	73.4652	74.5797	78.2572	80.1764
2	Bahrain	Dinar	278.5366	276.5499	277.2200	276.5486	276.6732	276.6996
3	Canada	Dollar	79.4943	76.5397	73.7174	75.7852	78.9739	81.5343
4	China	Yuan	16.5623	16.246	15.9622	16.0267	16.0913	16.1701
5	Denmark	Krone	15.1900	15.2608	15.2781	15.5833	15.5942	15.9509
6	E.M.U.	Euro	113.2076	113.7523	113.8435	116.0891	116.1732	118.5779
7	Hong Kong	Dollar	13.6024	13.5075	13.4845	13.4661	13.4901	13.5021
8	I.M.F.	SDR	145.8444	145.1964	145.0064	145.8672	146.1468	147.5860
9	India	Rupee	1.5960	1.5740	1.5590	1.5342	1.5628	1.5759
10	Japan	Yen	0.8604	0.8590	0.8864	0.9123	0.9263	0.9551
11	Kuwait	Dinar	347.0888	344.8850	345.1943	348.9191	347.7851	347.2488
12	Malaysia	Ringgit	24.4603	24.4736	24.1509	25.0213	25.6692	26.8346
13	Newzeland	Dollar	69.2130	70.4574	68.4872	69.2882	70.3751	72.098
14	Norway	Krone	12.2271	12.0534	11.8923	12.1640	12.3316	12.7276
15	Oman	Riyal	273.9502	272.0167	272.4458	271.8413	271.9600	272.0107
16	Qatar	Riyal	28.9795	28.7732	28.8220	28.7551	28.7622	28.7686
17	Singapore	Dollar	74.5746	74.2939	73.1414	74.4388	76.1003	77.4884
18	Sweden	Krona	12.1609	12.3048	12.2831	12.3630	12.5181	12.8832
19	Switzerland	Franc	104.5417	105.1064	104.2001	105.4546	106.4052	108.5619
20	Saudi Arabia	Riyal	28.1001	27.9036	27.9502	27.9234	27.9103	27.9178
21	Thailand	Bhath	--	--	--	--	--	--
22	Turkey	Lira	--	--	--	--	--	--
23	U.A.E.	Dirham	28.6979	28.5017	28.5509	28.5100	28.4955	28.5023
24	U.K.	Sterling (Pound)	160.2156	156.9256	151.0231	149.6616	148.7347	149.5827
25	U.S.A.	Dollar	105.3726	104.6578	104.8388	104.6232	104.6470	104.6738

Note: Euro, a common currency of the 11 member countries of European Economic and Monetary Union (EMU) was introduced with effect from 1st January, 1999.

Source: State Bank of Pakistan.

2. CLIMATE

2.1 Temperature at Selected Stations

(In centigrade)

Stations	Murree		Rawalpindi/Islamabad		Jhelum		Lahore		Sargodha	
Height in meters above sea level	2167		507		232		213		187	
	Max.	Min.	Max.	Min.	Max.	Min.	Max.	Min.	Max.	Min.
Month:										
Oct. 2014	19.4	10.4	28.7	15.9	21.4	18.1	31.8	19.4	32.5	20.2
Nov. 2014	17.1	6.9	25.0	7.1	27.1	9.8	26.5	13.0	27.0	12.4
Dec. 2014	12.9	0.8	20.8	3.8	20.8	-4.9	18.6	7.5	18.6	5.5
Jan. 2015	10.6	-0.2	18.6	3.0	18.6	6.8	16.6	7.7	16.8	6.2
Feb. 2015	10.3	1.7	20.3	7.2	22.9	9.2	22.6	11.6	22.7	11.0
Mar. 2015	12.5	4.5	22.5	10.4	N.R	N.R	25.1	14.4	24.7	14.0
Oct. 2015	19.7	10.1	32.9	18.3	31.9	18.0	32.0	20.2	32.3	20.6
Nov. 2015	15.3	6.4	23.6	8.7	25.8	11.5	26.6	13.5	26.1	12.9
Dec. 2015	12.5	1.2	19.8	3.8	21.9	6.1	21.4	7.0	22.3	8.1
Jan. 2016	11.4	1.1	17.7	3.7	18.4	6.1	17.6	8.1	18.2	7.7
Feb. 2016	11.4	1.1	17.7	3.7	18.4	6.1	17.6	8.1	18.2	7.7
Mar. 2016	14.5	6.1	24.1	11.4	26.9	14.3	28.0	15.9	26.8	15.2

Stations	Faisalabad		Multan		Bahawalpur		Hyderabad		Nawabshah	
Height in meters above sea level	183		122		116		40		37	
	Max.	Min.	Max.	Min.	Max.	Min.	Max.	Min.	Max.	Min.
Month:										
Oct. 2014	31.8	19.4	32.7	21.3	33.8	20.1	36.6	22.2	38.1	19.9
Nov. 2014	26.5	10.8	27.7	12.7	29.4	12.7	32.0	18.4	32.4	14.5
Dec. 2014	18.7	5.4	19.4	6.9	21.1	7.2	25.4	12.1	25.7	8.3
Jan. 2015	16.9	6.9	18.0	6.5	17.9	6.3	24.0	10.7	23.8	7.9
Feb. 2015	22.3	10.0	23.4	10.8	23.9	10.7	28.5	15.0	28.8	11.5
Mar. 2015	24.6	13.0	26.3	14.5	26.7	14.1	32.3	13.0	32.2	14.7
Oct. 2015	32.7	19.8	34.0	20.9	34.0	20.0	36.0	23.0	38.5	21.5
Nov. 2015	26.4	12.1	27.7	13.6	28.6	13.5	30.3	17.9	31.3	14.7
Dec. 2015	22.1	6.7	22.6	7.9	23.6	7.6	25.8	10.7	26.2	7.2
Jan. 2016	17.7	6.9	19.1	7.6	19.7	7.0	25.5	12.6	25.4	8.7
Feb. 2016	N.R	N.R	25.2	9.0	25.5	8.2	27.5	12.8	29.3	9.2
Mar. 2016	27.0	15.4	28.0	16.5	31.5	29.3	34.1	19.5	35.1	17.1

Contd.

2.1 Temperature at Selected Stations

(In centigrade)

Stations	Jacobabad		Karachi A.P.		Peshawar		D.I.Khan		Saidu Sharif		Gilgit	
Height in meters above sea level	55		21		359		173		961		1459	
	Max.	Min.	Max.	Min.	Max.	Min.	Max.	Min.	Max.	Min.	Max.	Min.
Month:												
Oct. 2014	34.9	20.0	33.6	23.3	28.9	18.1	32.8	17.9	26.5	13.3	24.6	8.7
Nov. 2014	30.1	12.9	32.9	19.5	N.R	N.R	27.8	8.7	21.2	6.2	18.5	0.7
Dec. 2014	23.5	7.4	28.5	13.3	20.8	4.9	19.5	3.0	17.0	2.1	12.6	-3.8
Jan. 2015	21.0	6.5	28.7	12.6	18.8	5.2	17.9	3.4	15.0	2.1	12.1	-2.7
Feb. 2015	23.7	11.7	27.9	15.9	20.7	8.9	22.5	8.0	16.1	5.2	14.6	0.7
Mar. 2015	29.2	14.9	31.5	19.2	22.4	12.0	25.0	11.6	20.3	8.5	18.7	4.9
Oct. 2015	32.5	20.4	35.8	24.9	31.1	17.8	33.2	17.1	27.6	13.2	25.3	7.7
Nov. 2015	28.4	13.6	33.0	18.6	23.8	11.2	27.4	10.0	18.8	7.3	16.3	2.7
Dec. 2015	23.8	7.5	28.5	12.6	19.6	6.3	22.7	4.6	15.9	3.0	12.1	-2.5
Jan. 2016	22.0	8.7	27.8	14.8	N.R	N.R	N.R	N.R	N.R	N.R	12.2	-2.6
Feb. 2016	26.3	9.8	30.3	14.9	N.R	N.R	N.R	N.R	N.R	N.R	16.5	-0.2
Mar. 2016	30.8	16.6	33.3	21.7	N.R	N.R	N.R	N.R	N.R	N.R	N.R	N.R

Stations	Quetta (Samungli)		Zhob (Fortsandeman)		Khuzdar		Punjgur		Dalbadin	
Height in meters above sea level	1600		1405		1231		980		848	
	Max.	Min.	Max.	Min.	Max.	Min.	Max.	Min.	Max.	Min.
Month:										
Oct. 2014	27.1	10.2	28.6	13.8	31.0	17.3	36.0	17.1	35.0	16.0
Nov. 2014	19.1	5.0	21.8	4.9	24.9	12.0	22.2	12.0	26.4	7.4
Dec. 2014	14.8	-2.5	18.1	0.5	21.5	5.1	18.2	3.4	21.5	0.0
Jan. 2015	14.1	-1.6	15.5	0.3	20.1	4.0	19.0	3.2	20.0	3.2
Feb. 2015	16.1	4.3	17.8	4.1	22.4	8.5	22.4	8.5	22.0	8.5
Mar. 2015	18.0	6.0	20.7	7.1	24.0	11.1	26.0	9.4	26.0	10.0
Oct. 2015	27.8	9.4	29.1	12.2	30.1	18.1	32.4	15.4	35.5	10.5
Nov. 2015	18.6	3.9	21.0	6.8	25.5	10.7	25.0	9.1	26.0	2.9
Dec. 2015	14.5	-1.5	17.5	0.4	22.7	10.3	20.0	3.7	20.0	-2.0
Jan. 2016	15.0	0.6	16.9	-0.1	20.8	8.6	23.0	7.2	24.0	1.4
Feb. 2016	16.5	-0.5	19.1	1.0	22.4	6.8	23.2	5.4	29.7	2.1
Mar. 2016	20.0	7.5	20.0	8.0	N.R	N.R	27.1	11.3	29.0	8.6

Source: Pakistan Meteorological Department, Karachi.

2.2 Rainfall at Selected Stations

(In millimeters)

Stations	Murree	Rawalpindi/ Islamabad	Jhelum	Lahore	Sargodha	Faisal-abad	Multan	Bahawal-pur	Hyder-abad	Nawab-shah	Jaco-abad
Height in meters above sea level	2167	507	232	213	187	183	122	116	40	37	55
Year/month											
2011	1442.2	1079.0	748.0	903.0	710.0	544.0	180.0	164.0	404.1	309.0	293.3
2012	1515.0	1076.0	717.0	527.0	368.0	366.0	239.0	183.0	121.0	182.0	486.0
2013	1451.5	1732.0	924.0	1109.0	362.0	378.0	157.0	148.0	74.0	86.0	345.0
2014	1228.6	1139.0	939.3	800.6	401.3	401.8	247.3	67.9	25.4	67.0	21.3
2015	2416.8	1477.0	848.0	856.0	588.0	512.0	395.0	498.0	114.0	120.0	148.0
Oct. 2014	41.0	23.0	54.8	0.8	25.6	6.8	23.0	4.0	3.2	Tr.	0.0
Nov. 2014	18.0	9.0	1.5	29.2	7.8	17.4	0.1	0.0	0.0	0.0	0.0
Dec. 2014	0.0	0.0	0.0	0.0	0.0	0.0	0.0	0.0	0.0	0.0	0.0
Jan. 2015	42.0	33.2	30.6	19.9	14.5	16.2	1.4	TR	Nil	Nil	Nil
Feb. 2015	154.7	94.7	38.6	61.0	16.8	30.3	5.9	15.0	Nil	TR	1.0
Mar. 2015	235.3	286.1	N.R	141.8	145.9	67.8	67.0	46.9	TR	2.0	46.0
Oct. 2015	243.3	46.7	72.1	3.8	40.0	14.4	11.7	2.0	Tr.	0.0	0.0
Nov. 2015	107.3	18.5	10.6	0.4	3.3	0.0	0.1	0.0	0.0	0.0	Tr.
Dec. 2015	42.2	25.8	31.3	6.0	TR	2.0	TR	0.0	0.0	0.0	0.0
Jan. 2016	46.0	54.4	22.3	28.3	8.0	11.8	2.9	0.0	0.0	0.0	0.0
Feb. 2016	N.R	83.6	33.0	2.8	6.0	N.R	2.0	4.0	0.0	0.0	0.0
Mar. 2016	328.5	199.0	117.8	27.4	150.9	75.7	42.1	31.5	0.0	1.0	10.0

Contd.

2.2 Rainfall at Selected Stations

(In millimeters)

Stations	Karachi Airport	Pesha-war	D.I. Khan	Saidu Sharif	Gilgit	Quetta (Samungli)	Zhob (Fortsande-man)	Khuzdar	Punj-goor	Dalbadin
Height in meters above sea level	21	359	173	961	1459	1600	1405	1231	980	848
Year/month										
2011	290.6	568.0	281.0	853.7	158.7	246.5	40.5	286.6	138.0	64.9
2012	152.0	480.0	450.0	803.0	110.5	410.0	47.0	167.0	33.0	16.0
2013	169.0	551.0	327.0	954.3	153.5	53.0	66.0	479.0	101.0	23.0
2014	30.7	326.3	249.7	660.0	107.0	97.0	173.7	201.9	61.8	17.3
2015	53.0	1387.0	477.0	1062.2	144.0	153.0	364.0	147.0	61.0	47.0
Oct. 2014	0.0	46.0	8.0	96.2	33.7	0.0	2.5	0.0	0.0	0.0
Nov. 2014	4.6	1.0	6.0	4.0	3.8	6.0	9.5	0.0	0.0	0.0
Dec. 2014	0.0	0.0	0.0	0.0	0.0	0.0	0.0	0.0	0.0	0.0
Jan. 2015	0.3	42.0	9.7	65.3	TR	11.0	26.0	9.8	13.0	6.0
Feb. 2015	2.1	72.0	17.2	148.8	13.2	32.8	33.2	9.6	16.0	11.0
Mar. 2015	2.8	111.0	69.8	135.5	6.1	55.1	21.0	29.0	6.0	11.0
Oct. 2015	0.0	55.0	78.0	83.0	6.8	3.0	5.0	13.4	0.0	7.0
Nov. 2015	0.0	55.0	1.0	78.9	12.8	20.2	9.0	0.0	0.0	TR
Dec. 2015	0.0	8.0	2.5	38.1	1.9	4.0	5.0	0.0	0.0	0.0
Jan. 2016	3.1	8.0	NR	NR	3.8	11.5	16.0	0.0	0.0	TR
Feb. 2016	0.0	23.0	NR	NR	7.9	0.0	0.0	0.0	0.0	0.0
Mar. 2016	Tr.	120.0	N.R	N.R	N.R	80.0	71.0	0.0	31.0	40.5

N.R = Not received
TR = Trace (Rainfall less than 0.1 mm)

Source: Pakistan Meteorological Department, Karachi.

3. ENERGY & MINING

3.1 Production of Crude Oil

Unit: Barrels

S.NO	Company	Field	Jul,15	Aug,15	Sep ,15	Oct,15	Nov,15	Dec,15	Jan,16	Feb,16	Mar,16	Apr,16	Cummulative Total from July 2015
	PUNJAB												
1	OGDCL	BHALSYEDAN	4193	10	48	97	64	45	55	92	35	215	4854
2		CHAK NAURANG	12389	5975	11960	13110	14580	13315	13325	11065	12990	12445	121154
3		DAKHNI	23190	24820	23305	7810	15945	26895	22970	23065	25370	22920	216290
4		DHODAK	1223	1183	1122	1098	1036	1030	1258	1361	2221	2024	13556
5		FIMKASSAR	3193	3193	3090	3193	3090	3193	3193	3361	4645	4800	34951
6		KAL	11839	11464	11273	14500	14458	14949	15191	13556	14431	12934	134595
7		MISSAKISWAL	782	3129	1098	652	609	620	726	1207	970	2401	12194
8		RAJIAN	45565	45210	42695	51030	59170	49493	37870	42090	41712	49465	464300
9		SOGHRI	3040	2960	3000	800	1595	2890	1085	1085	1935	1935	20325
10		SADKAL	1166	1078	1522	1357	1436	1132	1400	1398	1391	892	12772
11		TOOT	10098	9838	9467	9864	9484	9755	9631	8866	9442	9015	95460
		Sub Total	116678	108860	108580	103511	121467	123317	106704	107146	115142	119046	1130451
12	OPL	DHURNAL	2238	19573	20189	23813	9495	12377	10054	12173	10610	6929	127451
13		BHANGALI	0	0	0	0	0	150	211	164	185	172	882
14		RATANA	19664	24116	16388	19264	21627	22489	21289	18405	17929	16049	197220
		Sub Total	21902	43689	36577	43077	31122	35016	31554	30742	28724	23150	325553
15	POL	BALKASSAR	11759	11422	7611	5999	5133	5502	9043	9040	11241	10929	87679
16		DHULIAN	4855	4674	4686	4891	4946	4755	5204	4843	4816	4296	47966
17		KHAUR	136	167	190	190	223	170	160	244	371	156	2007
18		JOYAMIR	710	762	744	769	743	769	795	785	843	831	7751
19		MINWAL	0	329	0	0	0	0	0	0	0	86	415
20		MEYAL	9558	9398	9124	9472	9238	9800	9363	8407	9274	8903	92537
21		PARIWALI	13259	12521	11950	12567	12219	12632	11843	10897	11862	11399	121149
22		PINDORI	9249	8651	9280	8299	7235	7041	6853	6397	6767	6465	76237
23		TURKWAL	768	742	743	768	722	731	792	739	754	725	7484
		Sub Total	50294	48666	44328	42955	40459	41400	44053	41352	45928	43790	443225
24	MPCL	GHAURI	20578	26348	26594	27712	26523	25304	20820	17750	17493	15033	224155
25		HALINI	39291	34510	37431	38875	37404	37977	38208	34789	36359	33000	367844
26		HALINI DEEP	0	0	0	0	0	0	0	0	0	0	0
		Sub Total	59869	60858	64025	66587	63927	63281	59028	52539	53852	48033	591999
27	PPL	ADHI	188866	186161	178143	178378	180560	198810	206995	202467	231975	236651	1989006
		Sub Total	188866	186161	178143	178378	180560	198810	206995	202467	231975	236651	1989006
28	Dewan	RODHO SALSABIL	2886	2691	2528	2461	2731	2787	2664	2423	2434	2305	25910
		Sub Total	2886	2691	2528	2461	2731	2787	2664	2423	2434	2305	25910
		TOTAL	440495	450925	434181	436969	440266	464611	450998	436669	478055	472975	4506144
	SINDH												
1	BHP	ZAMZAMA	20467	19205	16938	16678	15455	16351	15964	13920	16038	17548	168564
		Sub Total	20467	19205	16938	16678	15455	16351	15964	13920	16038	17548	168564
2	UEPL	AASSU	113821	95927	88016	69802	56349	52856	44217	37066	35098	29227	622379
3		ALI	73	0	103	735	394	335	331	289	237	136	2633
4		BACHAL	498	446	282	0	0	0	0	0	0	0	1226
5		BAKSH DEEP	2490	2391	1988	1953	1790	1627	1556	1259	838	539	16431
6		BUKHARI DEEP	0	19	21	2745	6359	2466	1169	431	584	440	14234
7		BIJORO	3796	2850	3149	2721	1235	456	757	544	488	437	16433
8		BILAL	0	0	0	0	0	0	0	0	529	17	546
9		DABHI (South)	2948	2787	2695	2497	2431	2367	2317	2107	2425	2183	24757
10		DABHI (North)	1548	1795	1849	1782	1701	1710	1575	1404	1604	1440	16408
11		DHANI	690	65	0	0	0	0	0	2343	0	0	3098
12		DUPHRI	0	0	0	0	0	0	0	0	0	0	0
13		GHARO	2340	1924	2670	2026	2552	2645	2618	2325	2491	2539	24130
14		GHUNGRO	3180	2797	2706	2546	2728	2783	2580	0	2288	2300	23908
15		HALIPOTA	4293	4497	4506	4376	4607	3614	3491	4193	4708	4169	42454
16		JABO	3865	3345	4813	4462	4544	4702	7595	2811	6369	4811	47317
17		JAGIR	251	672	775	1370	1265	1228	1232	1206	1067	687	9753
18		JAN	0	0	0	224	2461	3776	1945	0	2368	2598	13372
19		JARAR DEEP	58	192	187	0	185	0	0	0	475	0	1097
20		JHABERI SOUTH	41	117	62	0	0	0	0	0	0	0	220
21		JOGWANI	721	678	459	351	319	341	228	26	0	0	3123
22		KATO	0	17	45	0	0	0	49	234	163	54	562
23		KAMAL NORTH	16103	16029	11188	11792	9179	12053	12888	10116	10924	8925	119197
24		KHASKELI	5924	5288	5657	5774	4750	5337	5220	4803	4545	4933	52231
25		KHASKELI DOWN THROWN	793	649	689	637	507	611	594	532	585	541	6138
26		KHOREWAH	2414	2564	2978	3039	2496	2503	2741	1800	1555	1565	23655

Contd.

3.1 Production of Crude Oil

Unit: Barrels

S.NO	Company	Field	Jul,15	Aug,15	Sep ,15	Oct,15	Nov,15	Dec,15	Jan,16	Feb,16	Mar,16	Apr,16	Cummula-tive Total from July 2015
27		KHOREWAH DEEP	0	0	0	0	0	0	0	54	51	0	105
28		KOLI	716	729	811	185	0	0	0	0	0	0	2441
29		KORAI	23605	18740	3862	14857	13831	13739	10861	9770	9367	6250	124882
30		KUMBH	0	0	0	3044	2066	1513	913	799	472	102	8909
31		LIMU	0	0	0	10744	4293	1255	409	456	53	0	17210
32		LIMU NORTH	0	0	0	0	0	0	0	179	4154	3076	7409
33		LAGHARI	167	451	378	0	251	269	273	285	192	319	2585
34		LIARI DEEP	94	6	0	0	0	0	0	0	0	0	100
35		LODANO	3012	2311	2172	11106	9467	6187	4852	2193	1895	1600	44795
36		LODANO DEEP	5722	7082	4532	3766	4417	3933	3619	4121	3628	3875	44695
37		MAHI											0
38		MAKDUMPUR	1893	1604	241	1011	951	888	1000	4264	279	1246	13377
39		MAZARI	8093	7355	8113	7766	7515	7710	7160	6667	6918	5819	73116
40		MEYUN ISMAIL DEEP	184	210	174	181	217	229	201	223	242	233	2094
41		MEYUN ISMAIL	835	1080	927	913	880	923	845	867	1003	864	9137
42		MISSRI	1711	1231	2037	1546	1579	1425	1409	1365	1546	1467	15316
43		MOHANO	1591	1460	1485	1392	1251	1475	1254	1192	1161	1161	13422
44		MUBAN	6497	7435	6715	6751	6034	6659	6421	5626	4045	0	56183
45		MURID	16073	14961	13064	12343	11912	11287	11021	9592	11119	10366	121738
46		NAIMAT BASAL	0	0	0	0	0	0	0	20	100	198	318
47		NAIMAT BASAL 2X	2543	1269	1439	1613	1719	1277	1590	275	485	2120	14330
48		NAIMAT WEST	10890	16005	16775	17196	11351	13777	18884	18382	21691	21121	166072
49		NORTH AKRI	1286	1174	853	1080	1389	1447	1347	1055	380	241	10252
50		PANIRO	2203	2313	1981	1870	1854	2094	2042	1964	659	0	16980
51		PIARO DEEP	1271	1471	1163	440	642	708	407	200	127	83	6512
52		PIARO DEEP BASAL	0	194	958	561	640	683	640	465	419	297	4857
53		QABUL	0	0	0	10	0	0	0	0	0	0	10
54		RAJANI	0	0	253	0	0	0	0	0	0	2	255
55		RAHIM 1 X	10288	10638	9765	7978	9778	10131	10056	9428	9249	8571	95882
56		RAHIM 2X	6931	7456	7218	7913	8346	6252	7806	6948	6858	6120	71848
57		RAHIM NORTH	1220	473	0	0	0	0	0	0	0	0	1693
58		SAJAN	321	1258	716	1188	789	810	701	0	0	0	5783
59		SAKHI	2628	3006	2546	2825	1785	2822	2443	2385	1679	0	22119
60		SAKHI DEEP	185	140	151	146	46	30	0	36	31	0	765
61		SALEH	31254	35509	50797	51006	45803	43608	29064	19743	1043	0	307827
62		SAMAN	184	108	110	0	0	290	0	43	0	0	735
63		SALAMAT	0	0	72	0	0	0	0	0	0	0	72
64		SHEIKHANO	2754	3059	2840	2742	2305	2397	2515	1821	2773	2308	25514
65		SHEIKHANO DEEP	1488	755	358	351	843	209	0	0	0	0	4004
66		SAHU	0	0	0	0	0	0	0	0	0	254	254
67		SOHRAB DEEP	7114	7589	6362	7459	8063	8629	7579	6667	5617	4466	69545
68		SONRO	27649	25407	25086	22890	21216	20221	17197	15453	15552	13563	204234
69		SOUTH BUZDAR DEEP	12950	12148	11012	12073	10795	10719	9799	8896	8700	10206	107298
70		SOUTH MAZARI	8835	8803	8571	8373	7876	8225	8162	7581	8882	7957	83265
71		SOUTH MAZARI DEEP	14804	15545	15653	16533	16374	16180	16497	15388	16348	14999	158321
72		SUHRAT	44	93	136	15	0	0	0	0	0	0	288
73		SUMAR DEEP	20584	21453	21337	11012	11647	10817	10302	9614	10801	11018	138585
74		SUTIARI DEEP	3130	5525	5614	5802	4944	5718	5991	5492	6043	5987	54246
75		TAJEDI	2352	2002	2450	2334	2324	2512	2680	2128	2027	2047	22856
76		TANDO GHULAM ALI	347	264	382	390	277	324	419	470	347	460	3680
77		TANGRI	1789	2048	1889	2028	1692	2379	2152	1922	1741	1142	18782
78		TANGRI DEEP	406	396	424	360	341	344	318	305	326	310	3530
79		THARO	1334	1182	2036	209	544	431	432	1704	1971	1307	11150
80		THEBO	2061	1099	1393	3326	3181	2967	3182	2730	2839	2989	25767
81		TURK	1968	1756	1670	1165	1145	1322	1613	1885	1558	1306	15388
82		TURK DEEP	1037	1124	1115	1138	1456	1716	1158	1169	1554	992	12459
83		UMER	12837	11475	3541	5047	3111	1945	4159	3923	4393	3791	54222
84		WASAYO	0	0	0	0	0	0	18	0	0	0	18
85		ZAUR	5765	6436	5352	7205	10704	9855	6983	5722	6429	7737	72188
		Sub Total	436492	418877	391367	398715	363496	349741	319477	274956	266088	235511	3454720
86	OGDCL	BOBI	17175	11060	13650	13490	12090	12315	12560	11890	13460	13200	130890
87		BALUCH	0	0	0	1380	3715	4865	5270	4955	5050	5610	30845
88		CHAK 2	2885	6876	8164	8405	10175	16860	20430	17848	17840	17290	126773
89		CHAK 7A	825	1025	1050	1020	900	990	1085	1015	1130	1050	10090
90		CHAK 66 NE	1445	640	0	0	0	0	140	0	0	0	2225
91		CHAK 63	4370	38008	44167	33306	38390	32695	30880	26405	28045	26255	302521

Contd.

3.1 Production of Crude Oil

Unit: Barrels

S.NO	Company	Field	Jul,15	Aug,15	Sep ,15	Oct,15	Nov,15	Dec,15	Jan,16	Feb,16	Mar,16	Apr,16	Cummula-tive Total from July 2015
92		CHAK 63 SOUTH EAST	5960	8099	8590	8850	10930	11140	11780	11055	13210	13690	103304
93		HAKEEM DAHO	15295	23052	20174	15032	18160	17815	16295	17097	20600	18665	182185
94		NIM	1705	1705	1505	1645	1300	1290	1340	875	775	1130	13270
95		NUR BAGHLA	1885	1875	1690	1720	1635	1725	1645	1363	1420	1360	16318
96		NOORAI JAGR	0	0	365	1435	5500	10745	9910	8170	7110	5550	48785
97		JAKHRO	5105	9390	9895	7415	9138	7235	3705	3465	3645	3556	62549
98		JARWAR	8365	7945	7060	7470	6870	6770	6095	5590	5835	4955	66955
99		KUNNAR	100710	96986	66780	84111	81450	84165	84810	106775	124260	121427	951474
100		KUNNAR PASAKHI DEEP	30845	30905	22882	28962	28895	29085	32490	19575	23248	26285	273172
101		LASHARI CENTRE	19950	17160	16805	17160	16695	17405	17140	16265	17120	16475	172175
102		MISSAN	3505	3505	3390	3505	3425	3505	3475	3305	3535	3365	34515
103		MOLLAN N	2440	2460	2360	2460	2380	2440	2460	2280	505	0	19785
104		PALI DEEP	16210	14210	12510	12190	11670	11250	4135	0	0	0	82175
105		PASAKI	104740	103750	102500	105885	101040	106865	106015	99560	106850	101975	1039180
106		PASAKI N	14070	13875	13660	14165	13720	14300	14090	13160	3295	11155	125490
107		PASAKI NORTH EAST	9125	8935	8625	9075	8685	9150	9150	8485	9150	8785	89165
108		QADIR PUR	18405	15248	15365	18781	18781	19720	15580	15392	15990	18570	171832
109		SONO	20080	15155	14530	15150	14640	16870	20735	19305	20800	19415	176680
110		TANDO ALAM	19595	20040	19435	20235	19585	20210	20055	17230	18455	17850	192690
111		THORA	12200	12310	12055	12425	12130	12530	12945	12785	12705	11070	123155
		Sub Total	436890	464214	427207	445272	451899	471940	464215	443845	474033	468683	4548198
112	PPL	ADAM	2857	2627	3748	3818	3127	1139	0	0	922	1443	19681
113		ADAM WEST	0	0	0	0	496	1083	1705	1476	950	962	6672
114		KANDH KOT	236	346	265	295	410	602	1000	595	401	236	4386
115		KINZA	119	362	139	0	0	0	0	0	0	0	620
116		SHAHDAD	0	0	1708	2390	2493	3048	3017	2824	2488	2395	20363
117		MAZARANI	318	312	282	291	263	394	391	303	321	304	3179
		Sub Total	3530	3647	6142	6794	6789	6266	6113	5198	5082	5340	54901
118	OMV	LATIF	2088	2710	2400	2099	2422	2155	1833	1511	1514	1493	20225
119		MIANO	1507	2137	1168	1359	985	1607	1227	1375	1148	1527	14040
		Sub Total	3595	4847	3568	3458	3407	3762	3060	2886	2662	3020	34265
120	MPCL	MARI	2528	2261	2163	1556	1256	1000	1187	738	1433	1265	15387
121		SUJJAL	4091	4003	4003	3886	3857	3276	3000	2139	1977	3354	33586
122		SUJAWAL	1272	1402	1402	1387	1311	1501	2500	2868	2590	2340	18573
		Sub Total	7891	7666	7568	6829	6424	5777	6687	5745	6000	6959	67546
123	Eni(Pak)	BHIT	9693	8942	8201	9082	8424	8368	10075	9318	9780	8394	90277
124		BADHRA	1614	1396	1256	1398	1441	1622	1642	1504	1586	1693	15152
125		KADANWARI	927	775	661	825	750	1162	800	725	775	336	7736
		Sub Total	12234	11113	10118	11305	10615	11152	12517	11547	12141	10423	113165
126	OMV Maurice	MEHAR	45444	39177	35770	38257	35322	32090	27026	31585	37221	26040	347932
		Sub Total	45444	39177	35770	38257	35322	32090	27026	31585	37221	26040	347932
		TOTAL	966543	968746	898678	927308	893407	897079	855059	789682	819265	773524	8789291
	KHYBER .P.K												
1	OGDCL	CHANDA	47510	44520	52110	42955	54625	50230	47940	43340	45255	45120	473605
2		NASPHA	622640	578348	598410	609451	582183	591862	585567	542835	576332	557958	5845586
3		MELA	61610	60970	57945	61130	59570	102262	104125	90890	96660	87770	782932
		Sub Total	731760	683838	708465	713536	696378	744354	737632	677065	718247	690848	7102123
4	MOL	MANZALAI	24844	24365	22223	20411	16783	17774	16154	15376	15610	14996	188536
5		MAMIKHEL	22847	23590	21573	22607	19533	20395	18739	17320	17630	15800	200034
6		MARAMZAI	101525	137845	138726	146102	144193	152975	151111	142786	151162	142450	1408875
7		MAKORI	1036	758	893	1414	1182	1052	947	838	900	828	9848
8		MAKORI EAST	438633	268518	374750	453665	484339	485740	470792	447494	472991	441492	4338414
		Sub Total	588885	455076	558165	644199	666030	677936	657743	623814	658293	615566	6145707
		TOTAL	1320645	1138914	1266630	1357735	1362408	1422290	1395375	1300879	1376540	1306414	13247830
	BALOCHISTAN												
1	OGDCL	UCH	1463	1343	1108	794	987	1092	1682	1244	1097	1452	12262
		Sub Total	1463	1343	1108	794	987	1092	1682	1244	1097	1452	12262
2	MPCL	ZARGHUN SOUTH	337	325	311	329	269	296	374	314	206	204	2965
		Sub Total	337	325	311	329	269	296	374	314	206	204	2965
3	PPL	SUI	981	1024	1468	1296	2125	3143	2893	3209	2204	739	19082
		Sub Total	981	1024	1468	1296	2125	3143	2893	3209	2204	739	19082
		TOTAL	2781	2692	2887	2419	3381	4531	4949	4767	3507	2395	34309
		GRAND TOTAL	2730464	2561277	2602376	2724431	2699462	2788511	2706381	2531997	2677367	2555308	26577574

3.2 Production of Natural Gas

Unit:(MCFT)

S.No.	Company	Field	Jul,15	Aug,15	Sep ,15	Oct,15	Nov,15	Dec,15	Jan,16	Feb,16	Mar,16	Apr,16	Cummula-tive Total from July 2015
	PUNJAB												
1	OGDCL	DAKHNI	861.38	867.23	834.57	305.46	653.44	839.93	836.43	728.13	763.65	752.47	7442.69
2		BAHU	265.47	250.01	228.88	222.27	194.58	182.59	164.47	139.46	138.77	122.86	1909.36
3		FIMKASSAR	3.26	3.26	3.15	3.26	3.15	3.26	3.26	3.05	3.28	3.30	32.23
4		DHODAK	109.70	103.50	94.50	93.90	93.10	101.50	103.70	95.70	102.30	99.00	996.90
5		KAL	2.18	2.26	2.06	2.21	2.16	2.22	2.20	2.00	2.09	1.90	21.28
6		MISSAKISWAL	3.10	6.77	2.88	2.40	2.03	1.70	1.62	2.49	3.66	4.46	31.11
7		NANDPUR/PANJPIR	296.21	305.88	299.71	313.48	241.73	343.53	351.70	330.37	356.66	348.85	3188.12
8		RAJIN	21.74	21.10	20.56	21.05	20.08	20.10	19.31	18.00	19.24	18.90	200.08
9		SOGHRI	352.86	350.34	345.27	84.55	212.84	240.18	202.43	258.77	316.60	305.40	2669.24
10		TOOT	25.89	25.60	24.88	24.95	24.39	24.15	29.28	27.84	30.42	30.10	267.50
11		SADKAL	37.15	31.22	49.88	47.96	42.68	40.80	43.22	33.86	46.33	42.49	415.59
		SUB TOTAL	1978.94	1967.17	1906.34	1121.49	1490.18	1799.96	1757.62	1639.67	1783.00	1729.73	17174.10
12	OPL	DHURNAL	7.94	52.13	59.50	69.48	27.69	32.31	31.49	35.39	25.01	19.74	360.68
13		BHANGALI	0.00	0.00	0.00	0.00	0.00	0.00	1.24	1.44	1.10	0.91	4.69
14		RATANA	371.46	465.45	356.36	420.36	465.23	476.17	444.59	387.38	388.27	355.99	4131.26
		SUB TOTAL	379.40	517.58	415.86	489.84	492.92	508.48	477.32	424.21	414.38	376.64	4496.63
15	POL	BALKASSAR	1.99	1.95	1.39	1.18	1.74	0.98	1.57	1.51	1.88	1.90	16.09
16		DHULIAN	72.85	72.85	70.46	72.85	70.50	72.85	72.85	68.15	72.85	69.91	716.12
17		MEYAL	80.40	80.23	77.39	80.62	77.93	78.89	80.19	75.48	77.13	75.39	783.65
18		PARIWALI	201.24	202.83	192.48	191.16	176.27	163.69	159.95	146.05	153.40	146.87	1733.94
19		PINDORI	27.90	27.10	30.18	29.05	23.14	19.40	19.95	18.81	19.95	18.91	234.39
20		TURKWAL	1.55	1.55	1.49	1.53	1.50	1.54	1.55	1.45	1.54	1.49	15.19
		SUB TOTAL	385.93	386.51	373.39	376.39	351.08	337.35	336.06	311.45	326.75	314.47	3499.38
21	PPL	ADHI	1265.00	1227.20	1274.46	1389.00	1453.00	1626.00	1446.00	1568.00	1698.00	1686.00	14632.66
		SUB TOTAL	1265.00	1227.20	1274.46	1389.00	1453.00	1626.00	1446.00	1568.00	1698.00	1686.00	14632.66
22	MPCL	HALINI	31.07	26.33	28.73	32.35	33.34	28.40	28.43	22.93	23.32	14.36	269.26
		HALINI DEEP	0.00	0.00	0.00	0.00	0.00	0.00	0.00	0.00	0.00	0.00	0.00
		SUB TOTAL	31.07	26.33	28.73	32.35	33.34	28.40	28.43	22.93	23.32	14.36	269.26
23	DEWAN	RODHO(SALSABIL)	415.69	409.79	392.24	400.57	385.50	392.65	380.10	340.20	345.41	332.47	3794.62
		SUB TOTAL	415.69	409.79	392.24	400.57	385.50	392.65	380.10	340.20	345.41	332.47	3794.62
		TOTAL	4456.03	4534.58	4391.02	3809.64	4206.02	4692.84	4425.53	4306.46	4590.86	4453.67	43866.65
	SINDH												
1	BHP	ZAMZAMA	4219.96	3978.43	3643.89	3574.55	3237.51	3624.43	3575.85	3155.20	4103.36	3899.94	37013.12
		SUB TOTAL	4219.96	3978.43	3643.89	3574.55	3237.51	3624.43	3575.85	3155.20	4103.36	3899.94	37013.12
2	UEPL	ALI	75.21	0.00	44.55	133.00	96.04	90.20	244.96	201.15	77.31	71.84	1034.26
3		AASSU	21.04	19.78	18.85	15.17	10.57	10.51	10.48	4.53	2.10	4.13	117.16
4		AHMED	0.00	0.00	0.00	0.00	0.00	0.00	0.00	0.00	0.00	0.00	0.00
5		BHATTI/NAKURJI	20.32	19.71	20.10	20.99	19.67	20.12	20.63	18.75	21.43	2.75	184.47
6		BUKHARI DEEP	13.95	30.58	30.76	20.26	17.84	10.49	14.29	12.46	30.18	26.49	207.30
7		BACHAL	2.55	2.67	0.79	0.00	0.00	0.00	0.00	0.00	0.00	0.00	6.01
8		BAKSH DEEP	327.13	257.82	254.07	243.98	214.17	227.21	204.97	166.05	129.28	107.65	2132.33
9		BIJORO	1.10	1.08	0.98	0.77	0.70	0.80	0.66	0.48	0.37	0.35	7.29
10		BHANOKI	0.00	0.00	0.00	0.00	0.00	0.00	0.00	0.00	0.00	0.00	0.00
11		BILAL	0.00	0.00	0.00	0.00	0.00	0.00	0.00	0.00	6.77	5.91	12.68
12		DABHI SOUTH	14.37	12.15	8.21	8.88	9.87	10.91	11.21	10.62	9.92	9.32	105.46
13		DABHI NORTH	1.19	2.43	1.44	1.08	1.28	2.88	2.30	2.28	3.05	1.14	19.07
14		DHANI	2.98	0.33	0.00	0.00	0.00	0.00	0.00	0.00	0.00	0.00	3.31
15		DUPHRI	13.30	13.31	12.32	11.71	11.70	8.10	7.56	1.11	1.70	3.34	84.15
16		FATEH SHAH NORTH	11.15	9.63	7.74	2.97	0.92	0.00	0.00	0.00	0.00	0.00	32.41
17		GHUNGRO	2.28	2.04	1.91	1.59	1.62	1.62	1.55	1.23	1.36	1.55	16.75
18		GHARO	0.69	0.64	0.66	0.55	0.62	0.69	0.65	0.61	0.62	0.63	6.36
19		GOLARCHI	3.12	16.71	9.96	7.01	10.70	11.50	3.96	6.72	7.38	1.93	78.99
20		HALIPOTA	12.22	16.06	11.81	10.74	10.83	6.27	5.48	12.93	14.37	10.01	110.72
21		HAIDER DEEP	4.45	2.94	3.34	0.00	2.87	0.00	1.03	0.00	0.00	0.00	14.63
22		JABO	6.78	6.89	6.67	7.00	6.84	5.35	4.50	3.91	4.84	5.61	58.39
23		JARAR DEEP	16.38	18.69	20.27	23.82	18.91	18.76	18.19	16.18	13.25	11.94	176.39

Contd.

3.2 Production of Natural Gas

Unit:(MCFT)

S.No.	Company	Field	Jul,15	Aug,15	Sep ,15	Oct,15	Nov,15	Dec,15	Jan,16	Feb,16	Mar,16	Apr,16	Cummula-tive Total from July 2015
24		JHABERI SOUTH	0.18	0.49	0.14	0.00	0.00	0.00	0.00	0.00	0.00	0.00	0.81
25		JOGWANI	12.83	13.99	12.05	12.03	9.03	7.33	4.40	0.82	0.83	1.69	75.00
26		JAGIR	0.16	0.58	0.86	0.99	0.82	0.82	0.86	0.74	0.55	0.36	6.74
27		JAN	0.00	0.00	0.00	0.00	0.00	0.78	1.22	0.00	0.20	0.22	2.42
28		KATO	1.14	0.70	1.09	0.95	0.97	0.89	3.61	10.37	10.81	9.40	39.93
29		KAMAL NORTH -1	87.28	78.60	54.79	55.16	49.21	31.81	17.99	15.53	48.81	46.36	485.54
30		KAUSAR	58.73	69.63	57.77	48.02	47.33	47.95	42.99	37.40	34.45	34.66	478.93
31		KHASKHELI	6.20	6.47	6.26	6.47	6.23	6.78	6.95	6.48	6.66	6.63	65.13
32		KHASKHELI DOWN THROWN	0.72	0.67	0.68	0.69	0.57	0.66	0.64	0.59	0.87	0.83	6.92
33		KHOREWAH	161.52	146.96	141.55	139.86	127.54	115.22	110.48	95.27	94.28	89.34	1222.02
34		KHOREWAH DEEP	7.24	4.83	4.65	5.74	5.85	0.79	4.89	2.69	4.50	4.20	45.38
35		KOLI	11.06	17.70	16.62	5.06	0.00	0.00	0.00	0.00	0.00	0.00	50.44
36		KORAI	734.79	600.78	110.98	458.93	460.21	432.87	370.78	339.13	341.47	259.66	4109.60
37		KORAI NORTH	0.00	0.00	0.00	0.10	0.00	0.23	0.00	0.00	1.01	0.18	1.52
38		KUMBH	0.00	0.00	0.00	157.05	100.89	77.27	62.31	59.00	59.15	46.01	561.68
39		LAGHARI	0.31	0.68	0.44	0.00	0.00	0.35	0.37	0.18	0.07	0.20	2.60
40		LODANO	146.62	98.81	43.52	63.54	29.10	23.26	17.26	15.72	11.51	8.76	458.10
41		LODANO DEEP	10.50	34.27	19.81	29.46	24.27	19.07	14.02	14.56	10.81	11.09	187.86
42		LIARI DEEP	9.44	0.38	0.00	0.00	0.00	0.00	0.00	0.00	0.00	0.00	9.82
43		LIMU	0.00	0.97	0.00	5.64	7.96	4.29	1.00	4.02	0.52	0.00	24.40
44		LIMU NORTH	0.00	0.00	0.00	0.00	0.00	0.00	0.00	51.91	672.96	660.42	1385.29
45		LIMU EAST	0.00	0.00	0.00	0.00	0.00	0.00	0.00	0.00	0.00	0.00	0.00
46		MAKHDUM PUR	34.16	38.40	32.15	37.07	31.38	27.08	33.58	39.84	13.44	32.79	319.89
47		MAKHDUM PUR DEEP	6.82	6.71	6.21	5.72	4.67	4.43	4.48	4.84	1.03	2.50	47.41
48		MAZARI	5.66	7.34	5.03	5.19	4.44	7.35	4.62	5.13	6.95	3.31	55.02
49		MATLI	1.95	3.26	2.44	0.06	0.40	0.82	0.00	0.00	0.00	0.00	8.93
50		MAHI	0.00	0.00	0.00	0.00	0.00	0.00	0.00	0.00	0.00	1.27	1.27
51		MEYUN ISMAIL DEEP	21.62	22.47	21.70	26.04	55.54	54.42	36.41	28.25	32.40	20.69	319.54
52		MISSRI	2.50	2.24	2.37	2.39	2.38	2.61	2.56	2.30	2.35	2.40	24.10
53		MOHANO	1.05	1.19	1.12	1.12	1.05	0.97	1.22	1.15	1.05	1.00	10.92
54		MUBAN	1.30	1.25	0.94	1.53	2.06	1.93	1.80	1.38	1.00	0.00	13.19
55		MURID	6.14	5.50	4.75	5.17	4.24	4.19	4.38	3.52	4.01	3.61	45.51
56		NAIMAT BASAL	48.31	81.66	126.53	92.20	116.43	71.37	83.08	73.21	81.26	76.93	850.98
57		NAIMAT BASAL 2X	15.13	13.12	10.96	8.01	11.13	8.14	13.08	2.92	8.36	18.64	109.49
58		NAIMAT WEST	1995.64	2717.84	3751.78	3577.36	3421.29	3166.49	3412.27	3274.15	3853.09	4072.98	33242.89
59		NANDO	0.77	3.53	3.68	4.55	3.69	3.62	4.56	4.38	0.92	2.52	32.22
60		NURPUR DEEP	28.56	27.39	25.92	25.56	22.74	23.65	25.67	22.43	25.43	24.17	251.52
61		NORTH AKRI	0.27	0.28	0.21	0.20	0.22	0.12	0.47	0.28	0.05	0.02	2.12
62		PANIRO	0.70	0.77	0.62	1.88	2.08	2.15	1.86	1.62	0.54	0.00	12.22
63		PIARO DEEP	35.22	31.05	25.63	21.94	19.82	18.49	19.25	13.67	15.12	11.21	211.40
64		PIARO DEEP BASAL	15.44	48.10	172.28	143.54	127.78	111.74	107.35	87.22	83.41	73.51	970.37
65		QASIM DEEP	102.77	98.63	99.70	103.72	95.05	97.23	94.00	86.33	84.99	75.83	938.25
66		RAHIM NORTH	25.64	10.95	1.42	0.00	0.00	0.00	0.87	0.36	0.00	0.00	39.24
67		RAHIM 1X	70.83	63.32	51.32	45.67	51.32	51.40	52.40	48.85	41.91	35.82	512.84
68		RAHIM 2X	9.84	10.44	10.08	12.32	13.20	11.80	11.07	14.08	15.94	11.60	120.37
69		RAJANI	2784.89	3281.22	2995.10	3684.56	4259.50	5189.40	4839.90	4289.80	4565.05	4664.69	40554.11
70		RAGNI DEEP	19.85	19.93	16.23	16.85	16.73	12.27	15.41	13.45	8.31	8.99	148.02
71		SALEH	95.72	83.17	139.56	149.02	120.84	159.80	101.18	77.52	7.32	0.00	934.13
72		SAKHI DEEP	31.21	32.97	32.54	31.92	30.19	31.90	32.07	28.45	30.64	22.84	304.73
73		SAKHI SOUTH DEEP	1.19	1.17	1.11	1.10	1.15	1.16	1.17	1.05	1.14	0.38	10.62
74		SAMAN	2.04	1.59	2.59	2.11	2.81	2.75	1.85	0.59	0.00	0.00	16.33
75		SALAMAT	991.81	1050.23	922.52	1033.39	1011.51	1030.22	1023.09	789.98	1007.82	914.32	9774.89
76		SAHU	0.00	0.00	0.00	0.00	0.00	0.00	0.00	0.00	0.00	16.81	16.81
77		SAJAN	92.08	129.06	112.40	133.69	130.21	144.79	120.47	0.00	0.00	0.00	862.70
78		SONRO	59.17	53.16	77.88	262.29	155.39	58.84	40.43	39.12	38.12	35.03	819.43

Contd.

3.2 Production of Natural Gas

Unit:(MCFT)

S.No.	Company	Field	Jul,15	Aug,15	Sep ,15	Oct,15	Nov,15	Dec,15	Jan,16	Feb,16	Mar,16	Apr,16	Cummula-tive Total from July 2015
79		SOUTH MAZARI	6.38	9.42	6.67	7.08	4.89	11.39	8.06	9.69	10.80	5.15	79.53
80		SOUTH MAZARI DEEP	19.12	19.16	18.42	22.54	27.15	20.13	28.72	29.00	26.18	27.76	238.18
81		SOHRAB DEEP	2570.83	2637.75	2085.11	2292.33	2066.89	2103.88	2009.99	1637.11	1662.82	1474.43	20541.14
82		SUMAR DEEP	156.39	145.53	112.99	144.69	135.81	185.36	148.98	132.25	121.07	104.27	1387.34
83		SOUTH BUZDAR DEEP	250.15	223.20	204.74	179.38	161.68	161.12	163.64	145.87	127.16	110.94	1727.88
84		SHEIKHANO	3.38	4.42	1.64	3.68	0.37	3.42	5.46	3.30	3.59	4.69	33.95
85		SHEIKHANO DEEP	0.39	0.27	0.15	0.23	3.29	0.33	0.08	0.00	0.00	0.00	4.74
86		SUTIARI DEEP	1541.34	1612.32	1649.46	1683.79	1599.92	1570.43	1644.98	1443.72	1196.47	1281.82	15224.25
87		SUHRAT	32.76	42.87	34.61	32.48	30.61	31.27	32.86	29.05	29.07	19.93	315.51
88		TANDO GHULAM ALI	50.87	49.58	48.59	48.84	46.41	43.39	44.36	43.78	45.00	46.31	467.13
89		TANGRI	1.59	2.58	2.51	2.42	2.22	2.33	2.43	2.12	2.43	1.98	22.61
90		TANGRI DEEP	35.62	32.41	43.28	34.50	21.79	32.22	34.94	23.67	24.00	15.81	298.24
91		TAJEDI	0.21	0.14	0.15	0.18	0.17	0.10	0.47	0.28	0.17	0.21	2.08
92		THEBO	104.22	100.94	96.09	72.42	55.47	56.05	46.38	40.26	28.79	29.21	629.83
93		THARO	390.44	354.46	312.32	149.18	148.95	80.50	19.14	207.81	255.38	233.66	2151.84
94		TURK	54.03	54.57	52.56	51.25	46.28	53.81	78.59	69.70	72.05	67.64	600.48
95		TURK DEEP	223.91	207.54	213.35	215.02	198.98	200.27	183.21	162.86	145.17	121.33	1871.64
96		UMER	253.51	244.58	241.08	234.61	151.84	93.90	102.19	79.59	39.50	24.14	1464.94
97		USMAN	99.62	82.06	72.82	89.56	86.99	83.82	80.42	85.40	81.96	81.68	844.33
98		WASAYO	0.00	0.00	0.00	0.00	0.00	0.00	27.41	151.63	166.69	118.63	464.36
99		ZAUR	9.43	7.00	6.71	7.49	26.73	22.38	10.38	7.28	11.04	12.50	120.94
100		ZAUR WEST	0.00	4.58	2.92	1.59	1.41	0.43	1.29	1.17	1.48	0.49	15.36
101		ZAUR DEEP	2.65	1.43	2.43	1.15	0.00	1.29	0.39	0.25	3.29	0.00	12.88
		SUB TOTAL	14114.05	15194.72	14791.01	16209.79	15842.22	16254.73	15977.11	14375.08	15609.15	15361.04	153728.90
102	OGDCL	BOBI	264.66	157.52	173.40	175.50	166.50	172.05	171.64	160.95	172.05	166.50	1780.77
103		BALUCH	0.00	0.00	0.00	11.10	30.50	44.90	52.17	55.10	71.75	65.80	331.32
104		CHAK 2	55.51	86.65	97.50	121.75	162.65	285.07	364.96	357.79	357.55	349.59	2239.02
105		CHAK 7A	6.99	7.13	12.71	17.91	19.55	19.70	22.84	23.66	20.41	16.87	167.77
106		CHAK 63	56.61	148.08	185.45	173.18	167.73	131.78	129.25	137.26	145.71	157.17	1432.22
107		CHAK 63 SOUTH EAST	34.95	62.37	81.64	68.75	78.52	71.86	80.13	97.61	118.27	130.80	824.90
108		CHAK 66NE	13.72	5.94	0.00	0.00	0.00	0.00	5.84	0.00	0.00	0.00	25.50
109		HAKEEM DAHO	392.27	474.70	429.65	312.05	379.24	424.68	351.15	391.97	432.05	325.62	3913.38
110		DACHRAPUR	286.09	284.67	274.28	282.09	271.81	245.81	243.84	229.65	253.55	243.74	2615.53
111		LALA JAMALI	0.00	0.00	0.00	0.00	0.00	0.00	0.00	0.00	0.00	0.00	0.00
112		JAKHRO	175.58	233.75	221.73	163.70	208.89	160.68	93.85	59.18	79.50	78.85	1475.71
113		NUR BAGHLA	141.28	134.28	124.20	119.28	108.40	108.38	102.68	93.90	131.20	131.70	1195.30
114		NOORAI JAGIR	0.00	0.00	18.35	42.01	103.34	183.21	197.29	176.02	177.41	159.80	1057.43
115		NIM	44.67	43.73	41.67	42.65	37.35	33.42	33.33	27.51	33.26	29.97	367.56
116		KUNNAR	567.15	560.85	377.55	399.75	387.60	400.52	400.52	382.76	413.90	401.16	4291.76
117		KUNNAR PASAKHI DEEP	3251.56	3517.67	2793.32	3469.61	3364.26	3205.64	3573.44	2212.18	2534.83	2993.72	30916.23
118		SARI HUNDI	51.85	49.62	50.94	52.50	45.34	39.85	37.48	30.64	28.93	44.68	431.83
119		QADIRPUR	11840.73	11047.91	11445.88	11702.44	11302.25	11541.45	11479.64	10151.73	10323.78	11151.19	111987.00
120		PASAKHI	20.62	20.62	19.95	20.62	19.95	20.62	20.63	19.29	20.62	19.95	202.87
121		MARU-RETI	459.68	459.55	445.59	415.14	435.77	440.33	428.16	385.92	388.68	366.91	4225.73
		SUB TOTAL	17663.92	17295.04	16793.81	17590.03	17289.65	17529.95	17788.84	14993.12	15703.45	16834.02	169481.83
122	PPL	CHACHAR	106.00	93.86	99.72	105.00	79.00	74.00	100.00	82.00	97.00	94.00	930.58
123		ADAM	537.00	433.43	547.29	528.00	199.00	70.00	0.00	0.00	79.00	74.00	2467.72
124		ADAM WEST	0.00	0.00	0.00	0.00	340.00	506.00	585.00	542.00	492.00	456.00	2921.00
125		KANDHKOT	5803.00	5555.00	5377.71	5597.00	4505.00	2811.00	3952.00	2986.00	2754.00	3282.00	42622.71
126		KINZA	74.00	70.38	30.45	0.00	0.00	0.00	0.00	0.00	0.00	0.00	174.83
127		SHAHDAD	0.00	0.00	139.36	226.00	211.00	239.00	235.00	223.00	211.00	215.00	1699.36
128		MAZRANI	137.00	116.77	128.00	131.00	126.00	128.00	129.00	118.00	128.00	123.00	1264.77
		SUB TOTAL	6657.00	6269.44	6322.53	6587.00	5460.00	3828.00	5001.00	3951.00	3761.00	4244.00	52080.97
129	MPCL	KOONJ-1A	34.85	36.05	35.24	35.47	34.46	35.07	33.05	28.22	30.01	30.99	333.41
130		SUJJAL	397.38	395.46	329.55	390.77	385.08	326.65	296.91	225.55	220.66	375.74	3343.75

Contd.

3.2 Production of Natural Gas

Unit:(MCFT)

S.No.	Company	Field	Jul,15	Aug,15	Sep ,15	Oct,15	Nov,15	Dec,15	Jan,16	Feb,16	Mar,16	Apr,16	Cummula-tive Total from July 2015
131		SUJAWAL	169.38	157.73	169.95	167.98	161.03	179.50	275.06	309.39	288.18	322.27	2200.47
132		MARI	19380.13	19204.45	18662.86	17849.43	16082.84	18091.64	18223.93	17664.15	18951.28	18647.39	182758.10
		SUB TOTAL	19981.74	19793.69	19197.60	18443.65	16663.41	18632.86	18828.95	18227.31	19490.13	19376.39	188635.73
133	OMV	MIANO	2805.00	3070.00	2697.00	2789.00	2714.00	2757.00	2845.00	3390.00	3433.00	3358.00	29858.00
134		LATIF	2599.00	3396.00	3182.00	3234.00	3042.00	2849.00	2648.00	2220.00	2298.00	1994.00	27462.00
135		SAWAN	2843.00	2827.00	2651.00	2671.00	2553.00	2596.00	2555.00	2471.00	2490.00	2344.00	26001.00
136		TAJJAL	177.00	178.00	175.00	160.00	132.00	45.00	95.00	85.00	18.00	123.00	1188.00
		SUB TOTAL	8424.00	9471.00	8705.00	8854.00	8441.00	8247.00	8143.00	8166.00	8239.00	7819.00	84509.00
137	ENI(PAK)	BHIT	6577.41	6372.22	5977.36	6055.45	5851.85	5828.58	5480.95	4909.82	5182.38	4859.05	57095.07
138		BADHRA	4388.44	4266.28	4024.21	4052.38	3839.24	3848.79	3687.61	3390.21	3523.43	3113.89	38134.48
139		KADANWARI	2511.47	2497.47	2196.06	2325.33	2165.90	2165.90	2102.71	1765.22	1739.86	1350.08	20820.00
		SUB TOTAL	13477.32	13135.97	12197.63	12433.16	11856.99	11843.27	11271.27	10065.25	10445.67	9323.02	116049.55
140	OMV MAURICE	MEHAR	741.99	628.63	560.46	570.55	531.80	447.35	380.48	422.84	471.71	377.91	5133.72
		SUB TOTAL	741.99	628.63	560.46	570.55	531.80	447.35	380.48	422.84	471.71	377.91	5133.72
141	PEL	BADAR	370.61	376.37	358.35	369.42	352.38	356.88	355.63	322.29	354.90	382.97	3599.80
142		BLOCK-22	241.35	251.75	236.43	266.68	259.48	254.27	304.57	263.37	335.38	329.61	2742.89
		SUB TOTAL	611.96	628.12	594.78	636.10	611.86	611.15	660.20	585.66	690.28	712.58	6342.69
143	POGC	REHMAN	287.75	173.27	289.09	285.72	272.72	277.75	278.79	257.96	273.35	263.82	2660.22
		SUB TOTAL	287.75	173.27	289.09	285.72	272.72	277.75	278.79	257.96	273.35	263.82	2660.22
		TOTAL	86179.69	86568.31	83095.80	85184.55	80207.16	81296.49	81905.49	74199.42	78787.10	78211.72	815635.73
	KHYBER .P.K												
1	OGDCL	CHANDA	95.74	91.27	111.20	91.57	90.37	92.71	97.71	85.14	89.02	84.65	929.38
2		NASHPA	2579.36	2428.11	2576.93	2658.68	2572.61	2624.74	2629.66	2459.67	2627.28	2469.87	25626.91
3		MELA	327.39	320.36	296.26	311.88	304.84	504.13	521.40	473.29	514.18	484.54	4058.27
		SUB TOTAL	3002.49	2839.74	2984.39	3062.13	2967.82	3221.58	3248.77	3018.1	3230.48	3039.06	30614.56
4	MOL	MAKORI	27.90	23.11	27.00	31.89	29.10	28.58	26.86	24.47	26.94	25.08	270.93
5		MAKORI EAST	2254.21	1390.29	1968.48	2396.25	2556.10	2624.15	2527.89	2420.02	2604.32	2459.70	23201.41
6		MAMIKHEL	973.80	971.44	949.00	1002.16	949.93	969.54	953.95	880.93	922.63	851.71	9425.09
7		MANZALAI	1951.11	1778.91	1523.77	1492.55	1352.48	1376.76	1350.22	1246.65	4062.28	3870.80	20005.53
8		MARAMZAI	3050.07	3717.23	3898.00	4014.69	3920.06	4052.62	4064.61	3801.16	1312.92	1246.15	33077.51
		SUB TOTAL	8257.09	7880.98	8366.25	8937.54	8807.67	9051.65	8923.53	8373.23	8929.09	8453.44	85980.47
		TOTAL	11259.58	10720.72	11350.64	11999.67	11775.49	12273.23	12172.30	11391.33	12159.57	11492.50	116595.03
	BALOCHISTAN												
1	OGDCL	LOTI	568.89	550.63	563.92	684.95	744.70	755.24	750.77	637.59	856.80	852.11	6965.60
2		PIRKOH	410.35	400.28	388.30	391.02	356.80	361.40	363.60	319.80	356.55	333.30	3681.40
3		UCH	12377.80	12699.30	11666.20	8914.60	11618.80	12990.40	11625.20	9487.60	8645.10	10779.00	110804.00
		SUB TOTAL	13357.04	13650.21	12618.42	9990.57	12720.30	14107.04	12739.57	10444.99	9858.45	11964.41	121451.00
4	MPCL	ZARGHUM SOUTH	437.14	420.94	379.94	408.57	337.07	372.82	367.12	336.52	296.12	339.14	3695.38
		SUB TOTAL	437.14	420.94	379.94	408.57	337.07	372.82	367.12	336.52	296.12	339.14	3695.38
5	PPL	SUI	13328.00	13437.48	12839.10	13350.00	13244.00	13826.00	14062.00	12768.00	13567.00	13086.00	133507.58
		SUB TOTAL	13328	13437.48	12839.1	13350	13244	13826	14062	12768	13567	13086	133507.58
		TOTAL	27122.18	27508.63	25837.46	23749.14	26301.37	28305.86	27168.69	23549.51	23721.57	25389.55	258653.96
		GRAND TOTAL	129017.48	129332.24	124674.92	124743.00	122490.04	126568.42	125672.01	113446.72	119259.10	119547.44	1234751.37

3.3 Company wise Production of Crude Oil and Natural Gas for the month of April, 2016

Name of Company	Crude Oil (US Barrel)	Number of Oil Fields	% Share in Total Production	Natural Gas (MCFt)	Number of Gas Fields	% Share in Total Production
OGDCL	1280029	39	50.09	33567.22	35	28.08
PPL	242730	7	9.50	19016	8	15.91
MPCL	55196	6	2.16	19729.89	6	16.50
BHP	17548	1	0.69	3899.94	1	3.26
UEPL	235511	66	9.22	15361.04	84	12.85
OMV	3020	2	0.12	7819.00	4	6.54
Eni(Pak)	10423	3	0.41	9323.02	3	7.80
OMV Maurice	26040	1	1.02	377.91	1	0.32
OPL	23150	3	0.91	376.64	2	0.32
POL	43790	8	1.71	314.47	6	0.26
Dewan	2305	1	0.09	332.47	1	0.28
MOL	615566	5	24.09	8453.44	5	7.07
POGC	-	-	-	712.58	1	0.60
PEL	-	-	-	263.82	2	0.22
Total	2555308	142	100	119547.44	159	100

3.4 Province wise Production of Crude Oil and Natural Gas for the month of April, 2016

Province	Crude Oil (US Barrel)	Number of Oil Fields	% Share in Total Production	Natural Gas (MCFt)	Number of Gas Fields	% Share in Total Production
Punjab	472975	26	18.5	4453.7	23	3.7
Sindh	773524	105	30.3	78211.7	124	65.4
KPK	1306414	8	51.1	11492.5	8	9.6
Balochistan	2395	3	0.1	25389.6	5	21.2
Total	2555308	142	100.0	119547.44	160	100.0

Source: Directorate General of Petroleum concession
M/O Petroleum & Natural Resources Islamabad.

3.5 Production of Crude Oil, Natural Gas and Electricity

Year / Month		Crude Oil (000 Barrels)	Natural Gas (MCFT)	Total (Elec. Gen. Mn.Kwh)	Hydel	Thermal	Renewable	Nuclear
2010-11		24041	1471590	86873	31781	52376	----	2716
2011-12		24573	1558960	67272	28431	53571	----	5270
2012-13		27841	1505839	86190	29687	51950	----	4553
2013-14		31585	1493686	101524	31698	64924	----	4902
2014-15		34490	1465758	100318	32286	62415	802**	5617
2015	Apr	2839	119037	7242	1457	5277		508
	May	2799	125035	9680	3347	5799		534
	Jun	2682	122819	10345	3937	5920		488
	Jul	2730	129018	10996*	4497	5968	23	508
	Aug	2561	129332	10664*	4353	6020	34	257
	Sep	2602	124675	9932*	4112	5571	26	223
	Oct	2724	124743	8287*	2467	5553	19	248
	Nov	2699	122489	6696*	2266	4141	18	271
	Dec	2789	126568	7358*	1755	5315	28	260
2016	Jan	2706	125672	7564*	837	6367	28	332
	Feb	2532	113447	7134*	2166	4461	34	473
	Mar	2677	119259	7487*	1815	5147	18	507
	Apr	2555	119547	8842*	2350	5962	23	507

*= Provisional
**= Figure taken from Hydrocarbon Development Institute of Pakistan

Source i) Directorate General of Petroleum concession
M/O Petroleum & Natural Resources Islamabad
ii) Electricity Generating Establishments

3.6 Mineral Production

(Thousand Tonnes)

Year	Month	Arg Clay	Coal	Gypsum	Lime Stone	Marble	Rock Salt	Silica Sand
2010-11		4484	3292	885	32021	1133	1954	301
2011-12		4562	3179	1260	35016	1751	2136	270
2012-13		4513	2813	1250	38932	2360	2160	356
2013-14		4935	3311	1322	36463	2591	2220	268
2014-15		5097	3407	1417	39819	2462	2136	269
2015	Apr	507	301	117	3793	314	151	20
	May	564	306	148	3734	284	202	24
	Jun	425	244	118	3452	209	224	28
	Jul	300	216	156	4202	190	307	20
	Aug	449	237	137	3189	318	309	35
	Sep	481	269	177	3836	295	304	32
	Oct	442	299	155	4011	292	278	37
	Nov	499	201	165	3809	397	295	34
	Dec	444	288	178	4418	394	263	36
2016	Jan	360	436	147	3864	500	303	32
	Feb	401	312	159	3974	582	328	36
	Mar	605	368	172	4705	474	307	30
	Apr	535	369	131	4582	460	245	28

Source: Provincial Directorates of Mines & Minerals Punjab, Sindh, KPK, Balochistan & FATA.

3.6 Mineral Production

(Tonnes)

Year	Month	Barytes	Bauxite	Bentonite	Calcite	Chalk	China Clay	Copper Ore	Copper Blister	Chromite	Dolomite	Emerald (Unit: Gram)	Feld-spar	Fire Clay
2010-11		31836	9033	30840	607	1100	16055	-	15672	148034	240111	750	23254	274042
2011-12		48510	30223	16520	170	2749	21555	-	17931	179203	198392	236	53235	408187
2012-13		118471	25288	26077	550	810	22917	-	12285	136443	335819	695	38218	454645
2013-14		132433	31156	40650	436	1005	16191	500	6538	83447	592918	906	81858	458037
2014-15		204735	24689	22703	1694	515	18956	149	282161	100516	223117	2530	38568	405565
2015	Apr	3765	2362	1799	-	-	1518	-	-	9377	8215		2680	41274
	May	3456	1826	1132	-	-	2435	-	-	10987	10570		2492	42765
	Jun	2940	1787	513	-	0	2025	-	-	7993	8218		5270	40267
	Jul	1603	2350	2577	280	40	720	0	2389	4737	27452	125	12552	46039
	Aug	3665	3019	2461	56	60	3383	0	0	5127	27729	350	22459	53471
	Sep	1230	1076	2903	70	0	2077	0	0	6086	23641	227	19833	40893
	Oct	22529	1225	13862	42	0	1054	0	0	9632	37895	261	16955	37189
	Nov	16138	2713	1358	98	0	1527	0	0	10454	73280	322	17791	42638
	Dec	24942	7596	2531	112	81	1539	0	0	9440	29184	339	34637	37471
2016	Jan	28053	6062	2575	140	0	1886	0	0	3706	68075	320	34697	41447
	Feb	17263	4743	2299	154	0	1682	0	0	2761	90732	295	31891	34871
	Mar	16596	4741	2445	112	50	1545	0	0	4178	70301	217	26511	48568
	Apr	6567	8476	2409	168	0	1298	0	0	3764	84872	230	25393	61808

3.6 Mineral Production

(Tonnes)

Year	Month	Flourite	Fullers Earth	Iron ore	Laterite	Magnesite	Magnese	Ocher	Ord Sand/Bajri Sand	Ordinary Stone	Quartz crystal, (Quartz +Quartzite)	Soap Stone	Sulphur
2010-11		3156	4180	329100	298994	4908	785	36078	-	6685	56008	47561	27645
2011-12		6859	6906	384893	293625	5444	345	42107	-	6540	41355	55515	25560
2012-13		13344	4259	408604	328067	6705	290	37769	2141	4890	67107	93214	20610
2013-14		7500	6397	192749	380166	3770	3945	32634	3500	2895	92267	72234	35672
2014-15		5917	8005	328915	392347	4611	4790	33909	2490	2155	38037	100724	19730
2015	Apr	275	968	22979	38430	272	320	5173	-	150	-	12140	2200
	May	234	857	18785	41134	96	340	3891	-	200	-	12158	148
	Jun	174	808	16851	30837	304	120	1189	-	-	-	7413	269
	Jul	150	253	25846	27843	0	64	1906	0	250	3194	9682	1071
	Aug	290	523	17416	66634	3914	112	3002	0	300	8336	8563	840
	Sep	1180	2171	25757	49643	4955	0	4285	0	80	9183	9413	1100
	Oct	1972	498	141766	61156	5275	0	10260	0	0	6931	9659	327
	Nov	1032	1177	34923	51601	5629	0	7053	3205	0	2849	11361	623
	Dec	830	656	37849	89473	3010	0	2709	3305	0	9405	13712	1532
2016	Jan	1375	948	34660	84768	2672	0	2360	0	0	9029	12856	1555
	Feb	1226	1433	40617	69148	1366	70	6827	0	0	8454	14020	1459
	Mar	524	1811	36575	45229	2690	0	5854	0	0	8347	8349	1165
	Apr	497	1345	41091	41184	2229	0	5626	0	0	9401	11634	1072

Source: Provincial Directorates of Mines & Minerals Punjab, Sindh, KPK, Balochistan & FATA.

4. HEALTH

4.1(a) Monthly Immunization Coverage
Number of doses administered (0-11 months)children during 2015

Month(s)	BCG	OPV-0	OPV-1	OPV-2	OPV-3	IPV
Jan	502176	421923	482507	444166	435668	318011
Feb	501766	413988	493864	461716	444755	325668
Mar	477669	395338	514010	483116	468293	135388
Apr	434759	345506	487500	469752	458076	383000
May						
Jun						
Jul						
Aug						
Sep						
Oct						
Nov						
Dec						
Total	1916370	1576755	1977881	1858750	1806792	1162067

Contd.

4.1(a) Monthly Immunization Coverage
Number of doses administered (0-11 months)children during 2015

Month(s)	Pentava-lent-1	Pentava-lent-2	Pentava-lent-3	Pneumo-1	Pneumo-2	Pneumo-3	Measles-1
Jan	482382	446002	435745	479952	444436	433313	427483
Feb	495984	461544	444500	496368	460891	444380	427130
Mar	510722	483235	467957	512934	483067	468566	461428
Apr	486,576	468,801	457,099	480,384	469,024	458,212	478,804
May							
Jun							
Jul							
Aug							
Sep							
Oct							
Nov							
Dec							
Total	1975664	1859582	1805301	1969638	1857418	1804471	1794845

Source : National Institute of Health, Islamabad.

4.1(b) Monthly Immunization Coverage
Number of doses administered (12-23 Months) children during 2016

Month	BCG	OPV-1	OPV-2	OPV-3	Pentava-lent-1	Pentava-lent-2	Pentava-lent-3	Pneumo-1	Pneumo-2	Pneumo- 3	Measles-2
Jan	291	21	24	35	21	24	35	3	0	0	350935
Feb	874	734	569	678	734	569	731	6	4	3	370272
Mar	96	1617	1133	1100	1596	1118	1088	2	2	2	402196
Apr	77	971	859	988	971	859	988	2	6	6	405756
May											
Jun											
Jul											
Aug											
Sep											
Oct											
Nov											
Dec											
Total	1338	3343	2585	2801	3322	2570	2842	13	12	11	1529159

BCG = Bacillus of Chalmette and Guerin
OPV = Oral Polio Vaccine

Source : National Institute of Health, Islamabad.

4.1(c) Monthly Immunization Coverage
Number of TT doses administered to women during 2016

MONTH	Pregnant Women					Childbearing age women				
	TT1	TT2	TT3	TT4	TT5	TT1	TT2	TT3	TT4	TT5
Jan	359337	308399	30488	8007	4193	17768	12649	8592	2335	1118
Feb	369976	309473	29053	7521	5152	30247	21205	13193	4435	1702
Mar	395273	332035	31001	8270	4688	20380	14121	9446	2959	1385
Apr	403705	331730	32830	8548	5244	21852	14759	10140	2754	1409
May										
Jun										
Jul										
Aug										
Sep										
Oct										
Nov										
Dec										
Total	1528291	1281637	123372	32346	19277	90247	62734	41371	12483	5614

TT = Tetanus Toxiod

Source : National Institute of Health, Islamabad.

4.2 Monthly Report on HIV Treatment Centres
April, 2016

S. No	Centre Name	Male		Female		Children		Transgender		Total	Total on ART
		Total	On ART	Total	On ART	Total	On ART	Total	On ART		
Federal											
1	PIMS, Islamabad	1956	870	366	249	40	39	7	5	2369	1163
Punjab											
2	Combined Militry Hospital, Rawalpindi	19	19	0	0	0	0	0	0	19	19
3	Mayo Hospital, Lahore	598	278	65	44	6	1	15	3	684	326
4	Services Hospital, Lahore	310	213	118	91	32	8	0	0	460	312
5	Peaditric Unit, Services Hospital, Lahore	0	0	0	0	246	161	0	0	246	161
6	Shaukat Khanum Hospital, Lahore	251	235	172	151	16	1	0	0	439	387
7	Jinnah Hospital, Lahore	1056	582	249	159	0	0	45	27	1350	768
8	DHQ Hospital, Sargodha	480	159	49	23	10	3	0	0	539	185
9	DHQ Hospital, D.G Khan	1378	1050	307	227	51	51	4	3	1740	1331
10	Allied Hospital, Faisalabad	932	732	87	78	0	0	1	1	1020	811
11	Aziz Bhatti Hospital,Gujrat	614	394	292	217	0	0	0	0	906	611
Sindh											
11	Civil Hospital, Karachi	3389	1400	293	201	27	0	53	20	3762	1621
12	Peaditric Unit, Civil Hospital, Karachi	0	0	0	0	85	51	0	0	85	51
13	Indus Hospital, Karachi	425	231	95	55	0	0	7	5	527	291
14	Aga Khan Hospital, Karachi	0	0	0	0	42	32	0	0	42	32
15	Chanka Medical College Hospital, Larkana	927	712	198	166	16	6	29	23	1170	907
Khyber Pakhtunkhwa											
16	Hayatabad Medical Complex, Peshawar	1635	1181	505	388	82	41	4	4	2226	1614
17	KDA Hospital, Kohat	202	143	98	80	15	10	0	0	315	233
Balochistan											
18	Bolan Medical Complex, Quetta	299	189	64	49	9	11	3	0	375	249
18	ART Center, Turbat	164	78	25	18	8	3	0	0	197	99
	Total	14635	8466	2983	2196	685	418	168	91	18471	11171

Source:- National Aids Control Programme, NIH, Islamabad.

4.3(a) Register Veterinary Medical Practitioner With PVMC- 2016

RVMP Registration for the year of 2016	Male	Female	D.V.M	M.Sc	M.Phil	Ph.D	Total
Jan	58	10	68	Nil	Nil	Nil	68
Feb	98	10	107	Nil	Nil	1	108
Mar	100	10	110	Nil	Nil	Nil	110
Apr	30	3	32	1	Nil	Nil	33
May							
Jun							
Jul							
Aug							
Sep							
Oct							
Nov							
Dec							
Total	286	33	317	1	Nil	1	319

Total RVMP Registered since 1st January 2016 to 30th June 2016=421
Total RVMP Registered since 30''' May 2000 to 30th June 2016= 10543

Source:- Pakistan Veterinary Medical Council, Islamabad.

4.3(b) Registered Animal Husbandry Graduate With PVMC- 2016

RVMP Registration for the year of 2016	Male	Female	B.Sc. (Hons) A.H	M.Sc.	Ph.D	Total
Jan	Nil	Nil	Nil	Nil	Nil	Nil
Feb	Nil	Nil	Nil	Nil	Nil	Nil
Mar	Nil	Nil	Nil	Nil	Nil	Nil
Apr	Nil	Nil	Nil	Nil	Nil	Nil
May						
Jun						
Jul						
Aug						
Sep						
Oct						
Nov						
Dec						
Total	Nil	Nil	Nil	Nil	Nil	Nil

Total RAHG Registered since 1st January 2016 to 30th June 2016=Nil
Total RAHG Registered since 30''' May 2000 30th June 2016= 486

Source:- Pakistan Veterinary Medical Council, Islamabad.

4.4 Tuberculosis Report (FTI)
(Apr-Jun, 2016)

Provinces/Regions	TB Cases NSS+	CDR SS+**	TB All Types			CDR Total	% Treatment Success Rate* (TSR)
			Male	Female	Total		
Punjab	23289	66	31472	30507	61979	93	NA
Sindh	8812	55	10149	9815	19964	66	NA
K.P.K	3912	43	6055	6484	12539	73	NA
Balochistan	1019	29	1198	1470	2668	40	NA
F.A.T.A	372	24	588	630	1218	41	NA
Gilgit Baltistan	86	19	336	486	822	94	NA
AJK	567	30	825	839	1664	46	NA
ICT	154	37	423	324	747	95	NA
Pakistan	38211	56	51046	50555	101601	79	NA

CDR : Case Deduction Rate

SS+ Sputum Smear Positive

* Available One Year Lag

** Based on revised WHO estimates.

Source: National TB Control Programme NIH, Islamabad.

5. MANUFACTURING

5.1 Quantum Index Numbers of Large-Scale Manufacturing Industries

Year/month	Manufacturing (Over all)	Selected Items						
		Vegetable Ghee	Tea Blended	Cigarettes	Cotton Yarn	Cotton Cloth	Jute Goods	Paper & Board
				(2005-06=100)				
2010-11	111.14	94.81	103.43	101.97	115.43	112.89	89.16	95.79
2011-12	112.44	95.76	118.91	96.60	116.03	113.23	90.03	116.64
2012-13	117.35	98.88	141.83	105.05	120.16	113.86	98.39	135.35
2013-14	123.68	102.92	160.00	100.54	130.52	114.64	97.34	150.82
2014-15	117.04	102.75	184.39	97.71	131.94	114.73	90.32	150.24
2015 Apr	133.93	102.74	149.83	138.60	132.71	115.05	94.87	130.12
May	127.22	108.10	163.04	127.58	132.97	115.25	86.37	128.06
Jun	122.60	109.36	161.49	30.87	133.06	114.98	79.67	135.65
Jul	115.73	105.14	185.89	61.44	133.73	115.55	60.46	88.85
Aug	123.88	108.31	207.58	100.75	133.58	115.51	81.67	148.32
Sep	122.35	104.36	200.28	83.35	133.92	115.38	67.23	136.55
Oct	124.32	109.49	213.53	75.23	134.15	115.44	70.53	147.61
Nov	123.69	105.39	232.75	72.93	133.89	114.85	69.39	127.76
Dec	140.65	109.28	237.15	69.36	133.92	114.98	61.24	112.40
2016 Jan	153.45	110.29	243.23	116.75	133.99	115.05	44.85	146.61
Feb	145.03	106.45	231.23	109.34	132.50	114.32	35.19	152.12
Mar	156.38	109.50	229.09	113.34	133.21	114.85	30.79	147.92
Apr	130.00	107.66	204.66	124.98	133.89	114.58	39.79	144.43

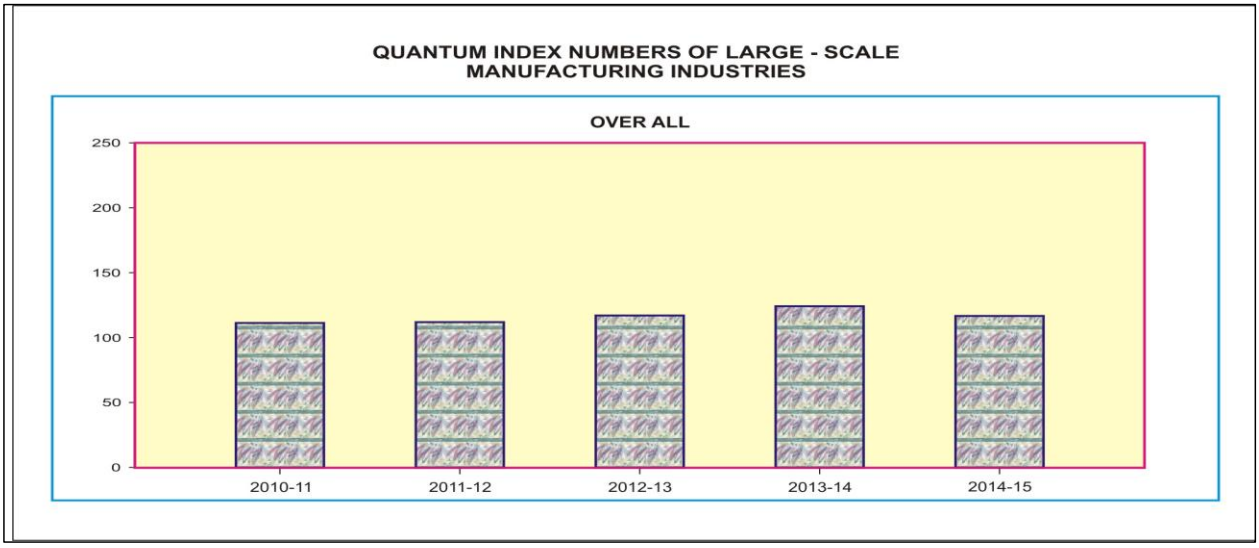

5.1 Quantum Index Numbers of Large-Scale Manufacturing Industries

Year/month	Selected Items				
	Cement	Auto Mobile	Fertilizers		
			Nit Fertilizer	Phos Fertilizer	Total
			(2005-2006=100)		
2010-11	154.69	103.80	93.26	126.93	96.29
2011-12	159.22	107.31	93.91	121.21	96.37
2012-13	167.29	93.54	88.40	133.94	92.49
2013-14	169.24	91.15	104.81	137.52	107.75
2014-15	173.37	112.59	108.90	150.60	112.66
2015 Apr	189.66	138.45	111.63	165.89	116.51
May	187.91	136.57	108.77	183.03	115.45
Jun	186.49	129.48	121.11	178.15	126.24
Jul	136.91	114.69	128.20	173.22	132.25
Aug	177.44	141.81	123.63	182.68	128.95
Sep	183.58	127.46	120.87	169.45	125.24
Oct	171.82	133.84	133.38	179.99	137.57
Nov	204.40	134.00	125.39	162.70	128.75
Dec	202.78	126.98	125.59	170.03	129.59
2016 Jan	191.86	143.11	118.53	99.45	116.81
Feb	195.09	113.47	118.95	153.51	122.06
Mar	211.05	133.79	128.32	154.88	130.71
Apr	210.67	138.47	127.71	154.41	130.11

Source:- Ministry of industries.

Contd.

5.2 Production of Manufacturing Items

Year/month	Vegetable Ghee (i)		Sugar (i)		Tea Blended (ii)	
	No. of reporting factories	Production (Tonnes)	No. of reporting factories	Production (Tonnes)	No. of reporting factories	Production (Tonnes)
2011-12	87	1102861	78	4634093	5	75628
2012-13	87	1138754	78	5073501	5	90201
2013-14	87	1185215	78	5582353	5	101758
2014-15	87	1184760	84	5149776	10	117270
2015 Apr	94	98599	84	312672	10	7941
May	94	103746	84	24696	10	8641
Jun	94	104948	84	0	10	8559
Jul	94	100903	84	0	10	9852
Aug	94	103947	84	0	10	11002
Sep	94	100153	84	0	10	10615
Oct	94	105079	84	0	10	12271
Nov	94	101141	84	8148	10	12326
Dec	94	104879	84	916583	10	12569
2016 Jan	94	105848	84	1441722	10	12891
Feb	94	102164	84	1157607	10	12255
Mar	94	105083	84	1425593	10	12142
Apr	94	103322	84	132455	10	10847

Contd.

5.2 Production of Manufacturing Items

Year/month	Beverages (i)		Cigarettes (ii)	
	No. of reporting factories	Production (000 litres)	No.of reporting factories	Production (Million Nos.)
2010-11	53	1491978	14	65403
2011-12	53	1813294	14	61954
2012-13	53	2078683	14	67377
2013-14	53	2551646	14	64482
2014-15	48	2955748	7	62667
2015 Apr	48	298195	7	7408
May	48	317731	7	6819
Jun	48	297302	7	1650
Jul	48	338848	7	3284
Aug	48	289213	7	5385
Sep	48	297891	7	4455
Oct	48	269117	7	4021
Nov	48	184941	7	3898
Dec	48	159004	7	3707
2016 Jan	48	163224	7	6240
Feb	48	208576	7	5844
Mar	48	262459	7	6058
Apr	48	307707	7	6680

* In the new base 2005-06 Beverages has been replaced by soft drinks, juices, syrups and squashes and liquors.

Source: (i) Provincial Bureaux of Statistics
(ii) Ministry of Industries

5.2 Production of Manufacturing Items

Year/ month	No. of reporting factories	Cotton Textiles (Mills sector)												
		Capacity installed			Capacity worked			Spindle hours worked (Mn. No.)	Looms hours worked (Mn.No.)	Rotors hours worked (Mn.No.)	Consum-ption of Raw Cotton (Tonnes)	Total Yarn Produ-ction (Tonnes)	Surplus Yarn (Tonnes)	Total Prod-uction of Cloth(000) (Sq.m)
		No. of Spindles (000)	No. of Looms (000)	No. of Rotors (000)	No. of Spindles (000)	No. of Looms (000)	No. of Rotors (000)							
2011-12	433	11762392	7170	196514	10660925	4900	138775	6401.01	2	40	2964350	2954630	2857.29	1023350
2012-13	447	11945958	7723	213892	10871886	4899	150034	6425.10	2	41	309696	3059976	2960.87	1029090
2013-14	411	13184340	7934	185387	10998890	5890	125420	6601.98	2	41	3372364	3323655	3222.13	1036100
2014-15	411	13184340	7934	185387	11057945	5234	113323	6559.47	2	41	3405727	3359978	3358.35	1036950
2015 Apr	411	13184340	7934	185387	10218429	4903	107277	6574	2	41	222080	281619	251.57	86650
May	411	13184340	7934	185387	10308707	5607	113966	6610	2	41	223070	282169	252.27	86800
Jun	411	13184340	7934	185387	11037945	5234	113323	6559	2	41	236841	282369	252.28	86600
Jul	411	13184340	7934	185387	9896753	4840	102256	6383	2	40	-	283780	275.1	87033
Aug	411	13184340	7934	185387	9897873	4785	103179	6384	2	41	-	283479	274.79	87000
Sep	411	13184340	7934	185387	9893706	4755	104647	6381	2	41	-	284185	275.5	86900
Oct	411	13184340	7934	185387	10001567	4826	108009	6451	2	41	-	284685	276	86950
Nov	411	13184340	7934	185387	10085159	4910	108230	6504	2	41	-	284135	275.45	86500
Dec	411	13184340	7934	185387	10169735	4940	108221	6559	2	41	-	284185	275.5	86600
2016 Jan	411	13184340	7934	185387	10171194	4914	106054	6560	2	40	-	284335	275.65	86650
Feb	411	13184340	7934	185387	10185399	4905	106493	6569	2	40	-	281185	272.5	86100
Mar	411	13184340	7934	185387	10232372	5143	109180	6599	2	41	-	282685	274	86500
Apr	411	13184340	7934	185387	10521694	5248	111522	6786	2	42		284135	275	86300

Source: Textile Commissioner Organization Karachi

Contd.

5.2 Production of Manufacturing Items

Year / month	Cotton Cloth (Mills Sector) (Thousand square metres)															Grand Total
	Fine					Medium					Coarse					
	Grey	Blea-ched	Dyed & Printed	Blen-ded	Total	Grey	Blea-ched	Dyed & Printed	Blended	Total	Grey	Blea-ched	Dyed & Printed	Blended	Total	
2011-12	332778	34566	80544	43324	491212	115062	51629	180058	4842	351591	116798	21582	37534	5542	181456	1024259
2012-13	330442	41820	85695	40890	498847	119658	53870	173116	4551	351195	115010	34699	23524	5815	179048	1029090
2013-14	331866	42582	88206	41322	503976	122718	55810	172038	6834	357400	116574	30150	18442	9558	174724	1036100
2014-15	331986	42702	88326	41442	504456	122838	55834	172146	7266	358084	116706	29154	18058	10492	174410	1036950
2015- Apr	27685	3578	7380	3473	42116	10256	4672	14366	625	29919	9745	2450	1524	896	14615	86650
May	27698	3591	7393	3486	42168	10269	4685	14373	638	29965	9758	2463	1537	909	14667	86800
Jun	27681	3574	7376	3469	42100	10252	4672	14356	621	29901	9741	2446	1520	892	14599	86600
Jul	27717	3610	7412	3505	42244	10288	4708	14392	657	30045	9777	2482	1556	929	14744	87033
Aug	27714	3607	7409	3502	42232	10285	4705	14389	654	30033	9774	2479	1556	926	14735	87000
Sep	27706	3599	7401	3494	42200	10277	4697	14381	646	33301	9766	2471	1548	922	14707	86908
Oct	27710	3603	7405	3498	42216	10285	4701	14385	650	30021	9770	2475	1552	926	14723	86960
Nov	27672	3565	7367	3460	42064	10247	4663	14347	612	29869	9732	2433	1514	888	14567	86500
Dec	27678	3577	7379	3472	42106	10262	4669	14353	618	29902	9739	2439	1520	894	14592	86600
2016 Jan	27681	3580	7382	3475	42118	10265	4672	14356	621	29914	9752	2442	1523	901	14618	86650
Feb	27634	3533	7335	3428	41930	10218	4625	14309	574	29726	9705	2409	1476	854	14444	86100
Mar	27566	3465	7267	3390	41688	10173	4587	14261	536	29557	9657	2351	1431	816	14255	85500
Apr	27549	3448	7250	3373	41620	10156	4570	14244	519	29489	9644	2334	1414	799	14191	85300

Source: Textile Commissioner's Organization.

Contd.

5.2 Production of Manufacturing Items

Year / month	No. of reporting factories	Jute Textiles								
		Capacity installed		Capacity worked		Production (Tonnes)				Raw Jute consumed (Bales)
		No. of Spindles	No. of Looms	No. of Spindles	No. of Looms	Total	Hessian	Sacking	Others	
2011-12	8	36172	1851	25085	972	94087	15960	67138	10989	44661
2012-13	8	36392	1755	23759	974	102820	12748	77188	12884	57118
2013-14	5	24200	1091	20185	880	101722	15142	71339	15241	41582
2014-15	5	24544	1092	20607	847	94392	13126	64840	16426	40107
2015 Apr	5	24544	1092	21505	884	8262	943	5907	1412	47436
May	5	24544	1092	21505	884	7522	890	5432	1200	47436
Jun	5	24544	1092	20607	847	6938	1189	4662	1087	40107
Jul	5	24472	1091	21401	965	5265	1051	3356	858	32743
Aug	5	24272	1108	21535	866	7112	1408	4509	1195	32676
Sep	5	24272	1108	22661	892	5855	1073	3713	1069	32676
Oct	5	24272	1108	20521	800	6142	1285	3331	1526	37681
Nov	5	24272	1108	20205	799	6043	1248	3296	1499	37185
Dec	5	24272	1134	20202	816	5333	1383	2829	1121	37158
2016 Jan	5	24272	1134	19699	825	3906	1381	1646	879	24946
Feb	5	24272	1134	12440	601	3065	1162	1351	552	16715
Mar	5	24272	1134	12976	568	2681	981	1064	636	36087
Apr	5	24272	1134	7415	534	3465	760	1535	1170	35243

Contd.

5.2 Production of Manufacturing Items

Year/month	Paper		Paper Board	
	No. of reporting factories	Production (Tonnes)	No. of reporting factories	Production (Tonnes)
2010-11	19	228675	12	206065
2011-12	19	246342	12	283025
2012-13	19	232361	12	381938
2013-14	19	218655	12	465845
2014-15	36	203994	21	515657
2015 Apr	36	14826	21	34387
May	36	15743	21	32688
Jun	36	17621	21	33684
Jul	36	13993	21	19612
Aug	36	22269	21	33826
Sep	36	19002	21	32642
Oct	36	21161	21	34667
Nov	36	17462	21	30859
Dec	36	19698	21	22811
2016 Jan	36	18074	21	37374
Feb	36	22046	21	35486
Mar	36	19361	21	36581
Apr	36	22019	21	32605

Contd.

5.2 Production of Manufacturing Items

Year / month	Chemicals (Tonnes)				
	No. of reporting factories	Soda Ash (i)	Caustic Soda (i)	Sulphuric Acid (ii)	Chlorine Gas (ii)
2010-11	2	378048	172031	114773	15157
2011-12	2	370743	179097	100403	15770
2012-13	2	366238	182869	89431	15495
2013-14	2	409148	167465	85348	14960
2014-15	2	437106	183952	70229	17355
2015 Apr	2	38229	19809	4945	1237
May	2	37384	18661	7673	1337
Jun	2	35870	17796	7135	1337
Jul	2	38794	21353	4953	1289
Aug	2	36553	20356	10680	1381
Sep	2	37488	18968	11726	1402
Oct	2	39541	17631	6004	1427
Nov	2	40898	18118	6117	1421
Dec	2	42260	14014	5767	1418
2016 Jan	2	40618	16390	4982	1364
Feb	2	31354	15248	4728	1350
Mar	2	38098	19890	5059	1338
Apr	2	40742	21044	5092	1216

Contd.

5.2 Production of Manufacturing Items

Year/ month	Chemical Fertilizers (Tonnes) (i)						Paints & Varnishes Solid(ii)		Paints & Varnishes Liquid (ii)	
	No. of reporting factories	Urea	Super Phosphate	Ammonium Nitrate	Nitro Phosphate	Dl.Amm. Phosphate	No. of reporting factories	Production (Tonnes)	No. of reporting factories	Production (000 Ltrs.)
2010-11	11	4552068	173250	275061	252335	663782	-	25673	-	48924
2011-12	11	4470662	114727	432290	337624	622649	-	23026	-	38371
2012-13	11	4215088	79304	401270	291922	729917	-	28048	-	40528
2013-14	11	4930283	87754	519104	447168	693142	-	37236	-	43077
2014-15	11	5073083	63583	569182	501901	754853	22	48631	20	54028
2015 Apr	14	418000	1213	64587	55520	67473	22	5094	20	4723
May	14	395415	7208	74246	65555	71840	22	5063	20	4640
Jun	14	453729	7903	68445	63076	69757	22	5332	20	4944
Jul	14	496092	4792	55730	56682	71024	22	4505	20	4606
Aug	14	467534	5322	62107	65076	72436	22	4526	20	4817
Sep	14	461709	7819	58728	59165	67549	22	4527	20	4747
Oct	14	506885	7281	66803	61677	69942	22	4323	20	4847
Nov	14	498904	7712	45114	33691	71054	22	4628	20	4851
Dec	14	469338	3218	72452	65810	65323	22	4055	20	4750
2016 Jan	14	444915	2928	70534	60717	30048	22	4510	20	4926
Feb	14	457990	9504	58519	49746	61555	22	4264	20	4759
Mar	14	516554	0	41068	36929	70855	22	4117	20	4497
Apr	14	515892	7192	38269	34901	68811	22	4572	20	4729

Source: (i) M/o. Industries & Production.
(ii) Provincial Bureau of Statistics.

Contd.

5.2 Production of Manufacturing Items

Year/ Month	No. of Reporting Refineries	Petroleum Products (000 Ltrs.)											
		Jet Fuel	Kerosene	Motor Spirit	High Speed Diesel	Diesel Oil N.O.S.	Furnace Oil	Lubri-cating Oil	Jute Batching Oil	Solvent-Neptha	L.P.G.	Petroleum Products N.O.S.	Total Petroleum Prodiucts
2010-11	4	1054216	143637	1695852	3851414	51700	2566930	221456	3356	1052751	343250	289826	11274387
2011-12	4	890346	156877	1687118	3828574	30230	2282991	234177	3526	923630	341611	264025	10643104
2012-13	4	936028	179871	2056737	4583975	40041	2777820	224823	3489	898671	420457	272492	12394404
2013-14	4	995514	175699	2171499	5088237	60893	3041178	224608	2789	1008195	380597	279584	13428792
2014-15	4	1032079	218450	2195500	5327291	56827	3121192	209475	2666	1382571	382403	296135	1422589
2015 Apr	4	89118	21748	186913	501255	5770	277082	20076	267	143880	33687	33912	1313709
May	4	91225	21471	192192	502998	5580	281958	20020	287	132841	35058	31700	1315330
Jun	4	87368	18573	185827	489073	3535	273027	19360	255	134963	32924	32977	1277881
Jul	4	79807	23758	189988	461112	6744	271578	20683	125	108261	28356	23816	1214228
Aug	4	89442	23341	194340	451601	3959	262688	17677	266	114278	33458	36078	1227127
Sep	4	92197	13729	201743	484759	2673	284669	18455	124	107141	36241	40783	1282515
Oct	4	88841	9855	198946	454435	3628	304349	20081	219	105934	34386	37307	1257982
Nov	4	88147	12836	193232	433872	3036	249841	20455	123	97235	35582	36623	1172804
Dec	4	99518	16616	194290	464865	2717	288771	19738	163	103605	43794	34505	1268583
2016 Jan	4	89930	13699	151133	388182	3108	262127	21000	82	99283	38599	27148	1094291
Feb	4	87751	11947	162245	404480	1974	242229	19556	230	99512	38614	33319	1101856
Mar	4	101968	11544	179163	411239	2632	238961	17652	0	108985	40188	31282	1143615
Apr	4	96042	14523	177547	416174	990	214954	17459	191	105466	38208	34914	1143615

Source:- Oil Companies Advisory Committee.

Contd.

5.2 Production of Manufacturing Items

Year/month	Manufacture/Assembly of Automobiles (Nos.) (i)							Bicycles (ii)	
	Cars	Jeeps (4x4)	Light commercial vehicles	Trucks	Buses	Motor Cycles	Tractors	No. of reporting factories	Production (Nos.)
2010-11	133972	883	19142	2810	490	1638457	70855	5	345272
2011-12	154255	451	20929	2597	568	1649532	48152	5	262096
2012-13	120332	1475	14517	1923	522	1675071	50871	5	232979
2013-14	116281	1217	17477	2674	559	1728137	34524	5	203669
2014-15	152524	1109	28189	4039	575	1777251	48883	3	210931
2015 Apr	16378	87	3674	372	65	152013	5438	3	18173
May	15783	107	3599	541	60	162868	4141	3	18409
Jun	15096	47	3395	345	40	171176	3551	3	18909
Jul	12994	82	3070	323	62	155325	2721	3	15464
Aug	16802	130	3840	426	94	178748	2573	3	16020
Sep	15337	75	3568	378	66	163144	2022	3	15419
Oct	15615	54	3587	353	109	173803	2418	3	16002
Nov	15879	69	3780	399	94	165881	2517	3	17039
Dec	15887	44	3578	447	74	157921	813	3	16859
2016 Jan	17333	73	4313	505	70	183060	1418	3	16466
Feb	11908	53	1722	583	95	163919	3124	3	16816
Mar	15312	41	2071	526	82	175384	4336	3	17075
Apr	15464	50	1989	538	120	181225	4673	3	16746

Source:- (i) Ministry of Industries
(ii) provincial Bureau of Statistics

Contd.

5.2 Production of Manufacturing Items

Year/month	Steel Products (Tonnes) (i)					
	Coke	Pig iron	Billets	H.R. sheets/ strips/plates/ coils	C.R. sheets/ strips/plates/ coils	Galvanized sheets
			(2005-2006=100)			
2010-11	301701	433104	1628913	358597	87946	2720
2011-12	192876	249135	1616403	180087	25910	0
2012-13	203359	201489	1638501	136823	14885	0
2013-14	31924	89433	2128300	57114	4131	0
2014-15	275777	265478	2730992	127028	2848	0
2015 Apr	31204	32345	251471	15457	0	0
May	26776	27306	262017	18045	0	0
Jun	27003	10086	251112	0	0	0
Jul	22646	1509	204258	0	0	0
Aug	13351	0	250000	0	0	0
Sep	10028	0	230000	0	0	0
Oct	11369	0	236000	0	0	0
Nov	0	0	260000	0	0	0
Dec	0	0	255000	0	0	0
2016 Jan	0	0	250000	0	0	0
Feb	0	0	382000	0	0	0
Mar	0	0	349000	0	0	0
Apr	0	0	257000	0	0	0

Source: Ministry of Industries.

Contd.

5.2 Production of Manufacturing Items

Year/month	Cycle Tyres (i)		Cycle Tubes (i)		Motor tyres (i)		Motor tubes (i)		Cement (ii)	
	No. of reporting factories	Produ-ction (000 Nos.)	No. of reporting factories	Produ-ction (000 Nos.)	No. of reporting factories	Produ-ction (000 Nos.)	No. of reporting factories	Produ-ction (000 Nos.)	No. of reporting factories	Produ-ction (000 MT)
2010-11	9	2879	9	6534	4	9222	4	19108	21	28716
2011-12	9	3431	9	6846	4	7011	4	20338	21	29557
2012-13	9	3429	9	7746	4	7864	4	20269	21	31055
2013-14	9	4038	9	8061	4	8802	4	20825	21	31418
2014-15	10	4633	10	8391	8	9058	8	22001	23	32185
2015 Apr	10	365	10	622	8	804	8	1921	23	2934
May	10	349	10	581	8	801	8	2035	23	2907
Jun	10	333	10	552	8	792	8	2060	23	2885
Jul	10	328	10	549	8	772	8	2069	23	2118
Aug	10	338	10	553	8	862	8	2119	23	2745
Sep	10	338	10	573	8	856	8	2117	23	2840
Oct	10	381	10	633	8	786	8	1985	23	2658
Nov	10	378	10	630	8	807	8	2016	23	3104
Dec	10	369	10	619	8	800	8	2014	23	3137
2016 Jan	10	372	10	630	8	812	8	2014	23	2968
Feb	10	362	10	638	8	797	8	2016	23	3018
Mar	10	347	10	638	8	799	8	2016	23	3265
Apr	10	342	10	621	8	802	8	2015	23	3259

Source:(i) Provincial Bureaus' of Statistics.
(ii) M/o. Industries & Production.

Contd.

5.2 Production of Manufacturing Items

Year/month	No. of reporting factories	Electric Bulbs (iii) Production (000 Nos.)	No. of reporting factories	Electric Tubes (iii) Production (000 Metres)
2010-11	6	79610	2	1180
2011-12	6	78981	2	1266
2012-13	6	79743	0	0
2013-14	6	75106	0	0
2014-15	7	64753	0	0
2015 Apr	7	3880	0	0
May	7	4298	0	0
Jun	7	5591	0	0
Jul	7	4580	0	0
Aug	7	4823	0	0
Sep	7	4646	0	0
Oct	7	4498	0	0
Nov	7	5257	0	0
Dec	7	4673	0	0
2016 Jan	7	4575	0	0
Feb	7	6055	0	0
Mar	7	5361	0	0
Apr	7	5341	0	0

Source: Provincial Bureaux of Statistics.

Contd.

5.2 Production of Manufacturing Items

Year/month	Sewing Machines		Electric Motors		Electric Transformers		T.V. Sets	
	No. of reporting factories	Production (Nos.)	No. of reporting factories	Production (Nos.)	No. of reporting factories	Production (Nos.)	No. of reporting factories	Production (Nos.)
2010-11	8	47026	19	10469	7	13691	9	425592
2011-12	8	39603	19	9126	7	23683	9	268801
2012-13	8	32876	19	7539	7	26411	9	462938
2013-14	8	19834	19	9906	7	12175	9	42600
2014-15	8	19272	19	9013	7	24993	9	42455
2015 Apr	8	1783	19	749	7	1893	9	33608
May	8	1886	19	731	7	1839	9	35278
Jun	8	2694	19	632	7	1660	9	35267
Jul	8	2269	19	695	7	2333	9	35062
Aug	8	1279	19	737	7	1937	9	37261
Sep	8	1098	19	485	7	2254	9	31905
Oct	8	1379	19	665	7	2199	9	31754
Nov	8	1313	19	705	7	2302	9	41137
Dec	8	1575	19	676	7	3369	9	37852
2016 Jan	8	690	19	518	7	1842	9	41407
Feb	8	638	19	592	7	2581	9	40074
Mar	8	738	19	607	7	3244	9	39784
Apr	8	646	19	559	7	3334	9	38770

Source: (i) M/o. Industries & Production
(ii) Provincial Bureaus of Satistics
(iii) Pakistan Electronic Manufacturer Association(PEMA)

6. MONEY & CREDIT

6.1 Reserve Money

(Million Rupees)

Components	2010-11	2011-12	2012-13	2013-14	2014-15
A. Currency in Circulation	1501411	1673746	1,939,267	2177873	2554749
B. Cash in Tills	104852	110055	110,867	139490	160299
C. Other Deposits with SBP	10145	8899	10,523	13147	15153
D. Bank Deposits	349434	396172	475,648	530746	413234
Reserve Money (A+B+C+D)	1965842	2188872	2,536,305	2861256	3143436
Factor affecting Reserve Money (RM)					
A. Government Sector(1+2)	1222060	1727905	2235863	2432250	1958090
1. Budgetary Borrowings	1200660	1706008	2,212,823	2409794	1935691
2. Others	21400	21897	23,040	22456	22399
B. Non-Govt. Sector (1+2+3)	309342	284061	295,111	494563	397849
1. Claims on Scheduled Banks					
(a+b+c+d+e)	315182	288789	300,649	500041	403671
a. Agricultlure Sector	53228	52131	52,278	51923	52026
b. Industrial Sector	41943	42336	41,057	42833	39405
c. Export Sector	190460	164768	177,756	160553	193124
d. Housing Sector	--	--	- -		--
e. Others	29551	29554	29,557	244731	119116
2. Claims on NBFIs	18075	19187	18,537	18597	18252
3. Special a/c debt Repayment	-23915	-23915	-24,075	-24075	-24075
C. Other Items (Net)	-179695	-211666	-128,620	-555023	58546
D. Net Domestic Assets (A+B+C)	1351707	1800300	2,402,354	2371790	2414485
E. Net Foreign Assets	614134	388572	133,951	489467	728951
F. Reserve Money (D+E)	1965841	2188872	2,536,305	2861256	3143436

Contd.

6.1 Reserve Money

(Million Rupees)

Components	2015			
	Apr.	May	Jun.	Jul.
A. Currency in Circulation	2449972	2489368	2554749	2728926
B. Cash in Tills	130645	136966	160299	166501
C. Other Deposits with SBP1	14185 r	14235 r	13747 r	13673
D. Bank Deposits	534926	579565	413234	533083
Reserve Money (A+B+C+D)	3129729 r	3220133 r	3142030 r	3442183
Factor Affecting Reserve Money (RM)				
A. Government Sector(1+2)	1681963 r	2120749 r	1919064 r	2014613
1. Budgetary Borrowings	1692251 r	2130215 r	1928868 r	2027843
2. Others	-10288	-9466	-9803	-13230
B. Non-Govt. Sector (1+2+3)	387836	397807	394911 r	391103
1. Claims on Scheduled Banks(a+b+c+d+e)	393511	403448	400734 r	397372
a. Agricultlure Sector	51456	51472	52026	52077
b. Industrial Sector	42171	42449	39405	35889
c. Export Sector	205043	199651	193124	193168
d. Housing Sector	--	--	--	--
e. Others	94841	109876	116178 r	116238
2. Claims on NBFIs	18399	18434	18252	17887
3. Special a/c debt Repayment	-24075	-24075	-24075	-24156
C. Other Items (Net)	319046 r	18277 r	105639 r	283461
D. Net Domestic Assets (A+B+C)	2388845 r	2536833 r	2419615 r	2689177
E. Net Foreign Assets	740884 r	683301 r	722415 r	753006
F. Reserve Money (D+E)	3129729 r	3220133 r	3142030 r	3442183

Contd.

6.1 Reserve Money

(Million Rupees)

Components	2015			
	Aug.	Sep.	Oct.	Nov.
A. Currency in Circulation	2702297	2970420	2864132	2888151
B. Cash in Tills	145992	164913	153566	153860
C. Other Deposits with SBP1	13696	13594	13567	13615
D. Bank Deposits	530203	335204	531694	526649
Reserve Money (A+B+C+D)	3392188	3484130	3562658	3582275
Factor Affecting Reserve Money (RM)				
A. Government Sector(1+2)	1779814	1610543	1614683	1593800
1. Budgetary Borrowings	1793385	1622508	1626689	1605888
2. Others	-13571	-11965	-12006	-12088
B. Non-Govt. Sector (1+2+3)	370347	380338	391345	391705
1. Claims on Scheduled Banks(a+b+c+d+e)	376689	386733	397821	397945
a. Agricultlure Sector	52073	52030	51968	51965
b. Industrial Sector	34658	37137	36614	38053
c. Export Sector	173661	184426	196039	210062
d. Housing Sector	--	--	--	--
e. Others	116296	113140	113200	97865
2. Claims on NBFIs	17902	17848	17768	18005
3. Special a/c debt Repayment	-24244	-24244	-24244	-24244
C. Other Items (Net)	491000	619963	715348	752698
D. Net Domestic Assets (A+B+C)	2641161	2610844	2721376	2738204
E. Net Foreign Assets	751027	873286	841282	844072
F. Reserve Money (D+E)	3392188	3484130	3562658	3582275

Contd.

6.1 Reserve Money

(Million Rupees)

Components	2015	2016			
	Dec.	Jan.	Feb.	Mar.	Apr.
A. Currency in Circulation	2880189	2943698	2987770	3012821	3026690
B. Cash in Tills	162846	157535	162250	163791	157318
C. Other Deposits with SBP1	14543	15850	15801	15766	20138
D. Bank Deposits	418754	525910	578729	383274	573553
Reserve Money (A+B+C+D)	3476332	3642994	3744550	3575652	3777700
Factor Affecting Reserve Money (RM)					
A. Government Sector(1+2)	1480722	1557573	1452595	1384120	1780151
1. Budgetary Borrowings	1492849	1568140	1462767	1394284	1790483
2. Others	-12127	-10567	-10171	-10164	-10331
B. Non-Govt. Sector (1+2+3)	415632	419841	423351	417427	416472
1. Claims on Scheduled Banks(a+b+c+d+e)	421729	426055	429415	422804	422053
a. Agricultlure Sector	51928	51832	51821	51787	51748
b. Industrial Sector	37817	37551	37984	40086	39801
c. Export Sector	229446	234133	224067	219107	218642
d. Housing Sector	--	--	--	--	--
e. Others	102539	102539	115544	111824	111862
2. Claims on NBFIs	18147	18029	18180	18867	18663
3. Special a/c debt Repayment	-24244	-274244	-274244	-24244	-24244
C. Other Items (Net)	677884	799533	1004857	910268	745417
D. Net Domestic Assets (A+B+C)	2574238	2776948	2880803	2711814	2942041
E. Net Foreign Assets	902094	866046	863747	863838	835659
F. Reserve Money (D+E)	3476332	3642994	3744550	3575652	3777700

Note: 1) Excluding IMP A/c Nos. 1,2 & SAF A/c loan, counterpart funds and deposits of foreign, government, Central Bank, international organizations and deposit money banks
2) Source agency has made some changes in table Monetary Statistics and renamed as Reserve Money
3) P = Provisional

7. PRICE

7.1 Price Indices (General) with Percentage Change

Year / month	Consumer price index (all urban)		Wholesale Price Index	
	index	Annual/monthly rate of change (%)	index	Annual/monthly rate of change (%)
	(2007-08 = 100)			
2010-11	146.45	13.66	164.17	21.25
2011-12	162.57	11.01	181.29	10.42
2012-13	174.53	7.36	194.61	7.35
2013-14	189.58	8.62	210.48	8.15
2014-15	198.16	4.53	209.85	-0.30
2015 Apr	198.16	1.32	205.65	0.86
May	199.66	0.76	207.92	1.10
Jun	200.89	0.62	210.37	1.18
Jul	201.76	0.43	209.53	-0.40
Aug	202.25	0.68	208.42	-0.93
Sep	202.04	-0.10	207.60	-0.46
Oct	203.03	0.49	208.69	0.53
Nov	204.22	0.59	204.22	-2.14
Dec	203.06	-0.60	207.37	-0.65
2016 Jan	203.49	0.20	206.27	-0.53
Feb	202.98	-0.30	205.05	-0.59
Mar	203.28	0.10	204.22	-0.40
Apr	206.43	1.50	206.87	1.30

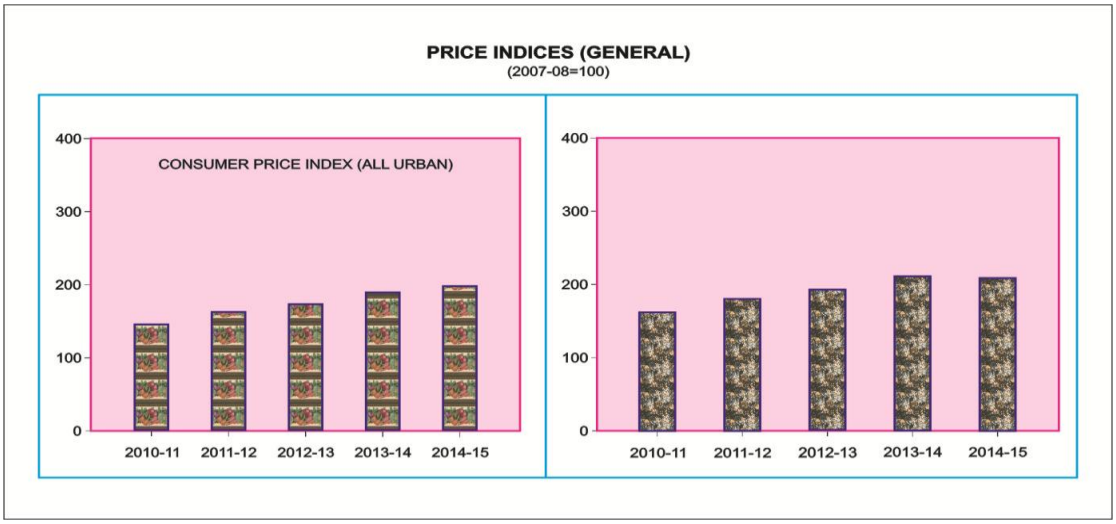

7.2 Combined Sensitive Price Indicator (SPI) by Quantile

Year/Month	Quantile					
	Q.1	Q.2	Q.3	Q.4	Q.5	Q.6
			(2007-08=100)			
2010 - 11	159.47	161.21	160.54	166.27	168.82	164.03
2011 - 12	170.77	174.11	173.67	181.09	185.59	178.67
2012 - 13	184.04	190.29	189.05	190.39	190.78	189.61
2013 - 14	201.15	206.95	208.93	210.70	209.74	208.66
2014 - 15	204.66	210.75	213.79	215.40	212.95	212.61
2015 Apr	200.70	206.77	209.95	211.37	208.40	208.42
May	203.33	209.62	212.99	214.56	211.53	211.48
Jun	205.34	211.83	215.43	217.37	214.82	214.29
Jul	206.04	212.55	216.19	218.21	215.76	215.13
Aug	205.65	211.92	215.53	217.42	214.77	214.33
Sep	206.58	213.25	215.45	219.00	215.80	215.23
Oct	209.02	216.02	216.72	220.94	217.31	217.02
Nov	211.11	218.16	218.97	223.31	219.81	219.37
Dec	209.62	216.87	217.86	222.48	219.50	218.60
2016 Jan	208.21	215.52	216.54	221.24	218.53	217.47
Feb	207.12	214.24	215.07	219.50	216.42	215.73
Mar	206.81	213.97	214.76	219.04	215.46	215.13
Apr	206.55	214.11	215.19	219.78	216.70	215.88

7.3 Combined Consumer Price Index Numbers by Commodity Groups

Year/ month	General	Food & Non - Alcoholic Beverages	Alcoholic Beverages Tobacco	Clothing & Footwear	Housing water, Elec,Gas Fuels	H.hold Equip & Repair, Maintai-nance	Health	Trans-port	Commun i-cation	Recre-ation & Culture	Educa-tion	Restau & Hotels	Miscellne-ous goods & services
						(2007-08=100)							
2010-11	146.45	164.61	151.64	133.35	135.27	135.59	123.79	149.01	122.47	134.62	128.17	164.04	152.45
2011-12	162.57	182.77	165.01	153.45	146.17	160.28	137.97	171.39	122.94	145.35	143.83	185.82	181.47
2012-13	174.53	195.05	191.02	175.58	151.34	179.87	156.56	186.43	126.16	169.07	156.69	203.63	199.49
2013-14	189.58	211.75	223.38	198.01	164.60	195.85	167.15	195.15	129.76	183.77	172.57	228.61	210.15
2014-15	198.16	217.32	269.93	213.82	174.93	208.68	176.19	187.22	130.09	190.29	196.40	244.58	221.13
2015 Apr	198.16	214.18	266.65	217.17	177.73	211.06	178.21	176.70	130.29	192.74	209.17	247.73	223.99
May	199.66	218.32	268.97	217.58	177.75	210.84	178.22	176.82	130.29	192.98	209.17	248.45	223.08
Jun	200.89	219.66	304.76	218.56	177.76	211.59	178.55	178.59	130.30	192.98	209.17	249.24	223.37
Jul	201.76	219.76	309.83	219.65	179.77	213.53	178.91	178.62	130.35	193.01	209.17	249.70	223.13
Aug	202.25	220.51	309.90	220.27	180.31	214.22	179.01	178.02	130.36	193.03	209.23	250.26	223.88
Sep	202.04	219.41	309.97	220.68	181.10	214.88	179.51	175.60	130.36	193.41	209.22	251.29	224.64
Oct	203.03	220.40	309.96	221.89	182.62	215.49	179.67	175.80	130.36	193.55	209.25	253.30	225.79
Nov	204.22	223.17	312.26	222.75	182.66	215.78	180.59	177.09	130.39	193.66	209.25	254.36	225.02
Dec	203.06	218.28	334.67	223.65	182.69	216.78	180.83	177.69	130.56	193.66	209.31	255.77	226.28
2016 Jan	203.49	216.71	337.14	224.36	185.36	217.23	181.45	177.96	130.61	193.80	209.36	257.11	227.33
Feb	202.98	214.99	337.57	224.96	185.49	218.83	184.18	174.05	130.57	194.41	210.15	259.39	230.15
Mar	203.28	216.13	338.76	226.39	185.48	219.50	185.69	168.25	130.74	194.72	210.99	261.80	232.54
Apr	206.43	221.59	344.10	227.87	187.08	220.10	187.29	169.33	130.77	195.68	221.48	261.89	232.97

7.4: Consumer Price Index Numbers by Major Groups and Selected Commodities (2007-2008=100)

	Item and Specification	Weight	Index Numbers			% Change in Apr., 2016 over			
			Apr., 2016	Mar., 2016	Apr., 2015	Mar.,2016		Apr., 2015	
	General	*100.0000*	*206.43*	*203.28*	*198.16*	+	*1.55*	+	*4.17*
	Food and non-alcoholic Beverages	*34.8343*	*221.59*	*216.13*	*214.18*	+	*2.53*	+	*3.46*
1	Wheat	0.3477	199.84	208.84	201.58	-	4.31	-	0.86
2	Wheat Flour	4.1648	213.80	216.95	213.53	-	1.45	+	0.13
3	Wheat Product	0.0959	214.44	212.36	212.35	+	0.98	+	0.98
4	Besan	0.1500	266.21	258.58	175.45	+	2.95	+	51.73
5	Rice	1.5821	155.53	157.09	178.25	-	0.99	-	12.75
6	Cereals	0.1563	248.02	248.03	239.89	+	0.00	+	3.39
7	Bakery & Confectionary	1.1550	212.32	212.37	207.72	-	0.02	+	2.21
8	Nimco	0.4574	245.22	244.62	238.93	+	0.25	+	2.63
9	Meat	2.4303	260.33	260.17	246.33	+	0.06	+	5.68
10	Chicken	1.3596	221.51	169.42	189.13	+	30.75	+	17.12
11	Fish	0.2970	220.79	216.71	215.34	+	1.88	+	2.53
12	Milk Fresh	6.6800	260.36	259.52	250.46	+	0.32	+	3.95
13	Milk Products	0.6338	251.36	251.48	243.32	-	0.05	+	3.30
14	Milk Powder	0.1129	235.13	235.07	225.93	+	0.03	+	4.07
15	Eggs	0.4555	157.99	169.12	175.57	-	6.58	-	10.01
16	Mustard Oil	0.0952	153.28	155.95	153.75	-	1.71	-	0.31
17	Cooking Oil	1.7538	132.28	132.58	147.12	-	0.23	-	10.09
18	Vegetable Ghee	2.0714	137.14	136.29	143.28	+	0.62	-	4.29
19	Dry Fruits	0.2543	263.06	261.11	250.60	+	0.75	+	4.97
20	Fresh Fruits	1.8649	251.28	221.54	232.24	+	13.42	+	8.20
21	Pulse Masoor	0.2712	204.86	202.97	188.36	+	0.93	+	8.76
22	Pulse Moong	0.2336	300.71	298.42	311.10	+	0.77	-	3.34
23	Pulse Mash (Washed)	0.2098	361.70	348.96	231.57	+	3.65	+	56.19
24	Pulse Gram	0.2361	276.99	267.42	173.18	+	3.58	+	59.94
25	Gram Whole	0.1616	234.94	222.26	178.42	+	5.71	+	31.68
26	Beans	0.0269	233.02	231.25	232.45	+	0.77	+	0.25
27	Potatoes	0.4889	124.66	125.41	128.90	-	0.60	-	3.29
28	Onion	0.5530	234.53	248.77	262.15	-	5.72	-	10.54
29	Tomatoes	0.4609	150.00	93.51	145.03	+	60.41	+	3.43
30	Fresh Vegetables	1.6232	232.56	203.43	225.41	+	14.32	+	3.17
31	Sugar	1.0445	226.87	223.13	205.53	+	1.68	+	10.38
32	Gur	0.0220	264.70	267.43	256.44	-	1.02	+	3.22
33	Honey	0.0446	307.78	307.12	303.39	+	0.21	+	1.45
34	SweetMeat	0.2483	239.96	239.96	234.89	+	0.00	+	2.16
35	Beverages	1.1990	217.77	215.86	207.94	+	0.88	+	4.73
36	Jam, Tomato Ketchup & Pickles	0.2454	213.44	211.82	207.59	+	0.76	+	2.82
37	Condiments	0.2656	263.03	261.12	257.07	+	0.73	+	2.32
38	Spices	0.5441	239.67	238.67	234.74	+	0.42	+	2.10
39	Tea	0.8377	257.15	261.29	226.62	-	1.58	+	13.47
	Alcoholic Beverages, Tobacco	*1.4135*	*344.10*	*338.77*	*266.65*	+	*1.57*	+	*29.05*
40	Cigarettes	1.3906	345.88	340.48	267.63	+	1.59	+	29.24
41	Betel Leaves & Nuts	0.0229	236.22	234.38	207.03	+	0.79	+	14.10
	Clothing and footwear	*7.5708*	*227.87*	*226.40*	*217.17*	+	*0.65*	+	*4.93*
42	Cotton Cloth	1.7286	223.11	218.51	211.44	+	2.11	+	5.52
43	Woolen Cloth	0.8759	243.14	243.45	234.13	-	0.13	+	3.85
44	Readymade Garments	0.9739	234.60	232.44	220.40	+	0.93	+	6.44
45	Woolen Readymade Garments	0.3964	252.74	252.77	240.86	-	0.01	+	4.93
46	Hosiery	0.5094	240.25	239.97	229.28	+	0.12	+	4.78
47	Dopatta	0.4412	239.49	240.45	232.30	-	0.40	+	3.10

Contd.

7.4: Consumer Price Index Numbers by Major Groups and Selected Commodities (2007-2008=100)

Item and Specification	Weight	Index Numbers			% Change in Apr., 2016 over			
		Apr., 2016	Mar., 2016	Apr., 2015	Mar.,2016		Apr., 2015	
48 Cleaning and Laundry	0.2110	252.29	252.25	237.64	+	0.02	+	6.16
49 Tailoring	0.8840	292.96	292.19	270.28	+	0.26	+	8.39
50 Footwear	1.5504	166.17	165.51	164.53	+	0.40	+	1.00
Housing, water, Elec., Gas and other fuels	*29.4149*	*187.08*	*185.48*	*177.73*	+	*0.86*	+	*5.26*
51 House Rent	21.8149	176.44	174.32	166.88	+	1.22	+	5.73
52 Construction Input Items	0.5623	242.89	241.67	238.88	+	0.50	+	1.68
53 Construction Wage Rates	0.3331	226.24	225.24	210.14	+	0.44	+	7.66
54 Water Supply	0.4971	161.10	161.10	149.92	+	0.00	+	7.46
55 Electricity	4.3985	238.10	238.10	231.52	+	0.00	+	2.84
56 Gas	1.5756	158.08	158.08	143.81	+	0.00	+	9.92
57 Kerosene Oil	0.0057	194.05	191.37	208.84	+	1.40	-	7.08
58 Firewood Whole	0.2277	283.25	283.78	274.81	-	0.19	+	3.07
Furnishing and household equipment maintenance	*4.2082*	*220.09*	*219.50*	*211.06*	+	*0.27*	+	*4.28*
59 Furniture	0.3315	210.33	210.00	202.69	+	0.16	+	3.77
60 Household Textiles	0.6489	219.15	219.62	207.73	-	0.21	+	5.50
61 Household Equipment	0.5936	177.64	176.51	173.79	+	0.64	+	2.22
62 Utensils	0.3212	222.55	221.38	212.94	+	0.53	+	4.51
63 Plastic Products	0.2547	206.90	206.73	201.48	+	0.08	+	2.69
64 Washing Soaps & Detergents	0.7893	226.13	225.20	225.12	+	0.41	+	0.45
65 Sewing Needle & Dr Cell	0.1496	208.24	205.05	198.97	+	1.56	+	4.66
66 Household Servant	1.0432	246.17	245.77	228.35	+	0.16	+	7.80
67 Marriage Hall Charges	0.0762	238.96	238.96	231.83	+	0.00	+	3.08
Health	*2.1868*	*187.29*	*185.68*	*178.21*	+	*0.87*	+	*5.10*
68 Drugs & Medicines	1.2667	152.83	152.54	148.33	+	0.19	+	3.03
69 Medical Equipments	0.0080	232.59	227.28	225.36	+	2.34	+	3.21
70 Doctor (MBBS) Clinic Fee	0.5904	260.45	255.23	241.97	+	2.05	+	7.64
71 Medical Tests	0.3217	187.54	187.50	177.69	+	0.02	+	5.54
Transport	*7.2023*	*169.33*	*168.25*	*176.70*	+	*0.64*	-	*4.17*
72 Motor Vehicles	0.6630	165.22	165.19	163.41	+	0.02	+	1.11
73 Motor Vehicle Accessories	0.2439	216.66	220.51	226.51	-	1.75	-	4.35
74 Motor Fuel	3.0269	135.46	133.68	150.53	+	1.33	-	10.01
75 Mechanical Service	0.4552	223.78	223.78	212.78	+	0.00	+	5.17
76 Motor Vehicle Tax	0.1099	210.18	210.18	210.18	+	0.00	+	0.00
77 Transport Services	2.7034	193.15	191.93	197.35	+	0.64	-	2.13
Communication	*3.2198*	*130.77*	*130.74*	*130.29*	+	*0.02*	+	*0.37*
78 Postal Services	0.0662	238.97	237.90	227.44	+	0.45	+	5.07
79 Communication & Apparatus	3.1536	128.50	128.49	128.25	+	0.01	+	0.19
Recreation and culture	*2.0227*	*195.68*	*194.71*	*192.74*	+	*0.50*	+	*1.53*
80 Recreation & Culture	0.8634	129.09	128.83	128.25	+	0.20	+	0.65
81 Text Books	0.5706	292.33	290.62	290.10	+	0.59	+	0.77
82 Newspapers	0.1934	175.49	175.49	175.42	+	0.00	+	0.04
83 Stationery	0.3953	211.49	209.56	201.55	+	0.92	+	4.93
Education	*3.9431*	*221.48*	*210.99*	*209.17*	+	*4.97*	+	*5.89*
84 Education	3.9431	221.48	210.99	209.17	+	4.97	+	5.89
Restaurants and hotels	*1.2286*	*261.89*	*261.80*	*247.73*	+	*0.03*	+	*5.72*
85 Readymade Food	1.2286	261.89	261.80	247.73	+	0.03	+	5.72
Misc. goods and services	*2.7550*	*232.97*	*232.55*	*223.99*	+	*0.18*	+	*4.01*
86 Personal Care	1.4935	213.72	213.45	207.29	+	0.13	+	3.10
87 Cosmetics	0.3853	199.01	198.43	190.49	+	0.29	+	4.47
88 Blades	0.0322	195.05	195.05	185.88	+	0.00	+	4.93
89 Personal Equipments	0.8440	284.00	283.36	270.30	+	0.23	+	5.07

7.5 Combined Consumer Price Index Numbers by Quintiles and Major Commodity Groups
April, 2016
(2007-2008=100)

Income Quintiles	General	Food and non-alcoholic Beverages	Alcoholic Beverages, Tobacco	Clothing and footwear	Housing, water, Elec., Gas and other fuels	Furnishing and household equipment maintenance	Health	Transport	Communication	Recreation and culture	Education	Restaurants and hotels	Misc. goods and services
All Urban Combined													
Aggregate	206.43	221.59	344.10	227.87	187.08	220.09	187.29	169.33	130.77	195.68	221.48	261.89	232.97
Income Quintile 1	206.64	218.31	356.98	225.68	172.88	218.75	179.80	178.14	118.97	211.36	236.42	261.13	230.84
Income Quintile 2	209.20	219.80	356.23	226.01	185.54	217.74	182.50	171.57	118.97	208.57	233.88	262.13	229.83
Income Quintile 3	208.50	220.56	354.50	226.57	185.48	215.75	184.46	168.98	120.95	204.54	227.92	261.85	230.68
Income Quintile 4	209.46	221.48	352.97	227.45	192.65	214.53	187.34	164.93	125.29	198.73	227.51	261.67	230.85
Income Quintile 5	204.42	223.31	330.25	229.36	188.22	222.31	190.10	170.15	136.29	188.73	217.86	262.01	235.24

7.6 Combined Consumer Price Index Numbers by Quintile, Major Commodity Groups for Selected Cities April, 2016 (2007-2008=100)

Cities	General	Food & non-alcoholic Bevera-ges	Alcoholic Bever-ges, Tobacco	Clothing & foot-wear	Housing, water, Elec., Gas & other fuels	Furnishing & household equipment mainten-ance	Health	Trans-port	Communi-cation	Recreat-ion & culture	Educ-ation	Restau-rants & hotels	Misc. goods & services
Income Quintile 1													
Rawalpindi	217.42	228.03	385.54	240.13	198.47	226.18	207.15	187.51	104.56	220.86	294.71	255.57	217.80
Islamabad	217.53	225.15	374.03	232.76	170.54	233.30	206.00	190.26	111.29	308.42	685.47	235.22	225.31
Lahore	196.54	222.22	347.77	209.30	147.00	239.38	190.95	163.86	104.53	220.39	203.52	242.18	286.26
Gujranwala	199.58	212.80	351.90	210.06	173.42	232.54	162.53	162.84	112.02	226.52	162.24	243.18	210.54
Sialkot	195.41	213.39	365.08	175.63	169.00	180.66	146.95	182.88	115.82	296.50	187.03	208.25	202.08
Faisalabad	205.31	216.61	355.14	194.99	188.49	195.64	175.27	164.23	124.26	234.28	173.67	258.87	207.74
Multan	201.63	212.11	360.99	204.33	177.71	207.21	164.00	165.67	135.67	225.63	191.68	248.60	205.86
Sargodha	218.74	215.18	356.51	211.50	225.19	250.39	173.54	209.16	112.02	248.86	189.55	332.99	226.84
Bahawalpur	218.71	216.20	373.84	253.46	211.27	220.88	161.10	171.74	176.02	262.98	230.53	222.19	211.35
Karachi	199.08	210.82	369.06	237.53	153.17	239.79	166.36	151.31	117.44	228.01	189.27	269.15	273.31
Hyderabad	192.25	213.03	353.90	197.83	148.77	187.16	165.13	168.49	112.63	182.44	222.50	236.42	204.96
Sukkur	205.04	212.19	355.22	234.02	171.45	212.66	155.93	171.61	111.36	174.18	320.08	276.80	210.53
Larkana	208.42	198.90	367.82	225.61	216.78	221.30	262.05	174.48	125.55	182.29	180.73	283.85	272.43
Peshawar	213.27	216.51	362.85	264.74	175.79	242.16	212.24	193.80	113.59	275.28	291.16	256.29	296.95
Bannu	217.27	222.93	388.67	207.59	220.61	245.38	156.78	144.57	108.75	232.46	196.15	334.18	256.15
Quetta	199.28	210.16	374.95	188.18	181.44	178.71	168.12	206.30	124.60	176.82	243.72	240.37	214.78
Khuzdar	204.81	212.64	399.33	221.26	169.09	230.96	175.94	177.00	131.06	174.93	183.07	469.56	216.96
Income Quintile 2													
Rawalpindi	221.07	229.26	381.26	239.60	204.34	225.67	210.15	206.34	106.25	253.99	307.03	255.51	218.70
Islamabad	213.94	226.70	387.54	240.69	167.45	228.53	193.83	168.83	108.91	236.49	592.68	242.23	217.49
Lahore	195.76	222.17	354.06	208.17	149.49	243.63	184.19	153.37	104.18	220.19	210.65	246.32	279.02
Gujranwala	199.28	213.64	356.10	206.37	177.44	224.71	161.30	159.41	112.68	242.20	150.79	257.75	210.55
Sialkot	193.37	211.69	361.62	180.05	172.81	178.92	149.70	168.91	121.63	326.78	184.88	209.17	187.72
Faisalabad	203.55	217.24	357.72	196.51	192.48	201.56	171.39	157.98	119.09	228.73	162.26	248.05	208.52
Multan	201.16	213.98	360.74	203.71	181.88	204.80	160.52	156.16	129.28	233.41	190.57	245.22	205.44
Sargodha	219.78	216.14	350.44	211.18	231.40	252.17	178.47	184.19	105.37	258.53	204.66	325.43	230.07
Bahawalpur	217.07	217.53	373.36	246.08	214.27	227.18	166.28	154.70	175.33	254.35	201.23	226.39	209.73
Karachi	200.19	212.63	366.00	231.90	157.36	231.41	165.21	151.87	121.31	216.28	192.99	271.81	260.95
Hyderabad	193.26	213.57	352.26	198.78	153.28	189.72	169.45	169.76	113.84	175.75	262.71	238.19	204.58
Sukkur	205.03	212.44	345.80	233.55	176.39	207.51	158.26	176.59	108.78	176.39	309.03	279.78	208.82
Larkana	212.60	202.92	366.25	228.16	221.19	217.04	270.93	185.80	131.95	183.43	182.55	285.60	270.49
Peshawar	213.59	218.27	373.63	267.28	180.28	238.82	205.32	182.10	121.06	251.58	267.93	256.59	289.55
Bannu	213.62	220.45	379.71	207.99	218.72	239.07	156.53	138.52	114.44	220.19	203.61	312.11	273.76
Quetta	199.42	211.92	366.33	190.47	185.84	181.39	168.98	175.41	119.60	177.26	219.37	239.69	213.67
Khuzdar	203.52	214.91	389.40	221.59	159.88	242.72	183.52	156.36	134.37	184.09	178.97	458.92	214.28
Income Quintile 3													
Rawalpindi	220.62	227.95	374.44	242.51	203.83	224.32	219.88	182.41	110.66	241.86	301.94	258.52	223.98
Islamabad	213.99	228.64	350.20	233.90	161.56	226.46	187.20	173.40	113.03	224.89	739.47	230.69	233.20
Lahore	194.08	223.36	350.75	209.52	139.98	244.78	185.20	151.69	107.25	221.41	198.93	242.70	280.43
Gujranwala	197.15	214.33	353.71	210.55	169.76	219.50	159.52	150.20	117.16	217.32	151.17	241.86	211.00
Sialkot	192.61	212.15	340.66	181.49	167.50	184.88	148.97	154.44	128.72	302.02	176.52	203.58	189.32
Faisalabad	201.47	217.38	350.37	196.27	188.35	201.27	170.29	153.51	120.47	227.45	163.68	236.88	208.87
Multan	199.27	214.24	359.35	202.39	176.29	195.72	161.61	154.04	132.76	223.82	180.90	240.96	205.12
Sargodha	217.59	214.80	348.19	212.16	235.85	252.30	170.74	167.91	111.20	251.85	182.64	340.97	229.30
Bahawalpur	216.89	217.07	380.33	249.76	213.78	228.37	159.91	150.78	175.83	241.08	207.51	222.29	213.36
Karachi	200.30	213.52	369.84	228.43	149.61	226.06	164.08	151.35	123.22	211.20	196.69	273.19	257.55
Hyderabad	190.79	213.40	351.42	200.29	142.86	190.90	168.43	165.87	123.27	181.36	256.30	239.63	207.75
Sukkur	202.09	212.04	346.06	234.33	166.39	209.43	152.39	165.04	110.29	175.96	311.31	273.69	208.20
Larkana	213.53	205.90	352.57	226.36	222.57	216.76	257.78	180.88	133.12	183.61	181.96	282.65	292.26
Peshawar	210.89	217.68	357.31	268.08	173.63	239.65	202.48	187.19	119.72	230.67	279.01	256.91	280.52
Bannu	212.90	221.56	391.13	214.79	217.53	227.96	157.83	138.22	116.95	209.89	190.53	319.44	272.32
Quetta	196.62	211.46	351.02	190.83	181.97	181.04	170.02	158.88	118.98	175.08	232.66	232.59	209.24
Khuzdar	200.99	217.64	378.78	218.85	149.17	235.94	189.72	151.86	136.73	180.61	177.92	443.60	215.91

Contd.

7.6 Combined Consumer Price Index Numbers by Quintile, Major Commodity Groups for Selected Cities April, 2016 (2007-2008=100)

Cities	General	Food & non-alcoholic Bevera-ges	Alcoholic Bever-ges, Tobacco	Clothing & foot-wear	Housing, water, Elec., Gas & other fuels	Furnishing & household equipment mainten-ance	Health	Trans-port	Communi-cation	Recreat-ion & culture	Educ-ation	Restau-rants & hotels	Misc. goods & services
Income Quintile 4													
Rawalpindi	221.16	228.71	369.07	246.52	208.85	229.77	220.76	183.22	112.93	220.53	273.15	259.43	230.92
Islamabad	215.89	229.42	345.81	234.28	168.25	226.22	198.73	176.32	124.06	212.54	653.34	234.72	229.85
Lahore	193.66	224.30	345.05	209.39	154.42	243.04	181.76	146.35	112.01	211.99	196.87	240.15	278.62
Gujranwala	197.52	214.89	342.97	213.09	180.52	205.52	162.40	145.96	122.55	216.01	151.44	241.68	205.73
Sialkot	194.65	214.58	347.49	183.67	181.46	180.23	149.50	154.57	136.31	269.55	175.59	199.80	186.93
Faisalabad	199.97	218.58	350.64	197.04	196.17	201.27	169.49	145.87	123.09	211.39	153.04	238.80	213.50
Multan	200.59	216.13	353.06	203.99	189.53	195.71	157.64	149.99	135.81	212.87	183.39	235.87	210.08
Sargodha	218.73	217.04	342.05	214.15	238.45	261.46	171.75	161.59	117.37	279.84	173.36	337.89	231.15
Bahawalpur	214.92	218.21	374.19	247.28	217.90	225.35	162.06	149.21	175.54	233.34	204.90	219.40	216.63
Karachi	201.04	214.32	371.09	228.77	162.53	235.86	163.86	150.02	127.33	206.20	201.14	272.83	255.50
Hyderabad	191.61	214.66	348.72	200.73	156.36	189.31	169.19	160.19	129.35	180.37	253.80	239.58	211.31
Sukkur	204.17	214.10	329.47	234.15	180.90	210.87	155.79	153.90	116.83	175.17	310.09	274.46	215.02
Larkana	218.06	211.69	320.08	227.02	226.02	218.76	269.29	174.98	140.94	182.59	199.71	281.73	307.24
Peshawar	212.00	219.98	349.33	267.85	183.79	232.00	215.33	180.05	124.74	231.00	264.13	262.21	275.64
Bannu	215.95	224.03	404.66	219.88	216.74	236.34	157.72	137.15	117.53	197.74	190.30	316.24	278.61
Quetta	198.10	211.85	340.43	194.03	189.68	180.12	169.29	161.07	121.79	173.06	241.74	232.44	205.27
Khuzdar	205.24	219.54	390.22	218.28	167.12	248.88	188.52	152.46	140.15	182.13	175.87	424.17	223.17
Income Quintile 5													
Rawalpindi	222.61	232.98	327.83	245.96	210.94	229.55	211.83	192.10	125.50	204.10	287.06	257.59	258.93
Islamabad	209.22	231.09	311.19	238.61	166.95	233.70	201.32	195.65	128.53	204.48	413.79	239.93	249.82
Lahore	190.24	227.40	304.33	213.08	154.69	238.19	181.80	160.25	125.70	203.61	189.14	247.35	279.10
Gujranwala	194.44	217.22	318.19	216.12	181.66	186.07	160.20	152.19	134.24	195.88	147.55	238.28	214.44
Sialkot	191.63	216.48	319.09	186.17	180.70	178.05	153.79	158.62	138.05	247.63	169.65	202.97	193.65
Faisalabad	197.38	220.40	325.04	196.53	196.99	208.70	163.84	155.64	130.09	202.08	171.60	224.79	221.05
Multan	196.53	220.32	308.52	202.75	190.18	189.05	155.26	161.30	138.31	206.84	181.08	236.17	213.13
Sargodha	221.95	218.45	347.90	226.42	236.27	363.74	166.35	158.49	126.08	237.36	169.24	350.72	244.92
Bahawalpur	213.93	220.97	302.94	246.86	217.83	232.13	156.06	159.62	176.59	230.32	209.19	223.66	224.12
Karachi	201.19	217.00	349.54	231.10	161.52	325.19	164.20	165.93	138.84	195.82	205.01	274.49	257.82
Hyderabad	189.47	217.70	322.63	202.97	158.13	175.70	167.75	166.74	138.48	169.38	243.97	241.21	222.32
Sukkur	203.59	215.94	305.01	234.01	182.17	207.22	151.01	159.44	127.74	171.86	336.95	274.05	220.55
Larkana	218.07	212.43	303.19	225.89	224.86	220.17	280.78	175.10	144.76	170.51	255.29	277.94	290.51
Peshawar	207.00	221.69	319.81	265.08	182.92	224.48	194.02	184.16	130.71	190.92	262.41	258.63	263.84
Bannu	207.87	222.59	395.07	211.42	216.78	209.28	152.52	130.88	120.71	204.72	215.60	324.62	247.62
Quetta	198.22	213.89	300.14	193.50	192.59	167.56	163.27	164.92	129.25	169.98	242.79	237.17	210.66
Khuzdar	203.20	221.94	317.48	226.93	160.26	242.67	176.24	146.41	147.42	188.29	169.37	451.58	238.96
Aggregate													
Rawalpindi	221.43	231.04	350.01	245.40	207.97	229.28	214.27	190.44	121.32	212.45	286.04	257.90	249.26
Islamabad	209.17	230.62	319.50	238.06	165.25	233.15	200.41	194.56	127.78	206.63	426.28	239.75	247.79
Lahore	191.80	225.16	331.92	210.99	151.80	239.77	182.80	156.48	119.03	210.22	192.65	245.20	279.38
Gujranwala	196.92	215.03	340.52	212.21	178.92	202.03	161.15	151.15	125.33	213.00	150.31	241.06	210.92
Sialkot	192.69	214.48	340.07	183.42	177.34	179.79	150.96	157.88	135.00	270.08	173.85	203.00	190.91
Faisalabad	200.52	218.27	347.24	196.41	194.37	205.10	168.91	153.77	125.57	216.18	165.73	237.78	214.03
Multan	198.58	216.53	344.44	203.22	186.02	192.98	158.05	158.73	136.34	213.95	182.31	238.01	209.91
Sargodha	219.44	216.42	347.65	215.42	234.52	296.64	171.57	164.81	117.76	255.46	178.47	341.39	234.24
Bahawalpur	215.76	218.25	357.77	248.37	215.77	229.16	159.71	157.59	176.16	239.76	208.74	222.98	217.07
Karachi	200.18	215.34	359.65	230.41	158.13	301.33	164.19	161.79	134.54	201.43	203.45	273.77	257.68
Hyderabad	191.16	214.91	344.00	200.86	155.55	182.39	168.25	165.33	130.80	175.78	248.71	239.96	214.72
Sukkur	203.85	213.52	331.44	234.04	178.01	209.14	154.59	160.77	118.15	174.42	320.12	275.10	213.86
Larkana	214.48	206.00	345.70	226.70	223.25	218.70	268.48	177.58	136.41	180.58	215.02	282.36	288.07
Peshawar	209.74	219.34	352.20	266.32	181.31	229.53	201.15	184.15	126.80	215.69	264.52	258.59	274.05
Bannu	213.59	222.40	392.32	213.40	217.63	228.51	156.59	135.90	117.00	208.17	200.23	319.37	263.33
Quetta	198.24	212.25	329.88	192.33	189.11	175.84	167.35	164.02	123.95	173.20	238.43	235.32	209.44
Khuzdar	203.98	216.04	383.30	220.83	165.39	239.52	183.35	156.56	136.51	181.36	177.29	451.00	221.13

7.7 Combined Consumer Price Index Numbers by Income Groups/City and Commodity Groups for all Centers Covered in CPI
April, 2016
(2007-2008=100)

Cities		General	Food and non-alcoholic Beverages	Alcoholic Beverages, Tobacco	Clothing and footwear	Housing, water, Elec., Gas and other fuels	Furnishing and household equipment maintenance	Health	Transport	Communication	Recreation and culture	Education	Restaurants and hotels	Misc. goods and services
Rawalpindi	01	221.43	231.04	350.01	245.40	207.97	229.28	214.27	190.44	121.32	212.45	286.04	257.90	249.26
Islamabad	02	209.17	230.62	319.50	238.06	165.25	233.15	200.41	194.56	127.78	206.63	426.28	239.75	247.79
Attock	03	200.77	211.44	330.96	232.29	158.14	220.12	167.18	181.59	119.38	191.24	317.22	255.34	265.77
Jhelum	04	205.34	218.66	361.39	235.43	179.57	215.98	173.13	166.39	125.95	222.92	300.88	244.62	212.16
Lahore	05	191.80	225.16	331.92	210.99	151.80	239.77	182.80	156.48	119.03	210.22	192.65	245.20	279.38
Sahiwal	06	227.62	224.15	357.69	285.25	224.67	223.09	198.60	165.12	135.83	213.75	297.29	280.11	250.59
Gujranwala	07	196.92	215.03	340.52	212.21	178.92	202.03	161.15	151.15	125.33	213.00	150.31	241.06	210.92
Wazirabad	08	209.33	230.80	353.50	216.52	190.66	197.45	153.18	150.82	128.25	217.85	149.63	230.48	212.20
Sialkot	09	192.69	214.48	340.07	183.42	177.34	179.79	150.96	157.88	135.00	270.08	173.85	203.00	190.91
Faisalabad	10	200.52	218.27	347.24	196.41	194.37	205.10	168.91	153.77	125.57	216.18	165.73	237.78	214.03
Jhang	11	222.05	228.09	353.10	282.78	204.08	239.06	233.31	154.87	138.39	225.64	174.23	283.02	222.19
Multan	12	198.58	216.53	344.44	203.22	186.02	192.98	158.05	158.73	136.34	213.95	182.31	238.01	209.91
Muzaffargarh	13	207.58	224.41	350.17	233.07	178.45	197.67	168.33	154.36	140.82	226.10	190.89	264.89	211.40
D. G. Khan	14	216.98	224.39	339.76	261.23	227.24	219.24	174.44	146.98	122.78	196.19	112.45	221.41	191.54
Vehari	15	200.17	220.46	352.82	204.22	186.53	208.01	136.25	135.81	132.05	218.01	179.97	271.47	238.85
Sargodha	16	219.44	216.42	347.65	215.42	234.52	296.64	171.57	164.81	117.76	255.46	178.47	341.39	234.24
Mianwali	17	229.06	239.76	380.72	193.26	254.09	214.82	164.67	153.53	108.43	257.73	178.96	253.15	259.65
Bahawalpur	18	215.76	218.25	357.77	248.37	215.77	229.16	159.71	157.59	176.16	239.76	208.74	222.98	217.07
Bahawalnagar	19	213.24	224.95	312.53	256.40	203.28	252.46	176.55	133.28	124.80	227.89	207.82	311.14	221.77
R. Y. Khan	20	211.63	218.94	352.72	264.83	195.45	224.28	159.20	156.14	126.06	217.18	306.01	272.47	219.97
Karachi	21	200.18	215.34	359.65	230.41	158.13	301.33	164.19	161.79	134.54	201.43	203.45	273.77	257.68
Hyderabad	22	191.16	214.91	344.00	200.86	155.55	182.39	168.25	165.33	130.80	175.78	248.71	239.96	214.72
Nawabshah	23	242.32	237.80	313.20	292.69	203.02	242.02	221.96	160.92	138.57	163.18	626.03	321.37	422.47
Mirpukhas	24	207.01	222.57	336.69	203.92	184.60	187.68	169.61	160.85	114.70	171.41	305.13	293.33	228.78
Mithi	25	222.26	223.82	340.17	200.72	240.01	184.91	161.77	152.90	112.70	150.89	337.10	290.51	254.85
Sukkur	26	203.85	213.52	331.44	234.04	178.01	209.14	154.59	160.77	118.15	174.42	320.12	275.10	213.86
Larkana	27	214.48	206.00	345.70	226.70	223.25	218.70	268.48	177.58	136.41	180.58	215.02	282.36	288.07
Dadu	28	206.47	221.99	348.71	214.84	174.93	214.92	151.00	161.98	120.00	175.37	439.70	258.52	206.77
Peshawar	29	209.74	219.34	352.20	266.32	181.31	229.53	201.15	184.15	126.80	215.69	264.52	258.59	274.05
Mardan	30	242.48	219.53	364.94	309.25	254.92	228.49	185.87	197.97	125.19	244.05	446.96	276.49	325.00
Abbottabad	31	217.33	220.51	321.28	264.48	170.18	286.93	186.41	209.65	148.71	225.49	296.26	289.37	241.84
Bannu	32	213.59	222.40	392.32	213.40	217.63	228.51	156.59	135.90	117.00	208.17	200.23	319.37	263.33
D. I. Khan	33	209.44	223.19	323.72	206.98	220.13	203.63	169.45	151.18	112.46	168.25	206.63	258.55	216.27
Mingora	34	229.53	226.66	357.26	276.84	199.81	232.21	252.60	182.58	131.15	232.15	248.65	320.62	418.38
Quetta	35	198.24	212.25	329.88	192.33	189.11	175.84	167.35	164.02	123.95	173.20	238.43	235.32	209.44
Turbat	36	212.33	200.66	341.98	204.29	254.08	210.69	180.72	140.54	118.80	145.54	226.47	316.34	213.44
Gawadar	37	197.06	205.05	270.38	220.75	177.52	220.28	181.16	150.41	109.26	118.60	250.01	367.08	221.43
Loralai	38	219.60	229.28	317.14	215.13	226.49	176.39	199.54	162.04	115.11	205.32	200.45	285.97	238.02
Khuzdar	39	203.98	216.04	383.30	220.83	165.39	239.52	183.35	156.56	136.51	181.36	177.29	451.00	221.13
D. M. Jamali	40	210.34	222.33	350.15	206.79	189.35	213.29	167.36	174.49	123.62	155.75	229.42	279.92	212.95

7.8 Index Numbers of Wholesale Prices by Commodity Groups

(2007-08=100)

Year / month	General	Agriculture Forestry & Fishery Product	Others & Minerals electricity gas & water	Food product Beverages & tobacco Textile Apparel & Leather Product	Other transport-able Goods	Metal product Machinery & Equipment
2010-11	164.17	183.20	159.13	166.49	155.77	128.10
2011-12	181.29	185.04	182.74	176.07	194.64	152.55
2012-13	194.61	198.23	211.17	188.39	203.93	159.29
2013-14	158.88	165.52	163.62	156.11	162.99	132.02
2014-15	209.85	220.56	245.47	206.76	197.12	172.72
2015 Apr	205.65	219.00	245.66	205.98	181.06	172.88
May	207.92	224.47	245.36	206.76	184.03	172.74
Jun	210.37	227.46	245.32	209.87	187.23	172.71
Jul	209.53	224.93	224.93	210.44	185.86	172.57
Aug	208.42	225.90	244.06	210.52	180.27	172.29
Sep	207.60	223.92	249.12	210.64	176.38	171.25
Oct	208.69	228.36	246.91	211.04	176.74	171.31
Nov	208.72	226.06	246.98	212.98	176.87	171.09
Dec	207.37	221.68	247.36	213.69	174.69	171.11
2016 Jan	206.27	221.9	247.48	214.54	168.43	170.69
Feb	205.05	221.23	245.89	215.03	164.03	170.44
Mar	204.22	221.02	245.22	214.66	161.42	170.45
Apr	206.87	229.78	244.59	214.9	162.91	171.22

7.9 Index Numbers of Wholesale Prices by Commodities

AGRICULTURE FORESTRY & FISHERY												
Year/month		Wheat	Maize	Rice	Sorghum/ Jowar	Millet/ Bajra	Vegetables	Fresh Fruits	Dry Fruits	Cotton Seeds	Other oil Seeds	Edible Roots Potatoes
(2007-08=100)												
2010-11		159.53	150.61	123.39	195.10	127.61	173.43	129.19	161.97	171.48	141.73	201.45
2011-12		163.44	159.77	149.45	191.12	153.77	211.52	175.48	181.96	189.55	166.98	175.20
2012-13		188.52	174.74	165.42	211.29	177.02	216.66	216.05	181.47	168.92	177.67	162.82
2013-14		227.13	185.28	177.67	279.98	179.06	254.41	226.73	201.66	185.58	178.30	314.12
2014-15		209.29	191.65	172.20	300.13	173.82	255.40	245.60	227.30	208.86	179.03	314.37
2015	Apr	206.14	188.60	163.71	292.62	172.47	262.99	242.95	237.25	215.48	157.14	115.50
	May	199.19	198.78	163.53	321.25	189.44	289.71	262.42	238.89	231.37	161.07	106.40
	Jun	194.99	196.59	163.26	314.96	200.42	267.36	287.79	240.69	240.08	161.27	144.68
	Jul	199.02	194.73	161.31	336.99	203.58	246.36	313.83	241.48	236.29	160.55	152.85
	Aug	198.78	197.89	157.78	340.07	207.85	315.25	279.94	238.67	230.46	162.61	150.28
	Sep	202.23	197.73	154.60	334.15	204.45	330.75	249.04	236.68	228.37	159.36	172.56
	Oct	209.37	191.32	150.22	293.25	200.68	331.56	253.8	238.92	243.34	162.75	184.04
	Nov	215.84	185.64	143.04	271.60	188.77	320.31	206.96	243.32	251.49	164.88	204.98
	Dec	218.20	182.47	142.70	258.26	181.34	219.72	207.01	242.59	253.39	162.29	193.69
2016	Jan	218.54	181.99	143.44	263.42	182.56	198.21	214.11	253.58	265.71	162.64	150.23
	Feb	220.02	189.65	141.69	263.80	176.35	204.49	231.68	250.92	257.94	157.46	118.35
	Mar	218.68	193.96	143.85	278.40	184.22	209.51	244.90	248.22	253.39	156.93	112.72
	Apr	207.11	205.56	142.90	286.45	187.00	277.16	267.02	248.97	254.81	159.83	104.08

Contd.

7.9 Index Numbers of Wholesale Prices by Commodities

Year/month	AGRICULTURE FORESTRY & FISHERY											
	Stimulant & spice crops	Pulses	Sugar crops	Fibre crops	Unmanufactured tobacco	Poultry	Milk from bovine animals	Eggs	Raw animal material / wool	Hides&fur skins wool	Fuel wood in logs	Fishes fresh or chilled
	(2007-08=100)											
2010-11	212.69	169.24	287.34	280.76	156.10	163.53	157.40	148.79	113.86	106.92	151.43	136.35
2011-12	187.89	212.28	273.92	195.07	167.72	186.89	190.29	180.67	134.34	131.07	190.47	144.71
2012-13	184.68	204.81	267.92	193.56	171.49	178.40	213.81	191.02	138.84	139.08	215.48	191.11
2013-14	316.66	186.74	267.92	217.41	186.62	202.88	225.98	200.17	155.22	145.20	238.11	247.73
2014-15	350.96	207.90	277.32	172.23	213.88	193.98	249.87	204.51	173.19	155.20	252.59	270.19
2015 Apr	286.93	209.56	286.29	172.53	217.50	189.61	251.69	170.54	177.10	159.72	259.53	283.89
May	299.29	229.44	286.29	178.69	219.79	214.91	252.55	163.42	174.38	158.90	259.09	282.30
Jun	352.58	233.89	286.29	177.20	220.89	243.62	252.90	175.64	174.22	156.85	259.09	296.17
Jul	348.00	235.73	286.29	159.33	221.18	237.79	252.90	184.87	174.22	155.92	259.53	308.06
Aug	325.37	235.92	286.29	152.62	226.94	199.19	252.90	206.09	173.66	156.45	261.39	339.60
Sep	318.19	234.67	286.29	154.16	227.46	160.74	253.18	194.92	173.66	156.45	262.48	338.86
Oct	306.38	243.87	286.29	172.23	228.38	146.78	254.04	193.56	173.66	155.85	263.57	339.32
Nov	269.27	245.62	286.29	173.76	229.69	181.52	254.04	205.67	179.16	153.62	263.57	339.32
Dec	258.33	250.31	286.29	172.25	229.69	192.50	255.42	214.79	179.16	153.22	263.57	340.91
2016 Jan	251.68	251.59	286.29	174.55	230.02	197.60	255.42	209.40	179.16	151.58	265.76	342.37
Feb	242.72	247.95	286.29	175.71	230.02	151.73	255.42	204.96	177.45	150.46	266.30	336.96
Mar	235.21	247.46	286.29	172.25	230.02	172.94	255.42	161.26	176.96	150.63	266.30	335.61
Apr	234.41	259.57	286.29	174.57	230.61	231.81	256.11	150.83	175.99	151.73	264.77	369.26

Contd.

7.9 Index Numbers of Wholesale Prices by Commodities

Year/Month		ORES/MINERALS, GAS & ELECT.				FOOD, BEVERAGES, TOBACCO TEXTILE,APPAREL.LEATHER TEXTILE					
		Coal not Aggiomeratted	Natural Gas liquified	Salt pure sodium chloride	Electrical Energy	Meat of Animals	Vegetables & fruit Juices	Dried Fruits & Nuts	Fruits & Juices	Vegetable Oil Refined	Vegetable Ghee
						(2007-08=100)					
2010-11		120.42	157.03	125.80	166.98	174.86	148.78	170.78	133.20	127.91	118.21
2011-12		149.74	193.29	155.69	176.51	214.40	175.93	197.32	155.58	153.33	141.37
2012-13		209.81	197.43	175.78	226.10	228.80	186.93	219.33	158.67	157.94	141.75
2013-14		223.53	203.85	223.53	281.02	238.93	192.48	221.32	166.33	162.31	141.51
2014-15		223.53	202.94	247.76	292.89	257.56	197.17	226.22	172.75	159.75	132.06
2015	Apr	223.53	200.74	248.84	295.61	260.64	199.28	228.25	174.06	155.23	124.33
	May	223.53	200.10	248.84	295.61	262.20	199.38	229.34	174.61	153.75	122.65
	Jun	223.53	199.99	252.31	295.61	262.20	199.38	228.54	175.80	153.66	122.48
	Jul	223.53	200.06	252.31	294.68	262.35	200.07	228.54	177.53	153.56	122.09
	Aug	223.53	199.75	252.31	293.09	263.70	200.95	229.85	177.53	152.52	120.70
	Sep	235.29	208.83	252.31	293.09	265.13	200.95	230.91	177.53	149.26	119.21
	Oct	192.16	209.82	252.31	293.09	266.98	200.95	230.84	177.53	150.19	118.43
	Nov	192.16	209.99	252.31	293.09	266.98	201.03	232.47	177.53	149.09	118.02
	Dec	192.16	210.78	252.31	293.09	267.04	201.36	240.13	177.53	149.34	118.09
2016	Jan	192.16	211.04	252.31	293.09	268.44	201.36	247.99	175.90	149.31	117.91
	Feb	174.51	210.01	252.31	293.09	268.53	201.36	250.38	175.90	148.73	118.76
	Mar	176.47	208.35	252.31	293.09	268.99	201.36	250.38	175.99	148.47	119.01
	Apr	168.63	208.04	252.31	293.09	269.28	202.69	245.68	176.37	150.87	121.50

Contd.

7.9 Index Numbers of Wholesale Prices by Commodities

Year / month	FOOD, BEVERAGES, TOBACCO TEXTILE,APPAREL.LEATHER TEXTILE												
	Oil cakes	Processed Liquid Milk	Milk & cream in solid form	Ice cream	Dairy Product N.E.C	Wheat Flour	Other cereal Flour	Sugar Refined	Choco late	Sugar Confec tionary	Coffee & Tea	SPICES	Other Food Product
	(2007-08=100)												
2010-11	150.73	154.76	190.61	139.71	141.43	146.53	135.02	251.13	99.77	101.52	165.31	162.42	244.90
2011-12	149.51	182.39	170.43	155.81	184.52	151.98	163.80	229.24	100.35	100.56	192.23	267.98	301.28
2012-13	166.19	207.70	171.54	172.43	207.02	172.24	194.72	201.93	99.19	101.34	203.24	279.84	319.16
2013-14	191.83	211.76	196.23	210.37	220.93	205.78	139.04	206.98	99.19	102.28	215.49	193.08	308.00
2014-15	203.54	243.81	219.96	219.91	239.23	198.20	149.19	217.88	99.19	103.59	192.27	189.96	295.24
2015 Apr	200.07	251.52	221.70	219.91	243.80	194.97	146.98	220.03	99.19	102.28	203.67	189.90	294.23
May	206.29	251.52	220.36	219.91	243.80	192.24	173.87	226.96	99.19	102.28	204.59	189.82	292.02
Jun	198.51	251.52	220.46	219.91	243.80	189.05	194.60	235.88	99.19	118.04	206.65	189.97	292.02
Jul	194.96	248.71	220.46	219.91	243.80	190.27	210.16	249.40	99.19	118.04	210.96	189.84	292.02
Aug	199.15	248.71	219.44	219.91	244.55	191.08	214.97	249.46	99.19	118.04	233.14	188.81	292.02
Sep	193.65	248.71	216.31	219.91	244.55	192.14	214.96	246.52	101.06	118.83	240.86	188.73	292.02
Oct	202.18	247.18	216.39	219.91	244.60	197.66	220.69	233.67	101.06	118.83	246.32	188.53	292.02
Nov	212.90	247.18	216.50	219.91	244.60	202.06	224.57	224.95	101.06	118.83	259.94	188.29	292.02
Dec	218.03	247.57	217.97	219.91	244.60	202.13	229.87	210.55	101.06	118.83	261.86	188.33	292.02
2016 Jan	218.92	247.57	219.09	219.91	245.35	202.19	231.67	226.45	101.06	118.83	264.10	188.40	292.52
Feb	217.76	247.57	219.09	223.70	248.13	201.07	225.94	239.31	101.06	118.83	261.24	189.65	292.52
Mar	224.87	247.57	219.09	225.40	248.13	200.63	225.20	237.73	101.06	118.83	238.86	189.77	292.52
Apr	222.77	248.90	219.24	229.62	247.85	195.65	239.21	240.36	101.06	118.83	234.40	189.67	292.52

Contd.

7.9 Index number of wholesale prices by commodities

Year/month		FOOD, BEVERAGES, TOBACCO TEXTILE,APPAREL.LEATHER TEXTILE									
		Mineral Water	Beverages	Tobacco Product	Cotton Yarn	Nylon Yarn	Blended Yarn	Woven Fabrics	Cotton Fabrics	Other Fabrics	Silk & Reyon Fabrics
		(2007-08=100)									
2010-11		127.10	120.80	168.69	182.87	174.17	195.31	129.39	137.84	126.16	125.75
2011-12		163.62	133.28	175.62	196.06	190.80	194.74	163.54	167.42	154.74	139.06
2012-13		168.78	137.45	208.80	208.38	181.46	193.63	196.76	175.90	166.96	152.04
2013-14		182.07	151.87	246.42	213.03	178.22	198.57	222.82	189.15	182.16	161.87
2014-15		186.75	170.90	296.01	180.86	157.07	189.75	247.06	199.86	207.66	177.39
2015	Apr	187.86	171.62	290.52	170.12	150.22	182.72	258.39	201.34	212.61	181.33
	May	187.86	171.95	290.52	170.81	150.22	184.93	258.39	201.34	213.71	181.33
	Jun	187.86	171.95	356.45	171.27	150.22	189.54	258.39	201.34	213.71	181.33
	Jul	188.22	171.95	356.45	171.27	150.22	188.86	258.39	201.65	214.27	183.23
	Aug	188.22	171.95	356.45	167.45	150.22	185.58	258.39	201.65	214.27	183.23
	Sep	188.35	171.95	356.45	167.64	147.08	184.15	265.37	201.65	217.95	186.80
	Oct	188.35	171.95	356.45	169.21	147.08	183.55	265.37	201.65	217.95	186.80
	Nov	188.35	171.95	356.45	178.19	147.08	183.29	265.37	201.65	217.81	186.80
	Dec	188.35	171.95	387.30	177.62	147.08	180.89	275.66	201.65	217.81	186.80
2016	Jan	189.02	171.95	387.30	175.73	147.08	178.32	275.66	201.65	217.81	186.80
	Feb	189.02	171.95	387.30	175.22	147.08	175.44	275.66	201.65	217.82	186.80
	Mar	194.37	172.44	387.30	174.54	147.08	175.44	275.66	204.95	218.24	186.80
	Apr	194.37	172.44	390.01	173.67	147.08	176.66	275.66	206.45	220.25	188.44

Contd.

7.9 Index number of wholesale prices by commodities

Year / month	FOOD, BEVERAGES, TOBACCO TEXTILE,APPAREL.LEATHER TEXTILE										
	Towels	Blankets	Bedsheet	Quilt	Woolen Carpets	Synthetic Carpets	Hosiery Product	Ready made Garments	Leather without Hairs	Other Leather N.E.C	Foot wears
	(2007-08=100)										
2010-11	141.55	123.47	132.06	128.15	104.56	143.26	126.73	114.24	107.07	112.02	101.48
2011-12	181.78	150.59	165.52	144.49	105.11	147.81	155.38	125.21	109.08	120.09	110.49
2012-13	202.34	179.22	201.81	150.78	106.55	116.43	176.65	137.23	111.60	130.47	134.42
2013-14	231.49	205.36	230.69	166.21	110.96	115.50	191.70	156.73	168.48	288.58	134.22
2014-15	257.45	230.50	249.94	187.32	130.72	124.64	212.44	184.42	215.90	221.91	134.22
2015 Apr	265.62	235.86	256.29	196.84	132.14	126.27	218.08	186.77	215.06	212.39	134.22
May	265.62	235.86	256.29	196.84	132.14	126.27	218.08	188.82	221.97	212.39	134.22
Jun	267.20	235.86	256.29	196.84	132.14	126.27	220.66	193.27	212.68	206.27	134.22
Jul	267.20	235.86	256.29	196.84	132.14	126.27	220.66	193.27	212.68	206.27	134.22
Aug	267.20	235.86	256.29	196.84	132.14	126.27	220.66	193.27	212.68	206.27	134.22
Sep	267.20	235.86	256.29	196.84	132.14	126.27	220.66	193.27	221.97	206.27	134.22
Oct	267.20	235.86	256.29	196.84	132.14	126.27	222.88	193.27	221.97	206.27	134.22
Nov	267.20	243.93	256.29	196.84	142.86	129.25	222.88	193.27	221.97	206.27	137.38
Dec	267.20	243.93	256.29	198.00	142.86	129.25	222.88	193.27	221.97	207.64	137.38
2016 Jan	267.20	243.93	256.29	201.47	154.76	129.25	222.52	193.27	221.97	207.64	137.38
Feb	267.20	243.93	256.29	201.47	166.67	129.25	222.52	193.27	221.97	207.31	137.38
Mar	267.20	243.93	256.29	201.47	181.55	129.25	222.52	193.27	221.97	207.31	139.36
Apr	267.20	243.93	256.29	198.00	181.55	129.25	222.52	193.27	221.97	207.31	140.89

Contd.

7.9 Index number of wholesale prices by commodities

Year/month		OTHER TRANSPORTABLE GOODS												
		Timber	Printing Paper	Hard Board	Coke	Motor Sprit	Diesel Oil	Kerosine Oil	Furnace Oil	Mobile Oil	Chemi cals	Dying Materials	Fertili-zers	Pesti-cides
		(2007-08=100)												
2010-11		127.27	106.84	110.16	139.84	126.84	194.78	196.30	154.78	150.55	123.06	106.61	174.65	135.09
2011-12		139.00	127.83	150.70	159.41	155.00	240.05	241.84	200.78	173.18	144.52	105.67	258.65	164.20
2012-13		149.51	158.66	193.63	163.45	168.70	257.74	260.42	177.08	183.78	154.14	105.42	261.38	195.99
2013-14		170.36	169.84	220.14	163.45	184.99	271.23	283.49	176.90	194.20	171.90	115.91	266.33	227.17
2014-15		195.72	167.58	218.10	163.45	147.81	214.81	228.04	132.51	201.20	196.13	145.04	272.04	281.42
2015	Apr	202.05	162.72	197.92	163.45	125.47	178.33	178.93	94.70	200.74	195.03	146.55	272.54	293.74
	May	202.05	164.56	197.92	163.45	125.47	178.33	178.93	114.06	200.65	194.51	146.55	272.00	293.74
	Jun	203.35	164.56	197.92	163.45	131.39	187.52	178.93	117.51	201.05	194.51	146.55	272.17	301.98
	Jul	204.34	164.56	197.92	163.45	131.39	187.52	178.93	107.57	201.05	192.95	146.55	272.80	306.30
	Aug	204.34	164.56	197.92	163.45	129.65	177.90	165.55	90.81	199.10	187.61	146.55	271.71	306.30
	Sep	208.04	164.56	197.92	163.45	124.58	170.11	152.12	76.67	199.10	187.25	146.55	275.23	306.30
	Oct	213.18	164.56	197.92	163.45	124.58	170.11	152.12	79.32	199.78	186.09	146.55	274.03	312.37
	Nov	214.43	164.56	197.92	163.45	128.80	172.03	152.12	75.72	199.78	185.92	146.55	273.25	312.37
	Dec	214.43	161.82	197.92	163.45	128.80	171.49	150.01	65.28	199.78	182.83	146.55	271.62	312.37
2016	Jan	216.25	161.82	197.92	163.45	128.80	155.51	128.46	50.24	199.78	182.92	146.55	270.92	312.37
	Feb	216.79	161.82	197.92	163.45	120.33	142.84	115.11	48.20	196.00	183.07	146.55	266.79	312.37
	Mar	220.36	161.82	197.92	163.45	106.00	134.76	115.11	51.43	196.00	182.47	146.55	264.83	312.37
	Apr	220.36	161.82	197.92	163.45	108.54	136.30	115.11	58.58	196.00	182.61	146.55	262.47	312.37

Contd.

7.9 Index number of wholesale prices by commodities

Year / month	OTHER TRANSPORTABLE GOODS												
	Insecti-cides	Paints & Varnishes	Medicines	Soaps & Detergent	Auto Tyers	Plastic Products	Glass Sheets	Other Glass Articles	Ceramics & Sanitary	Bricks Blocks & Tiles	Cement	Bed Foams	Matches
	(2007-08=100)												
2010-11	125.88	151.75	115.64	130.52	147.14	135.05	152.83	175.04	129.49	140.85	140.80	113.46	111.73
2011-12	125.90	187.97	117.18	151.04	171.17	179.77	168.41	206.10	136.90	165.89	162.19	126.38	118.84
2012-13	120.85	237.85	138.59	167.01	180.56	193.02	192.56	199.82	158.32	176.20	185.77	141.29	132.57
2013-14	143.37	260.43	139.76	180.26	185.96	201.16	207.04	212.10	182.46	193.91	203.42	148.32	143.20
2014-15	160.37	285.05	144.94	178.53	190.42	216.58	220.72	234.52	213.29	206.14	208.01	154.60	146.44
2015 Apr	143.34	291.69	145.19	178.14	191.36	222.47	228.76	243.63	219.25	209.76	206.86	156.67	143.20
May	141.69	291.69	145.19	180.40	191.36	225.35	230.11	243.63	219.45	210.12	207.25	156.67	162.62
Jun	141.69	291.69	145.19	180.02	191.36	225.60	230.11	243.63	219.58	209.47	207.25	156.67	162.62
Jul	140.84	291.69	145.20	180.02	191.78	228.67	231.30	243.63	221.02	209.47	207.29	156.67	162.62
Aug	138.59	295.36	145.20	180.05	191.78	228.34	231.30	243.63	221.62	209.99	206.97	156.67	162.62
Sep	138.59	295.36	145.71	180.67	192.83	228.35	231.30	243.63	227.13	209.99	206.87	156.67	162.62
Oct	138.59	295.36	146.38	180.67	192.83	231.05	231.30	243.63	227.13	216.83	206.70	156.67	162.62
Nov	134.66	295.36	146.67	121.33	192.83	231.05	231.30	243.63	227.13	217.09	206.79	156.67	162.62
Dec	134.66	295.36	146.89	181.28	192.83	231.05	231.30	243.63	227.13	217.47	206.53	157.17	162.62
2016 Jan	134.66	295.36	146.89	181.44	192.68	229.95	231.30	243.63	226.78	216.96	206.70	157.17	162.62
Feb	129.81	295.36	153.18	183.70	186.64	226.58	231.30	243.63	227.51	216.02	206.70	167.67	162.62
Mar	133.20	295.36	156.79	182.03	184.65	226.58	231.30	243.63	227.51	217.05	206.40	167.67	162.62
Apr	135.79	295.36	160.98	182.24	184.65	226.58	231.30	243.63	227.51	217.83	205.87	167.67	162.62

Contd.

7.9 Index number of wholesale prices by commodities

Year/month		METAL PRODUCT MACHINERY & EQUIPMENT									
		Pig Iron	Steel Bars & Sheets	Pipe Fittings	Steel Products	Engine & Motors	Vacuum Pumps	Air Conditioners	Cultivators	Chuff Cutter	Tractors
		(2007-08=100)									
2010-11		128.97	116.14	129.52	125.59	106.23	112.44	147.52	172.18	127.89	152.78
2011-12		128.97	133.06	140.66	152.22	109.07	115.39	165.34	184.47	131.97	177.34
2012-13		128.97	134.92	143.38	162.79	109.07	115.39	174.17	187.71	140.67	161.96
2013-14		128.97	140.15	163.38	169.47	109.07	115.39	180.79	215.46	146.36	188.81
2014-15		128.97	144.81	189.28	173.11	109.07	115.39	195.28	224.52	149.20	214.54
2015	Apr	128.97	140.03	191.94	173.88	109.07	115.39	197.69	219.76	149.20	214.54
	May	128.97	139.25	191.94	173.88	109.07	115.39	199.53	219.76	149.20	214.54
	Jun	128.97	138.84	193.53	173.54	109.07	115.39	199.53	219.76	149.20	214.54
	Jul	128.97	138.82	193.53	173.54	109.07	115.39	199.53	219.76	149.20	214.54
	Aug	128.97	136.92	192.08	173.54	109.07	115.39	199.53	219.76	149.20	214.54
	Sep	128.97	130.45	192.08	173.54	109.07	115.39	200.18	219.76	149.20	214.54
	Oct	128.97	129.32	192.08	173.54	109.07	115.39	200.18	219.76	149.20	205.43
	Nov	128.97	127.63	195.10	173.54	109.07	115.39	200.18	219.76	149.20	205.43
	Dec	128.97	127.00	194.96	176.27	109.07	115.39	200.18	219.76	149.20	205.43
2016	Jan	128.97	125.33	193.06	176.27	109.07	115.39	200.18	219.76	149.20	205.43
	Feb	128.97	123.59	193.06	176.83	109.24	115.39	200.18	219.76	149.20	205.43
	Mar	128.97	123.70	193.06	176.80	109.24	114.95	201.18	219.76	149.20	205.43
	Apr	128.97	127.90	193.06	176.99	109.24	114.95	201.18	219.76	149.20	205.43

Contd.

7.9 Index number of wholesale prices by commodities

Year / month	METAL PRODUCT MACHINERY & EQUIPMENT								
	Lathe Machine	Concrete Mixer	Refrige Wash & Sew mach Iron	Electrical Wires	Lighting Equip-ments	Radio & Television	Motor Vehicles	Motor Cycles	Bicycles
	(2007-08=100)								
2010-11	142.43	135.46	138.87	142.63	115.71	122.93	142.13	116.77	134.71
2011-12	147.58	138.83	162.92	160.69	141.05	130.71	155.07	122.52	166.65
2012-13	147.68	138.83	167.54	160.01	147.57	127.52	170.90	125.06	177.20
2013-14	186.40	138.83	188.44	173.65	163.03	126.49	179.74	125.61	181.58
2014-15	208.81	138.83	197.51	186.83	166.63	126.49	182.92	127.07	184.24
2015 Apr	208.81	138.83	198.20	190.87	168.19	126.49	183.03	125.89	185.63
May	208.81	138.83	198.30	187.86	168.19	126.49	183.03	125.89	185.63
Jun	208.81	138.83	198.62	187.86	168.19	126.49	183.03	125.89	185.63
Jul	208.81	138.83	198.62	187.86	167.30	126.49	183.03	125.89	185.63
Aug	208.81	138.83	198.62	192.45	167.30	126.49	183.03	125.89	185.63
Sep	208.81	138.83	198.62	192.45	167.30	126.49	183.03	125.89	185.63
Oct	208.81	138.83	200.43	195.19	167.30	126.49	183.03	125.89	185.63
Nov	208.81	138.83	200.43	195.19	167.30	126.49	183.03	125.89	185.63
Dec	208.81	138.83	200.43	195.19	167.30	126.49	183.03	125.89	185.63
2016 Jan	208.81	138.83	199.36	195.19	167.30	126.49	184.14	125.89	185.63
Feb	208.81	138.83	199.42	195.19	167.30	126.49	185.25	125.89	185.63
Mar	208.81	138.83	199.37	195.19	167.30	126.49	185.25	125.89	185.63
Apr	208.81	138.83	200.02	195.19	167.30	126.49	185.25	125.89	185.63

Contd.

7.10 Intercity Wholesale Prices of Selected Commodities

Group/Commodity/Item Specification			Unit	City	Prices (Rs.)			% Change in Apr., 2016 Over	
					Apr.,2016	Mar., 2016	Apr., 2015	Mar., 2016	Apr., 2015
1. Agriculture Forestry & Fishery									
001. Wheat									
	0111201.	WHEAT AVG. QLTY.	100 KG.	LAH	3562.50	3562.50	3475.00	0.00	2.52
				FAS	3250.00	3400.00	3225.00	-4.41	0.78
				RAW	3700.00	3700.00	3525.00	0.00	4.96
				MUL	3250.00	3425.00	3225.00	-5.11	0.78
				GUJ	3500.00	3700.00	3325.00	-5.41	5.26
				SAH	3062.50	3312.50	3281.50	-7.55	-6.67
				SAR	3212.50	3237.50	3100.00	-0.77	3.63
				SKT	3500.00	3750.00	3587.50	-6.67	-2.44
				BPR	3037.50	3412.50	3162.50	-10.99	-3.95
				GJT	3500.00	3700.00	3306.25	-5.41	5.86
				KSR	3500.00	3500.00	3437.50	0.00	1.82
				KAR	3500.00	3600.00	3500.00	-2.78	0.00
				HYD	2900.00	3052.50	3000.00	-5.00	-3.33
				SKR	3125.00	3400.00	3400.00	-8.09	-8.09
				LRK	3000.00	3450.00	2750.00	-13.04	9.09
				MPK	2900.00	3150.00	2875.00	-7.94	0.87
				NWB	2825.00	3200.00	2800.00	-11.72	0.89
				PSH	3150.00	3150.00	3300.00	0.00	-4.55
				BNU	3240.00	3460.00	3150.00	-6.36	2.86
002. Maize									
	0112201.	MAIZE AVG. QLTY.	40 KG.	LAH	1050.00	1050.00	1150.00	0.00	-8.70
				FAS	1250.00	1075.00	1000.00	16.28	25.00
				RAW	1187.50	1187.50	1175.00	0.00	1.06
				SAR	1412.50	1400.00	975.00	0.89	44.87
				KSR	1075.00	1075.00	1150.00	0.00	-6.52
				KAR	1500.00	1042.50	1380.00	43.88	8.70
				HYD	1250.00	1250.00	1050.00	0.00	19.05
				PSH	1150.00	1080.00	1000.00	6.48	15.00
				BNU	1400.00	1400.00	1350.00	0.00	3.70
				QTA	1390.00	1390.00	1390.00	0.00	0.00
003. Rice									
	0113201.	RICE BASMATI SUP. QLTY.	40 KG.	LAH	3462.50	3462.50	4310.00	0.00	-19.66
				FAS	2700.00	2700.00	4000.00	0.00	-32.50
				RAW	4525.00	4450.00	5000.00	1.69	-9.50
				MUL	3100.00	3100.00	4100.00	0.00	-24.39
				GUJ	2560.00	2560.00	3050.00	0.00	-16.07
				SKT	2400.00	2560.00	2980.00	-6.25	-19.46
				KAR	3960.00	3960.00	4700.00	0.00	-15.74
				HYD	3750.00	3750.00	4000.00	0.00	-6.25
				MPK	3600.00	3600.00	4600.00	0.00	-21.74
				PSH	3350.00	3350.00	3650.00	0.00	-8.22
				MNG	3050.00	3050.00	3600.00	0.00	-15.28
				QTA	4400.00	4400.00	4800.00	0.00	-8.33
	0113202.	RICE BASMATI BROKEN AVG. QLTY.	40 KG.	LAH	1820.00	1820.00	2535.00	0.00	-28.21
				RAW	2675.00	2650.00	3075.00	0.94	-13.01
				GUJ	1900.00	1900.00	2100.00	0.00	-9.52
				SAH	1625.00	1625.00	2000.00	0.00	-18.75
				SKT	1440.00	1750.00	1920.00	-17.71	-25.00
				BPR	1750.00	1750.00	2100.00	0.00	-16.67
				GJT	1800.00	1800.00	2100.00	0.00	-14.29
				KSR	1925.00	1975.00	2575.00	-2.53	-25.24
				KAR	1950.00	1950.00	2760.00	0.00	-29.35
				HYD	1725.00	1725.00	2100.00	0.00	-17.86
				SKR	2000.00	2000.00	2000.00	0.00	0.00
				LRK	2400.00	2400.00	3200.00	0.00	-25.00
				MPK	1360.00	1360.00	1400.00	0.00	-2.86
				PSH	1650.00	1650.00	1950.00	0.00	-15.38

Contd.

7.10 Intercity Wholesale Prices of Selected Commodities

Group/Commodity/Item Specification		Unit	City	Prices (Rs.)			% Change in Apr., 2016 Over	
				Apr.,2016	Mar., 2016	Apr., 2015	Mar., 2016	Apr., 2015
			BNU	1650.00	1600.00	1650.00	3.13	0.00
			QTA	2200.00	2000.00	2900.00	10.00	-24.14
0113203.	RICE IRRI-9 PUNJAB	40 KG.	LAH	1700.00	1700.00	2175.00	0.00	-21.84
			FAS	1400.00	1400.00	2600.00	0.00	-46.15
			RAW	2025.00	1987.50	2250.00	1.89	-10.00
			SAR	1675.00	1675.00	1800.00	0.00	-6.94
			SKT	1600.00	1600.00	1600.00	0.00	0.00
			QTA	1360.00	1360.00	1360.00	0.00	0.00
0113204.	RICE IRRI-6 SINDH	40 KG.	KAR	1320.00	1320.00	1720.00	0.00	-23.26
			HYD	1425.00	1425.00	1500.00	0.00	-5.00
			SKR	1120.00	1300.00	1280.00	-13.85	-12.50
			LRK	1080.00	1080.00	1200.00	0.00	-10.00
			NWB	1800.00	1800.00	1630.00	0.00	10.43
			PSH	1325.00	1325.00	1320.00	0.00	0.38
			QTA	1600.00	1600.00	1320.00	0.00	21.21
004. Sorghum / Jowar								
0114201.	JOWAR AVG. QLTY.	40 KG.	LAH	1650.00	1650.00	1750.00	0.00	-5.71
			FAS	1450.00	1450.00	1250.00	0.00	16.00
			SAR	1800.00	1850.00	2325.00	-2.70	-22.58
			GJT	2150.00	2150.00	2100.00	0.00	2.38
			KAR	1580.00	1410.00	1300.00	12.06	21.54
			HYD	1200.00	1200.00	1450.00	0.00	-17.24
			PSH	1550.00	1350.00	1450.00	14.81	6.90
005. Millet / Bajra								
0118201.	BAJRA AVG. QLTY.	40 KG.	LAH	1225.00	1225.00	1250.00	0.00	-2.00
			FAS	1150.00	1075.00	975.00	6.98	17.95
			SAR	1275.00	1250.00	1025.00	2.00	24.39
			GJT	1200.00	1200.00	1025.00	0.00	17.07
			KAR	1180.00	1210.00	1160.00	-2.48	1.72
			HYD	1200.00	1200.00	1100.00	0.00	9.09
			PSH	1200.00	1145.00	1240.00	4.80	-3.23
006. Vegetables								
0121201.	CABBAGE AVG. QLTY.	100 KG.	LAH	1225.00	1225.00	1250.00	0.00	-2.00
			FAS	700.00	700.00	900.00	0.00	-22.22
			RAW	1700.00	1875.00	1975.00	-9.33	-13.92
			MUL	1500.00	1500.00	1500.00	0.00	0.00
			SAR	2450.00	2150.00	1800.00	13.95	36.11
			SKT	2000.00	2000.00	3000.00	0.00	-33.33
			KAR	900.00	1225.00	1550.00	-26.53	-41.94
			SKR	1600.00	1400.00	2000.00	14.29	-20.00
			PSH	3100.00	2100.00	2000.00	47.62	55.00
0121301.	CAULIFLOWER AVG. QLTY.	100 KG.	LAH	1275.00	850.00	1900.00	50.00	-32.89
			FAS	2250.00	1000.00	700.00	125.00	221.43
			MUL	2850.00	1300.00	1500.00	119.23	90.00
			SKT	2800.00	3200.00	3000.00	-12.50	-6.67
			KAR	3700.00	1550.00	1550.00	138.71	138.71
			SKR	3500.00	1000.00	1600.00	250.00	118.75
			MPK	6250.00	2000.00	2800.00	212.50	123.21
			PSH	3100.00	2000.00	1300.00	55.00	138.46
			QTA	4600.00	1700.00	3300.00	170.59	39.39
0122201.	CUCUMBER (KHEERA) AVG. QLTY.	100 KG.	LAH	1650.00	1650.00	1300.00	0.00	26.92
			FAS	1300.00	1800.00	1300.00	-27.78	0.00
			RAW	1550.00	1550.00	1825.00	0.00	-15.07
			MUL	1500.00	2200.00	1300.00	-31.82	15.38
			GUJ	1450.00	1450.00	1450.00	0.00	0.00
			SAR	1475.00	1775.00	1350.00	-16.90	9.26
			SKT	1500.00	2800.00	1500.00	-46.43	0.00
			KAR	1150.00	1450.00	1450.00	-20.69	-20.69
			HYD	1700.00	2200.00	2600.00	-22.73	-34.62
			SKR	1000.00	1400.00	1400.00	-28.57	-28.57

Contd.

7.10 Intercity Wholesale Prices of Selected Commodities

Group/Commodity/Item Specification	Unit	City	Prices (Rs.)			% Change in Apr., 2016 Over	
			Apr.,2016	Mar., 2016	Apr., 2015	Mar., 2016	Apr., 2015
		PSH	1550.00	2350.00	1650.00	-34.04	-6.06
		BNU	1500.00	2000.00	2400.00	-25.00	-37.50
		QTA	2200.00	2000.00	5200.00	10.00	-57.69
0122401. TOMATOES AVG. QLTY.	40 KG.	LAH	1290.00	620.00	1545.00	108.06	-16.50
		FAS	1200.00	1200.00	1300.00	0.00	-7.69
		RAW	1550.00	975.00	1575.00	58.97	-1.59
		MUL	1500.00	1100.00	1250.00	36.36	20.00
		GUJ	1550.00	800.00	1950.00	93.75	-20.51
		SAH	1625.00	1125.00	1637.50	44.44	-0.76
		SAR	1380.00	610.00	1335.00	126.23	3.37
		SKT	2200.00	1000.00	2000.00	120.00	10.00
		BPR	1750.00	660.00	1920.00	165.15	-8.85
		GJT	1500.00	800.00	1950.00	87.50	-23.08
		KAR	500.00	370.00	840.00	35.14	-40.48
		HYD	700.00	325.00	1600.00	115.38	-56.25
		SKR	600.00	600.00	750.00	0.00	-20.00
		LRK	1200.00	800.00	1200.00	50.00	0.00
		MPK	1100.00	340.00	800.00	223.53	37.50
		PSH	1450.00	2100.00	1480.00	-30.95	-2.03
		BNU	1400.00	720.00	1200.00	94.44	16.67
		MNG	2200.00	1175.00	1600.00	87.23	37.50
		QTA	1680.00	600.00	880.00	180.00	90.91
0123201. PEAS (MATAR) AVG. QLTY.	100 KG.	LAH	6150.00	3350.00	3850.00	83.58	59.74
		FAS	5500.00	2750.00	1850.00	100.00	197.30
		RAW	7650.00	4075.00	4750.00	87.73	61.05
		GUJ	5750.00	4100.00	3600.00	40.24	59.72
		SKT	9000.00	4500.00	3500.00	100.00	157.14
		KAR	2900.00	4650.00	3100.00	-37.63	-6.45
		SKR	5000.00	3600.00	4000.00	38.89	25.00
		MPK	4750.00	3850.00	6000.00	23.38	-20.83
		PSH	5000.00	4650.00	6000.00	7.53	-16.67
		BNU	3000.00	3600.00	3600.00	-16.67	-16.67
		QTA	3600.00	6600.00	3200.00	-45.45	12.50
0124101. TURNIP AVG. QLTY.	100 KG.	LAH	1550.00	1250.00	0.00	24.00	------
		FAS	2000.00	750.00	0.00	166.67	------
		RAW	2575.00	1875.00	0.00	37.33	------
		MUL	1300.00	1300.00	0.00	0.00	------
		SKT	3500.00	2000.00	0.00	75.00	------
		KAR	1750.00	1225.00	0.00	42.86	------
		SKR	1600.00	1600.00	0.00	0.00	------
		PSH	2000.00	1200.00	0.00	66.67	------
		MNG	1900.00	1900.00	0.00	0.00	------
		QTA	1600.00	1000.00	0.00	60.00	------
0124102. CARROT AVG. QLTY.	100 KG.	LAH	1750.00	1550.00	3000.00	12.90	-41.67
		FAS	1400.00	900.00	1800.00	55.56	-22.22
		RAW	2550.00	2025.00	2150.00	25.93	18.60
		MUL	2250.00	1400.00	2250.00	60.71	0.00
		GUJ	2900.00	1450.00	1650.00	100.00	75.76
		SAR	2507.50	2250.00	6050.00	11.44	-58.55
		SKT	4100.00	2000.00	3000.00	105.00	36.67
		KAR	2750.00	2100.00	1450.00	30.95	89.66
		SKR	4000.00	1800.00	2000.00	122.22	100.00
		MPK	5250.00	1000.00	5000.00	425.00	5.00
		PSH	4000.00	1900.00	2500.00	110.53	60.00
		MNG	2875.00	2750.00	3050.00	4.55	-5.74
		QTA	2200.00	1000.00	2200.00	120.00	0.00
0124201. GARLIC	40 KG.	LAH	9900.00	9300.00	4572.50	6.45	116.51
		FAS	3750.00	4250.00	3000.00	-11.76	25.00
		RAW	8087.50	8300.00	3650.00	-2.56	121.58
		SAR	10560.00	10850.00	4100.00	-2.67	157.56

Contd.

7.10 Intercity Wholesale Prices of Selected Commodities

Group/Commodity/Item Specification		Unit	City	Prices (Rs.)			% Change in Apr., 2016 Over	
				Apr.,2016	Mar., 2016	Apr., 2015	Mar., 2016	Apr., 2015
			SKT	10000.00	10000.00	5600.00	0.00	78.57
			GJT	7000.00	10500.00	5000.00	-33.33	40.00
			KAR	5200.00	10500.00	4200.00	-50.48	23.81
			HYD	5250.00	9250.00	4550.00	-43.24	15.38
			SKR	6400.00	8400.00	4000.00	-23.81	60.00
			PSH	6400.00	7400.00	4600.00	-13.51	39.13
			MNG	8800.00	8800.00	5100.00	0.00	72.55
			QTA	6800.00	7200.00	4600.00	-5.56	47.83
0124301.	ONIONS DRY AVG. QLTY.	40 KG.	LAH	1180.00	1180.00	1520.00	0.00	-22.37
			FAS	950.00	1100.00	1100.00	-13.64	-13.64
			RAW	1300.00	1625.00	1775.00	-20.00	-26.76
			MUL	1050.00	1140.00	1150.00	-7.89	-8.70
			GUJ	1350.00	1350.00	1400.00	0.00	-3.57
			SAH	1375.00	1375.00	1462.50	0.00	-5.98
			SAR	1070.00	1090.00	1600.00	-1.83	-33.13
			SKT	1400.00	1400.00	1600.00	0.00	-12.50
			BPR	1380.00	1480.00	1800.00	-6.76	-23.33
			GJT	1400.00	1400.00	1350.00	0.00	3.70
			KSR	1100.00	1080.00	1650.00	1.85	-33.33
			KAR	1040.00	990.00	840.00	5.05	23.81
			HYD	825.00	975.00	1000.00	-15.38	-17.50
			SKR	1000.00	1000.00	800.00	0.00	25.00
			LRK	1200.00	1400.00	1200.00	-14.29	0.00
			MPK	800.00	1000.00	1200.00	-20.00	-33.33
			NWB	1075.00	1200.00	720.00	-10.42	49.31
			PSH	1300.00	1300.00	1600.00	0.00	-18.75
			BNU	1400.00	1600.00	1500.00	-12.50	-6.67
			MNG	1800.00	1900.00	1225.00	-5.26	46.94
			QTA	1200.00	1200.00	1030.00	0.00	16.50
0124903.	TINDA AVG. QLTY.	100 KG.	LAH	8350.00	0.00	14400.00	------	-42.01
			FAS	7500.00	0.00	11250.00	------	-33.33
			RAW	3300.00	0.00	2500.00	------	32.00
			MUL	8500.00	0.00	9500.00	------	-10.53
			SKT	10000.00	0.00	13000.00	------	-23.08
			KAR	4250.00	0.00	2500.00	------	70.00
			SKR	5000.00	0.00	4000.00	------	25.00
			MPK	4250.00	0.00	6000.00	------	-29.17
			PSH	1700.00	0.00	2250.00	------	-24.44
			MNG	2500.00	0.00	3000.00	------	-16.67
0124905.	BOTTLE GOURD (LOKI)	100 KG.	LAH	3450.00	0.00	2350.00	------	46.81
			FAS	1800.00	0.00	3250.00	------	-44.62
			RAW	3850.00	0.00	3750.00	------	2.67
			KAR	1900.00	0.00	2900.00	------	-34.48
			HYD	2650.00	0.00	3000.00	------	-11.67
			SKR	1500.00	0.00	3500.00	------	-57.14
			PSH	3800.00	0.00	3000.00	------	26.67
			BNU	3000.00	0.00	2600.00	------	15.38
007. Fresh Fruits								
0131201.	BANANA AVG. QLTY.	DOZ.	LAH	72.50	61.00	37.50	18.85	93.33
			FAS	47.50	43.75	42.50	8.57	11.76
			RAW	70.00	64.00	78.75	9.38	-11.11
			MUL	57.50	52.50	67.50	9.52	-14.81
			GUJ	65.00	65.00	52.50	0.00	23.81
			SKT	70.00	62.50	60.00	12.00	16.67
			BPR	57.50	52.50	47.50	9.52	21.05
			GJT	65.00	65.00	52.50	0.00	23.81
			KAR	28.50	27.00	35.00	5.56	-18.57
			HYD	67.50	63.75	43.50	5.88	55.17
			SKR	60.00	50.00	40.00	20.00	50.00
			MPK	16.50	16.50	25.00	0.00	-34.00

Contd.

7.10 Intercity Wholesale Prices of Selected Commodities

Group/Commodity/Item Specification	Unit	City	Prices (Rs.)			% Change in Apr., 2016 Over	
			Apr.,2016	Mar., 2016	Apr., 2015	Mar., 2016	Apr., 2015
		PSH	47.50	45.00	55.00	5.56	-13.64
		MNG	80.00	70.00	80.00	14.29	0.00
0131701. PAPAYA (PAPETA)	40 KG.	LAH	3850.00	4650.00	3700.00	-17.20	4.05
		KAR	1700.00	2300.00	1900.00	-26.09	-10.53
		HYD	2900.00	4000.00	2500.00	-27.50	16.00
		MPK	2450.00	2450.00	2400.00	0.00	2.08
0132301. MALTA AVG. QLTY.	100	LAH	950.00	775.00	950.00	22.58	0.00
		FAS	725.00	725.00	975.00	0.00	-25.64
		RAW	900.00	900.00	875.00	0.00	2.86
		SAR	562.50	562.50	475.00	0.00	18.42
		KAR	1200.00	700.00	1150.00	71.43	4.35
		HYD	800.00	800.00	1200.00	0.00	-33.33
		PSH	1100.00	1100.00	683.50	0.00	60.94
		QTA	560.00	550.00	440.00	1.82	27.27
0132302. KINO AVG. QLTY.	100	LAH	875.00	725.00	800.00	20.69	9.38
		FAS	1050.00	575.00	575.00	82.61	82.61
		RAW	975.00	725.00	575.00	34.48	69.57
		SAR	1235.00	462.50	562.50	167.03	119.56
		KAR	950.00	870.00	575.00	9.20	65.22
		HYD	1150.00	575.00	900.00	100.00	27.78
		PSH	820.00	850.00	437.50	-3.53	87.43
		QTA	560.00	550.00	440.00	1.82	27.27
0134401. STRAWBURY	40 KG.	LAH	3850.00	4700.00	3600.00	-18.09	6.94
		RAW	4250.00	10300.00	3150.00	-58.74	34.92
		KAR	4600.00	5000.00	4600.00	-8.00	0.00
		SKR	2000.00	3200.00	2400.00	-37.50	-16.67
0135101. APPLE AVG. QLTY.	40 KG.	LAH	2755.00	2375.00	3450.00	16.00	-20.14
		RAW	2575.00	2525.00	2525.00	1.98	1.98
		MUL	3000.00	3000.00	4200.00	0.00	-28.57
		KAR	2500.00	2540.00	2900.00	-1.57	-13.79
		HYD	7750.00	2350.00	2650.00	229.79	192.45
		SKR	2200.00	1866.00	2200.00	17.90	0.00
		PSH	2500.00	2500.00	3200.00	0.00	-21.88
		MNG	3600.00	3400.00	4000.00	5.88	-10.00
		QTA	3040.00	3040.00	3800.00	0.00	-20.00
0135102. APPLE SUP. QLTY.	40 KG.	LAH	4450.00	3825.00	5650.00	16.34	-21.24
		RAW	6175.00	6125.00	5775.00	0.82	6.93
		GJT	4900.00	4550.00	5200.00	7.69	-5.77
		KAR	4200.00	3800.00	4100.00	10.53	2.44
		PSH	3100.00	3100.00	4120.00	0.00	-24.76
		MNG	4100.00	4100.00	5100.00	0.00	-19.61
		QTA	4040.00	4040.00	4800.00	0.00	-15.83
0135901. GUAVA AVG. QLTY.	40 KG.	LAH	1675.00	1675.00	2625.00	0.00	-36.19
		RAW	2950.00	2875.00	1875.00	2.61	57.33
		MUL	3000.00	2100.00	2100.00	42.86	42.86
		KAR	1700.00	725.00	1480.00	134.48	14.86
		HYD	1500.00	1200.00	1800.00	25.00	-16.67
		PSH	4000.00	2400.00	2100.00	66.67	90.48
0136101. WATER MELON	40 KG.	LAH	825.00	690.00	850.00	19.57	-2.94
		FAS	700.00	2600.00	2500.00	-73.08	-72.00
		RAW	1087.50	775.00	1925.00	40.32	-43.51
		MUL	1100.00	735.00	900.00	49.66	22.22
		KSR	860.00	745.00	775.00	15.44	10.97
		KAR	440.00	820.00	760.00	-46.34	-42.11
		HYD	775.00	2500.00	800.00	-69.00	-3.13
		SKR	400.00	1000.00	800.00	-60.00	-50.00
		PSH	1600.00	1000.00	1440.00	60.00	11.11
		QTA	1240.00	640.00	660.00	93.75	87.88
0136102. MUSK MELON (SARDA/GARMA)	40 KG.	LAH	1825.00	1700.00	1390.00	7.35	31.29
		RAW	1550.00	2500.00	1575.00	-38.00	-1.59

Contd.

7.10 Intercity Wholesale Prices of Selected Commodities

Group/Commodity/Item Specification			Unit	City	Prices (Rs.)			% Change in Apr., 2016 Over	
					Apr.,2016	Mar., 2016	Apr., 2015	Mar., 2016	Apr., 2015
				SKT	1800.00	2000.00	1200.00	-10.00	50.00
				KAR	690.00	730.00	680.00	-5.48	1.47
				PSH	2300.00	2300.00	1475.00	0.00	55.93
	0136103.	SWEET MELON (KHURBOZA)	40 KG.	LAH	1825.00	1690.00	1390.00	7.99	31.29
				RAW	1775.00	1775.00	3050.00	0.00	-41.80
				KAR	710.00	1240.00	1100.00	-42.74	-35.45
				HYD	2400.00	2400.00	2400.00	0.00	0.00
008. Dry Fruits									
	0138101.	ALMOND KAGZI(IN SHELL)AVG. QLTY.	40 KG.	LAH	21800.00	21800.00	21800.00	0.00	0.00
				RAW	16250.00	16250.00	14250.00	0.00	14.04
				MUL	23000.00	25000.00	26500.00	-8.00	-13.21
				KAR	26500.00	26500.00	20400.00	0.00	29.90
				HYD	22000.00	22000.00	20000.00	0.00	10.00
				MPK	28500.00	28500.00	24000.00	0.00	18.75
				PSH	23000.00	27500.00	25500.00	-16.36	-9.80
				MNG	22000.00	28000.00	26400.00	-21.43	-16.67
				QTA	20000.00	20000.00	13200.00	0.00	51.52
	0138401.	CHHOARA (DRY DATES) AVG. QLTY.	40 KG.	LAH	3825.00	3825.00	3100.00	0.00	23.39
				FAS	3100.00	3100.00	2300.00	0.00	34.78
				RAW	3950.00	3950.00	4150.00	0.00	-4.82
				MUL	4300.00	4300.00	3500.00	0.00	22.86
				KAR	5100.00	4740.00	4100.00	7.59	24.39
				HYD	3200.00	3200.00	3260.00	0.00	-1.84
				MPK	2500.00	2500.00	2500.00	0.00	0.00
				PSH	3900.00	3600.00	3400.00	8.33	14.71
				BNU	3700.00	3800.00	3700.00	-2.63	0.00
	0138501.	PISTACHIO(WITHOUT SHELL)AVG. QLTY	40 KG.	LAH	81500.00	81500.00	74500.00	0.00	9.40
				RAW	72500.00	72500.00	74500.00	0.00	-2.68
				MUL	71500.00	73000.00	81000.00	-2.05	-11.73
				KAR	95000.00	95000.00	82000.00	0.00	15.85
				HYD	88000.00	88000.00	80000.00	0.00	10.00
				SKR	83500.00	83500.00	83500.00	0.00	0.00
				PSH	75000.00	75000.00	75000.00	0.00	0.00
				QTA	58000.00	58000.00	58000.00	0.00	0.00
	0138901.	COCONUT DRY AVG. QLTY.	40 KG.	LAH	9100.00	9100.00	10250.00	0.00	-11.22
				MUL	7750.00	7750.00	9100.00	0.00	-14.84
				GJT	7000.00	7000.00	9000.00	0.00	-22.22
				KAR	7900.00	7700.00	9800.00	2.60	-19.39
				HYD	8350.00	8350.00	10000.00	0.00	-16.50
				SKR	9600.00	9600.00	10000.00	0.00	-4.00
				MPK	9200.00	9200.00	10000.00	0.00	-8.00
				PSH	7200.00	7200.00	9600.00	0.00	-25.00
				MNG	8400.00	8000.00	10400.00	5.00	-19.23
009. Cotton Seeds									
	0143101.	COTTON SEEDS	40 KG.	FAS	1650.00	1550.00	1300.00	6.45	26.92
				MUL	1450.00	1500.00	1100.00	-3.33	31.82
				SAH	1475.00	1475.00	1150.00	0.00	28.26
				SAR	1700.00	1675.00	1325.00	1.49	28.30
				SKT	1700.00	1700.00	1470.00	0.00	15.65
				KSR	1425.00	1425.00	1425.00	0.00	0.00
				KAR	2845.00	2845.00	2600.00	0.00	9.42
				HYD	1200.00	1200.00	1000.00	0.00	20.00
010. Other Oil Seeds									
	0144201.	MUSTARD SEEDS	40 KG.	FAS	2050.00	2050.00	1750.00	0.00	17.14
				MUL	2050.00	2050.00	2150.00	0.00	-4.65
				SAH	2081.25	1950.00	1950.00	6.73	6.73
				BPR	2025.00	1950.00	2050.00	3.85	-1.22
				KSR	2750.00	2750.00	2750.00	0.00	0.00
				KAR	2520.00	2520.00	2700.00	0.00	-6.67
				HYD	2000.00	1900.00	2000.00	5.26	0.00

Contd.

7.10 Intercity Wholesale Prices of Selected Commodities

Group/Commodity/Item Specification		Unit	City	Prices (Rs.)			% Change in Apr., 2016 Over	
				Apr.,2016	Mar., 2016	Apr., 2015	Mar., 2016	Apr., 2015
			MPK	2000.00	1900.00	1950.00	5.26	2.56
			NWB	1700.00	1500.00	1500.00	13.33	13.33
			PSH	3200.00	3400.00	3200.00	-5.88	0.00
011. Edible Roots / Potatoes								
0151001.	POTATOES WHITE AVG. QLTY.	40 KG.	KAR	380.00	390.00	330.00	-2.56	15.15
			HYD	320.00	375.00	425.00	-14.67	-24.71
			SKR	320.00	410.00	320.00	-21.95	0.00
			MPK	280.00	320.00	200.00	-12.50	40.00
			QTA	490.00	480.00	530.00	2.08	-7.55
0151002.	POTATOES RED AVG. QLTY.	40 KG.	LAH	410.00	445.00	445.00	-7.87	-7.87
			FAS	360.00	280.00	360.00	28.57	0.00
			RAW	490.00	690.00	662.50	-28.99	-26.04
			MUL	440.00	460.00	590.00	-4.35	-25.42
			GUJ	425.00	450.00	450.00	-5.56	-5.56
			SAH	395.00	395.00	735.00	0.00	-46.26
			SAR	410.00	450.00	680.00	-8.89	-39.71
			SKT	600.00	600.00	600.00	0.00	0.00
			BPR	460.00	500.00	500.00	-8.00	-8.00
			PSH	640.00	640.00	654.00	0.00	-2.14
			MNG	640.00	687.50	720.00	-6.91	-11.11
012. Stimulant & Spice Crops								
0165201.	RED CHILLIES DRY(WHOLE)	40 KG.	LAH	8650.00	8350.00	9575.00	3.59	-9.66
			FAS	7850.00	7100.00	7825.00	10.56	0.32
			RAW	9250.00	9250.00	8750.00	0.00	5.71
			MUL	7250.00	6750.00	7100.00	7.41	2.11
			KAR	7300.00	7000.00	9400.00	4.29	-22.34
			HYD	8000.00	7500.00	7500.00	6.67	6.67
			MPK	7750.00	7250.00	7500.00	6.90	3.33
			PSH	8000.00	8000.00	8600.00	0.00	-6.98
			QTA	11600.00	11600.00	10600.00	0.00	9.43
0165401.	CUMINSEED WHITE 50 G.PKT.NAT.	EACH	LAH	49.50	49.50	49.50	0.00	0.00
			FAS	48.28	48.28	48.28	0.00	0.00
			RAW	46.00	46.00	46.00	0.00	0.00
			MUL	48.25	48.25	48.67	0.00	-0.86
			KAR	50.00	50.00	50.00	0.00	0.00
			HYD	52.00	52.00	52.00	0.00	0.00
			MPK	40.45	40.45	40.45	0.00	0.00
			PSH	51.00	51.00	51.00	0.00	0.00
			MNG	45.00	45.00	45.00	0.00	0.00
			QTA	46.00	46.00	46.00	0.00	0.00
0165402.	CARDAMOM LARGE	40 KG.	LAH	108000.00	108000.00	98500.00	0.00	9.64
			RAW	75500.00	75500.00	90500.00	0.00	-16.57
			MUL	99000.00	107500.00	119000.00	-7.91	-16.81
			KAR	115000.00	115000.00	126000.00	0.00	-8.73
			HYD	76000.00	80000.00	120000.00	-5.00	-36.67
			MPK	105000.00	110000.00	110000.00	-4.55	-4.55
			PSH	64000.00	64000.00	122000.00	0.00	-47.54
			QTA	104000.00	104000.00	104000.00	0.00	0.00
0165403.	CARDAMOM SMALL	KG.	LAH	1225.00	1225.00	1175.00	0.00	4.26
			RAW	1325.00	1325.00	1325.00	0.00	0.00
			MUL	905.00	1010.00	1250.00	-10.40	-27.60
			KAR	1325.00	1325.00	1225.00	0.00	8.16
			HYD	1350.00	1350.00	1400.00	0.00	-3.57
			MPK	1000.00	1000.00	1000.00	0.00	0.00
			PSH	1250.00	1250.00	1375.00	0.00	-9.09
			QTA	925.00	925.00	925.00	0.00	0.00
0165501.	CINNAMON	40 KG.	RAW	9250.00	9250.00	9250.00	0.00	0.00
			MUL	9250.00	9400.00	13250.00	-1.60	-30.19
			KAR	8900.00	9100.00	11000.00	-2.20	-19.09
			PSH	8600.00	8600.00	10000.00	0.00	-14.00

Contd.

7.10 Intercity Wholesale Prices of Selected Commodities

Group/Commodity/Item Specification		Unit	City	Prices (Rs.)			% Change in Apr., 2016 Over	
				Apr.,2016	Mar., 2016	Apr., 2015	Mar., 2016	Apr., 2015
			QTA	5100.00	5100.00	5100.00	0.00	0.00
0165701.	GINGER GREEN	40 KG.	LAH	3050.00	3050.00	6625.00	0.00	-53.96
			FAS	2750.00	2750.00	3900.00	0.00	-29.49
			RAW	3625.00	3625.00	4950.00	0.00	-26.77
			SAR	3875.00	3825.00	5075.00	1.31	-23.65
			SKT	5700.00	5600.00	6200.00	1.79	-8.06
			KAR	2550.00	2640.00	4600.00	-3.41	-44.57
			HYD	3600.00	3600.00	5000.00	0.00	-28.00
			SKR	3600.00	3500.00	5050.00	2.86	-28.71
			PSH	5400.00	5500.00	5800.00	-1.82	-6.90
			MNG	4800.00	5600.00	7200.00	-14.29	-33.33
			QTA	7200.00	6800.00	4600.00	5.88	56.52
013. Pulses								
0170101.	KIDNEY BEANS DRY WHOLE (LOBIA)	40 KG.	LAH	5075.00	5075.00	5450.00	0.00	-6.88
			RAW	4675.00	4675.00	4725.00	0.00	-1.06
			MUL	4250.00	4100.00	4100.00	3.66	3.66
			KSR	5000.00	4850.00	5650.00	3.09	-11.50
			KAR	4500.00	4340.00	4300.00	3.69	4.65
			HYD	3400.00	3400.00	3000.00	0.00	13.33
			PSH	3600.00	3600.00	3600.00	0.00	0.00
			BNU	4400.00	4800.00	4500.00	-8.33	-2.22
			QTA	5600.00	5600.00	5000.00	0.00	12.00
0170401.	MASOOR WHOLE AVG. QLTY.	100 KG.	LAH	11250.00	11250.00	11200.00	0.00	0.45
			FAS	9875.00	9875.00	9250.00	0.00	6.76
			RAW	13400.00	13400.00	11400.00	0.00	17.54
			MUL	10500.00	9900.00	10100.00	6.06	3.96
			SAR	11750.00	10125.00	9750.00	16.05	20.51
			SKT	12000.00	12000.00	12000.00	0.00	0.00
			BPR	11750.00	11250.00	11750.00	4.44	0.00
			GJT	10500.00	10250.00	9750.00	2.44	7.69
			KSR	10250.00	10250.00	11150.00	0.00	-8.07
			KAR	10650.00	10550.00	10250.00	0.95	3.90
			HYD	9100.00	9200.00	9600.00	-1.09	-5.21
			SKR	11300.00	11200.00	9000.00	0.89	25.56
			LRK	11000.00	11000.00	10000.00	0.00	10.00
			MPK	11000.00	10500.00	10500.00	4.76	4.76
			PSH	12000.00	12000.00	11200.00	0.00	7.14
			QTA	14000.00	12600.00	12600.00	11.11	11.11
0170402.	MASOOR SPLIT AVG. QLTY.	100 KG.	LAH	12900.00	12900.00	11650.00	0.00	10.73
			FAS	11250.00	11250.00	9700.00	0.00	15.98
			RAW	14225.00	14225.00	13100.00	0.00	8.59
			MUL	11625.00	10750.00	10750.00	8.14	8.14
			SAR	12600.00	11250.00	11300.00	12.00	11.50
			SKT	12700.00	12700.00	9000.00	0.00	41.11
			BPR	12250.00	12250.00	11750.00	0.00	4.26
			GJT	13000.00	13000.00	12000.00	0.00	8.33
			KAR	12350.00	12350.00	11250.00	0.00	9.78
			HYD	10600.00	10700.00	10800.00	-0.93	-1.85
			SKR	11800.00	11700.00	11000.00	0.85	7.27
			LRK	12000.00	12000.00	11900.00	0.00	0.84
			MPK	12200.00	11400.00	12000.00	7.02	1.67
			PSH	11900.00	12000.00	11200.00	-0.83	6.25
			QTA	14600.00	11600.00	13200.00	25.86	10.61
0170901.	GRAM WHOLE YELLOW AVG. QLTY.	100 KG.	LAH	10000.00	9850.00	11750.00	1.52	-14.89
			FAS	8750.00	8750.00	5400.00	0.00	62.04
			RAW	9250.00	9200.00	8750.00	0.54	5.71
			MUL	13250.00	10125.00	7750.00	30.86	70.97
			SAR	11625.00	10125.00	5875.00	14.81	97.87
			BPR	14250.00	11000.00	9250.00	29.55	54.05
			GJT	11750.00	9000.00	8500.00	30.56	38.24

Contd.

7.10 Intercity Wholesale Prices of Selected Commodities

Group/Commodity/Item Specification	Unit	City	Prices (Rs.)			% Change in Apr., 2016 Over	
			Apr.,2016	Mar., 2016	Apr., 2015	Mar., 2016	Apr., 2015
		KAR	11200.00	10700.00	8500.00	4.67	31.76
		HYD	9000.00	8600.00	9000.00	4.65	0.00
		SKR	10000.00	10400.00	8400.00	-3.85	19.05
		MPK	14000.00	11200.00	8500.00	25.00	64.71
		PSH	10500.00	10500.00	7125.00	0.00	47.37
		BNU	9000.00	8200.00	8200.00	9.76	9.76
		QTA	14500.00	14500.00	13500.00	0.00	7.41
0170902. GRAM SPLIT AVG. QLTY.	100 KG.	LAH	10400.00	10250.00	6100.00	1.46	70.49
		FAS	8950.00	8950.00	5300.00	0.00	68.87
		RAW	11100.00	11100.00	6750.00	0.00	64.44
		MUL	10750.00	9562.50	5950.00	12.42	80.67
		GUJ	11250.00	11250.00	6500.00	0.00	73.08
		SAR	11100.00	10150.00	5950.00	9.36	86.55
		SKT	9800.00	9800.00	6200.00	0.00	58.06
		BPR	11500.00	10100.00	6750.00	13.86	70.37
		GJT	10375.00	10000.00	5800.00	3.75	78.88
		KAR	10250.00	9750.00	6300.00	5.13	62.70
		HYD	10100.00	9600.00	6000.00	5.21	68.33
		SKR	11000.00	10600.00	7000.00	3.77	57.14
		MPK	11200.00	10600.00	6800.00	5.66	64.71
		PSH	10400.00	10500.00	6350.00	-0.95	63.78
		BNU	11500.00	10300.00	6300.00	11.65	82.54
		QTA	13000.00	12600.00	8100.00	3.17	60.49
0170903. MASH WHOLE AVG. QLTY.	100 KG.	LAH	21450.00	21750.00	14100.00	-1.38	52.13
		FAS	17000.00	17000.00	10500.00	0.00	61.90
		RAW	22700.00	22700.00	13100.00	0.00	73.28
		MUL	18100.00	16250.00	12250.00	11.38	47.76
		SKT	22000.00	21000.00	13000.00	4.76	69.23
		KSR	22550.00	22500.00	13250.00	0.22	70.19
		KAR	22350.00	22250.00	12750.00	0.45	75.29
0170904. MASH SPLIT AVG. QLTY.	100 KG.	LAH	23800.00	23750.00	16750.00	0.21	42.09
		FAS	19000.00	19000.00	12000.00	0.00	58.33
		RAW	24500.00	24500.00	14450.00	0.00	69.55
		MUL	23500.00	22875.00	14250.00	2.73	64.91
		SKT	24000.00	22500.00	15000.00	6.67	60.00
		KSR	24750.00	24250.00	15900.00	2.06	55.66
		KAR	23600.00	23500.00	13750.00	0.43	71.64
		HYD	22500.00	22500.00	13000.00	0.00	73.08
		SKR	23000.00	24000.00	14000.00	-4.17	64.29
		MPK	23000.00	23000.00	13400.00	0.00	71.64
		PSH	27600.00	24000.00	16900.00	15.00	63.31
		MNG	23000.00	23200.00	14000.00	-0.86	64.29
		QTA	27000.00	26600.00	19000.00	1.50	42.11
0170905. MOONG WHOLE AVG. QLTY.	100 KG.	LAH	13600.00	13600.00	13275.00	0.00	2.45
		FAS	9750.00	9750.00	12250.00	0.00	-20.41
		RAW	14900.00	14900.00	13750.00	0.00	8.36
		MUL	10625.00	10125.00	12750.00	4.94	-16.67
		SKT	14000.00	14000.00	14000.00	0.00	0.00
		GJT	11250.00	11250.00	13800.00	0.00	-18.48
		KSR	13250.00	13250.00	13900.00	0.00	-4.68
		KAR	12850.00	12850.00	14750.00	0.00	-12.88
		SKR	13500.00	13500.00	12000.00	0.00	12.50
		PSH	11400.00	11400.00	13800.00	0.00	-17.39
		MNG	11200.00	11200.00	13400.00	0.00	-16.42
		QTA	16500.00	16500.00	17600.00	0.00	-6.25
0170906. MOONG SPLIT AVG. QLTY.	100 KG.	LAH	14250.00	14250.00	14850.00	0.00	-4.04
		FAS	11250.00	11250.00	13250.00	0.00	-15.09
		RAW	15050.00	15050.00	14250.00	0.00	5.61
		MUL	12750.00	11500.00	14750.00	10.87	-13.56
		SKT	14400.00	14400.00	14000.00	0.00	2.86

Contd.

7.10 Intercity Wholesale Prices of Selected Commodities

Group/Commodity/Item Specification			Unit	City	Prices (Rs.)			% Change in Apr., 2016 Over	
					Apr.,2016	Mar., 2016	Apr., 2015	Mar., 2016	Apr., 2015
				GJT	12250.00	12250.00	14500.00	0.00	-15.52
				KAR	13800.00	13800.00	15750.00	0.00	-12.38
				HYD	12100.00	12100.00	15000.00	0.00	-19.33
				SKR	14000.00	13750.00	15000.00	1.82	-6.67
				MPK	14800.00	14600.00	16600.00	1.37	-10.84
				PSH	11450.00	11450.00	13800.00	0.00	-17.03
				MNG	12800.00	12800.00	14800.00	0.00	-13.51
				QTA	16100.00	16100.00	17200.00	0.00	-6.40
014. Sugar Crops									
	0180206.	SUGAR CANE (OPEN MARKET)	40 KG.	FAS	175.00	175.00	175.00	0.00	0.00
				HYD	182.00	182.00	182.00	0.00	0.00
				PSH	212.00	212.00	212.00	0.00	0.00
015. Fibre Crops									
	0192101.	COTTON SPOT RATE EX-KAR.	40 KG.	KAR	5838.75	5757.75	5772.00	1.41	1.16
	0192201.	JUTE BAGS LOCAL	100	LAH	12250.00	12250.00	12250.00	0.00	0.00
				FAS	9000.00	9000.00	9000.00	0.00	0.00
				KAR	12450.00	12450.00	11750.00	0.00	5.96
				PSH	9500.00	9500.00	9500.00	0.00	0.00
016. Unmanufactured Tobacco									
	0197001.	TOBACCO SIND KARO	40 KG.	SAR	5850.00	5750.00	5200.00	1.74	12.50
				SKR	2200.00	2200.00	2200.00	0.00	0.00
				LRK	2500.00	2500.00	2500.00	0.00	0.00
	0197002.	TOBACCO DESI(MITHA)	40 KG.	LAH	5900.00	5900.00	5450.00	0.00	8.26
				SAR	7350.00	7250.00	6600.00	1.38	11.36
				HYD	5200.00	5200.00	5000.00	0.00	4.00
				QTA	2800.00	2800.00	2800.00	0.00	0.00
	0197003.	TOBACCO SUFAID PATHA	40 KG.	MUL	7100.00	7100.00	7100.00	0.00	0.00
				SAR	6300.00	6200.00	4850.00	1.61	29.90
				KAR	2830.00	2830.00	2780.00	0.00	1.80
				HYD	5600.00	5600.00	4500.00	0.00	24.44
				QTA	5415.00	5415.00	5415.00	0.00	0.00
	0197004.	TOBACCO HUKKA TWISTED	40 KG.	LAH	4650.00	4650.00	4450.00	0.00	4.49
				RAW	2625.00	2625.00	2475.00	0.00	6.06
				MUL	4700.00	4700.00	4700.00	0.00	0.00
				KSR	4650.00	4650.00	4650.00	0.00	0.00
				HYD	5500.00	5500.00	5000.00	0.00	10.00
				SKR	8000.00	8000.00	3600.00	0.00	122.22
				QTA	2970.00	2970.00	2970.00	0.00	0.00
	0197005.	TOBACCO HUKKA PREPARED	40 KG.	LAH	3850.00	3850.00	3850.00	0.00	0.00
				RAW	1525.00	1525.00	1375.00	0.00	10.91
				MUL	1500.00	1500.00	1500.00	0.00	0.00
				KSR	3700.00	3700.00	3700.00	0.00	0.00
				LRK	1500.00	1500.00	1500.00	0.00	0.00
				QTA	1530.00	1530.00	1530.00	0.00	0.00
017. Poultry									
	0215101.	CHICKEN FARM(LIVE)	1 KG.	LAH	161.50	125.50	131.00	28.69	23.28
				FAS	157.50	127.50	131.00	23.53	20.23
				RAW	165.50	121.00	133.50	36.78	23.97
				MUL	158.00	136.00	137.50	16.18	14.91
				GUJ	161.00	125.00	123.00	28.80	30.89
				SKT	172.00	125.00	132.00	37.60	30.30
				BPR	157.00	134.50	108.00	16.73	45.37
				KAR	189.00	127.00	145.00	48.82	30.34
				HYD	195.00	135.00	146.50	44.44	33.11
				SKR	195.00	128.00	166.00	52.34	17.47
				MPK	176.00	90.00	138.00	95.56	27.54
				PSH	128.00	128.00	142.00	0.00	-9.86
				MNG	195.00	147.00	159.00	32.65	22.64
				QTA	195.00	145.00	175.00	34.48	11.43

Contd.

7.10 Intercity Wholesale Prices of Selected Commodities

Group/Commodity/Item Specification		Unit	City	Prices (Rs.)			% Change in Apr., 2016 Over	
				Apr.,2016	Mar., 2016	Apr., 2015	Mar., 2016	Apr., 2015
018. Raw Milk from Bovine Animals								
0221101.	FRESH MILK	40 LTR.	LAH	3000.00	3000.00	3000.00	0.00	0.00
			FAS	2200.00	2200.00	2200.00	0.00	0.00
			RAW	3325.00	3225.00	2975.00	3.10	11.76
			MUL	2450.00	2450.00	2450.00	0.00	0.00
			SAH	2000.00	2000.00	2000.00	0.00	0.00
			SKT	2600.00	2600.00	2600.00	0.00	0.00
			KSR	2225.00	2225.00	2225.00	0.00	0.00
			KAR	3000.00	3000.00	3000.00	0.00	0.00
			HYD	2800.00	2800.00	2800.00	0.00	0.00
			SKR	2800.00	2800.00	2800.00	0.00	0.00
			MPK	2600.00	2600.00	2560.00	0.00	1.56
			PSH	2450.00	2450.00	2400.00	0.00	2.08
			BNU	2800.00	2800.00	2600.00	0.00	7.69
			QTA	2800.00	2800.00	2800.00	0.00	0.00
019. Eggs								
0231001.	EGGS FARM CRATE OF 30 DOZ.	EACH	LAH	2010.00	2100.00	2160.00	-4.29	-6.94
			FAS	2010.00	2100.00	2280.00	-4.29	-11.84
			RAW	1990.00	2060.00	2265.00	-3.40	-12.14
			MUL	1675.00	1825.00	2150.00	-8.22	-22.09
			GUJ	2010.00	2100.00	2300.00	-4.29	-12.61
			SKT	2000.00	2200.00	2160.00	-9.09	-7.41
			BPR	1920.00	1920.00	2400.00	0.00	-20.00
			KAR	2025.00	2015.00	2385.00	0.50	-15.09
			HYD	1975.00	2250.00	2160.00	-12.22	-8.56
			SKR	1800.00	2160.00	2100.00	-16.67	-14.29
			MPK	1740.00	1900.00	2010.00	-8.42	-13.43
			PSH	2070.00	2200.00	2350.00	-5.91	-11.91
			MNG	2050.00	2200.00	2650.00	-6.82	-22.64
			QTA	3000.00	3200.00	2600.00	-6.25	15.38
020. Raw Animal Materials / Wool								
0294201.	WOOL PAK. SUPERIOR WHITE	40 KG.	LAH	1575.00	1575.00	1575.00	0.00	0.00
			MUL	1900.00	1900.00	1900.00	0.00	0.00
			KAR	4350.00	4350.00	3900.00	0.00	11.54
			BNU	2500.00	2500.00	2500.00	0.00	0.00
0294202.	WOOL PAK. SUPERIOR YELLOW	40 KG.	LAH	1375.00	1375.00	1375.00	0.00	0.00
			MUL	1150.00	1150.00	1500.00	0.00	-23.33
			KAR	4300.00	4300.00	3900.00	0.00	10.26
			BNU	2250.00	2250.00	2250.00	0.00	0.00
0294203.	WOOL PAK MEDIUM WHITE	40 KG.	LAH	1300.00	1300.00	1300.00	0.00	0.00
			MUL	1700.00	1700.00	1750.00	0.00	-2.86
			KAR	3600.00	3600.00	3400.00	0.00	5.88
			BNU	2100.00	2100.00	2100.00	0.00	0.00
0294204.	WOOL PAK.MEDIUM YELLOW	40 KG.	LAH	1175.00	1175.00	1175.00	0.00	0.00
			MUL	1050.00	1050.00	1300.00	0.00	-19.23
			KAR	3275.00	3275.00	3100.00	0.00	5.65
			BNU	1850.00	1850.00	1850.00	0.00	0.00
0294205.	WOOL COLOURED LIGHT	40 KG.	LAH	925.00	925.00	925.00	0.00	0.00
			MUL	650.00	650.00	1050.00	0.00	-38.10
			KAR	2700.00	2700.00	2500.00	0.00	8.00
			BNU	1600.00	1600.00	1600.00	0.00	0.00
0294206.	WOOL COLOURED DARK	40 KG.	LAH	825.00	825.00	825.00	0.00	0.00
			MUL	375.00	550.00	850.00	-31.82	-55.88
			KAR	2500.00	2500.00	2300.00	0.00	8.70
			BNU	1500.00	1500.00	1500.00	0.00	0.00
021. Hides & Fur Skins, Raw								
0295101.	HIDES WET SALTED COW MEDIUM	EACH	LAH	2800.00	2800.00	2300.00	0.00	21.74
			RAW	2150.00	2150.00	2550.00	0.00	-15.69
			MUL	1750.00	1650.00	2900.00	6.06	-39.66
			SKT	2250.00	2250.00	3000.00	0.00	-25.00

Contd.

7.10 Intercity Wholesale Prices of Selected Commodities

Group/Commodity/Item Specification	Unit	City	Prices (Rs.)			% Change in Apr., 2016 Over	
			Apr.,2016	Mar., 2016	Apr., 2015	Mar., 2016	Apr., 2015
		KSR	2800.00	2800.00	2250.00	0.00	24.44
		KAR	4000.00	4000.00	4000.00	0.00	0.00
		HYD	3000.00	3000.00	3000.00	0.00	0.00
		BNU	1700.00	1400.00	1700.00	21.43	0.00
		QTA	3500.00	3500.00	3500.00	0.00	0.00
0295102. HIDES WET SALTED BUFFALO MEDIUM	EACH	LAH	2450.00	2450.00	1900.00	0.00	28.95
		RAW	2150.00	2150.00	2550.00	0.00	-15.69
		MUL	2250.00	2250.00	3550.00	0.00	-36.62
		SKT	2250.00	2250.00	3000.00	0.00	-25.00
		KSR	2400.00	2400.00	1800.00	0.00	33.33
		KAR	2700.00	2700.00	2700.00	0.00	0.00
		HYD	1850.00	1850.00	1850.00	0.00	0.00
		BNU	1900.00	1850.00	1900.00	2.70	0.00
		QTA	2400.00	2400.00	2400.00	0.00	0.00
0295103. HIDES WET SALTED CALF MEDIUM	EACH	LAH	2000.00	2000.00	1500.00	0.00	33.33
		RAW	1750.00	1750.00	2150.00	0.00	-18.60
		MUL	1050.00	950.00	1250.00	10.53	-16.00
		SKT	600.00	600.00	700.00	0.00	-14.29
		KSR	2000.00	2000.00	1400.00	0.00	42.86
		KAR	3900.00	3900.00	3900.00	0.00	0.00
		HYD	2050.00	2050.00	2050.00	0.00	0.00
		BNU	900.00	800.00	900.00	12.50	0.00
		QTA	2300.00	2300.00	2300.00	0.00	0.00
0295301. SHEEP SKIN MEDIUM	100	RAW	25500.00	25500.00	29500.00	0.00	-13.56
		MUL	15000.00	15000.00	22500.00	0.00	-33.33
		KSR	22000.00	22000.00	22000.00	0.00	0.00
		KAR	42500.00	42500.00	42500.00	0.00	0.00
		HYD	20500.00	20500.00	20500.00	0.00	0.00
		PSH	15000.00	15000.00	38000.00	0.00	-60.53
		QTA	50000.00	50000.00	50000.00	0.00	0.00
0295302. SHEEP SKIN LARGE	100	LAH	39000.00	39000.00	39000.00	0.00	0.00
		RAW	31500.00	31500.00	35500.00	0.00	-11.27
		MUL	24500.00	22000.00	29000.00	11.36	-15.52
		KSR	30500.00	30500.00	30500.00	0.00	0.00
		KAR	55500.00	55500.00	55500.00	0.00	0.00
		HYD	31500.00	31500.00	31500.00	0.00	0.00
		PSH	20000.00	20000.00	52000.00	0.00	-61.54
		QTA	55000.00	55000.00	55000.00	0.00	0.00
0295401. GOAT SKIN LARGE	100	LAH	40000.00	40000.00	40000.00	0.00	0.00
		RAW	30500.00	30500.00	34500.00	0.00	-11.59
		KSR	37000.00	37000.00	37000.00	0.00	0.00
		KAR	37500.00	37500.00	37500.00	0.00	0.00
		HYD	36500.00	36500.00	36500.00	0.00	0.00
		PSH	20000.00	20000.00	35000.00	0.00	-42.86
		QTA	43500.00	43500.00	43500.00	0.00	0.00
0295402. GOAT SKIN EXTRA LARGE	100	LAH	50000.00	50000.00	50000.00	0.00	0.00
		RAW	32500.00	32500.00	35500.00	0.00	-8.45
		MUL	36000.00	33500.00	45500.00	7.46	-20.88
		KSR	45000.00	45000.00	45000.00	0.00	0.00
		KAR	49250.00	49250.00	49250.00	0.00	0.00
		HYD	36750.00	36750.00	36750.00	0.00	0.00
		PSH	26000.00	26000.00	36000.00	0.00	-27.78
		QTA	52500.00	52500.00	52500.00	0.00	0.00
0295403. GOAT SKIN MEDIUM	100	LAH	29000.00	29000.00	29000.00	0.00	0.00
		RAW	26500.00	26500.00	29750.00	0.00	-10.92
		MUL	21500.00	21500.00	23000.00	0.00	-6.52
		SKT	30000.00	30000.00	35000.00	0.00	-14.29
		KSR	24500.00	24500.00	24500.00	0.00	0.00
		KAR	24500.00	24500.00	24500.00	0.00	0.00
		PSH	20000.00	20000.00	28000.00	0.00	-28.57

Contd.

7.10 Intercity Wholesale Prices of Selected Commodities

Group/Commodity/Item Specification	Unit	City	Prices (Rs.)			% Change in Apr., 2016 Over	
			Apr.,2016	Mar., 2016	Apr., 2015	Mar., 2016	Apr., 2015
		QTA	37500.00	37500.00	37500.00	0.00	0.00
0295404. GOAT SKIN SMALL	100	LAH	21000.00	21000.00	21000.00	0.00	0.00
		RAW	25500.00	25500.00	28750.00	0.00	-11.30
		SKT	10000.00	10000.00	15000.00	0.00	-33.33
		KSR	18500.00	18500.00	18500.00	0.00	0.00
		KAR	26500.00	26500.00	26500.00	0.00	0.00
		PSH	15000.00	15000.00	20000.00	0.00	-25.00
		QTA	27000.00	27000.00	27000.00	0.00	0.00
022. Fuel Wood in Logs							
0313001. FIRE WOOD MIXED DRY	40 KG.	LAH	655.00	690.00	690.00	-5.07	-5.07
		FAS	380.00	380.00	380.00	0.00	0.00
		RAW	650.00	650.00	650.00	0.00	0.00
		MUL	490.00	490.00	490.00	0.00	0.00
		GJT	470.00	470.00	470.00	0.00	0.00
		KAR	600.00	600.00	520.00	0.00	15.38
		HYD	400.00	400.00	350.00	0.00	14.29
		SKR	375.00	375.00	375.00	0.00	0.00
		LRK	400.00	400.00	400.00	0.00	0.00
		PSH	675.00	675.00	650.00	0.00	3.85
		MNG	500.00	500.00	500.00	0.00	0.00
		QTA	465.00	465.00	465.00	0.00	0.00
023. Fish Live Fresh or Chilled							
0411901. FISH RAHU RIVER	40 KG.	LAH	9600.00	9600.00	9850.00	0.00	-2.54
		RAW	6450.00	6450.00	6225.00	0.00	3.61
		MUL	8100.00	8500.00	9000.00	-4.71	-10.00
		HYD	8000.00	8000.00	8000.00	0.00	0.00
		SKR	9850.00	9850.00	10500.00	0.00	-6.19
		PSH	8800.00	8800.00	7750.00	0.00	13.55
0411902. FISH RAHU SEA	40 KG.	KAR	6200.00	4900.00	4100.00	26.53	51.22
0411903. FISH SURMAI (SEA)	40 KG.	KAR	11800.00	11000.00	8800.00	7.27	34.09
2. Ores/Minerals, Elec., Gas & Water							
024. Coal not Agglomerated							
1101001. COAL	MT.	LAH	10750.00	11250.00	14250.00	-4.44	-24.56
025. Natural Gas Liquified							
1202001. SUI GAS GENERAL INDUSRIAL USE	MMBTU	KAR	600.00	600.00	571.23	0.00	5.04
1202002. LPG	KG.	LAH	59.50	59.50	84.76	0.00	-29.80
		RAW	89.50	87.50	102.00	2.29	-12.25
		KAR	80.00	60.00	80.00	33.33	0.00
		PSH	85.00	110.00	110.00	-22.73	-22.73
		QTA	100.00	110.00	125.00	-9.09	-20.00
1202003. CNG	KG.	KAR	67.50	67.50	73.93	0.00	-8.70
026. Salt & Pure Sodium Chloride							
1620001. SALT CRUSHED LAHORI	40 KG.	LAH	195.00	195.00	195.00	0.00	0.00
		RAW	365.00	365.00	345.00	0.00	5.80
		MUL	280.00	280.00	280.00	0.00	0.00
		GJT	240.00	240.00	240.00	0.00	0.00
		KAR	350.00	350.00	350.00	0.00	0.00
		SKR	275.00	275.00	275.00	0.00	0.00
		PSH	200.00	200.00	200.00	0.00	0.00
1620002. SEA SALT	40 KG.	LAH	195.00	195.00	195.00	0.00	0.00
		FAS	400.00	400.00	400.00	0.00	0.00
		KAR	122.50	122.50	122.50	0.00	0.00
		HYD	150.00	150.00	130.00	0.00	15.38
		NWB	300.00	300.00	300.00	0.00	0.00
027. Electrical Energy							
1710011. ELECTRICITY TARRIF B1	KWH.	KAR	15.34	15.34	14.83	0.00	3.44
1710012. ELECTRICITY TARRIF B2	KWH.	KAR	15.15	15.15	14.85	0.00	2.02
1710013. ELECTRICITY TARRIF B3	KWH.	KAR	15.52	15.52	15.15	0.00	2.44
1710014. ELECTRICITY TARRIF B4	KWH.	KAR	15.46	15.46	14.96	0.00	3.34
1710021. ELECTRICITY TARIFF-D1	KWH.	KAR	11.01	11.01	11.14	0.00	-1.17

Contd.

7.10 Intercity Wholesale Prices of Selected Commodities

Group/Commodity/Item Specification	Unit	City	Prices (Rs.)			% Change in Apr., 2016 Over	
			Apr.,2016	Mar., 2016	Apr., 2015	Mar., 2016	Apr., 2015
1710022. ELECTRICITY TARIFF-D2	KWH.	KAR	11.70	11.70	12.79	0.00	-8.52
3. Food,Beverages,Tobacco,Textiles,Leather							
3a) Food Products, Beverages & Tobacco							
028. Meat of Animals							
2111101. BEEF	40 KG.	LAH	11700.00	11700.00	11200.00	0.00	4.46
		FAS	9300.00	9300.00	9300.00	0.00	0.00
		RAW	8950.00	8950.00	8750.00	0.00	2.29
		MUL	9650.00	9650.00	9300.00	0.00	3.76
		SAR	10200.00	10200.00	10200.00	0.00	0.00
		GJT	10000.00	10000.00	10000.00	0.00	0.00
		KAR	10800.00	10800.00	10800.00	0.00	0.00
		HYD	10050.00	10050.00	9550.00	0.00	5.24
		PSH	11000.00	11000.00	10950.00	0.00	0.46
		MNG	10000.00	10000.00	10000.00	0.00	0.00
		QTA	15000.00	15000.00	15000.00	0.00	0.00
2111601. MUTTON	40 KG.	LAH	26950.00	26625.00	25250.00	1.22	6.73
		FAS	19750.00	19750.00	19750.00	0.00	0.00
		RAW	26100.00	26100.00	24900.00	0.00	4.82
		MUL	23500.00	23500.00	20600.00	0.00	14.08
		KAR	21600.00	21600.00	21600.00	0.00	0.00
		HYD	21500.00	21200.00	19600.00	1.42	9.69
		PSH	24700.00	24700.00	22800.00	0.00	8.33
		MNG	20000.00	20000.00	16000.00	0.00	25.00
		QTA	23200.00	23200.00	23200.00	0.00	0.00
029. Vegetables & Fruit Juice							
2133101. TOMATO KETCHUP 300 GM.	DOZ.	LAH	900.00	900.00	815.00	0.00	10.43
		FAS	892.20	892.20	892.20	0.00	0.00
		RAW	1025.00	1025.00	1010.00	0.00	1.49
		MUL	978.24	978.24	960.00	0.00	1.90
		GJT	920.00	920.00	910.00	0.00	1.10
		KAR	780.00	780.00	780.00	0.00	0.00
		HYD	724.00	724.00	724.00	0.00	0.00
		SKR	936.72	936.72	936.72	0.00	0.00
		MPK	772.00	772.00	772.00	0.00	0.00
		PSH	1080.00	1080.00	1080.00	0.00	0.00
		MNG	980.00	980.00	920.00	0.00	6.52
		QTA	828.00	828.00	828.00	0.00	0.00
2133901. CHILLES & LIME PKL.IN OIL 340 G.	DOZ.	LAH	1100.00	1017.00	1017.00	8.16	8.16
		RAW	1137.50	1137.50	1137.50	0.00	0.00
		KAR	1092.00	1092.00	1092.00	0.00	0.00
		MPK	992.76	992.76	992.76	0.00	0.00
		PSH	1100.00	1100.00	1080.00	0.00	1.85
		QTA	938.00	938.00	938.00	0.00	0.00
030. Dried Fruits & Nuts							
2141101. KISHMISH(RAISIN) AVG. QLTY.	40 KG.	LAH	9900.00	9900.00	9000.00	0.00	10.00
		RAW	8100.00	8100.00	8100.00	0.00	0.00
		MUL	9800.00	11000.00	11750.00	-10.91	-16.60
		KAR	10500.00	10500.00	10200.00	0.00	2.94
		HYD	9400.00	9400.00	9400.00	0.00	0.00
		MPK	10500.00	11000.00	12000.00	-4.55	-12.50
		PSH	5200.00	5200.00	6000.00	0.00	-13.33
		BNU	8900.00	8900.00	8650.00	0.00	2.89
		QTA	5100.00	5100.00	5100.00	0.00	0.00
2141301. GROUND NUT WITH SHELL AVG. QLTY.	40 KG.	LAH	5650.00	5650.00	4450.00	0.00	26.97
		RAW	4650.00	4650.00	3975.00	0.00	16.98
		MUL	5150.00	5150.00	3900.00	0.00	32.05
		KAR	7100.00	7100.00	6900.00	0.00	2.90
		HYD	4500.00	4500.00	4500.00	0.00	0.00
		MPK	4300.00	4300.00	4300.00	0.00	0.00
		PSH	5600.00	5600.00	5600.00	0.00	0.00

Contd.

7.10 Intercity Wholesale Prices of Selected Commodities

Group/Commodity/Item Specification			Unit	City	Prices (Rs.)			% Change in Apr., 2016 Over	
					Apr.,2016	Mar., 2016	Apr., 2015	Mar., 2016	Apr., 2015
				QTA	7750.00	8500.00	3850.00	-8.82	101.30
031. Fruit Juices									
	2142901.	ROOHAFZA(SHARBAT)	DOZ.	LAH	1700.00	1620.00	1620.00	4.94	4.94
				FAS	1770.00	1660.00	1560.00	6.63	13.46
				RAW	1745.00	1745.00	1610.00	0.00	8.39
				MUL	1770.00	1650.00	1540.00	7.27	14.94
				GUJ	1800.00	1800.00	1700.00	0.00	5.88
				BPR	1800.00	1680.00	1680.00	7.14	7.14
				GJT	1800.00	1800.00	1650.00	0.00	9.09
				KAR	1704.00	1704.00	1620.00	0.00	5.19
				HYD	1680.00	1680.00	1560.00	0.00	7.69
				SKR	1620.00	1620.00	1620.00	0.00	0.00
				LRK	1720.00	1680.00	1680.00	2.38	2.38
				PSH	1740.00	1640.00	1650.00	6.10	5.45
				BNU	1710.00	1740.00	1570.00	-1.72	8.92
				MNG	1760.00	1670.00	1560.00	5.39	12.82
				QTA	1980.00	1980.00	1596.00	0.00	24.06
	2142902.	JAM-E-SHREEN	DOZ.	LAH	1780.00	1780.00	1766.00	0.00	0.79
				FAS	1710.00	1660.00	1550.00	3.01	10.32
				RAW	1790.00	1790.00	1690.00	0.00	5.92
				MUL	1680.00	1600.00	1545.00	5.00	8.74
				GUJ	1700.00	1700.00	1650.00	0.00	3.03
				BPR	1800.00	1800.00	1600.00	0.00	12.50
				KAR	1776.00	1776.00	1680.00	0.00	5.71
				HYD	1680.00	1680.00	1680.00	0.00	0.00
				SKR	1620.00	1620.00	1620.00	0.00	0.00
				PSH	1740.00	1640.00	1610.00	6.10	8.07
				BNU	1650.00	1700.00	1550.00	-2.94	6.45
				MNG	1760.00	1670.00	1560.00	5.39	12.82
	2142903.	FRUIT JUICE TETRA PACK	DOZ.	LAH	190.00	190.00	190.00	0.00	0.00
				FAS	157.50	157.50	157.50	0.00	0.00
				RAW	157.50	157.50	157.50	0.00	0.00
				MUL	135.00	135.00	135.00	0.00	0.00
				KAR	136.00	136.00	136.00	0.00	0.00
				HYD	136.00	136.00	130.00	0.00	4.62
				SKR	180.00	180.00	180.00	0.00	0.00
				PSH	120.00	120.00	129.00	0.00	-6.98
				QTA	110.00	110.00	110.00	0.00	0.00
	2142904.	LEMON/ORANGE SQUASH MITCHELS(730ML)	DOZ.	LAH	1540.00	1540.00	1540.00	0.00	0.00
				FAS	1560.00	1560.00	1560.00	0.00	0.00
				RAW	1710.00	1710.00	1710.00	0.00	0.00
				MUL	1685.00	1685.00	1720.00	0.00	-2.03
				KAR	1705.00	1705.00	1560.00	0.00	9.29
				HYD	1680.00	1680.00	1620.00	0.00	3.70
				PSH	1500.00	1500.00	1500.00	0.00	0.00
	2142905.	MUREEY BREWERY (TOPS)	DOZ.	LAH	495.00	495.00	495.00	0.00	0.00
				RAW	1125.00	1125.00	1125.00	0.00	0.00
				KSR	435.00	435.00	435.00	0.00	0.00
	2149201.	APL/MNG/ORG/MIX. FRUIT JAM 450 G.	DOZ.	LAH	1455.00	1455.00	1455.00	0.00	0.00
				RAW	1390.00	1390.00	1490.00	0.00	-6.71
				KAR	1260.00	1260.00	1260.00	0.00	0.00
				MPK	1183.00	1183.00	1183.00	0.00	0.00
				PSH	1410.00	1410.00	1410.00	0.00	0.00
				QTA	1320.00	1320.00	1320.00	0.00	0.00
	2149202.	MANGO/MIXED PICKLE IN OIL 340 G.	DOZ.	LAH	1120.00	1120.00	1080.00	0.00	3.70
				RAW	1137.50	1137.50	1137.50	0.00	0.00
				KAR	1092.00	1092.00	1092.00	0.00	0.00
				MPK	992.76	992.76	992.76	0.00	0.00
				PSH	1320.00	1320.00	1080.00	0.00	22.22
				QTA	936.00	936.00	936.00	0.00	0.00

Contd.

7.10 Intercity Wholesale Prices of Selected Commodities

Group/Commodity/Item Specification		Unit	City	Prices (Rs.)			% Change in Apr., 2016 Over	
				Apr.,2016	Mar., 2016	Apr., 2015	Mar., 2016	Apr., 2015
032. Vegetable Oils Refined								
2154101.	SOYABEAN COOKING OIL TIN	5 LTR.	LAH	815.00	815.00	874.00	0.00	-6.75
			FAS	820.00	820.00	870.00	0.00	-5.75
			RAW	820.00	810.00	835.00	1.23	-1.80
			MUL	850.00	850.00	932.00	0.00	-8.80
			KAR	742.50	742.50	995.00	0.00	-25.38
			HYD	880.00	880.00	934.00	0.00	-5.78
			SKR	840.00	840.00	940.00	0.00	-10.64
			MPK	970.00	970.00	970.00	0.00	0.00
			PSH	840.00	830.00	950.00	1.20	-11.58
			BNU	970.00	970.00	1000.00	0.00	-3.00
			QTA	840.00	840.00	915.00	0.00	-8.20
2154301.	SUN FLOWER COOKING OIL	5 LTR.	LAH	815.00	815.00	874.00	0.00	-6.75
			FAS	770.00	760.00	750.00	1.32	2.67
			RAW	820.00	810.00	835.00	1.23	-1.80
			MUL	778.85	778.85	845.00	0.00	-7.83
			GJT	790.00	790.00	990.00	0.00	-20.20
			KAR	742.50	742.50	1007.50	0.00	-26.30
			HYD	850.00	850.00	840.00	0.00	1.19
			SKR	840.00	840.00	840.00	0.00	0.00
			PSH	870.00	860.00	980.00	1.16	-11.22
			MNG	810.00	780.00	880.00	3.85	-7.95
			QTA	900.00	900.00	900.00	0.00	0.00
2154401.	MUSTARD & RAPE SEED OIL.	40 KG.	LAH	5550.00	5550.00	5550.00	0.00	0.00
			RAW	6750.00	6750.00	7350.00	0.00	-8.16
			MUL	4600.00	4625.00	4425.00	-0.54	3.95
			KSR	5525.00	5525.00	5525.00	0.00	0.00
			KAR	6100.00	6100.00	6300.00	0.00	-3.17
			HYD	4400.00	4400.00	4500.00	0.00	-2.22
			MPK	4500.00	4320.00	4300.00	4.17	4.65
			PSH	6775.00	6775.00	6750.00	0.00	0.37
			BNU	6200.00	6200.00	6200.00	0.00	0.00
			QTA	6000.00	6000.00	6000.00	0.00	0.00
2154801.	COTTON SEED OIL	40 KG.	LAH	5625.00	4365.00	5625.00	28.87	0.00
			MUL	3850.00	3650.00	3550.00	5.48	8.45
			GUJ	5200.00	5200.00	5200.00	0.00	0.00
			SAR	4400.00	4400.00	3650.00	0.00	20.55
			KAR	5605.00	5605.00	6040.00	0.00	-7.20
			HYD	4000.00	4000.00	3900.00	0.00	2.56
			SKR	3920.00	3920.00	4700.00	0.00	-16.60
			NWB	6000.00	6000.00	6000.00	0.00	0.00
			PSH	4800.00	4800.00	5600.00	0.00	-14.29
2154901.	RAFHAN CORN OIL	2.00 LT	LAH	650.00	650.00	650.00	0.00	0.00
			FAS	690.00	690.00	700.00	0.00	-1.43
			RAW	680.00	670.00	537.50	1.49	26.51
			MUL	703.00	703.00	703.00	0.00	0.00
			KAR	685.00	685.00	685.00	0.00	0.00
			HYD	710.00	710.00	705.00	0.00	0.71
			MPK	704.00	630.00	630.00	11.75	11.75
			PSH	710.00	700.00	700.00	1.43	1.43
			MNG	730.00	730.00	630.00	0.00	15.87
			QTA	730.00	730.00	730.00	0.00	0.00
033. Vegetable Ghee								
2159001.	VEGETABLE GHEE(16 KG TIN)	EACH	LAH	2150.00	2080.00	2130.00	3.37	0.94
			RAW	2175.00	2165.00	2145.00	0.46	1.40
			MUL	2310.00	2250.00	2220.00	2.67	4.05
			SKT	2070.00	2070.00	2150.00	0.00	-3.72
			KAR	2170.00	1920.00	2150.00	13.02	0.93
			SKR	1800.00	1800.00	1900.00	0.00	-5.26
			MPK	2020.00	1820.00	1860.00	10.99	8.60

Contd.

7.10 Intercity Wholesale Prices of Selected Commodities

Group/Commodity/Item Specification		Unit	City	Prices (Rs.)			% Change in Apr., 2016 Over	
				Apr.,2016	Mar., 2016	Apr., 2015	Mar., 2016	Apr., 2015
			PSH	2370.00	2280.00	2390.00	3.95	-0.84
			MNG	2350.00	2220.00	2300.00	5.86	2.17
			QTA	2325.00	2325.00	2325.00	0.00	0.00
2159002.	VEGETABLE GHEE(DALDA/TULO/HABIB/SHA	05 KG.	LAH	830.00	830.00	890.00	0.00	-6.74
			FAS	785.00	785.00	850.00	0.00	-7.65
			RAW	820.00	810.00	835.00	1.23	-1.80
			MUL	845.00	845.00	879.00	0.00	-3.87
			SAR	870.00	865.00	895.00	0.58	-2.79
			GJT	845.00	845.00	870.00	0.00	-2.87
			KAR	825.00	810.00	895.00	1.85	-7.82
			HYD	875.00	875.00	864.73	0.00	1.19
			SKR	780.00	780.00	790.00	0.00	-1.27
			PSH	830.00	830.00	910.00	0.00	-8.79
			QTA	830.00	830.00	960.00	0.00	-13.54
034. Oil Cakes								
2171001.	COTTON SEED OIL CAKES	40 KG.	LAH	1525.00	1525.00	1525.00	0.00	0.00
			FAS	1875.00	1825.00	1300.00	2.74	44.23
			MUL	1575.00	1700.00	1350.00	-7.35	16.67
			SAR	1892.00	1857.00	1428.00	1.88	32.49
			BPR	1775.00	1775.00	1400.00	0.00	26.79
			HYD	1400.00	1400.00	1400.00	0.00	0.00
			SKR	1640.00	1640.00	1200.00	0.00	36.67
			MPK	1600.00	1634.00	1340.00	-2.08	19.40
			PSH	1860.00	1851.00	1257.00	0.49	47.97
			QTA	925.00	925.00	925.00	0.00	0.00
2171002.	MUSTARD & RAPSEED OIL CAKES	40 KG.	LAH	1250.00	1250.00	1250.00	0.00	0.00
			FAS	1212.50	1150.00	1200.00	5.43	1.04
			MUL	1125.00	1125.00	1125.00	0.00	0.00
			SAR	1125.00	1225.00	1200.00	-8.16	-6.25
			BPR	1225.00	1175.00	1075.00	4.26	13.95
			HYD	1200.00	1200.00	1325.00	0.00	-9.43
			SKR	1350.00	1350.00	1350.00	0.00	0.00
			MPK	1000.00	1200.00	1150.00	-16.67	-13.04
			PSH	1800.00	1800.00	1450.00	0.00	24.14
			QTA	950.00	950.00	950.00	0.00	0.00
035. Processed Liquid Milk								
2211002.	MILK PAK/HALEEB/NESTLE (LITRE)	DOZ.	LAH	1250.00	1250.00	1350.00	0.00	-7.41
			FAS	1235.00	1182.50	1162.50	4.44	6.24
			RAW	1195.00	1195.00	1195.00	0.00	0.00
			KAR	1250.00	1250.00	1250.00	0.00	0.00
			HYD	1200.00	1200.00	1125.00	0.00	6.67
			SKR	1140.00	1140.00	1140.00	0.00	0.00
			PSH	1240.00	1240.00	1300.00	0.00	-4.62
			MNG	1250.00	1250.00	1340.00	0.00	-6.72
036. Milk & Cream in Solid Form								
2221101.	POWD.MILK EVERYDAY(NESTLE)1KG.	EACH	LAH	660.00	660.00	645.00	0.00	2.33
			RAW	620.00	620.00	620.00	0.00	0.00
			MUL	671.32	648.16	648.16	3.57	3.57
			KAR	662.50	647.50	647.50	2.32	2.32
			HYD	650.00	650.00	650.00	0.00	0.00
			SKR	650.00	650.00	620.00	0.00	4.84
			PSH	640.00	650.00	650.00	-1.54	-1.54
			BNU	640.00	650.00	630.00	-1.54	1.59
			QTA	680.00	680.00	680.00	0.00	0.00
2221201.	POWDERED MILK(SKIMMED)/BAG 25 KG.	EACH	LAH	11750.00	11750.00	11750.00	0.00	0.00
			RAW	11775.00	11775.00	11775.00	0.00	0.00
			MUL	9100.00	9100.00	10250.00	0.00	-11.22
			KAR	10650.00	10650.00	14750.00	0.00	-27.80
			PSH	8600.00	8700.00	10000.00	-1.15	-14.00
			QTA	12500.00	12500.00	12500.00	0.00	0.00

Contd.

7.10 Intercity Wholesale Prices of Selected Commodities

Group/Commodity/Item Specification		Unit	City	Prices (Rs.)			% Change in Apr., 2016 Over	
				Apr.,2016	Mar., 2016	Apr., 2015	Mar., 2016	Apr., 2015
2221202.	POWDERED MILK NIDO (1 KG. POLY BA	EACH	LAH	700.00	700.00	700.00	0.00	0.00
			RAW	738.00	738.00	738.00	0.00	0.00
			GUJ	738.00	738.00	738.00	0.00	0.00
			KAR	732.50	755.00	692.50	-2.98	5.78
			HYD	833.33	833.33	772.22	0.00	7.91
			PSH	774.00	748.00	670.00	3.48	15.52
037. Ice Cream								
2227001.	ICE CREAM POLKA/WALLS	DOZ.	LAH	400.00	360.00	324.00	11.11	23.46
			RAW	442.50	442.50	442.50	0.00	0.00
			KAR	264.00	264.00	264.00	0.00	0.00
			HYD	432.00	432.00	432.00	0.00	0.00
			SKR	240.00	240.00	240.00	0.00	0.00
			QTA	400.00	400.00	384.00	0.00	4.17
038. Dairy Products N.E.C								
2229001.	MILO(200 GM. PACK) NESTLE	EACH	LAH	198.00	198.00	198.00	0.00	0.00
			FAS	175.00	175.00	175.00	0.00	0.00
			RAW	172.50	172.50	172.50	0.00	0.00
			MUL	140.00	140.00	140.00	0.00	0.00
			KAR	183.50	183.50	174.00	0.00	5.46
			HYD	195.00	195.00	195.00	0.00	0.00
			MPK	180.00	180.00	180.00	0.00	0.00
			PSH	190.00	190.00	155.00	0.00	22.58
			MNG	175.00	175.00	175.00	0.00	0.00
			QTA	160.00	160.00	150.00	0.00	6.67
2229002.	LACTOGEN(SOFT PACK 400 GM)	EACH	LAH	390.00	390.00	385.00	0.00	1.30
			FAS	395.83	405.00	405.00	-2.26	-2.26
			RAW	405.00	405.00	405.00	0.00	0.00
			MUL	402.79	402.79	402.79	0.00	0.00
			KAR	400.00	400.00	400.00	0.00	0.00
			HYD	405.00	405.00	405.00	0.00	0.00
			MPK	400.00	400.00	400.00	0.00	0.00
			PSH	394.00	394.00	399.00	0.00	-1.25
			QTA	395.00	395.00	395.00	0.00	0.00
039. Wheat Flour								
2311001.	WHEAT FLOUR SUP. QLTY.	80 KG.	LAH	3565.00	3565.00	3150.00	0.00	13.17
			FAS	2920.00	3000.00	2975.00	-2.67	-1.85
			RAW	3637.50	3635.00	3637.50	0.07	0.00
			MUL	2925.00	2925.00	3000.00	0.00	-2.50
			GUJ	3000.00	3000.00	3000.00	0.00	0.00
			SAR	2960.00	3010.00	3040.00	-1.66	-2.63
			SKT	3850.00	3850.00	3775.00	0.00	1.99
			GJT	3000.00	3000.00	3000.00	0.00	0.00
			KAR	3255.00	3255.00	3020.00	0.00	7.78
			HYD	3440.00	3500.00	3427.53	-1.71	0.36
			SKR	2880.00	2960.00	2840.00	-2.70	1.41
			LRK	3100.00	3200.00	3200.00	-3.13	-3.13
			PSH	3360.00	3380.00	3340.00	-0.59	0.60
			QTA	3920.00	3920.00	3200.00	0.00	22.50
2311002.	WHEAT FLOUR AVG. QLTY	80 KG.	LAH	3050.00	3050.00	3025.00	0.00	0.83
			FAS	2600.00	2820.00	2725.00	-7.80	-4.59
			RAW	2975.00	3010.00	2937.50	-1.16	1.28
			MUL	2725.00	2725.00	2880.00	0.00	-5.38
			SAH	2762.50	3025.00	2880.00	-8.68	-4.08
			SAR	2700.00	2720.00	2800.00	-0.74	-3.57
			BPR	2720.00	3080.00	2992.00	-11.69	-9.09
			GJT	2840.00	2960.00	2920.00	-4.05	-2.74
			KAR	2930.00	3117.50	2760.00	-6.01	6.16
			HYD	2970.00	3050.00	3000.00	-2.62	-1.00
			SKR	2800.00	2880.00	2830.00	-2.78	-1.06
			LRK	2940.00	3020.00	2960.00	-2.65	-0.68

Contd.

7.10 Intercity Wholesale Prices of Selected Commodities

Group/Commodity/Item Specification	Unit	City	Prices (Rs.)			% Change in Apr., 2016 Over	
			Apr.,2016	Mar., 2016	Apr., 2015	Mar., 2016	Apr., 2015
		MPK	2800.00	2880.00	2600.00	-2.78	7.69
		PSH	3090.00	3100.00	3100.00	-0.32	-0.32
		MNG	3000.00	3120.00	3080.00	-3.85	-2.60
		QTA	3880.00	3880.00	2950.00	0.00	31.53
2311003. WHEAT FLOUR/BAG OF 10 KG.	EACH	LAH	377.00	377.00	378.00	0.00	-0.26
		FAS	347.50	365.00	365.00	-4.79	-4.79
		RAW	371.00	379.00	373.50	-2.11	-0.67
		MUL	345.00	345.00	360.00	0.00	-4.17
		GUJ	360.00	370.00	365.00	-2.70	-1.37
		SKT	390.00	390.00	380.00	0.00	2.63
		BPR	350.00	385.00	394.00	-9.09	-11.17
		GJT	360.00	370.00	365.00	-2.70	-1.37
		KAR	386.50	405.50	392.50	-4.69	-1.53
		HYD	390.00	411.00	405.00	-5.11	-3.70
		SKR	360.00	385.00	357.50	-6.49	0.70
		LRK	360.00	380.00	365.00	-5.26	-1.37
		MPK	380.00	380.00	350.00	0.00	8.57
		NWB	340.00	367.00	370.00	-7.36	-8.11
		PSH	382.50	382.50	372.50	0.00	2.68
		QTA	400.00	400.00	370.00	0.00	8.11
2311004. MAIDA AVG. QLTY.	80 KG.	LAH	3660.00	3660.00	3365.00	0.00	8.77
		FAS	3070.00	3200.00	3525.00	-4.06	-12.91
		RAW	3737.50	3812.50	3725.00	-1.97	0.34
		MUL	3175.00	3150.00	3150.00	0.79	0.79
		SAR	3210.00	3210.00	3200.00	0.00	0.31
		BPR	3425.00	3600.00	3550.00	-4.86	-3.52
		GJT	3300.00	3300.00	3200.00	0.00	3.13
		KAR	3255.00	3340.00	3240.00	-2.54	0.46
		HYD	3460.00	3500.00	3405.00	-1.14	1.62
		SKR	3320.00	3600.00	3300.00	-7.78	0.61
		MPK	3350.00	3550.00	3400.00	-5.63	-1.47
		PSH	3530.00	3530.00	3425.00	0.00	3.07
		MNG	3580.00	3700.00	3580.00	-3.24	0.00
		QTA	4000.00	4000.00	5200.00	0.00	-23.08
2311005. SUJI	85 KG.	LAH	4260.00	4260.00	3960.00	0.00	7.58
		FAS	3300.00	3400.00	3650.00	-2.94	-9.59
		RAW	3787.50	3845.00	3737.50	-1.50	1.34
		MUL	3375.00	3375.00	3450.00	0.00	-2.17
		SAH	3604.00	3604.00	3500.00	0.00	2.97
		BPR	3550.00	3750.00	3550.00	-5.33	0.00
		GJT	3570.00	3570.00	3825.00	0.00	-6.67
		KAR	3538.00	3650.00	3442.50	-3.07	2.77
		HYD	3485.00	3550.00	3570.00	-1.83	-2.38
		SKR	3570.00	3825.00	3700.00	-6.67	-3.51
		MPK	3650.00	3900.00	3550.00	-6.41	2.82
		PSH	3590.00	3590.00	3550.00	0.00	1.13
		QTA	4400.00	4400.00	4600.00	0.00	-4.35
2311006. CERELAC WHEAT(400 GM.)	EACH	LAH	260.00	260.00	260.00	0.00	0.00
		FAS	255.00	255.00	255.00	0.00	0.00
		RAW	289.00	289.00	289.00	0.00	0.00
		MUL	252.79	252.79	252.79	0.00	0.00
		KAR	198.00	198.00	198.00	0.00	0.00
		HYD	260.00	260.00	260.00	0.00	0.00
		MPK	255.00	255.00	245.00	0.00	4.08
		PSH	243.00	243.00	243.00	0.00	0.00
		MNG	243.00	243.00	243.00	0.00	0.00
		QTA	245.00	245.00	245.00	0.00	0.00
040. Other Cereal Flour							
2312001. BESAN	85 KG.	LAH	9215.00	8690.00	5915.00	6.04	55.79
		FAS	9137.00	8712.00	5400.00	4.88	69.20

Contd.

7.10 Intercity Wholesale Prices of Selected Commodities

Group/Commodity/Item Specification			Unit	City	Prices (Rs.)			% Change in Apr., 2016 Over	
					Apr.,2016	Mar., 2016	Apr., 2015	Mar., 2016	Apr., 2015
				RAW	9075.00	8925.00	5590.00	1.68	62.34
				MUL	9500.00	8250.00	5450.00	15.15	74.31
				GUJ	8550.00	7300.00	5700.00	17.12	50.00
				SAR	9775.00	9350.00	5695.00	4.55	71.64
				SKT	8925.00	8925.00	5500.00	0.00	62.27
				GJT	8700.00	7400.00	5700.00	17.57	52.63
				KSR	8800.00	8600.00	5650.00	2.33	55.75
				KAR	9137.50	7565.00	6205.00	20.79	47.26
				HYD	9350.00	9100.00	5200.00	2.75	79.81
				SKR	9200.00	9200.00	5525.00	0.00	66.52
				MPK	10900.00	10100.00	6000.00	7.92	81.67
				PSH	10600.00	10500.00	5700.00	0.95	85.96
				QTA	10030.00	10030.00	7340.00	0.00	36.65
041. Sugar Refined									
	2352001.	SUGAR REFINED(BAG)	50 KG.	LAH	3100.00	3050.00	2810.00	1.64	10.32
				FAS	3030.00	3000.00	2780.00	1.00	8.99
				RAW	3145.00	3160.00	2855.00	-0.47	10.16
				MUL	2987.50	2945.00	2750.00	1.44	8.64
				GUJ	3060.00	3030.00	2775.00	0.99	10.27
				SKT	3100.00	2900.00	2760.00	6.90	12.32
				GJT	3050.00	3030.00	2800.00	0.66	8.93
				KAR	3000.00	2897.00	2745.00	3.56	9.29
				HYD	2960.00	2900.00	2670.00	2.07	10.86
				MPK	2940.00	2890.00	2690.00	1.73	9.29
				PSH	3050.00	3050.00	2790.00	0.00	9.32
				MNG	3090.00	3120.00	2665.00	-0.96	15.95
				QTA	3050.00	3050.00	2760.00	0.00	10.51
	2352002.	GUR AVG. QLTY.	40 KG.	LAH	2900.00	2900.00	2912.50	0.00	-0.43
				MUL	2275.00	2400.00	2300.00	-5.21	-1.09
				SAR	2325.00	2300.00	2450.00	1.09	-5.10
				SKT	3600.00	3600.00	2900.00	0.00	24.14
				KSR	2650.00	2650.00	2875.00	0.00	-7.83
				KAR	2760.00	2760.00	2620.00	0.00	5.34
				HYD	2250.00	2350.00	2500.00	-4.26	-10.00
				SKR	2700.00	2700.00	2600.00	0.00	3.85
				PSH	2700.00	2700.00	2640.00	0.00	2.27
				MNG	3200.00	3200.00	3000.00	0.00	6.67
				QTA	3200.00	3200.00	3000.00	0.00	6.67
042. Chocolate									
	2366001.	CHOCLATE CANDY (NOW)	DOZ.	LAH	52.00	52.00	52.00	0.00	0.00
				RAW	54.50	54.50	54.50	0.00	0.00
				BPR	55.00	55.00	55.00	0.00	0.00
				KSR	52.00	52.00	52.00	0.00	0.00
				KAR	52.00	52.00	52.00	0.00	0.00
				PSH	58.00	58.00	51.00	0.00	13.73
				QTA	54.00	54.00	54.00	0.00	0.00
043. Sugar Confectionary									
	2367001.	TOFFEE (HILAL)	DOZ.	LAH	10.00	10.00	10.00	0.00	0.00
				RAW	20.00	20.00	10.00	0.00	100.00
				GUJ	10.90	10.90	10.00	0.00	9.00
				SKT	10.00	10.00	10.00	0.00	0.00
				BPR	10.97	10.97	10.97	0.00	0.00
				KSR	10.00	10.00	10.00	0.00	0.00
				KAR	10.00	10.00	10.00	0.00	0.00
				HYD	10.00	10.00	10.00	0.00	0.00
				LRK	15.00	15.00	10.50	0.00	42.86
				PSH	15.00	15.00	12.00	0.00	25.00
				QTA	10.00	10.00	10.00	0.00	0.00
044. Coffee & Tea									
	2391301.	TEA LIPTON YELLOW LABEL 200 G.PKT	06 PKT.	LAH	895.00	895.00	847.00	0.00	5.67

Contd.

7.10 Intercity Wholesale Prices of Selected Commodities

Group/Commodity/Item Specification		Unit	City	Prices (Rs.)			% Change in Apr., 2016 Over	
				Apr.,2016	Mar., 2016	Apr., 2015	Mar., 2016	Apr., 2015
			FAS	868.42	868.42	826.31	0.00	5.10
			RAW	897.50	897.50	812.50	0.00	10.46
			MUL	852.00	852.00	804.00	0.00	5.97
			SKT	896.85	903.16	871.00	-0.70	2.97
			KAR	852.00	930.00	896.82	-8.39	-5.00
			HYD	891.47	891.47	858.18	0.00	3.88
			SKR	900.00	900.00	783.15	0.00	14.92
			PSH	864.00	1076.00	756.00	-19.70	14.29
			MNG	1050.00	1050.00	673.50	0.00	55.90
			QTA	947.34	1128.00	786.00	-16.02	20.53
2391302.	TEA SUPREME 200 G. PKT.	06 PKT.	LAH	788.00	788.00	740.00	0.00	6.49
			FAS	763.15	763.15	721.05	0.00	5.84
			RAW	762.50	762.50	722.50	0.00	5.54
			MUL	750.00	750.00	702.00	0.00	6.84
			SKT	795.79	792.63	707.00	0.40	12.56
			KAR	732.00	732.00	720.00	0.00	1.67
			HYD	793.00	793.00	757.11	0.00	4.74
			SKR	786.00	786.00	744.90	0.00	5.52
			PSH	860.00	890.00	666.00	-3.37	29.13
			MNG	948.00	948.00	570.78	0.00	66.09
			QTA	760.00	760.00	637.90	0.00	19.14
2391303.	TEA LOOSE	KG.	LAH	422.50	434.50	432.50	-2.76	-2.31
			FAS	500.00	500.00	515.00	0.00	-2.91
			RAW	635.00	635.00	495.00	0.00	28.28
			MUL	490.00	525.00	475.00	-6.67	3.16
			SKT	500.00	500.00	500.00	0.00	0.00
			GJT	550.00	550.00	480.00	0.00	14.58
			KAR	570.00	610.00	490.00	-6.56	16.33
			HYD	580.00	580.00	475.00	0.00	22.11
			SKR	475.00	475.00	465.00	0.00	2.15
			MPK	510.00	510.00	275.00	0.00	85.45
			PSH	600.00	600.00	450.00	0.00	33.33
			MNG	550.00	550.00	480.00	0.00	14.58
			QTA	410.00	410.00	410.00	0.00	0.00
2391304.	TEA TAPAL MIXTURE (200 G) PKT.	06 PKT	LAH	895.00	895.00	734.00	0.00	21.93
			FAS	868.42	894.73	752.63	-2.94	15.38
			RAW	872.50	772.50	732.50	12.94	19.11
			MUL	760.80	760.80	621.60	0.00	22.39
			KAR	915.00	915.00	789.47	0.00	15.90
			HYD	852.64	852.64	713.40	0.00	19.52
			PSH	864.00	1040.00	702.00	-16.92	23.08
			MNG	810.00	810.00	690.00	0.00	17.39
			QTA	1074.00	1074.00	821.00	0.00	30.82
045. Spices								
2392101.	BLACK PEPPER 50 G.PKT.(NATIONAL)	EACH	LAH	91.00	91.00	90.24	0.00	0.84
			RAW	91.50	91.50	88.00	0.00	3.98
			MUL	92.94	92.94	86.89	0.00	6.96
			SKT	86.89	86.89	86.89	0.00	0.00
			KAR	92.00	92.00	92.00	0.00	0.00
			HYD	96.00	96.00	96.00	0.00	0.00
			MPK	69.25	69.25	69.25	0.00	0.00
			PSH	87.00	87.00	87.00	0.00	0.00
			MNG	90.00	90.00	90.00	0.00	0.00
			QTA	86.00	86.00	86.00	0.00	0.00
2392201.	RED CHILLIES(200 G PKT.NATIONAL)	EACH	LAH	95.00	95.00	95.00	0.00	0.00
			FAS	96.32	96.32	96.32	0.00	0.00
			RAW	96.50	96.50	96.50	0.00	0.00
			MUL	95.52	95.52	95.52	0.00	0.00
			SKT	95.52	95.52	95.52	0.00	0.00
			KAR	100.00	100.00	100.00	0.00	0.00
			HYD	105.00	105.00	105.00	0.00	0.00

Contd.

7.10 Intercity Wholesale Prices of Selected Commodities

Group/Commodity/Item Specification			Unit	City	Prices (Rs.)			% Change in Apr., 2016 Over	
					Apr.,2016	Mar., 2016	Apr., 2015	Mar., 2016	Apr., 2015
				MPK	96.50	96.50	96.50	0.00	0.00
				PSH	92.00	92.00	96.00	0.00	-4.17
				MNG	106.00	106.00	105.00	0.00	0.95
				QTA	92.00	92.00	92.00	0.00	0.00
	2392402.	CORRIANDER PWD.200 G. PKT.NAT.	EACH	LAH	87.96	87.96	87.96	0.00	0.00
				FAS	94.23	94.23	88.78	0.00	6.14
				RAW	91.50	91.50	91.50	0.00	0.00
				MUL	95.51	95.51	96.32	0.00	-0.84
				SKT	70.78	70.78	70.78	0.00	0.00
				KAR	90.00	90.00	84.00	0.00	7.14
				HYD	104.00	104.00	77.00	0.00	35.06
				MPK	68.41	68.41	68.41	0.00	0.00
				PSH	70.00	70.00	70.00	0.00	0.00
				MNG	104.00	104.00	70.00	0.00	48.57
				QTA	94.00	102.00	81.60	-7.84	15.20
	2392601.	CLOVES	40 KG.	LAH	52500.00	52500.00	50500.00	0.00	3.96
				RAW	46750.00	46750.00	46750.00	0.00	0.00
				MUL	41500.00	41500.00	51000.00	0.00	-18.63
				KAR	40750.00	40750.00	59000.00	0.00	-30.93
				HYD	55500.00	55500.00	55500.00	0.00	0.00
				MPK	42000.00	42000.00	49000.00	0.00	-14.29
				PSH	52000.00	52000.00	60000.00	0.00	-13.33
				QTA	51000.00	51000.00	51000.00	0.00	0.00
046. Other Food Products									
	2399401.	VINEGAR SYNTHETIC (SIRKA)	DOZ.	LAH	780.00	780.00	720.00	0.00	8.33
				RAW	875.00	875.00	875.00	0.00	0.00
				KAR	545.00	545.00	545.00	0.00	0.00
				PSH	560.00	560.00	560.00	0.00	0.00
				QTA	900.00	900.00	900.00	0.00	0.00
	2399901.	TURMERIC POWDER(50 G.PKT.NATIONAL)	EACH	LAH	31.50	31.50	31.50	0.00	0.00
				FAS	31.96	31.96	31.96	0.00	0.00
				RAW	30.00	30.00	30.00	0.00	0.00
				MUL	31.69	31.69	31.69	0.00	0.00
				SKT	31.69	31.69	32.00	0.00	-0.97
				KAR	34.00	34.00	34.00	0.00	0.00
				HYD	35.00	35.00	35.00	0.00	0.00
				SKR	31.71	31.71	31.69	0.00	0.06
				MPK	32.00	32.00	32.00	0.00	0.00
				PSH	31.20	31.20	31.20	0.00	0.00
				MNG	32.50	32.50	32.50	0.00	0.00
				QTA	30.00	30.00	33.00	0.00	-9.09
047. Mineral Water									
	2441001.	MINERAL WATER NESTLE(1.5 LTR)	DOZ.	LAH	480.00	480.00	480.00	0.00	0.00
				FAS	460.00	460.00	440.00	0.00	4.55
				RAW	512.50	512.50	502.00	0.00	2.09
				MUL	508.00	508.00	504.00	0.00	0.79
				GUJ	450.00	450.00	450.00	0.00	0.00
				SKT	419.00	419.00	419.00	0.00	0.00
				KAR	456.00	456.00	456.00	0.00	0.00
				HYD	500.00	500.00	470.00	0.00	6.38
				SKR	480.00	480.00	480.00	0.00	0.00
				MPK	510.00	510.00	418.00	0.00	22.01
				PSH	480.00	480.00	443.00	0.00	8.35
				QTA	528.00	528.00	528.00	0.00	0.00
048. Beverages									
	2449001.	COCA COLA(CRATE OF 24 BOTTLES)	EACH	LAH	442.00	442.00	442.00	0.00	0.00
				FAS	445.00	445.00	445.00	0.00	0.00
				RAW	405.00	405.00	382.50	0.00	5.88
				MUL	403.00	403.00	403.00	0.00	0.00
				SKT	444.00	444.00	444.00	0.00	0.00

Contd.

7.10 Intercity Wholesale Prices of Selected Commodities

Group/Commodity/Item Specification			Unit	City	Prices (Rs.)			% Change in Apr., 2016 Over	
					Apr.,2016	Mar., 2016	Apr., 2015	Mar., 2016	Apr., 2015
				GJT	444.00	444.00	444.00	0.00	0.00
				KAR	444.00	444.00	444.00	0.00	0.00
				HYD	444.00	444.00	444.00	0.00	0.00
				SKR	432.00	432.00	432.00	0.00	0.00
				MPK	390.00	390.00	390.00	0.00	0.00
				PSH	445.00	445.00	445.00	0.00	0.00
				BNU	475.00	475.00	475.00	0.00	0.00
				MNG	430.00	430.00	430.00	0.00	0.00
				QTA	480.00	480.00	480.00	0.00	0.00
	2449002.	SEVEN UP (CRATE OF 24 BOTTLES)	EACH	LAH	442.00	442.00	442.00	0.00	0.00
				FAS	445.00	445.00	445.00	0.00	0.00
				RAW	405.00	405.00	382.50	0.00	5.88
				MUL	403.00	403.00	403.00	0.00	0.00
				SKT	444.00	444.00	444.00	0.00	0.00
				GJT	444.00	444.00	444.00	0.00	0.00
				KAR	444.00	444.00	444.00	0.00	0.00
				HYD	444.00	444.00	444.00	0.00	0.00
				SKR	432.00	432.00	432.00	0.00	0.00
				MPK	390.00	390.00	390.00	0.00	0.00
				PSH	445.00	445.00	445.00	0.00	0.00
				BNU	475.00	475.00	475.00	0.00	0.00
				MNG	420.00	420.00	420.00	0.00	0.00
				QTA	480.00	480.00	480.00	0.00	0.00
	2449003.	MAKKA COLA (CRATE OF 24 BOTTLES)	EACH	MUL	280.00	280.00	280.00	0.00	0.00
				GUJ	280.00	280.00	280.00	0.00	0.00
				SKT	270.00	270.00	270.00	0.00	0.00
				PSH	410.00	410.00	410.00	0.00	0.00
				BNU	322.00	322.00	322.00	0.00	0.00
				MNG	322.00	322.00	322.00	0.00	0.00
	2449004.	PEPSI COLA (CRATE OF 24 BOTTLES)	EACH	LAH	442.00	442.00	442.00	0.00	0.00
				FAS	445.00	445.00	445.00	0.00	0.00
				RAW	405.00	405.00	382.50	0.00	5.88
				MUL	403.00	403.00	403.00	0.00	0.00
				SKT	444.00	444.00	444.00	0.00	0.00
				GJT	444.00	444.00	444.00	0.00	0.00
				KAR	444.00	444.00	444.00	0.00	0.00
				HYD	444.00	444.00	444.00	0.00	0.00
				SKR	432.00	432.00	432.00	0.00	0.00
				PSH	445.00	445.00	445.00	0.00	0.00
				BNU	475.00	475.00	475.00	0.00	0.00
				MNG	420.00	420.00	420.00	0.00	0.00
				QTA	450.00	450.00	408.00	0.00	10.29
049. Tobacco Products									
	2502001.	CIGARETTES K-2 10'S (FILTER)	1000	KAR	2850.00	2850.00	2125.00	0.00	34.12
	2502002.	CIGARETTES MELBOURNE	1000	KAR	3100.00	3100.00	2300.00	0.00	34.78
	2502003.	CIGARETTES CAPSTAN LSFT 10 SS	1000	KAR	3350.00	3100.00	2300.00	8.06	45.65
	2502004.	CIGARETTES GOLD LEAF (KSFT) 20	1000	KAR	5700.00	5700.00	4750.00	0.00	20.00
3b) Textiles & Apparels									
050. Cotton Yarn									
	2636001.	COTTON YARN 10/1 POPULAR FIBER	10 LB.	KAR	750.00	770.00	700.00	-2.60	7.14
	2636002.	COTTON YARN 16/1 MGM	10 LB.	KAR	976.25	975.00	962.00	0.13	1.48
	2636003.	COTTON YARN 21/1 SURIYA TEXTILE	10 LB.	KAR	1070.00	1070.00	1080.00	0.00	-0.93
	2636004.	COTTON YARN 42/1 ABDULLAH TEXTILE	10 LB.	KAR	1550.00	1550.00	1600.00	0.00	-3.13
	2636005.	COTTON YARN 20/2 BAJWA	10 LB.	KAR	1180.00	1180.00	1120.00	0.00	5.36
051. Nylon Yarn									
	2643001.	NYLON YARN RUPALI(PAK)50/72/00	LB.	KAR	90.00	90.00	95.00	0.00	-5.26
	2643002.	NYLON YARN GRATON 50/36/00FLAT	LB.	KAR	77.00	77.00	77.00	0.00	0.00
	2643003.	NYLON YARN GRATON 75/48/0 DTY	LB.	KAR	103.00	103.00	103.00	0.00	0.00
052. Blended Yarn									
	2645001.	BLND.YARN 30/1 A.A TEX.Z.TW PVC	LB.	KAR	120.75	118.00	130.00	2.33	-7.12

Contd.

7.10 Intercity Wholesale Prices of Selected Commodities

Group/Commodity/Item Specification		Unit	City	Prices (Rs.)			% Change in Apr., 2016 Over	
				Apr.,2016	Mar., 2016	Apr., 2015	Mar., 2016	Apr., 2015
2645002.	BLND.YARN 40/1 SANA	LB.	KAR	135.00	135.00	151.00	0.00	-10.60
2645003.	BLND.YARN 60/1 PP AGAR	LB.	KAR	124.00	124.00	124.00	0.00	0.00
2645004.	BLND.YARN 30/1 A.A TEX.COMBED	LB.	KAR	120.00	119.00	117.00	0.84	2.56
2645005.	BLND.YARN 40/1 A.A. TEXTILE	LB.	KAR	143.00	143.00	143.00	0.00	0.00
053. Woven Fabrics								
2654001.	LIGHT WEIGHT WORSTED (L.PUR)	MTR.	LAH	925.00	925.00	925.00	0.00	0.00
			RAW	1162.50	1162.50	1037.50	0.00	12.05
			KAR	1700.00	1700.00	1475.00	0.00	15.25
2654002.	HEAVY WEIGHT SUITING (L.PUR)	MTR.	LAH	1575.00	1575.00	1575.00	0.00	0.00
			RAW	1375.00	1375.00	1325.00	0.00	3.77
			KAR	2350.00	2350.00	2250.00	0.00	4.44
2654003.	TWEED (LAWRENCEPUR)	MTR.	LAH	925.00	925.00	925.00	0.00	0.00
			RAW	1225.00	1225.00	1125.00	0.00	8.89
			KAR	2050.00	2050.00	1800.00	0.00	13.89
2654004.	WORSTED (LAWRENCEPUR)	MTR.	LAH	975.00	975.00	975.00	0.00	0.00
			RAW	1275.00	1275.00	1175.00	0.00	8.51
			KAR	1800.00	1800.00	1750.00	0.00	2.86
054. Cotton Fabrics								
2662001.	LATHA GUL AHMED 90000 SUP. QLTY.	40 MTR.	LAH	7900.00	7900.00	7900.00	0.00	0.00
			FAS	8550.00	8550.00	8550.00	0.00	0.00
			RAW	5625.00	5625.00	5450.00	0.00	3.21
			MUL	8000.00	8095.00	8095.00	-1.17	-1.17
			KAR	8500.00	8500.00	8500.00	0.00	0.00
			HYD	8000.00	7000.00	7000.00	14.29	14.29
2662002.	LATHA PRESIDENT SUP. QLTY.	40 MTR.	LAH	3450.00	3450.00	3450.00	0.00	0.00
			MUL	7000.00	7140.00	7140.00	-1.96	-1.96
			KAR	3682.50	3682.50	3682.50	0.00	0.00
2662003.	LATHA MAST QALANDER SUP. QLTY.	40 MTR.	MUL	5200.00	5200.00	4920.00	0.00	5.69
			KAR	2810.00	2810.00	2810.00	0.00	0.00
2662004.	LATHA MUGHAL-E-AZAM SUP. QLTY.	40 MTR.	LAH	3650.00	3650.00	3650.00	0.00	0.00
			FAS	5650.00	5650.00	5650.00	0.00	0.00
			RAW	5525.00	5525.00	5375.00	0.00	2.79
			MUL	5920.00	5920.00	5880.00	0.00	0.68
			KAR	5300.00	5300.00	5300.00	0.00	0.00
			HYD	7000.00	6000.00	6000.00	16.67	16.67
055. Other Fabrics								
2669001.	LAWN AVG. QLTY.	MTR.	LAH	75.75	75.75	75.50	0.00	0.33
			FAS	92.50	92.50	92.50	0.00	0.00
			RAW	122.50	122.50	117.50	0.00	4.26
			MUL	125.00	125.00	125.00	0.00	0.00
			KAR	130.00	130.00	125.00	0.00	4.00
			HYD	140.00	120.00	100.00	16.67	40.00
			SKR	80.00	70.00	70.00	14.29	14.29
			QTA	130.00	130.00	130.00	0.00	0.00
2669002.	LAWN SUP. QLTY.	MTR.	LAH	177.50	177.50	177.50	0.00	0.00
			FAS	230.00	230.00	230.00	0.00	0.00
			RAW	225.00	225.00	205.00	0.00	9.76
			MUL	180.00	180.00	190.00	0.00	-5.26
			KAR	275.00	250.00	240.00	10.00	14.58
			QTA	152.50	152.50	152.50	0.00	0.00
2669003.	GREY CLOTH 52"	MTR.	LAH	45.00	45.00	45.00	0.00	0.00
			FAS	62.50	62.50	62.50	0.00	0.00
			RAW	41.00	41.00	41.00	0.00	0.00
			MUL	117.50	117.50	117.50	0.00	0.00
			KAR	69.50	69.50	69.50	0.00	0.00
			LRK	105.00	105.00	105.00	0.00	0.00
2669004.	GREY CLOTH 98"	MTR.	LAH	76.50	76.50	76.50	0.00	0.00
			FAS	122.50	122.50	122.50	0.00	0.00
			KAR	130.00	130.00	130.00	0.00	0.00
2669005.	DRILL DYED	MTR.	LAH	75.50	75.50	75.50	0.00	0.00

Contd.

7.10 Intercity Wholesale Prices of Selected Commodities

Group/Commodity/Item Specification			Unit	City	Prices (Rs.)			% Change in Apr., 2016 Over	
					Apr.,2016	Mar., 2016	Apr., 2015	Mar., 2016	Apr., 2015
				FAS	105.00	105.00	105.00	0.00	0.00
				RAW	32.50	32.50	32.50	0.00	0.00
				KAR	141.00	141.00	112.50	0.00	25.33
				QTA	68.00	68.00	68.00	0.00	0.00
056. Silk & Reyon Fabrics									
	2679001.	KT. SHIRTING AL-KARAM SUP. QLTY.	MTR.	LAH	82.50	82.50	82.50	0.00	0.00
				RAW	132.50	132.50	127.50	0.00	3.92
				KAR	135.00	135.00	125.00	0.00	8.00
	2679002.	KT. SHIRTING TOYOBO SUP. QLTY.	MTR.	FAS	212.50	212.50	212.50	0.00	0.00
				RAW	132.50	132.50	127.50	0.00	3.92
				MUL	85.00	85.00	85.00	0.00	0.00
				KAR	92.50	92.50	87.50	0.00	5.71
				QTA	73.00	73.00	73.00	0.00	0.00
	2679003.	WOOLY FLAT	MTR.	LAH	47.50	47.50	47.50	0.00	0.00
				KAR	39.00	39.00	39.00	0.00	0.00
				QTA	62.50	62.50	62.50	0.00	0.00
	2679004.	SILK AVG. QLTY.	MTR.	LAH	59.00	59.00	59.00	0.00	0.00
				RAW	57.50	57.50	47.50	0.00	21.05
				MUL	95.00	95.00	95.00	0.00	0.00
				KAR	41.00	41.00	41.00	0.00	0.00
				SKR	45.00	35.00	35.00	28.57	28.57
				QTA	55.00	55.00	55.00	0.00	0.00
	2679005.	SILK SUP. QLTY.	MTR.	LAH	85.50	85.50	85.50	0.00	0.00
				FAS	237.50	237.50	237.50	0.00	0.00
				RAW	95.00	95.00	77.50	0.00	22.58
				QTA	75.00	75.00	75.00	0.00	0.00
	2679006.	LINEN STAR MILL KARACHI	MTR.	LAH	116.50	116.50	116.50	0.00	0.00
				KAR	130.00	130.00	107.50	0.00	20.93
				QTA	100.00	92.00	92.00	8.70	8.70
057. Towels									
	2684001.	TOWEL MED SIZE AVG. QLTY.	DOZ.	LAH	1725.00	1725.00	1725.00	0.00	0.00
				FAS	1650.00	1650.00	1650.00	0.00	0.00
				KSR	1725.00	1725.00	1725.00	0.00	0.00
				KAR	2300.00	2300.00	2220.00	0.00	3.60
				SKR	2040.00	2040.00	2040.00	0.00	0.00
				PSH	2400.00	2400.00	2400.00	0.00	0.00
				QTA	1620.00	1620.00	1620.00	0.00	0.00
058. Blankets									
	2711001.	BLANKET MOONLITE SINGLE	EACH	LAH	2400.00	2400.00	2400.00	0.00	0.00
				RAW	2975.00	2975.00	2975.00	0.00	0.00
				KAR	2437.50	2437.50	2150.00	0.00	13.37
	2711002.	BLANKET MOONLITE DOUBLE	EACH	LAH	3000.00	3000.00	3000.00	0.00	0.00
				RAW	3325.00	3325.00	3325.00	0.00	0.00
				KAR	2900.00	2900.00	2650.00	0.00	9.43
059. Bed Sheets									
	2712001.	BED SHEET COTTON SINGLE AVG. QLTY.	DOZ.	LAH	3250.00	3250.00	3250.00	0.00	0.00
				FAS	4300.00	4300.00	4300.00	0.00	0.00
				KAR	4350.00	4350.00	4350.00	0.00	0.00
				SKR	3960.00	3960.00	3960.00	0.00	0.00
				PSH	4800.00	4800.00	4800.00	0.00	0.00
				QTA	3600.00	3600.00	3600.00	0.00	0.00
	2712002.	BED SHEET COTTON DOUBLE AVG. QLTY.	DOZ.	LAH	5650.00	5650.00	5650.00	0.00	0.00
				FAS	4900.00	4900.00	4900.00	0.00	0.00
				KAR	6750.00	6750.00	6750.00	0.00	0.00
				SKR	7800.00	7800.00	7800.00	0.00	0.00
				PSH	9600.00	9600.00	9600.00	0.00	0.00
				QTA	4250.00	4250.00	4250.00	0.00	0.00
060. Quilts									
	2718001.	READY MADE QUILT	EACH	LAH	950.00	950.00	875.00	0.00	8.57
				RAW	775.00	775.00	775.00	0.00	0.00

Contd.

7.10 Intercity Wholesale Prices of Selected Commodities

Group/Commodity/Item Specification			Unit	City	Prices (Rs.)			% Change in Apr., 2016 Over	
					Apr.,2016	Mar., 2016	Apr., 2015	Mar., 2016	Apr., 2015
				KAR	1075.00	1075.00	1075.00	0.00	0.00
				PSH	875.00	950.00	925.00	-7.89	-5.41
				QTA	600.00	600.00	600.00	0.00	0.00
061. Woolen Carpets									
	2721001.	WOOLEN CARPET	SQ.FT.	LAH	92.50	92.50	60.00	0.00	54.17
				KAR	60.00	60.00	51.00	0.00	17.65
062. Synthetic Carpets									
	2729001.	SYNTHETIC CARPET	SQ.FT.	LAH	32.50	32.50	32.50	0.00	0.00
				RAW	24.50	24.50	24.50	0.00	0.00
				KAR	49.00	49.00	45.50	0.00	7.69
				QTA	46.50	46.50	46.50	0.00	0.00
063. Hosiery Products									
	2821001.	UNDER WEAR MED. SIZE AVG. QLTY.	DOZ.	LAH	1125.00	1125.00	1125.00	0.00	0.00
				FAS	780.00	780.00	780.00	0.00	0.00
				RAW	1875.00	1875.00	1875.00	0.00	0.00
				KAR	1000.00	1000.00	870.00	0.00	14.94
				SKR	890.00	890.00	890.00	0.00	0.00
				PSH	1440.00	1440.00	1440.00	0.00	0.00
				QTA	420.00	420.00	420.00	0.00	0.00
	2821002.	VEST (BANYAN)MED. SIZE AVG. QLTY.	DOZ.	LAH	1175.00	1175.00	1175.00	0.00	0.00
				FAS	900.00	900.00	900.00	0.00	0.00
				RAW	1875.00	1875.00	1875.00	0.00	0.00
				KAR	1030.00	1030.00	888.00	0.00	15.99
				SKR	1322.50	1322.50	1322.50	0.00	0.00
				PSH	1440.00	1440.00	1190.00	0.00	21.01
				QTA	720.00	720.00	720.00	0.00	0.00
	2821003.	SOCKS NYLON MIXED GENTS SUP. QLTY.	DOZ.	LAH	1125.00	1125.00	1125.00	0.00	0.00
				FAS	710.00	710.00	710.00	0.00	0.00
				RAW	812.50	812.50	812.50	0.00	0.00
				KAR	798.00	798.00	798.00	0.00	0.00
				SKR	860.00	860.00	860.00	0.00	0.00
				PSH	900.00	900.00	840.00	0.00	7.14
				QTA	620.00	620.00	620.00	0.00	0.00
	2821004.	SOCKS COTTON GENTS AVG. QLTY.	DOZ.	LAH	750.00	750.00	750.00	0.00	0.00
				FAS	510.00	510.00	510.00	0.00	0.00
				KAR	650.00	650.00	630.00	0.00	3.17
064. Readymade Garments									
	2823101.	PANTS GENTS (W&W) AVG. QLTY.	DOZ.	LAH	4250.00	4250.00	4250.00	0.00	0.00
				RAW	7250.00	7250.00	6950.00	0.00	4.32
				KAR	5100.00	5100.00	5100.00	0.00	0.00
	2823102.	SHORT	DOZ.	LAH	1250.00	1250.00	1250.00	0.00	0.00
				KAR	1260.00	1260.00	1260.00	0.00	0.00
				HYD	2400.00	2400.00	2000.00	0.00	20.00
	2823103.	AWAMI SUIT(W&W) AVG. QLTY.	DOZ.	LAH	9000.00	9000.00	9000.00	0.00	0.00
				RAW	12750.00	12750.00	11250.00	0.00	13.33
				KAR	6700.00	6700.00	8100.00	0.00	-17.28
				QTA	5400.00	5400.00	5400.00	0.00	0.00
	2823201.	SHIRT GENTS (W&W) AVG. QLTY.	DOZ.	LAH	3225.00	3225.00	3225.00	0.00	0.00
				RAW	4275.00	4275.00	4125.00	0.00	3.64
				KAR	4050.00	4050.00	4050.00	0.00	0.00
	2823301.	GIRL'S FROCK (W&W)	DOZ.	LAH	8750.00	8750.00	8750.00	0.00	0.00
				RAW	11100.00	11100.00	9350.00	0.00	18.72
				KAR	6740.00	6740.00	6450.00	0.00	4.50
3c) Leather Products									
065. Leather Without Hair									
	2912001.	SOLE LEATHER 5 MM GR-1	KG.	SAH	700.00	700.00	650.00	0.00	7.69
				KSR	425.00	425.00	425.00	0.00	0.00
	2912002.	SOLE LEATHER 4.5 MM GR-1	KG.	SAH	725.00	725.00	700.00	0.00	3.57
				KSR	490.00	490.00	490.00	0.00	0.00
	2912003.	SOLE LEATHER 4 MM GR-1	KG.	SAH	750.00	750.00	715.00	0.00	4.90

Contd.

7.10 Intercity Wholesale Prices of Selected Commodities

Group/Commodity/Item Specification			Unit	City	Prices (Rs.)			% Change in Apr., 2016 Over	
					Apr.,2016	Mar., 2016	Apr., 2015	Mar., 2016	Apr., 2015
				KSR	510.00	510.00	510.00	0.00	0.00
066. Other Leather N.E.C									
	2913001.	CHROME LEATHER COW ANALINE GR-I	DM.	SAH	19.37	19.37	21.52	0.00	-9.99
				KSR	20.45	20.45	21.00	0.00	-2.62
	2913002.	CHROME LEATHER COW ANALINE GR-II	DM.	SAH	18.29	18.29	20.45	0.00	-10.56
				KSR	18.22	18.22	19.00	0.00	-4.11
	2913003.	CHROME LEATHER BUFF CALF (SUP)	DM.	SAH	17.22	17.22	17.76	0.00	-3.04
				KSR	18.00	18.00	17.00	0.00	5.88
	2913004.	CHROME LEATHER BUFF CALF (B)	DM.	SAH	15.60	15.60	16.14	0.00	-3.35
				KSR	15.00	15.00	15.00	0.00	0.00
067. Footwears									
	2933001.	GENTS SHOES PAUL BATA	PAIR	LAH	818.23	818.23	818.23	0.00	0.00
	2933002.	GENTS SANDAL BATA	PAIR	LAH	572.51	572.51	572.51	0.00	0.00
	2933003.	GENTS SLATE CHAPPAL BATA	PAIR	LAH	110.08	110.08	110.08	0.00	0.00
	2933004.	LADIES SANDAL BATA (EMOZIAN)	PAIR	LAH	490.61	490.61	490.61	0.00	0.00
	2933005.	LADIES SPOUNG CHAPPAL BATA(TROPICAL	PAIR	LAH	109.52	109.52	109.52	0.00	0.00
	2933006.	CHILD SHOE POWER LIFE BATA	PAIR	LAH	400.00	350.00	285.85	14.29	39.93
	2933007.	GENTS SHOES ART 1109 SERVIS	PAIR	LAH	477.00	477.00	477.00	0.00	0.00
	2933008.	CHEETAH 50 SIZE 3.5	PAIR	LAH	1091.00	1091.00	679.00	0.00	60.68
	2933009.	SERVIS SHOES WOMEN	PAIR	LAH	370.00	370.00	370.00	0.00	0.00
	2933010.	SERVIS SHOES CHILDREN	PAIR	LAH	257.00	257.00	257.00	0.00	0.00
4. Other Transportable Goods									
068. Timber									
	3131001.	TIMBER SHEESHAM	CMT.	LAH	62682.50	62682.50	59151.00	0.00	5.97
				RAW	69746.50	69746.50	64449.50	0.00	8.22
				KAR	59000.00	59000.00	51965.00	0.00	13.54
				PSH	52965.00	52965.00	42378.00	0.00	24.98
				QTA	55582.00	55582.00	55582.00	0.00	0.00
	3131002.	TIMBER KERUING PINE WOOD	CMT.	RAW	64449.00	64449.00	62683.50	0.00	2.82
				KAR	59000.00	59000.00	53412.50	0.00	10.46
	3131003.	TIMBER PERTAL	CMT.	LAH	41494.00	41494.00	38845.50	0.00	6.82
				RAW	52089.00	52089.00	48558.00	0.00	7.27
				KAR	43000.00	43000.00	38404.00	0.00	11.97
				PSH	56496.00	56496.00	52372.00	0.00	7.87
				QTA	31050.00	31050.00	31050.00	0.00	0.00
	3131004.	TIMBER CHIR	CMT.	LAH	36197.00	36197.00	32665.50	0.00	10.81
				RAW	46792.00	46792.00	43260.50	0.00	8.16
				KAR	34500.00	34500.00	30458.00	0.00	13.27
	3131005.	TIMBER DEODAR	CMT.	RAW	104178.50	104178.50	97998.00	0.00	6.31
				KAR	112500.00	112500.00	97996.50	0.00	14.80
				PSH	105930.00	105930.00	95358.00	0.00	11.09
				QTA	88000.00	88000.00	88000.00	0.00	0.00
	3131006.	TIMBER TEAK WOOD	CMT.	LAH	147436.00	147436.00	143021.50	0.00	3.09
				KAR	155000.00	155000.00	115653.00	0.00	34.02
069. Printing Paper									
	3212901.	OFFSET PAPER FLYING FINISH	KG.	KAR	75.00	75.00	75.00	0.00	0.00
	3212902.	ART PAPER "LEYKAM"/CHINA	KG.	KAR	115.00	115.00	115.00	0.00	0.00
	3212903.	PRINTING PAPER ROYAL CENTURY	KG.	KAR	90.00	90.00	90.00	0.00	0.00
	3212904.	PHOTOSTAT PAPER 210X297 A-4(80GM)	KG.	KAR	345.00	345.00	368.33	0.00	-6.33
070. Hard Board									
	3213301.	KRAFT LINES BOARD (BRAZIL-125)	KG.	KAR	95.00	95.00	95.00	0.00	0.00
071. Coke									
	3310001.	COKE	MT.	KAR	60000.00	60000.00	60000.00	0.00	0.00
072. Motor Spirit									
	3331001.	MOTOR SPRIT 87 RON	LTR.	KAR	64.21	62.71	74.23	2.39	-13.50
073. Diesel Oil									
	3333001.	DIESEL OIL LIGHT SPEED (BULK)	LTR.	KAR	37.90	37.90	57.87	0.00	-34.51
	3333002.	DIESEL OIL HIGH SPEED(BULK)	LTR.	KAR	72.46	71.06	83.55	1.97	-13.27
074. Kerosine Oil									
	3334001.	KEROSINE OIL	LTR.	KAR	43.11	43.11	67.01	0.00	-35.67

Contd.

7.10 Intercity Wholesale Prices of Selected Commodities

Group/Commodity/Item Specification			Unit	City	Prices (Rs.)			% Change in Apr., 2016 Over	
					Apr.,2016	Mar., 2016	Apr., 2015	Mar., 2016	Apr., 2015
075. Furnace Oil									
	3337001.	HIGH SULPHER FURNACE OIL(HSFO)	MT.	KAR	21286.50	18687.50	34411.50	13.91	-38.14
076. Mobil Oil									
	3338001.	HAVOLINE MOBIL OIL PETROL ENGN.	4 LTR.	FAS	1950.00	1950.00	1950.00	0.00	0.00
				RAW	1962.50	1962.50	1937.50	0.00	1.29
				MUL	1622.50	1622.50	1780.00	0.00	-8.85
				GJT	1790.00	1790.00	1790.00	0.00	0.00
				KAR	2000.00	2000.00	2157.00	0.00	-7.28
				PSH	1700.00	1700.00	1640.00	0.00	3.66
				QTA	1670.00	1670.00	1670.00	0.00	0.00
	3338002.	HAVOLINE MOBIL OIL CNG ENGN.	4 LTR.	FAS	1600.00	1600.00	1600.00	0.00	0.00
				RAW	1937.50	1937.50	1912.50	0.00	1.31
				MUL	1562.50	1562.50	1830.00	0.00	-14.62
				GJT	1790.00	1790.00	1835.00	0.00	-2.45
				KAR	1750.00	1750.00	1833.00	0.00	-4.53
				PSH	1700.00	1700.00	1680.00	0.00	1.19
				QTA	1725.00	1725.00	1725.00	0.00	0.00
077. Chemicals									
	3414001.	STEARIC ACID	LB.	LAH	122.50	122.50	155.00	0.00	-20.97
				KAR	80.50	82.00	102.50	-1.83	-21.46
	3414002.	ACETIC ACID	LB.	LAH	80.00	80.00	100.00	0.00	-20.00
				KAR	37.00	35.50	59.00	4.23	-37.29
				PSH	49.00	49.00	50.00	0.00	-2.00
	3414003.	TARTARIC POWDER	50 KG.	LAH	17500.00	17500.00	18500.00	0.00	-5.41
				KAR	3700.00	3700.00	11000.00	0.00	-66.36
	3414004.	CITRIC ACID	50 KG.	LAH	5700.00	5700.00	6000.00	0.00	-5.00
				KAR	4665.00	4665.00	6125.00	0.00	-23.84
				PSH	5600.00	5600.00	5700.00	0.00	-1.75
	3414005.	CHINA CLAY	M.T.	KAR	45000.00	45000.00	52000.00	0.00	-13.46
	3414006.	BLEACHING POWDER	50 KG.	LAH	2600.00	2600.00	2600.00	0.00	0.00
				KSR	2675.00	2675.00	2675.00	0.00	0.00
				KAR	2750.00	2750.00	2275.00	0.00	20.88
				PSH	3000.00	3000.00	2700.00	0.00	11.11
	3414007.	GLUCOSE POWDER	50 KG.	LAH	4800.00	4800.00	5000.00	0.00	-4.00
				KAR	4225.00	3950.00	5375.00	6.96	-21.40
				PSH	5200.00	5200.00	5200.00	0.00	0.00
	3422001.	ZINC OXIDE	50 KG.	LAH	21000.00	21000.00	20000.00	0.00	5.00
				PSH	15000.00	15000.00	17500.00	0.00	-14.29
	3423101.	CAUSTIC SODA	50 KG.	LAH	3700.00	3700.00	3700.00	0.00	0.00
				KSR	3725.00	3725.00	3725.00	0.00	0.00
				KAR	3925.00	4000.00	3800.00	-1.88	3.29
				PSH	4000.00	4000.00	4000.00	0.00	0.00
	3423102.	SULPHURIC ACID	100 KG.	LAH	2500.00	2500.00	2500.00	0.00	0.00
				KAR	2245.00	2245.00	2300.00	0.00	-2.39
				PSH	2000.00	2000.00	2000.00	0.00	0.00
	3423103.	MERCURY	KG.	LAH	12500.00	12500.00	13000.00	0.00	-3.85
				KAR	8200.00	9000.00	14000.00	-8.89	-41.43
				PSH	9000.00	9000.00	11000.00	0.00	-18.18
	3424001.	SODA ASH LIGHT 80 KG. BAG	BAG	LAH	3360.00	3360.00	3500.00	0.00	-4.00
				KSR	3425.00	3425.00	3550.00	0.00	-3.52
				KAR	1975.00	1975.00	3360.00	0.00	-41.22
				PSH	3360.00	3360.00	3360.00	0.00	0.00
	3424002.	SODIUM BI- CARBONATE.	50 KG.	LAH	2450.00	2450.00	2500.00	0.00	-2.00
				KAR	2160.00	2160.00	2500.00	0.00	-13.60
				PSH	2400.00	2400.00	2400.00	0.00	0.00
	3424003.	SALT EPSUM	100 KG.	LAH	1400.00	1400.00	1500.00	0.00	-6.67
				KAR	1980.00	1980.00	1600.00	0.00	23.75
				PSH	2200.00	2200.00	2600.00	0.00	-15.38
078. Dyeing Material									
	3431001.	DYES RED B-BASE	LB.	KAR	270.00	270.00	270.00	0.00	0.00

Contd.

7.10 Intercity Wholesale Prices of Selected Commodities

Group/Commodity/Item Specification		Unit	City	Prices (Rs.)			% Change in Apr., 2016 Over	
				Apr.,2016	Mar., 2016	Apr., 2015	Mar., 2016	Apr., 2015
3431002.	DYES ORITEX JAPAN RED HR-2.	LB.	KAR	225.00	225.00	225.00	0.00	0.00
3431003.	DYED REACTIVE VIOLET H-3R	LB.	KAR	250.00	250.00	250.00	0.00	0.00
079. Fertilizers								
3461101.	SONA UREA	MT.	LAH	36600.00	37500.00	37000.00	-2.40	-1.08
			FAS	37000.00	37200.00	38000.00	-0.54	-2.63
			MUL	36000.00	36000.00	37000.00	0.00	-2.70
			PSH	36600.00	36600.00	37600.00	0.00	-2.66
3461102.	KISAN UREA	MT.	LAH	36600.00	37500.00	37000.00	-2.40	-1.08
			FAS	36000.00	37000.00	37200.00	-2.70	-3.23
			MUL	34800.00	35200.00	36000.00	-1.14	-3.33
			GUJ	34400.00	34400.00	35000.00	0.00	-1.71
			PSH	36000.00	36000.00	36800.00	0.00	-2.17
3461401.	CALCIUM AMMONIUM NITRATE	MT.	LAH	31000.00	31500.00	32500.00	-1.59	-4.62
			FAS	30000.00	32000.00	33000.00	-6.25	-9.09
			MUL	28800.00	29000.00	30600.00	-0.69	-5.88
			GUJ	34400.00	34400.00	32000.00	0.00	7.50
			PSH	31000.00	31000.00	31000.00	0.00	0.00
3462101.	SINGLE SUPPER PHOSPHATE (GR) 18PC	MT.	LAH	18600.00	19500.00	20000.00	-4.62	-7.00
			FAS	18000.00	18000.00	19000.00	0.00	-5.26
			MUL	15600.00	16000.00	18600.00	-2.50	-16.13
			GUJ	18000.00	18000.00	19000.00	0.00	-5.26
			PSH	18000.00	18000.00	19600.00	0.00	-8.16
3462102.	SINGLE SUPER PHOSPHATE (PD) 18PC	MT.	LAH	21000.00	21000.00	21000.00	0.00	0.00
			FAS	21950.00	21950.00	21950.00	0.00	0.00
			MUL	21900.00	21900.00	21900.00	0.00	0.00
			GUJ	22000.00	22000.00	22000.00	0.00	0.00
			PSH	25100.00	25100.00	25100.00	0.00	0.00
3462103.	TRIPLE SUPER PHOSPHATE (GR)	MT.	LAH	61750.00	61750.00	61750.00	0.00	0.00
			FAS	61850.00	61850.00	61850.00	0.00	0.00
			MUL	62050.00	62050.00	62050.00	0.00	0.00
			GUJ	66000.00	66000.00	66000.00	0.00	0.00
			PSH	60000.00	60000.00	60000.00	0.00	0.00
3463201.	SULPHATE OF POTASH	MT.	LAH	101000.00	101000.00	103000.00	0.00	-1.94
			MUL	83600.00	83600.00	83600.00	0.00	0.00
			KSR	101000.00	101000.00	103000.00	0.00	-1.94
3464101.	NITRO PHOSPHATE	MT.	LAH	46000.00	48000.00	50500.00	-4.17	-8.91
			FAS	42000.00	42000.00	52000.00	0.00	-19.23
			MUL	39600.00	39600.00	50600.00	0.00	-21.74
			GUJ	46000.00	46000.00	54000.00	0.00	-14.81
			PSH	42000.00	42000.00	52000.00	0.00	-19.23
3464201.	DIA-AMMONIUM PHOSPHATE	MT.	LAH	63000.00	66000.00	75000.00	-4.55	-16.00
			FAS	58000.00	57200.00	74000.00	1.40	-21.62
			MUL	57600.00	58600.00	73000.00	-1.71	-21.10
			GUJ	67000.00	67000.00	75000.00	0.00	-10.67
			PSH	61000.00	61000.00	74000.00	0.00	-17.57
3464401.	NITROGEN PHOSPHATE AND POTACIUM(NPK	MT.	LAH	57000.00	59000.00	62000.00	-3.39	-8.06
			GUJ	50000.00	50000.00	62000.00	0.00	-19.35
			SAR	52600.00	52200.00	59500.00	0.77	-11.60
			HYD	61680.00	61680.00	61680.00	0.00	0.00
080. Pesticides								
3466101.	THIODAN 35 EC(AGRICULTURE) 1 LTR	BOTTLE	LAH	750.00	750.00	580.00	0.00	29.31
			FAS	1050.00	1050.00	1050.00	0.00	0.00
			MUL	1200.00	1200.00	1200.00	0.00	0.00
			SAR	875.00	875.00	875.00	0.00	0.00
			GJT	500.00	500.00	500.00	0.00	0.00
			HYD	750.00	750.00	750.00	0.00	0.00
			MPK	600.00	600.00	600.00	0.00	0.00
3466102.	DURSBAN TC(TERMITICIDE CONC.)	BOTTLE	LAH	2000.00	2000.00	1050.00	0.00	90.48
			FAS	1265.00	1265.00	1265.00	0.00	0.00
			MUL	1550.00	1550.00	1550.00	0.00	0.00

Contd.

7.10 Intercity Wholesale Prices of Selected Commodities

Group/Commodity/Item Specification		Unit	City	Prices (Rs.)			% Change in Apr., 2016 Over	
				Apr.,2016	Mar., 2016	Apr., 2015	Mar., 2016	Apr., 2015
			SAR	1100.00	1100.00	1000.00	0.00	10.00
3466103.	SARSABZ (VEGETABLES) 1 LTR.	BOTTLE	LAH	250.00	250.00	210.00	0.00	19.05
			FAS	360.00	360.00	360.00	0.00	0.00
			MUL	700.00	700.00	600.00	0.00	16.67
			SAR	300.00	300.00	250.00	0.00	20.00
			GJT	500.00	500.00	500.00	0.00	0.00
3466104.	MALATHION (ALL ANIMALS) 1 LTR.	BOTTLE	LAH	800.00	800.00	800.00	0.00	0.00
			FAS	1300.00	1300.00	1300.00	0.00	0.00
			GUJ	1100.00	1100.00	1100.00	0.00	0.00
			GJT	1200.00	1200.00	1200.00	0.00	0.00
081. Insecticides								
3471001.	L-D POLYTHYLENE	LB.	KAR	78.00	76.06	88.00	2.55	-11.36
3473001.	POLYSTRENE GP.	55 LB.	KAR	4721.25	4650.00	4750.00	1.53	-0.61
082. Paints & Varnishes								
3511001.	SYN CLEAR VARNISH (BUXLYS)	3 LTR.	LAH	1062.00	1062.00	1050.00	0.00	1.14
			KAR	1225.00	1225.00	1225.00	0.00	0.00
3511002.	SYN CLEAR VARNISH (BERGER)	3 LTR.	LAH	1215.00	1215.00	1150.00	0.00	5.65
			KAR	1375.00	1375.00	1375.00	0.00	0.00
3511003.	SYN ENAMEL VIP (BERGER)	3.6 LTR	LAH	1860.00	1860.00	1700.00	0.00	9.41
			RAW	1337.50	1337.50	1337.50	0.00	0.00
			KAR	1650.00	1650.00	1650.00	0.00	0.00
3511004.	SYN ENAMEL 413 (BUXLYS)	3.6 LTR	LAH	1380.00	1380.00	1370.00	0.00	0.73
			RAW	1330.00	1330.00	1330.00	0.00	0.00
			KAR	1650.00	1650.00	1650.00	0.00	0.00
3511005.	VIP PLASTIC EMULSION (BERGER)	4 LTR.	LAH	1836.00	1836.00	1750.00	0.00	4.91
			RAW	1555.00	1555.00	1555.00	0.00	0.00
			KAR	1500.00	1500.00	1500.00	0.00	0.00
3511006.	PLASTIC BOUND DISTEMPER(BUXLYS)	6 KG.	LAH	1210.00	1210.00	1210.00	0.00	0.00
			RAW	975.00	975.00	975.00	0.00	0.00
			KAR	975.00	975.00	975.00	0.00	0.00
3511007.	ICI PLASTIC EMULSION	4 LTR	LAH	1940.00	1940.00	1800.00	0.00	7.78
			RAW	1690.00	1690.00	1690.00	0.00	0.00
			KAR	1750.00	1750.00	1750.00	0.00	0.00
083. Medicines								
3526001.	PANADOL TAB. (200)	PACKET	LAH	162.00	162.00	153.00	0.00	5.88
			RAW	195.50	195.50	165.00	0.00	18.48
			MUL	204.00	204.00	153.00	0.00	33.33
			KAR	205.00	205.00	165.00	0.00	24.24
			MPK	153.00	153.00	153.00	0.00	0.00
			PSH	210.00	180.00	160.00	16.67	31.25
			QTA	200.00	200.00	180.00	0.00	11.11
3526002.	DISPRIN TAB. (600)	PACKET	LAH	555.00	555.00	525.00	0.00	5.71
			RAW	595.00	595.00	372.50	0.00	59.73
			MUL	638.00	638.00	510.00	0.00	25.10
			KAR	638.00	638.00	459.00	0.00	39.00
			MPK	550.00	550.00	360.00	0.00	52.78
			PSH	510.00	510.00	516.00	0.00	-1.16
			QTA	600.00	550.00	440.00	9.09	36.36
3526003.	FLAGYL TAB. (200)	PACKET	LAH	278.00	278.00	170.00	0.00	63.53
			RAW	255.00	255.00	255.00	0.00	0.00
			MUL	267.83	267.83	270.00	0.00	-0.80
			KAR	268.00	268.00	260.00	0.00	3.08
			MPK	260.00	260.00	260.00	0.00	0.00
			PSH	271.00	271.00	283.00	0.00	-4.24
			QTA	180.00	180.00	180.00	0.00	0.00
3526004.	VENTOLIN TAB.(100)	PACKET	LAH	87.00	87.00	82.00	0.00	6.10
			RAW	85.00	85.00	85.00	0.00	0.00
			MUL	121.00	121.00	121.00	0.00	0.00
			KAR	86.53	86.53	86.53	0.00	0.00
			MPK	73.20	73.20	73.20	0.00	0.00

Contd.

7.10 Intercity Wholesale Prices of Selected Commodities

Group/Commodity/Item Specification	Unit	City	Prices (Rs.)			% Change in Apr., 2016 Over	
			Apr.,2016	Mar., 2016	Apr., 2015	Mar., 2016	Apr., 2015
		PSH	85.00	85.00	72.00	0.00	18.06
		QTA	90.00	90.00	80.00	0.00	12.50
3526005. DAONIL TAB. (60)	PACKET	LAH	82.00	82.00	75.12	0.00	9.16
		RAW	86.50	86.50	86.50	0.00	0.00
		MUL	86.31	86.31	86.31	0.00	0.00
		KAR	88.00	88.00	88.00	0.00	0.00
		MPK	80.00	80.00	76.00	0.00	5.26
		PSH	88.00	88.00	90.00	0.00	-2.22
		QTA	90.00	90.00	90.00	0.00	0.00
3526006. ENTOX TAB. (100)	PACKET	LAH	87.50	87.50	87.50	0.00	0.00
		RAW	73.00	73.00	73.00	0.00	0.00
		MUL	85.00	85.00	85.00	0.00	0.00
		KAR	100.00	100.00	100.00	0.00	0.00
		MPK	85.00	85.00	85.00	0.00	0.00
		PSH	87.00	87.00	100.00	0.00	-13.00
		QTA	85.00	85.00	85.00	0.00	0.00
3526007. CALCIUM TAB. 1000 SANDOZ	06 BOTT	LAH	642.00	642.00	622.00	0.00	3.22
		RAW	620.00	620.00	620.00	0.00	0.00
		MUL	622.20	622.20	622.20	0.00	0.00
		KAR	660.00	660.00	660.00	0.00	0.00
		MPK	520.00	520.00	520.00	0.00	0.00
		PSH	630.00	630.00	630.00	0.00	0.00
		QTA	636.00	636.00	636.00	0.00	0.00
3526008. RENITEC TAB. 5 MG. (20)	PACKET	LAH	87.56	87.56	87.56	0.00	0.00
		RAW	99.50	99.50	99.50	0.00	0.00
		MUL	99.45	99.45	99.45	0.00	0.00
		KAR	100.00	100.00	100.00	0.00	0.00
		MPK	88.00	88.00	88.00	0.00	0.00
		PSH	101.00	101.00	105.30	0.00	-4.08
		QTA	102.00	102.00	102.00	0.00	0.00
3526009. CARMINA (150 TABLETS)	06 BOTT	LAH	190.00	190.00	150.00	0.00	26.67
		RAW	175.00	130.00	120.00	34.62	45.83
		MUL	186.00	186.00	153.00	0.00	21.57
		KAR	180.00	180.00	180.00	0.00	0.00
		PSH	170.00	170.00	170.00	0.00	0.00
3526010. SUALIN (250 TAB.) STRIP	EACH	LAH	105.00	90.00	68.75	16.67	52.73
		RAW	115.00	90.00	78.00	27.78	47.44
		KAR	132.00	132.00	132.00	0.00	0.00
		PSH	130.00	130.00	150.00	0.00	-13.33
3526011. SANCOS SYRUP 60 MG.	06 BOTT	LAH	288.00	288.00	331.50	0.00	-13.12
		RAW	142.50	142.50	142.50	0.00	0.00
		MUL	280.50	280.50	280.50	0.00	0.00
		KAR	160.00	160.00	160.00	0.00	0.00
		MPK	285.00	285.00	285.00	0.00	0.00
		PSH	300.00	300.00	300.00	0.00	0.00
		QTA	287.00	287.00	287.00	0.00	0.00
3526012. PHENRGONE SYRUP 120 MG	06 BOTT	LAH	179.66	179.66	179.66	0.00	0.00
		RAW	168.00	168.00	168.00	0.00	0.00
		MUL	168.30	168.30	168.30	0.00	0.00
		KAR	198.00	198.00	198.00	0.00	0.00
		MPK	170.00	170.00	170.00	0.00	0.00
		PSH	174.00	174.00	174.00	0.00	0.00
		QTA	192.00	195.00	195.00	-1.54	-1.54
3526013. CALPOL SYRUP	06 BOTT	LAH	135.00	135.00	135.00	0.00	0.00
		RAW	143.00	143.00	143.00	0.00	0.00
		MUL	127.50	127.50	127.50	0.00	0.00
		KAR	150.00	150.00	150.00	0.00	0.00
		MPK	214.20	214.20	214.20	0.00	0.00
		PSH	144.48	144.48	144.48	0.00	0.00
		QTA	126.00	126.00	125.00	0.00	0.80

Contd.

7.10 Intercity Wholesale Prices of Selected Commodities

Group/Commodity/Item Specification	Unit	City	Prices (Rs.)			% Change in Apr., 2016 Over	
			Apr.,2016	Mar., 2016	Apr., 2015	Mar., 2016	Apr., 2015
3526014. HYDERLIN SYRUP	06 BOTT	LAH	340.00	340.00	300.90	0.00	12.99
		RAW	327.50	327.50	327.50	0.00	0.00
		MUL	316.20	316.20	316.20	0.00	0.00
		KAR	332.00	332.00	312.00	0.00	6.41
		MPK	372.00	372.00	312.00	0.00	19.23
		PSH	306.00	306.00	342.00	0.00	-10.53
		QTA	378.00	378.00	378.00	0.00	0.00
3526015. SAFI HAMDARD 100 ML	06 BOTT	LAH	228.00	228.00	228.00	0.00	0.00
		RAW	255.00	242.50	216.00	5.15	18.06
		MUL	210.00	210.00	210.00	0.00	0.00
		KAR	306.00	306.00	276.00	0.00	10.87
		PSH	270.00	270.00	240.00	0.00	12.50
		QTA	193.00	193.00	193.00	0.00	0.00
3526016. HONEY TUBE (HAMDARD)	06 TUBE	LAH	540.00	540.00	540.00	0.00	0.00
		KAR	552.00	552.00	552.00	0.00	0.00
		MPK	516.00	516.00	516.00	0.00	0.00
		PSH	480.00	480.00	480.00	0.00	0.00
		QTA	582.00	582.00	582.00	0.00	0.00
3526017. BETNOVATE-N OINTMENT	06 TUBE	LAH	170.00	170.00	153.12	0.00	11.02
		RAW	166.50	165.00	148.00	0.91	12.50
		MUL	170.04	170.04	170.04	0.00	0.00
		KAR	168.00	168.00	168.00	0.00	0.00
		MPK	186.00	186.00	156.00	0.00	19.23
		PSH	174.00	174.00	150.00	0.00	16.00
		QTA	186.00	186.00	162.00	0.00	14.81
3526018. BURNOL	06 TUBE	LAH	85.08	85.08	85.08	0.00	0.00
		RAW	82.00	82.00	82.00	0.00	0.00
		MUL	82.00	82.00	82.00	0.00	0.00
		KAR	96.00	96.00	96.00	0.00	0.00
		MPK	81.60	81.60	81.60	0.00	0.00
		PSH	87.00	87.00	87.00	0.00	0.00
		QTA	81.00	81.00	81.00	0.00	0.00
3526019. O.R.S.FLAVOURED (SEARLE)	DOZEN	LAH	180.00	180.00	180.00	0.00	0.00
		RAW	183.50	183.50	183.50	0.00	0.00
		MUL	173.40	173.40	173.40	0.00	0.00
		KAR	174.00	174.00	174.00	0.00	0.00
		PSH	154.30	154.30	154.80	0.00	-0.32
		QTA	156.00	156.00	156.00	0.00	0.00
3526020. JOSHANDA HAMDARD	DOZEN	LAH	240.00	240.00	276.00	0.00	-13.04
		MUL	216.00	216.00	216.00	0.00	0.00
		KAR	264.00	264.00	264.00	0.00	0.00
		MPK	123.84	123.84	123.84	0.00	0.00
		PSH	82.00	82.00	82.00	0.00	0.00
		QTA	221.00	221.00	221.00	0.00	0.00
3526021. COTTON BANDAGE 2" SIZE	06 NO.S	LAH	39.00	39.00	39.00	0.00	0.00
		RAW	48.00	48.00	48.00	0.00	0.00
		MUL	24.00	24.00	24.00	0.00	0.00
		KAR	30.00	30.00	30.00	0.00	0.00
		MPK	54.00	54.00	54.00	0.00	0.00
		PSH	42.50	42.50	22.00	0.00	93.18
084. Soaps & Detergents							
3532101. LIFE BOUY SOAP (125 GM.)	DOZ.	LAH	416.00	416.00	401.00	0.00	3.74
		RAW	372.50	372.50	377.50	0.00	-1.32
		KSR	416.00	416.00	401.00	0.00	3.74
		KAR	402.50	402.50	396.00	0.00	1.64
		PSH	396.00	396.00	420.00	0.00	-5.71
		QTA	370.00	370.00	370.00	0.00	0.00
3532102. LUX-STD. (70 GM.)	DOZ.	LAH	325.00	325.00	383.00	0.00	-15.14
		RAW	327.50	327.50	361.00	0.00	-9.28
		KAR	354.00	354.00	384.00	0.00	-7.81

Contd.

7.10 Intercity Wholesale Prices of Selected Commodities

Group/Commodity/Item Specification		Unit	City	Prices (Rs.)			% Change in Apr., 2016 Over	
				Apr.,2016	Mar., 2016	Apr., 2015	Mar., 2016	Apr., 2015
			PSH	336.00	336.00	380.00	0.00	-11.58
			QTA	345.00	360.00	360.00	-4.17	-4.17
3532201.	SUPER ACTIVE SURF (130 GM.)	DOZ.	LAH	230.00	230.00	230.00	0.00	0.00
			MUL	229.16	229.16	229.16	0.00	0.00
			KAR	228.00	228.00	232.00	0.00	-1.72
			SKR	335.00	335.00	248.88	0.00	34.60
3532202.	ARIEL (100 GM)	DOZ.	LAH	230.00	230.00	230.00	0.00	0.00
			GUJ	228.00	228.00	228.00	0.00	0.00
			KAR	228.00	228.00	163.00	0.00	39.88
			MPK	180.00	180.00	180.00	0.00	0.00
3532203.	VIM DETERGENT POLY BAG (1000 G.)	DOZ.	LAH	810.00	810.00	750.00	0.00	8.00
			RAW	765.00	765.00	715.00	0.00	6.99
			KAR	828.00	828.00	640.00	0.00	29.38
			SKR	720.00	720.00	720.00	0.00	0.00
			PSH	680.00	680.00	680.00	0.00	0.00
			MNG	516.00	516.00	516.00	0.00	0.00
			QTA	624.00	624.00	624.00	0.00	0.00
3532204.	MAXIMUM POWER BRITE POLYBAG(400GM)	DOZ.	LAH	1404.00	1404.00	1404.00	0.00	0.00
			RAW	862.50	862.50	862.50	0.00	0.00
			KAR	1428.00	1224.00	1060.00	16.67	34.72
			MPK	1416.00	1416.00	1416.00	0.00	0.00
			PSH	1325.00	1325.00	1325.00	0.00	0.00
3532205.	EXPRESS DETERGENT(1000GM)	DOZ.	KAR	2100.00	2100.00	1440.00	0.00	45.83
3532206.	WASHING SOAP BETA/SUFI/GUY	DOZ.	LAH	5580.00	5580.00	5720.00	0.00	-2.45
			RAW	3775.00	3775.00	3825.00	0.00	-1.31
			KSR	5560.00	5560.00	5580.00	0.00	-0.36
			SKR	3440.00	3440.00	3440.00	0.00	0.00
			PSH	5840.00	5840.00	5840.00	0.00	0.00
3532207.	WASHING SOAP NYLON 101 CAKE	DOZ.	LAH	269.00	269.00	269.00	0.00	0.00
			RAW	237.50	237.50	237.50	0.00	0.00
			SAR	289.00	289.00	320.00	0.00	-9.69
			BNU	190.00	190.00	190.00	0.00	0.00
			QTA	300.00	300.00	300.00	0.00	0.00
3532301.	TOOTHPASTE MACLEAN'S (LARGE SIZE)	DOZ.	RAW	575.00	575.00	575.00	0.00	0.00
			KAR	1080.00	1080.00	1080.00	0.00	0.00
3532302.	TOOTHPASTE FARHAN'S (STD. SIZE)	DOZ.	KAR	492.00	492.00	492.00	0.00	0.00
3532303.	TALC SAMSOL/SWISS MISS (STD.SIZE)	DOZ.	RAW	565.00	565.00	565.00	0.00	0.00
			KAR	1092.00	1092.00	1092.00	0.00	0.00
3532304.	PONDS COLD CREAM (MED SIZE.)	DOZ.	LAH	1270.00	1270.00	1200.00	0.00	5.83
			RAW	1075.00	1075.00	1127.50	0.00	-4.66
			KAR	1194.00	1194.00	1194.00	0.00	0.00
3532305.	PONDS VANISHING CREAM (MED SIZE)	DOZ.	LAH	2450.00	2450.00	2450.00	0.00	0.00
			RAW	1075.00	1075.00	1127.50	0.00	-4.66
			KAR	1009.00	1009.00	1009.00	0.00	0.00
3532306.	ADMIRAL SHAVING CREAM (MED.SIZE)	DOZ.	LAH	720.00	720.00	660.00	0.00	9.09
			RAW	625.00	625.00	625.00	0.00	0.00
			KAR	684.00	684.00	648.00	0.00	5.56
3532307.	HAIR BRYL CREAM (MED. SIZE).	DOZ.	RAW	1125.00	1125.00	1125.00	0.00	0.00
			KAR	1140.00	1140.00	984.00	0.00	15.85
3532308.	JOHNSON'S BABY POWDER/MOTHER CARE	DOZ.	KAR	1380.00	1380.00	798.00	0.00	72.93
3532309.	SUN SILK SHAMPOO LOCAL 10 ML.	DOZ.	RAW	51.00	51.00	51.00	0.00	0.00
			KAR	55.00	55.00	55.00	0.00	0.00
085. Auto Tyres								
3611101.	AUTO TYRE GEN/SUZ/ALTO/MEHRAN	EACH	LAH	2700.00	2700.00	2700.00	0.00	0.00
			RAW	2525.00	2525.00	2875.00	0.00	-12.17
			KAR	2850.00	2850.00	2850.00	0.00	0.00
3611201.	MOTOR CYCLE TYRE YAMAHA-100	EACH	LAH	1210.00	1210.00	1280.00	0.00	-5.47
			RAW	962.50	962.50	962.50	0.00	0.00
			KAR	990.00	990.00	1200.00	0.00	-17.50
3611202.	MOTOR CYCLE TYRE HONDA CD-70	EACH	LAH	860.00	860.00	860.00	0.00	0.00

Contd.

7.10 Intercity Wholesale Prices of Selected Commodities

Group/Commodity/Item Specification		Unit	City	Prices (Rs.)			% Change in Apr., 2016 Over	
				Apr.,2016	Mar., 2016	Apr., 2015	Mar., 2016	Apr., 2015
			RAW	962.50	962.50	962.50	0.00	0.00
			KAR	1010.00	1010.00	1150.00	0.00	-12.17
3611203.	MOTOR CYCLE TYRE SUZUKI 80 CC.	EACH	LAH	960.00	960.00	960.00	0.00	0.00
			RAW	937.50	937.50	937.50	0.00	0.00
			KAR	1125.00	1125.00	1200.00	0.00	-6.25
3611204.	CYCLE TYRE SERVIS (28x1/2")	EACH	LAH	250.00	250.00	250.00	0.00	0.00
			KAR	210.00	210.00	225.00	0.00	-6.67
3611205.	CYCLE TYRE DIAMOND (28x1/2")	EACH	LAH	275.00	275.00	300.00	0.00	-8.33
			RAW	287.50	287.50	287.50	0.00	0.00
			KAR	212.50	212.50	215.00	0.00	-1.16
3611401.	AUTO TUBE GEN/SUZ/ALTO/MEHRAN	EACH	LAH	270.00	270.00	270.00	0.00	0.00
			RAW	295.00	295.00	295.00	0.00	0.00
			KAR	317.50	317.50	322.50	0.00	-1.55
3611402.	MOTOR CYCLE TUBE YAMAHA-100	EACH	LAH	185.00	185.00	185.00	0.00	0.00
			RAW	192.50	192.50	192.50	0.00	0.00
			KAR	187.50	187.50	210.00	0.00	-10.71
3611403.	MOTOR CYCLE TUBE HONDA CD-70	EACH	LAH	175.00	175.00	175.00	0.00	0.00
			RAW	192.50	192.50	192.50	0.00	0.00
			KAR	177.50	177.50	190.00	0.00	-6.58
3611404.	MOTOR CYCLE TUBE SUZUKI 80 CC.	EACH	LAH	195.00	195.00	195.00	0.00	0.00
			KAR	245.00	245.00	257.50	0.00	-4.85
3611405.	CYCLE TUBES SERVIS (28x1/2)	EACH	LAH	105.00	105.00	105.00	0.00	0.00
			KAR	132.50	132.50	132.50	0.00	0.00
3611406.	CYCLE TUBES DIAMOND (28x1/2)	EACH	LAH	110.00	110.00	115.00	0.00	-4.35
			RAW	92.50	92.50	92.50	0.00	0.00
			KAR	126.50	126.50	127.50	0.00	-0.78
086. Plastic Products								
3694001.	WATER COOLER 9 LTR.	EACH	LAH	575.00	575.00	400.00	0.00	43.75
			KAR	465.00	465.00	465.00	0.00	0.00
			PSH	380.00	380.00	450.00	0.00	-15.56
			QTA	410.00	410.00	410.00	0.00	0.00
3694002.	BUCKET MED. SIZE	EACH	LAH	300.00	300.00	300.00	0.00	0.00
			GUJ	225.00	225.00	225.00	0.00	0.00
			GJT	220.00	220.00	220.00	0.00	0.00
			KAR	312.50	312.50	270.00	0.00	15.74
			PSH	350.00	350.00	355.00	0.00	-1.41
			QTA	235.00	235.00	235.00	0.00	0.00
3694003.	DINNER SET PLASTIC 42/48/52 PIECES	EACH	LAH	1975.00	1975.00	1975.00	0.00	0.00
			RAW	4900.00	4900.00	4600.00	0.00	6.52
			MUL	3000.00	3000.00	2450.00	0.00	22.45
			KAR	2400.00	2400.00	2100.00	0.00	14.29
			PSH	2100.00	2100.00	2100.00	0.00	0.00
			MNG	3000.00	3000.00	3000.00	0.00	0.00
3694004.	HOT POT PLASTIC 3 PIECES	EACH	LAH	1225.00	1225.00	1225.00	0.00	0.00
			SKT	1000.00	1000.00	1000.00	0.00	0.00
			KAR	975.00	975.00	975.00	0.00	0.00
			PSH	1350.00	1350.00	1350.00	0.00	0.00
			QTA	1050.00	1050.00	1050.00	0.00	0.00
3694005.	THERMOS STARVAC 1 LTR.	EACH	LAH	450.00	450.00	450.00	0.00	0.00
			GUJ	400.00	400.00	500.00	0.00	-20.00
			KAR	525.00	525.00	437.50	0.00	20.00
			QTA	300.00	300.00	300.00	0.00	0.00
087. Glass sheets								
3711401.	PL. GLASS SHEET 3 MM ABOVE 1 SQ.M	SQ.MTR.	LAH	335.00	335.00	335.00	0.00	0.00
			RAW	335.00	335.00	325.00	0.00	3.08
			KAR	465.00	465.00	455.00	0.00	2.20
			PSH	425.00	425.00	425.00	0.00	0.00
3711402.	FIG.GLASS SHEET ABOVE 1 SQ.M	SQ.MTR.	LAH	247.50	247.50	247.50	0.00	0.00
			RAW	295.00	295.00	285.00	0.00	3.51
			KAR	745.00	745.00	732.50	0.00	1.71

Contd.

7.10 Intercity Wholesale Prices of Selected Commodities

Group/Commodity/Item Specification	Unit	City	Prices (Rs.)			% Change in Apr., 2016 Over	
			Apr.,2016	Mar., 2016	Apr., 2015	Mar., 2016	Apr., 2015
		PSH	968.00	968.00	968.00	0.00	0.00
088. Other Glass Articles							
3719101. JAR 4 LTR. LOCAL/FANCY/SILKY	DOZ.	RAW	887.50	887.50	887.50	0.00	0.00
		KAR	750.00	750.00	750.00	0.00	0.00
3719301. TUMBLER 200 ML. FANCY (OMROC)	DOZ.	RAW	310.00	310.00	310.00	0.00	0.00
		KAR	637.50	637.50	637.50	0.00	0.00
3719302. JUG DIAMOND 1.2 LTR. FANCY (OMROC)	DOZ.	LAH	1775.00	1775.00	1775.00	0.00	0.00
		RAW	1337.50	1337.50	1337.50	0.00	0.00
		KAR	2450.00	2450.00	2450.00	0.00	0.00
3719303. TEA CUP SAUCER WHITE	DOZ.	LAH	725.00	725.00	725.00	0.00	0.00
		RAW	887.50	887.50	887.50	0.00	0.00
		KAR	690.00	690.00	690.00	0.00	0.00
089. Ceramics & Sanitary Fixture							
3721001. EUROPEAN W/C (02/03) STD WHITE	EACH	LAH	1600.00	1600.00	1400.00	0.00	14.29
		RAW	1225.00	1225.00	1175.00	0.00	4.26
		GJT	1400.00	1400.00	1400.00	0.00	0.00
		KAR	1600.00	1600.00	1600.00	0.00	0.00
		PSH	4100.00	4100.00	4100.00	0.00	0.00
3721002. EUROPEAN W.C. (02/03)STD COLOUR	EACH	LAH	1700.00	1700.00	1500.00	0.00	13.33
		RAW	1325.00	1325.00	1275.00	0.00	3.92
		GJT	1600.00	1600.00	1600.00	0.00	0.00
		KAR	1700.00	1700.00	1650.00	0.00	3.03
3721003. ASIAN W.C. WHITE 18/22"	EACH	LAH	1850.00	1850.00	1700.00	0.00	8.82
		RAW	1325.00	1325.00	1275.00	0.00	3.92
		GJT	1200.00	1200.00	1250.00	0.00	-4.00
		KAR	1025.00	1025.00	975.00	0.00	5.13
		PSH	1050.00	1050.00	1050.00	0.00	0.00
3721004. ASIAN W.C. WHITE 15/22"	EACH	LAH	1250.00	1250.00	1150.00	0.00	8.70
		RAW	1225.00	1225.00	1187.50	0.00	3.16
		GJT	1000.00	1000.00	1050.00	0.00	-4.76
		KAR	1025.00	1025.00	925.00	0.00	10.81
		PSH	910.00	910.00	900.00	0.00	1.11
3721005. ASIAN W.C. COLOURED 18/22"	EACH	LAH	1850.00	1850.00	1700.00	0.00	8.82
		RAW	1525.00	1525.00	1475.00	0.00	3.39
		GUJ	1800.00	1800.00	1800.00	0.00	0.00
		GJT	1450.00	1450.00	1450.00	0.00	0.00
		KAR	1075.00	1075.00	1075.00	0.00	0.00
		PSH	980.00	980.00	980.00	0.00	0.00
3721006. ASIAN W.C. COLOURED 15/22"	EACH	LAH	1350.00	1350.00	1250.00	0.00	8.00
		RAW	1325.00	1325.00	1275.00	0.00	3.92
		GUJ	1700.00	1700.00	1700.00	0.00	0.00
		GJT	1250.00	1250.00	1250.00	0.00	0.00
		KAR	1025.00	1025.00	1025.00	0.00	0.00
		PSH	870.00	870.00	870.00	0.00	0.00
3721007. WASH BASIN 50 CM WHITE STD.	EACH	LAH	1450.00	1450.00	1300.00	0.00	11.54
		RAW	1325.00	1325.00	1275.00	0.00	3.92
		GJT	1350.00	1350.00	1350.00	0.00	0.00
		KAR	1200.00	1200.00	1200.00	0.00	0.00
		PSH	1850.00	1850.00	1750.00	0.00	5.71
3721008. WASH BASIN 50 CM LIGHT COLOUR	EACH	LAH	1450.00	1450.00	1300.00	0.00	11.54
		RAW	1425.00	1425.00	1375.00	0.00	3.64
		GJT	1150.00	1150.00	1150.00	0.00	0.00
		KAR	1350.00	1350.00	1350.00	0.00	0.00
		PSH	1750.00	1750.00	1550.00	0.00	12.90
3721009. SINK STAINLESS STEEL(KIT.)MED.SIZE	EACH	LAH	1850.00	1850.00	1600.00	0.00	15.63
		RAW	2475.00	2475.00	2475.00	0.00	0.00
		GUJ	1400.00	1400.00	1400.00	0.00	0.00
		KAR	1725.00	1725.00	1450.00	0.00	18.97
		PSH	1700.00	1700.00	1700.00	0.00	0.00

Contd.

7.10 Intercity Wholesale Prices of Selected Commodities

Group/Commodity/Item Specification			Unit	City	Prices (Rs.)			% Change in Apr., 2016 Over	
					Apr.,2016	Mar., 2016	Apr., 2015	Mar., 2016	Apr., 2015
090. Bricks, Blocks & Tiles									
	3732001.	BRICKS	1000	LAH	7900.00	8050.00	8000.00	-1.86	-1.25
				RAW	7450.00	7450.00	7450.00	0.00	0.00
				GJT	8000.00	8000.00	8000.00	0.00	0.00
				KSR	7950.00	7950.00	7800.00	0.00	1.92
				HYD	4800.00	4800.00	4800.00	0.00	0.00
				SKR	5000.00	5000.00	5000.00	0.00	0.00
				PSH	8200.00	8000.00	7100.00	2.50	15.49
				BNU	6425.00	5875.00	6200.00	9.36	3.63
				QTA	6250.00	6250.00	6250.00	0.00	0.00
	3732002.	CEMENT BLOCKS	1000	KAR	20500.00	20500.00	20500.00	0.00	0.00
	3732003.	TILES PLAIN WHITE 8 X 10"	SQ.MTR	LAH	675.00	675.00	525.00	0.00	28.57
				RAW	490.00	490.00	490.00	0.00	0.00
				MUL	800.00	800.00	800.00	0.00	0.00
				KAR	580.00	580.00	580.00	0.00	0.00
	3732004.	TILES PLAIN COLOURED 8 X 10"	SQ.MTR	LAH	775.00	775.00	555.00	0.00	39.64
				RAW	590.00	590.00	590.00	0.00	0.00
				MUL	850.00	850.00	825.00	0.00	3.03
				KAR	640.00	640.00	640.00	0.00	0.00
091. Cement									
	3744001.	CEMENT JAVEDAN (EX-FACTORY)	MT.	KAR	8460.00	8460.00	8460.00	0.00	0.00
	3744002.	CEMENT WHITE	MT.	LAH	18350.00	18350.00	18350.00	0.00	0.00
				RAW	19100.00	19100.00	19100.00	0.00	0.00
				KAR	18800.00	18800.00	18500.00	0.00	1.62
				SKR	20000.00	20000.00	20000.00	0.00	0.00
	3744003.	SULP. RESISTING CEMENT(JAVEDAN)	MT.	KAR	9158.00	9158.00	9158.00	0.00	0.00
	3744004.	D.G. CEMENT (EX-FACTORY)	MT	LAH	8823.00	8893.00	8948.00	-0.79	-1.40
	3744005.	LUCKY CEMENT (EX-FACTORY)	MT	KAR	10110.00	10110.00	10110.00	0.00	0.00
	3744006.	FAUJI CEMENT(EX-FACTORY)	MT	RAW	8630.00	8650.00	8690.00	-0.23	-0.69
092. Bed Foam									
	3815001.	BED FOAM	EACH	LAH	4300.00	4300.00	4000.00	0.00	7.50
				RAW	4325.00	4325.00	4325.00	0.00	0.00
				GUJ	3000.00	3000.00	3000.00	0.00	0.00
				KAR	4300.00	4300.00	2750.00	0.00	56.36
				QTA	3200.00	3200.00	3200.00	0.00	0.00
	3815002.	BED FOAM COMMANDER 6.5" X 6" X5"	EACH	LAH	6100.00	6100.00	5800.00	0.00	5.17
				FAS	6900.00	6900.00	6900.00	0.00	0.00
				RAW	6325.00	6325.00	6325.00	0.00	0.00
				GJT	7600.00	7600.00	7600.00	0.00	0.00
				KAR	6400.00	6400.00	6400.00	0.00	0.00
				HYD	5950.00	5950.00	5950.00	0.00	0.00
093. Matches									
	3899801.	MATCHES (70-75 STICKS) 10 BOXES	PACKET	LAH	9.60	9.60	9.60	0.00	0.00
				RAW	9.40	9.40	9.40	0.00	0.00
				KAR	15.00	15.00	15.00	0.00	0.00
				SKR	15.00	15.00	15.00	0.00	0.00
				PSH	18.00	18.00	10.00	0.00	80.00
5. Metal Product, Machinery & Equipment									
094. Pig Iron									
	4111101.	PIG IRON	MT.	KAR	40000.00	40000.00	40000.00	0.00	0.00
095. Steel Bar & Sheets									
	4126101.	M.S. ROUND BAR 1/4"	MT.	LAH	67500.00	67500.00	73000.00	0.00	-7.53
				RAW	65750.00	63750.00	76500.00	3.14	-14.05
				KAR	66400.00	60500.00	78000.00	9.75	-14.87
				HYD	63000.00	65000.00	71000.00	-3.08	-11.27
				PSH	68000.00	60000.00	72000.00	13.33	-5.56
				QTA	75000.00	57000.00	73000.00	31.58	2.74
	4126102.	M.S. ROUND BAR 3/8"	MT.	LAH	68000.00	68000.00	73250.00	0.00	-7.17
				RAW	65750.00	63750.00	76500.00	3.14	-14.05

Contd.

7.10 Intercity Wholesale Prices of Selected Commodities

Group/Commodity/Item Specification		Unit	City	Prices (Rs.)			% Change in Apr., 2016 Over	
				Apr.,2016	Mar., 2016	Apr., 2015	Mar., 2016	Apr., 2015
			KAR	62600.00	61000.00	76000.00	2.62	-17.63
			HYD	63000.00	65000.00	71000.00	-3.08	-11.27
			PSH	64000.00	65000.00	72500.00	-1.54	-11.72
			QTA	79000.00	61000.00	77000.00	29.51	2.60
4126103.	M.S.ROUND BAR 1/2"	MT.	LAH	66000.00	66000.00	72250.00	0.00	-8.65
			RAW	66250.00	64250.00	77250.00	3.11	-14.24
			KAR	64800.00	60200.00	75000.00	7.64	-13.60
			HYD	63000.00	65000.00	71000.00	-3.08	-11.27
			PSH	64000.00	60000.00	69800.00	6.67	-8.31
			QTA	78000.00	60000.00	76000.00	30.00	2.63
4126104.	M.S. ROUND BAR 1"	MT.	LAH	68000.00	68000.00	74500.00	0.00	-8.72
			RAW	66250.00	64250.00	77250.00	3.11	-14.24
			KAR	68000.00	62000.00	77000.00	9.68	-11.69
			PSH	68000.00	65000.00	77000.00	4.62	-11.69
4126105.	M.S.RIBBED BAR 1/2" TO 1"	MT.	LAH	69750.00	69750.00	74750.00	0.00	-6.69
			RAW	65250.00	63250.00	76250.00	3.16	-14.43
			KAR	70000.00	72500.00	78000.00	-3.45	-10.26
4126106.	M.S.RIBBED BAR 3/8"	MT.	LAH	69750.00	69750.00	74750.00	0.00	-6.69
			RAW	64250.00	62250.00	75250.00	3.21	-14.62
			KAR	75000.00	72500.00	79000.00	3.45	-5.06
4126107.	G.P.SHEET CUTTING JAPAN 24-30 BG	MT.	LAH	120000.00	120000.00	120000.00	0.00	0.00
			RAW	82250.00	82250.00	85500.00	0.00	-3.80
			KAR	86800.00	86800.00	90000.00	0.00	-3.56
			PSH	90000.00	90000.00	102000.00	0.00	-11.76
4126108.	G.S.SHEET 24 G.GALV.	MT.	LAH	130000.00	130000.00	130000.00	0.00	0.00
			RAW	82250.00	82250.00	85500.00	0.00	-3.80
			KAR	89400.00	89400.00	92000.00	0.00	-2.83
			PSH	90000.00	90000.00	105000.00	0.00	-14.29
096. Pipe Fittings								
4129201.	TEE 1/2"	DOZ.	LAH	425.00	425.00	410.00	0.00	3.66
			RAW	387.50	387.50	387.50	0.00	0.00
			KAR	384.00	384.00	372.00	0.00	3.23
			QTA	180.00	180.00	180.00	0.00	0.00
4129202.	TEE 3/4"	DOZ.	LAH	490.00	490.00	475.00	0.00	3.16
			RAW	512.50	512.50	512.50	0.00	0.00
			KAR	558.00	558.00	516.00	0.00	8.14
			QTA	360.00	360.00	360.00	0.00	0.00
4129203.	SOCKET 1/2"	DOZ.	LAH	275.00	275.00	275.00	0.00	0.00
			RAW	337.50	337.50	337.50	0.00	0.00
			KAR	246.00	246.00	234.00	0.00	5.13
			QTA	120.00	120.00	120.00	0.00	0.00
4129204.	SOCKET 3/4"	DOZ.	LAH	365.00	365.00	365.00	0.00	0.00
			RAW	412.50	412.50	412.50	0.00	0.00
			KAR	290.00	290.00	348.00	0.00	-16.67
			QTA	165.00	165.00	165.00	0.00	0.00
4129205.	UNION 1/2"	DOZ.	LAH	690.00	690.00	660.00	0.00	4.55
			RAW	712.50	712.50	712.50	0.00	0.00
			KAR	812.00	812.00	804.00	0.00	1.00
			QTA	360.00	360.00	360.00	0.00	0.00
4129206.	UNION 3/4"	DOZ.	LAH	785.00	785.00	755.00	0.00	3.97
			RAW	787.50	787.50	787.50	0.00	0.00
			KAR	1032.50	1032.50	1020.00	0.00	1.23
4129207.	BAND 1/2"	DOZ.	LAH	470.00	470.00	455.00	0.00	3.30
			RAW	687.50	687.50	687.50	0.00	0.00
			KAR	641.00	641.00	636.00	0.00	0.79
			QTA	300.00	300.00	300.00	0.00	0.00
4129208.	BAND 3/4"	DOZ.	LAH	590.00	590.00	560.00	0.00	5.36
			RAW	712.50	712.50	712.50	0.00	0.00
			KAR	981.00	981.00	972.00	0.00	0.93
			QTA	480.00	480.00	480.00	0.00	0.00

Contd.

7.10 Intercity Wholesale Prices of Selected Commodities

Group/Commodity/Item Specification		Unit	City	Prices (Rs.)			% Change in Apr., 2016 Over	
				Apr.,2016	Mar., 2016	Apr., 2015	Mar., 2016	Apr., 2015
4129209.	ELBOW GALV CHINA 1/2"	DOZ.	LAH	310.00	310.00	310.00	0.00	0.00
			RAW	412.50	412.50	412.50	0.00	0.00
			KAR	265.00	265.00	258.00	0.00	2.71
			QTA	165.00	165.00	165.00	0.00	0.00
4129210.	ELBOW GALV CHINA 3/4"	DOZ.	LAH	380.00	380.00	365.00	0.00	4.11
			RAW	462.50	462.50	462.50	0.00	0.00
			KAR	381.00	381.00	372.00	0.00	2.42
			QTA	192.00	192.00	192.00	0.00	0.00
097. Steel Products								
4291201.	STAINLESS STEEL DEGCHI MED. SIZE	EACH	LAH	600.00	600.00	600.00	0.00	0.00
			GJT	450.00	450.00	455.00	0.00	-1.10
			KAR	625.00	625.00	625.00	0.00	0.00
4291202.	STAINLESS STEEL TABLE SPOON SUP.	EACH	LAH	350.00	350.00	350.00	0.00	0.00
			GJT	175.00	175.00	175.00	0.00	0.00
			KAR	260.00	260.00	260.00	0.00	0.00
4291203.	STAINLESS STEEL PLATE LIGHT	DOZ.	LAH	700.00	700.00	700.00	0.00	0.00
			GJT	500.00	500.00	500.00	0.00	0.00
			KAR	780.00	780.00	780.00	0.00	0.00
4291204.	PRESSURE COOKER 4 LTR.	EACH	LAH	1380.00	1380.00	1380.00	0.00	0.00
			GUJ	1025.00	1025.00	1000.00	0.00	2.50
			SKT	1200.00	1200.00	1200.00	0.00	0.00
			KAR	1625.00	1625.00	1625.00	0.00	0.00
4291401.	NEW TREET BLADE ORDINARY	1000	RAW	2575.00	2575.00	2375.00	0.00	8.42
			KAR	2900.00	2900.00	2900.00	0.00	0.00
4291402.	TREET SAFETY RAZOR	DOZ.	LAH	180.00	180.00	1550.00	0.00	-88.39
			KAR	1185.00	1185.00	1185.00	0.00	0.00
4291403.	GILLET SAFETY RAZOR	DOZ.	LAH	430.00	430.00	342.00	0.00	25.73
			RAW	427.50	427.50	427.50	0.00	0.00
			KAR	420.00	370.00	280.00	13.51	50.00
098. Engines & Motors								
4321901.	HOLLOW S.MOTOR 326 UP-4.40 HP 46	EACH	LAH	144750.00	144750.00	144500.00	0.00	0.17
099. Vacuum Pumps								
4323001.	MULTISTAGE C.PUMPS(PCM 80-3 15 H)	EACH	LAH	77000.00	77000.00	77500.00	0.00	-0.65
4323002.	MULTISTAGE C.PUMPS PCM 80-5 25 H)	EACH	LAH	109000.00	109000.00	109000.00	0.00	0.00
100. Air Conditioners								
4391201.	PEL AIR CONDITONER 1.5 TON	EACH	LAH	39000.00	39000.00	38000.00	0.00	2.63
			RAW	36250.00	36250.00	36250.00	0.00	0.00
			KAR	42000.00	42000.00	42000.00	0.00	0.00
4391202.	WAVES AIR CONDITIONER 1.5 TON.	EACH	LAH	44000.00	44000.00	44000.00	0.00	0.00
			RAW	37750.00	37750.00	37750.00	0.00	0.00
			GJT	45000.00	45000.00	39500.00	0.00	13.92
			KAR	41000.00	41000.00	41000.00	0.00	0.00
			HYD	41900.00	41900.00	40000.00	0.00	4.75
			QTA	39200.00	39200.00	39200.00	0.00	0.00
101. Cultivators								
4411201.	CULTIVATOR (ORDINARY) 9 TIMES	EACH	GUJ	45000.00	45000.00	45000.00	0.00	0.00
4411202.	CULTIVATOR (SPECIAL) 11 TIMES	EACH	GUJ	55000.00	55000.00	55000.00	0.00	0.00
102. Chuff Cutter								
4412301.	CHUFF CUTTER	EACH	FAS	7000.00	7000.00	7000.00	0.00	0.00
103. Tractors								
4414101.	TRACTOR MF-240	EACH	LAH	725450.00	725450.00	754000.00	0.00	-3.79
4414102.	TRACTOR MF-385	EACH	LAH	1160500.00	1160500.00	1223800.00	0.00	-5.17
104. Lathe Machines								
4421301.	LATHE MACHINE 3' (PAK MADINA)	EACH	LAH	72500.00	72500.00	72500.00	0.00	0.00
4421302.	LATHE MACHINE 4.5' (PAK MADINA)	EACH	LAH	100000.00	100000.00	100000.00	0.00	0.00
4421303.	LATHE MACHINE 6.5' (PAK MADINA)	EACH	LAH	119000.00	119000.00	119000.00	0.00	0.00
4421304.	LATHE MACHINE 10' (PAK MADINA)	EACH	LAH	222500.00	222500.00	222500.00	0.00	0.00
105. Concrete Mixture								
4444001.	CONC.MIXER 7 NTR. 12HP. STAR.ENG	EACH	LAH	140000.00	140000.00	140000.00	0.00	0.00
4444002.	CONC.MIXER 17 NTR. 24HP. STAR.ENG	EACH	LAH	210000.00	210000.00	210000.00	0.00	0.00

Contd.

7.10 Intercity Wholesale Prices of Selected Commodities

Group/Commodity/Item Specification	Unit	City	Prices (Rs.)			% Change in Apr., 2016 Over	
			Apr.,2016	Mar., 2016	Apr., 2015	Mar., 2016	Apr., 2015
106. Fridge,WashM,SewM,Fans,Iron							
4481101. DAWLANCE 10 CFT. DOUBLE DOOR	EACH	LAH	28000.00	28000.00	28000.00	0.00	0.00
		RAW	24350.00	23750.00	23750.00	2.53	2.53
		KAR	31100.00	31100.00	31100.00	0.00	0.00
4481201. WASHING MACHINE NAT. PAK S.F.	EACH	LAH	7000.00	7000.00	6000.00	0.00	16.67
		GUJ	5000.00	5000.00	5550.00	0.00	-9.91
		KAR	5000.00	5000.00	5000.00	0.00	0.00
		QTA	5550.00	5550.00	5500.00	0.00	0.91
4481202. WASHING MACHINE SINGER S.F.	EACH	LAH	9500.00	9500.00	9500.00	0.00	0.00
		RAW	9550.00	9550.00	9550.00	0.00	0.00
		KAR	10600.00	10600.00	10600.00	0.00	0.00
4481203. WASHING MACHINE DAWLANCE	EACH	LAH	9500.00	9500.00	9500.00	0.00	0.00
		FAS	8700.00	8700.00	8700.00	0.00	0.00
		GUJ	9400.00	9400.00	9400.00	0.00	0.00
		GJT	9400.00	9400.00	9400.00	0.00	0.00
		KAR	6200.00	5400.00	5400.00	14.81	14.81
		HYD	9000.00	9000.00	9000.00	0.00	0.00
4481204. WASHING MACHINE SUPER ASIA	EACH	LAH	9000.00	9000.00	9000.00	0.00	0.00
		FAS	8800.00	8800.00	8800.00	0.00	0.00
		KAR	5800.00	5000.00	5000.00	16.00	16.00
		HYD	6500.00	6500.00	6500.00	0.00	0.00
4481401. SEWING MACHINE SINGER B.B. H.O	EACH	LAH	5900.00	5900.00	5710.00	0.00	3.33
		KAR	6200.00	6200.00	6200.00	0.00	0.00
4481402. SINGER ZIG ZAG MACHINE	EACH	LAH	13700.00	13700.00	13500.00	0.00	1.48
		KAR	11900.00	11900.00	11900.00	0.00	0.00
4481403. SEWING MACHINE SALIKA	EACH	LAH	4500.00	4500.00	4500.00	0.00	0.00
		KAR	5600.00	5600.00	5600.00	0.00	0.00
4481501. CEILING FAN MILLAT 48"	EACH	LAH	2300.00	2300.00	2300.00	0.00	0.00
		KAR	2400.00	2400.00	2400.00	0.00	0.00
4481502. CEILING FAN PAK 48"	EACH	LAH	2200.00	2200.00	2200.00	0.00	0.00
		GUJ	2400.00	2400.00	2400.00	0.00	0.00
		KAR	2400.00	2400.00	2400.00	0.00	0.00
4481503. CEILING FAN NATIONAL 56"	EACH	LAH	2200.00	2200.00	2200.00	0.00	0.00
		GUJ	2150.00	2150.00	2150.00	0.00	0.00
		GJT	2300.00	2300.00	2300.00	0.00	0.00
		KAR	2300.00	2300.00	2300.00	0.00	0.00
		HYD	2200.00	2200.00	2200.00	0.00	0.00
4481504. CEILING FAN YOUNIS 56"	EACH	LAH	2300.00	2300.00	2300.00	0.00	0.00
		FAS	2500.00	2350.00	2350.00	6.38	6.38
		GUJ	2350.00	2350.00	2350.00	0.00	0.00
		KAR	2400.00	2400.00	2400.00	0.00	0.00
		PSH	2650.00	2650.00	2550.00	0.00	3.92
		QTA	2750.00	2750.00	2750.00	0.00	0.00
4481505. PADESTAL FAN MILLAT 20"	EACH	KAR	3600.00	3200.00	3200.00	12.50	12.50
4481506. PADESTAL FAN PAK 20"	EACH	LAH	3500.00	3500.00	3300.00	0.00	6.06
		GJT	3800.00	3800.00	3800.00	0.00	0.00
		KAR	3400.00	3200.00	3200.00	6.25	6.25
		PSH	3800.00	3800.00	3800.00	0.00	0.00
4481507. EXHAUST FAN CLIMAX 12"	EACH	LAH	1600.00	1600.00	1600.00	0.00	0.00
		GUJ	1400.00	1400.00	1700.00	0.00	-17.65
4481508. EXHAUST FAN MILLAT 12"	EACH	KAR	1600.00	1600.00	1600.00	0.00	0.00
4481509. EXHAUST FAN PAK. NATIONAL 12"	EACH	LAH	1500.00	1500.00	1500.00	0.00	0.00
		GUJ	1350.00	1350.00	1900.00	0.00	-28.95
		GJT	1800.00	1800.00	1800.00	0.00	0.00
		KAR	1600.00	1600.00	1600.00	0.00	0.00
4481601. IRON NATIONAL PAK AUTOMATIC	EACH	LAH	500.00	500.00	400.00	0.00	25.00
		GUJ	850.00	850.00	850.00	0.00	0.00
		KAR	525.00	525.00	525.00	0.00	0.00
		PSH	800.00	800.00	800.00	0.00	0.00
4481602. IRON PHILIPS HD 1120/R	EACH	LAH	1250.00	1250.00	1250.00	0.00	0.00

Contd.

7.10 Intercity Wholesale Prices of Selected Commodities

Group/Commodity/Item Specification			Unit	City	Prices (Rs.)			% Change in Apr., 2016 Over	
					Apr.,2016	Mar., 2016	Apr., 2015	Mar., 2016	Apr., 2015
				GUJ	2080.00	2080.00	2100.00	0.00	-0.95
				KAR	1360.00	1360.00	1360.00	0.00	0.00
107. Electric Wires									
	4634001.	FLEXIBLE WIRE 2999-14 0076	90 MTR.	LAH	575.00	575.00	525.00	0.00	9.52
				MUL	1100.00	1100.00	1100.00	0.00	0.00
				KAR	990.00	990.00	890.00	0.00	11.24
				PSH	800.00	800.00	800.00	0.00	0.00
				QTA	505.00	505.00	505.00	0.00	0.00
	4634002.	PVC WIRE SINGLE CORE	90 MTR.	LAH	925.00	925.00	850.00	0.00	8.82
				MUL	1280.00	1280.00	1400.00	0.00	-8.57
				KAR	990.00	990.00	890.00	0.00	11.24
				PSH	900.00	900.00	950.00	0.00	-5.26
				QTA	600.00	600.00	600.00	0.00	0.00
108. Lighting Equipments									
	4653101.	PHILIPS TL. LAMP 40 W.	EACH	GUJ	92.00	92.00	96.00	0.00	-4.17
				GJT	96.00	96.00	96.00	0.00	0.00
				KAR	85.00	85.00	85.00	0.00	0.00
				PSH	97.50	97.50	97.50	0.00	0.00
				QTA	90.00	90.00	90.00	0.00	0.00
	4653102.	PHILIPS ELECTRIC BULB 100W(GLS)	100 BUL	LAH	2000.00	2000.00	2000.00	0.00	0.00
				RAW	2950.00	2950.00	2950.00	0.00	0.00
				KAR	2800.00	2800.00	2800.00	0.00	0.00
				PSH	2900.00	2900.00	2900.00	0.00	0.00
	4653103.	PHILIPS ENERGY SAVER 14 W (GLS)	EACH	LAH	150.00	150.00	150.00	0.00	0.00
				RAW	139.00	139.00	139.00	0.00	0.00
				KAR	155.00	155.00	155.00	0.00	0.00
				PSH	170.00	170.00	170.00	0.00	0.00
				QTA	172.00	172.00	172.00	0.00	0.00
109. Radio & Television									
	4731201.	RADIO 3-5 BAND (CHINA BRAND)	EACH	LAH	175.00	175.00	175.00	0.00	0.00
				RAW	287.50	287.50	287.50	0.00	0.00
				KAR	325.00	325.00	325.00	0.00	0.00
	4731301.	PHILIPS COLOUR TV. 14"	EACH	LAH	8150.00	8150.00	8150.00	0.00	0.00
				RAW	8250.00	8250.00	8250.00	0.00	0.00
				KAR	8400.00	8400.00	8400.00	0.00	0.00
	4731302.	L.G.COLOUR TV. 14"	EACH	LAH	8100.00	8100.00	8100.00	0.00	0.00
				RAW	7900.00	7900.00	7900.00	0.00	0.00
				KAR	8150.00	8150.00	8150.00	0.00	0.00
	4731303.	SONY COLOUR TV 14"	EACH	LAH	13000.00	13000.00	13000.00	0.00	0.00
				RAW	10250.00	10250.00	10250.00	0.00	0.00
				KAR	8000.00	8000.00	8000.00	0.00	0.00
	4731304.	PANASONIC COLOUR TV 14"	EACH	RAW	9250.00	9250.00	9250.00	0.00	0.00
				KAR	7750.00	7750.00	7750.00	0.00	0.00
	4731305.	PHILIPS COLOUR TV. 20"	EACH	LAH	11000.00	11000.00	11000.00	0.00	0.00
				RAW	13900.00	13900.00	13900.00	0.00	0.00
				KAR	12750.00	12750.00	12750.00	0.00	0.00
	4731306.	L.G.COLOUR TV. 20"	EACH	LAH	13400.00	13400.00	13400.00	0.00	0.00
				RAW	12250.00	12250.00	12250.00	0.00	0.00
				KAR	13000.00	13000.00	13000.00	0.00	0.00
	4731307.	L.G. COLOUR TV. 21"	EACH	LAH	14700.00	14700.00	14700.00	0.00	0.00
				RAW	12250.00	12250.00	12250.00	0.00	0.00
				KAR	16100.00	16100.00	16100.00	0.00	0.00
	4731308.	SONY COLOUR TV 20"	EACH	LAH	18800.00	18800.00	18800.00	0.00	0.00
				RAW	17100.00	17100.00	17100.00	0.00	0.00
				KAR	17200.00	17200.00	17200.00	0.00	0.00
110. Motor Vehicles									
	4911301.	CAR SUZUKI MEHRAN 800CC SB308R VX	EACH	KAR	630000.00	630000.00	625000.00	0.00	0.80
	4911302.	SUZUKI CULTUS 1000CC SF410 VXR M PE	EACH	KAR	1044000.00	1044000.00	1039000.00	0.00	0.48
	4911303.	SUZUKI RAVI 800 CC PICKUP(ST 308R)	EACH	KAR	642000.00	642000.00	637000.00	0.00	0.78
	4911304.	CAR TOYOTA 1300 CC XLI	EACH	KAR	1639000.00	1639000.00	1539000.00	0.00	6.50
	4911305.	CAR HONDA CIVIC 1800CC(iVTEC MANUAL)	EACH	LAH	2039000.00	2039000.00	2021000.00	0.00	0.89
	4911306.	ISUZU BUS CHASIS MT 112 K	EACH	KAR	3325000.00	3325000.00	3325000.00	0.00	0.00
	4911401.	ISUZU TRUCK CHASIS FTR 12 K	EACH	KAR	3850000.00	3850000.00	3850000.00	0.00	0.00

Contd.

7.10 Intercity Wholesale Prices of Selected Commodities

Group/Commodity/Item Specification		Unit	City	Prices (Rs.)			% Change in Apr., 2016 Over	
				Apr.,2016	Mar., 2016	Apr., 2015	Mar., 2016	Apr., 2015
111. Motorcycles								
4991201.	MOTOR CYCLE YB-100ROYAL YAMAHA	EACH	KAR	75375.00	75375.00	75375.00	0.00	0.00
4991202.	MOTOR CYCLE CD-70 HONDA	EACH	KAR	63500.00	63500.00	63500.00	0.00	0.00
4991203.	MOTOR CYCLE PAK HERO 70 CC.	EACH	LAH	42000.00	42000.00	42000.00	0.00	0.00
			MUL	42000.00	42000.00	42000.00	0.00	0.00
			KAR	46000.00	46000.00	46000.00	0.00	0.00
4991204.	MOTOR CYCLE SUPER ASIA 70 CC.	EACH	LAH	42500.00	42500.00	42500.00	0.00	0.00
			MUL	45000.00	45000.00	45000.00	0.00	0.00
			KAR	42500.00	42500.00	42500.00	0.00	0.00
			HYD	42000.00	42000.00	42000.00	0.00	0.00
4991205.	MOTOR CYCLE SUZUKI STD 110CC.	EACH	KAR	71300.00	71300.00	71300.00	0.00	0.00
112. Bicycles								
4992101.	BICYCLE PECO FOR GENTS POPULAR	EACH	LAH	5000.00	5000.00	5000.00	0.00	0.00
4992102.	BICYCLE PECO FOR BMX SHAHEEN	EACH	LAH	3500.00	3500.00	3500.00	0.00	0.00
4992103.	BICYCLE SOHRAB SUPER	EACH	LAH	6450.00	6450.00	6450.00	0.00	0.00
			KAR	6450.00	6450.00	6450.00	0.00	0.00
4992104.	BICYCLE SOHRAB VIP STUDENT	EACH	LAH	6300.00	6300.00	6300.00	0.00	0.00
			KAR	5700.00	5700.00	5700.00	0.00	0.00

7.11 Intercity Consumer Prices
April, 2016

Description	Unit	Rawalpindi	Islamabad	Attock	Jehlum	Lahore	Sahiwal	Gujran-wala
WHEAT	10 KG.	370.00	370.00	318.75	367.50	361.25	318.75	370.00
WHEAT FLOUR FINE/SUPERIOR.	KG.	56.50	58.75	42.50	49.00	50.00	41.00	42.00
WHEAT FLOUR AVG. QLTY	KG.	38.75	38.81	37.63	38.75	40.00	36.25	40.00
WHEAT FLOUR BAG	10 KG.	387.50	388.13	376.25	387.50	390.00	362.50	375.00
MAIDA	KG.	57.42	59.25	51.00	60.00	56.25	50.00	50.00
SUJI	KG.	57.42	59.25	51.00	60.00	60.00	50.00	50.00
BESAN AV. QLTY.	KG.	126.25	139.38	127.50	132.50	124.50	110.00	120.00
RICE BASMATI SUP. QLTY.	KG.	140.00	145.31	115.00	125.00	113.93	105.00	80.00
RICE BASMATI 385/386	KG.	121.25	128.75	77.50	95.00	82.86	70.00	47.50
RICE BASMATI BROKEN AV.QLTY	KG.	71.25	76.25	67.50	50.00	56.96	55.00	50.00
RICE IRRI-6 (SINDH/PUNJAB)	KG.	52.71	60.00	47.50	60.00	49.07	37.50	47.50
VERMICELLI	KG.	96.25	99.38	92.50	80.00	107.50	70.00	77.50
BREAD PLAIN MEDIUM SIZE	EACH	40.00	40.00	40.00	37.50	40.00	40.00	40.00
RUSK (PAPAY)	KG.	240.00	261.25	175.00	230.00	205.00	235.00	160.00
BISCUITS-PACKED	PKT	35.00	35.00	35.00	35.00	35.00	35.00	35.00
BISCUIT-BAKERY (LOOSE)	250 GM	100.42	110.00	72.50	95.00	92.50	110.00	110.00
CORNFLAKS FAUJI 225 GM.	PKT	189.00	189.00	180.00	189.00	176.40	176.40	180.00
SAMOSA (VEGATABLE)	EACH	13.25	14.25	12.00	12.50	16.96	15.00	15.00
PASTRY AV.QLTY.	EACH	32.92	33.44	37.50	30.00	30.18	30.00	35.00
PATTIES (VEGATABLES)	EACH	27.50	28.25	21.00	25.00	31.96	30.00	20.00
NIMCO	250 GM	82.50	86.88	67.50	70.00	65.00	90.00	50.00
CHIPS	250 GM	93.33	95.00	78.75	82.50	77.32	90.00	65.00
BEEF WITH BONE AV.QLTY.	KG	337.50	338.75	257.50	302.50	344.29	250.00	290.00
MUTTON AV.QLTY.	KG	708.33	727.50	625.00	618.75	755.36	500.00	625.00
CHICKEN FARM BROILER (LIVE)	KG	175.83	189.56	180.00	187.00	167.36	167.00	169.00
FISH-RAHU MEDIUM SIZE	KG	299.17	336.25	265.00	290.00	289.29	245.00	250.00
MILK FRESH (UNBOILED)	LTR.	90.42	96.25	72.50	75.00	73.21	60.00	80.00
CURD	KG.	97.50	105.63	77.50	77.50	83.04	70.00	90.00
MILK TETRA PACK 1/2 LTR.	PKT.	60.00	60.00	60.00	60.00	60.00	60.00	60.00
LACTOGEN 400 GRAMS	PKT.	435.00	435.00	435.00	435.00	435.00	445.00	435.00
POWDER MILK NIDO 400GM.	PKT	380.00	380.00	360.00	380.00	380.00	380.00	380.00
MILK POWDER LOOSE/PACKED	KG.	527.50	552.50	510.00	500.00	504.29	400.00	350.00
BUTTER LOCAL PACKED	50 GM.	25.00	25.00	27.00	40.00	32.00	25.00	35.00
EGGS FARM	DOZ	70.13	76.31	70.00	72.00	69.29	75.00	70.00
MUSTARD OIL AV.QLTY.	KG.	220.00	240.00	245.00	205.00	183.93	157.50	145.00
COOKING OIL (DALDA)	2.5LTR	445.00	445.00	445.00	445.00	445.00	443.00	467.00
COOKING OIL (PAKWAN) OTHER BRAND SPECIFY	2.5 LTR	355.00	362.50	355.00	387.50	420.00	370.00	420.00
VEGETABLE GHEE TIN	2.5KG.	440.00	440.00	440.00	440.00	440.00	440.00	452.00
VEGETABLE GHEE (LOOSE)	KG.	140.83	143.75	135.00	135.00	138.21	165.00	135.00
DATES AV.QLTY.	KG.	190.00	208.75	210.00	205.00	179.29	155.00	150.00
PISTACHIO AV.QLTY.	50 GM.	116.67	122.50	117.50	125.00	107.86	135.00	120.00
ALMONDS WHOLE AV.QLTY.	KG.	605.83	630.00	610.00	612.50	672.14	675.00	525.00
COCONUT DRY AV.QLTY.	KG.	334.58	367.50	315.00	320.00	315.18	262.50	240.00
RAISINS AV.QLTY.	50 GM.	23.50	26.50	23.50	22.50	31.93	19.25	20.00
GROUNDNUTS (WITH SHELL)	KG.	213.33	228.75	170.00	240.00	226.79	200.00	200.00
MALTA/MOSAMBI	DOZ	151.67	187.50	150.00	135.00	175.00	227.50	120.00
KINNU	DOZ	175.83	208.75	125.00	105.00	156.07	227.50	120.00
APPLE	KG	126.67	145.00	110.00	105.00	149.29	95.00	122.50
ALOO BUKHARA	KG	0.00	0.00	0.00	0.00	0.00	0.00	0.00
POMEGRANATE (ANNAR)	KG	0.00	0.00	0.00	0.00	0.00	0.00	0.00
GRAPES	KG	0.00	0.00	0.00	0.00	0.00	0.00	0.00
BANANAS	DOZ	114.17	142.50	100.00	85.00	91.79	75.00	72.50
MANGO KALMI	KG	0.00	0.00	0.00	0.00	0.00	0.00	0.00
GUAVA	KG	110.00	137.50	115.00	105.00	78.21	55.00	100.00
WATERMELON (TURBOOZ)	KG	61.67	72.50	0.00	55.00	42.14	35.00	30.00
MUSKMELON (KHARBOOZA)	KG	60.00	73.75	55.00	55.00	71.07	56.25	50.00
SWEETMELON (GARMA)	KG	0.00	0.00	0.00	0.00	0.00	0.00	0.00
PULSE MASOOR (WHOLE)	KG.	145.83	158.75	132.50	130.00	150.54	126.25	140.00
PULSE MASOOR (WASHED)	KG.	154.17	163.13	147.50	140.00	156.96	156.25	160.00
PULSE MOONG (WASHED)	KG.	168.75	175.31	157.50	162.50	161.07	145.00	160.00
PULSE MASH (WASHED)	KG.	260.83	266.25	257.50	270.00	282.14	257.50	280.00

Contd.

7.11 Intercity Consumer Prices
April, 2016

Description	Unit	Rawalpindi	Islamabad	Attock	Jehlum	Lahore	Sahiwal	Gujran-wala
PULSE GRAM	KG.	128.33	138.75	122.50	122.50	119.50	110.00	120.00
GRAM WHOLE BLACK AV QLTY.	KG.	126.04	132.50	117.50	127.50	119.50	110.00	110.00
GRAM WHOLE YELLOW AV.QLTY	KG.	132.08	147.50	122.50	137.50	127.50	120.00	130.00
BEANS (LAL LOBIA)	KG.	164.58	172.50	135.00	160.00	161.61	156.25	130.00
POTATOES	KG	25.00	31.88	19.00	20.00	19.43	13.50	17.50
ONION	KG	44.17	51.25	40.00	40.00	42.14	39.00	40.00
TURNIP	KG	0.00	0.00	0.00	0.00	0.00	0.00	0.00
RADISH	KG	0.00	0.00	0.00	0.00	0.00	0.00	0.00
TOMATOES	KG	53.33	65.00	50.00	47.50	58.04	35.00	50.00
CABBAGE	KG	29.58	37.50	20.00	32.50	29.82	17.00	20.00
CAULIFLOWER	KG	43.33	48.75	37.50	45.00	33.93	17.00	40.00
BRINJAL	KG	0.00	0.00	0.00	0.00	0.00	0.00	0.00
PUMPKIN	KG	0.00	0.00	0.00	0.00	0.00	0.00	0.00
BOTTLEGOURD	KG	52.92	66.25	62.50	35.00	47.68	32.50	30.00
LADY FINGER	KG	0.00	0.00	0.00	0.00	0.00	0.00	0.00
PEAS	KG	107.50	137.50	50.00	85.00	87.86	117.50	80.00
SPINACH	KG	0.00	0.00	0.00	0.00	0.00	0.00	0.00
TINDA	KG	50.42	63.13	30.00	35.00	130.36	197.50	100.00
TURAI	KG	0.00	0.00	0.00	0.00	0.00	0.00	0.00
KARAILA	KG	0.00	0.00	0.00	0.00	0.00	0.00	0.00
ARVI	KG	0.00	0.00	0.00	0.00	0.00	0.00	0.00
CHILLIES GREEN	KG	94.17	105.00	60.00	85.00	81.79	43.75	60.00
CARROT	KG	47.92	56.25	32.50	35.00	35.54	40.00	40.00
COCUMBER (KHEERA)	KG	32.50	40.63	25.00	35.00	26.25	20.00	22.50
LEMON	250GM	47.50	50.00	30.00	22.50	41.25	22.50	20.00
SUGAR REFINED	KG.	64.67	67.38	64.50	65.00	64.54	62.00	63.00
GUR AV.QLTY	KG.	96.67	110.00	92.50	100.00	87.86	80.00	80.00
HONEY LANGANESE 500 GM.	BOTTLE	924.58	937.50	875.00	925.00	860.00	820.00	840.00
MILO 200 GM.	BOTTLE	215.00	215.00	215.00	222.50	216.00	220.00	173.00
CUSTARD POWDER RAFHAN 300 GM.	PKT	80.00	80.00	80.00	80.00	75.00	80.00	80.00
TOFFEE (HILAL)	EACH	2.00	2.00	1.00	2.00	1.00	1.50	1.00
CHOWKELATE CANDY (SMALL SIZE)	EACH	5.00	5.00	5.00	5.00	5.00	5.00	5.00
SWEETMEAT (MIXED)	KG	374.17	398.75	290.00	350.00	290.00	372.50	360.00
ICE CREAM WALLS	CUP.	40.00	40.00	40.00	40.00	40.00	40.00	40.00
ICE	KG	20.00	20.00	15.00	20.00	15.00	10.00	5.00
JAM AHMED/MITCHELLES	BOTTLE	140.00	140.00	150.00	140.00	135.00	140.00	125.00
SQUASH-MITCHELLES	BOTTLE	160.00	160.00	160.00	165.00	150.00	160.00	145.00
ROOH AFZA	BOTTLE	160.00	160.00	160.00	160.00	160.00	150.00	160.00
JAM-E-SHIREEN	BOTTLE	170.00	170.00	170.00	170.00	170.00	160.00	170.00
SAUNF	50 GM	20.00	20.00	17.00	17.50	20.00	18.00	20.00
CINAMON LOOSE AV. QLTY	50 GM.	24.75	25.00	24.50	35.00	26.71	30.00	25.00
CUMINSEED WHITE NATIONAL	50 GM.	52.00	52.00	52.00	52.00	52.00	52.00	52.00
PEPPER BLACK NATIONAL	50 GM.	100.00	100.00	100.00	100.00	100.00	100.00	100.00
CLOVES LOOSE AV.QLTY	50 GM.	100.00	101.88	95.00	95.00	89.29	115.00	100.00
CARDAMOM LARGE LOOSE AV.QLTY	50 GM.	157.92	160.00	185.00	195.00	179.64	186.25	140.00
CARDAMOM SMALL AV.QLTY	50 GM.	107.08	120.63	97.50	107.50	78.04	122.50	90.00
SALT-POWDERED (LAHORI) LOOSE	KG.	12.00	12.00	9.00	12.50	10.00	10.00	10.00
SALT POWDERED (NATIONAL/SHAN)	PKT	25.00	25.00	25.00	25.00	25.00	25.00	25.00
CHILLIES POWD.NATIONAL 200GM	PKT	105.00	105.00	105.00	105.00	105.00	105.00	105.00
CHILLIES POWDER LOOS	KG.	313.33	326.25	270.00	290.00	266.07	245.00	260.00
CORRIANDER SEED POWD.NATIONAL	PKT	104.00	104.00	104.00	104.00	104.00	104.00	110.00
CORRIANDER SEED (LOOSE)	KG.	298.33	300.00	265.00	290.00	287.14	261.25	190.00
TURMERIC POWD.NATIONAL 50GM	PKT.	35.00	35.00	35.00	35.00	35.00	35.00	35.00
CURRY POWD. NATIONAL 200 GM	PKT.	87.00	87.00	87.00	87.00	88.00	78.81	87.00
TOMATO KETCHUP AHMED/MITCHL	BOTTLE	97.50	97.50	105.00	95.00	95.00	85.00	100.00
PICKLES AHMED/MITCHELLES	BOTTLE	105.00	105.00	105.00	105.00	105.00	95.00	100.00
VINEGAR SYNTHETIC (SIRKA)	BOTTLE	100.00	100.00	77.50	95.00	80.00	80.00	70.00
GARLIC	KG	272.50	309.38	330.00	267.50	307.86	300.00	155.00
GINGER	KG	162.50	190.00	120.00	110.00	119.29	95.00	100.00
TAPAL DANEDAR TEA 200GM PACKET	PKT	157.89	157.89	157.84	157.89	157.89	157.89	157.89
TEA LIPTON YELLOW LABEL 200GM.	PKT.	157.89	157.89	157.84	157.89	157.89	157.89	157.89

Contd.

7.11 Intercity Consumer Prices
April, 2016

Description	Unit	Rawalpindi	Islamabad	Attock	Jehlum	Lahore	Sahiwal	Gujran-wala
TEA LOOSE KENYA AV.QLTY 250GM.	PKT.	165.00	165.00	175.00	175.00	116.07	182.50	160.00
COFFEE-NESCAFE 75 GM. **	BOTTLE	355.00	355.00	355.00	340.00	360.00	350.00	350.00
COLD DRINK (STANDARD SIZ)	BOTTLE	25.00	25.00	25.00	25.00	20.00	25.00	25.00
FRUIT JUICE TETRA PACK	PKT.	20.00	20.00	15.00	17.50	20.00	18.00	20.00
MINERAL WATER NESTLE 1.5 LTR	BOTTLE	50.00	50.00	50.00	50.00	45.00	50.00	45.00
CIGARETTES K-2 10'S **	PKT	60.00	60.00	60.00	60.00	60.00	60.00	60.00
CIGARETTES CAPSTAN 10'S **	PKT	70.00	70.00	65.00	65.00	65.00	70.00	65.00
CIGARETTES GOLD LEAF 20'S	PKT	120.00	120.00	120.00	120.00	120.00	120.00	120.00
CIGARETTES MORVEN GOLD 20'S	PKT	70.00	70.00	70.00	70.00	65.00	70.00	65.00
BETEL LEAVES	50GM.	89.17	94.38	100.00	70.00	68.21	72.50	60.00
BETEL NUTS	KG.	623.33	652.50	625.00	365.00	355.00	337.50	350.00
LONG CLOTH 57" GUL AHMED/AL-KARAM	METER	195.00	205.00	175.00	260.00	247.14	240.00	135.00
SHIRTING AV.QLTY.	METER	185.00	192.50	165.00	195.00	118.57	290.00	170.00
PANT CLOTH W & WEAR AV.QLTY	METER	437.50	431.25	412.50	410.00	332.14	500.00	335.00
LAWN PRINTED GUL AHMED/AL-KARAM	METER	270.00	287.50	267.50	265.00	261.07	385.00	205.00
GEORGETTE AV.QLTY	METER	152.50	155.00	152.50	145.00	110.54	110.00	132.50
LINEN AV.QLTY ***	METER	163.33	170.00	155.00	165.00	160.18	225.00	105.00
HEAVY WT SUITING LAWERNCPUR AVG QLTY	METER	1475.00	1475.00	1475.00	1475.00	1375.00	1100.00	1050.00
HEAVY WT SUITING LAWERNCPUR SUP QLTY	METER	1925.00	1925.00	1925.00	1925.00	1971.43	1250.00	2350.00
TROPICAL SUITING LAW.PUR	METER	1425.00	1425.00	1425.00	1425.00	1042.86	1100.00	925.00
PANT BOY 24"/26" LENGTH.	EACH	525.00	550.00	537.50	575.00	381.79	662.50	712.50
SHIRT BOY 24"/26" LENGTH	EACH	359.58	375.00	362.50	425.00	363.57	537.50	450.00
SCHOOL UNI. PANT,SHIRT BOYS	SUIT	510.00	545.63	525.00	560.00	678.57	725.00	975.00
SCHOOL UNI. KAMEEZ,SHAL.BOYS	SUIT	507.92	550.00	512.50	482.50	479.64	525.00	925.00
SCHOOL UNI. KAMEEZ,SHAL.GIRL	SUIT	475.00	471.88	485.00	455.00	562.50	475.00	925.00
FROCK W/WEAR GIRLS	EACH	1937.50	1968.75	1950.00	1275.00	1135.71	1462.50	925.00
AWAMI-SUIT W & W(BOY) 24"/26	SUIT	1887.50	1925.00	1925.00	1337.50	942.86	1717.50	1125.00
AWAMI-SUIT W&W (GENTS)AV.QLTY	SUIT	1958.33	1993.75	2100.00	1675.00	1069.64	1825.00	1125.00
PULLOVER GENTS OXFORD/BON.	EACH	3050.00	3050.00	3050.00	3050.00	2890.00	2950.00	3000.00
PULLOVER LADIES OXFORD/BON.	EACH	3050.00	3050.00	3050.00	3050.00	2970.00	2850.00	2950.00
PULLOVER (GENTS) OTHERS A.QTY	EACH	1187.50	1200.00	1100.00	950.00	967.86	1000.00	550.00
SECOND-HAND COAT FOR MEN	EACH	583.33	500.00	475.00	475.00	625.00	350.00	600.00
SECONDHAND SWEETER FOR MEN DUP QLTY	EACH	347.92	0.00	275.00	180.00	467.86	275.00	600.00
SECONDHAND WINTER JACKET	EACH	625.00	0.00	475.00	475.00	685.71	375.00	650.00
UNDERWEAR AV.QLTY MEDIUM SIZE	EACH	210.83	215.00	175.00	182.50	140.18	175.00	125.00
VEST FOR MEN AV.QLTY.	EACH	215.83	215.00	175.00	182.50	148.57	170.00	125.00
VEST/SHAMEEZ (WOMEN) AVG. QLTY	EACH	213.33	220.00	205.00	145.00	228.57	175.00	142.50
SOCKS NYLON (PAKISTANI)	PAIR	89.58	102.50	77.50	87.50	105.00	95.00	110.00
BRASSIER AV.QLTY.	EACH	234.17	240.00	190.00	105.00	145.00	210.00	165.00
BRASSIER SUP QLTY	EACH	536.25	579.38	500.00	305.00	825.00	542.50	335.00
DOPATTA GEORGETTE AV.QLTY.	EACH	350.00	362.50	327.50	325.00	317.86	275.00	275.00
DOPATTA COTTON AV GLTY	EACH	316.25	337.50	290.00	225.00	205.36	190.00	185.00
CHADDAR (W/WEAR) (2x2.5 MTR)	EACH	392.92	418.75	387.50	412.50	423.21	375.00	375.00
LUNGI/DHOTI(COTTON) AVG. QLTY	EACH	431.67	450.00	415.00	205.00	250.71	375.00	212.50
HANDKERCHIEF AVG. QLTY PAK	EACH	33.75	37.50	32.50	22.50	28.21	50.00	50.00
HANDKERCHIEF SUP. QLTY PAK	EACH	50.42	60.00	45.00	32.50	50.00	75.00	75.00
GLOVES AV QLTY	PAIR	155.00	157.50	155.00	155.00	79.64	120.00	105.00
AZARBAND COTTON AVG. QLTY	EACH	22.50	22.50	17.50	22.50	21.96	20.00	25.00
SEWING THREAD/REEL(ASLI PARI)	EACH	9.00	9.00	7.50	9.00	7.00	6.00	6.00
WASHING CHARGES PAINT & SHIRT	SUIT	90.00	90.00	110.00	175.00	71.07	145.00	175.00
DRY CLEANING SUIT COAT PANT	SUIT	595.83	662.50	335.00	475.00	370.89	375.00	400.00
WASHING CH. (KAMIZ-SHALWAR)	PAIR	89.17	90.00	75.00	90.00	60.36	90.00	120.00
TAILORING SHIRT	EACH	541.67	575.00	387.50	525.00	375.00	500.00	400.00
TAILORING CHARGES PANT (MEN)	EACH	958.33	1025.00	750.00	850.00	525.00	875.00	500.00
TAILORING COAT-PANT SUIT	SUIT	3800.00	4287.50	4100.00	3500.00	4464.29	4950.00	3100.00
TAILORING AWAMI-SUIT (MALE)	SUIT	675.00	756.25	637.50	600.00	550.00	675.00	600.00
TAILORING SUIT FEMALE	SUIT	583.33	675.00	575.00	550.00	469.64	475.00	500.00
GENTS SHOES PAUL BATA	PAIR	1199.00	1199.00	1199.00	1199.00	1299.00	1199.00	1199.00
GENTS SANDAL BATA	PAIR	699.00	699.00	699.00	699.00	699.00	699.00	699.00
GENTS SPOUNG CHAPPAL BATA	PAIR	199.00	199.00	199.00	199.00	199.00	199.00	199.00
LADIES SANDAL BATA	PAIR	499.00	499.00	499.00	499.00	499.00	499.00	499.00

Contd.

7.11 Intercity Consumer Prices
April, 2016

Description	Unit	Rawalpindi	Islamabad	Attock	Jehlum	Lahore	Sahiwal	Gujran-wala
LADIES SPOUNG CHAPPAL BATA	PAIR	179.00	179.00	179.00	179.00	179.00	179.00	179.00
CHILD SHOE POWER LITE BATA	PAIR	599.00	599.00	599.00	599.00	599.00	599.00	599.00
GENTS SHOE, ART 1109 SERVICE	PAIR	999.00	999.00	999.00	999.00	999.00	999.00	999.00
NYLON JOGGER 27 SIZE 2-5 ***	PAIR	1299.00	1299.00	1299.00	1299.00	1299.00	1299.00	1299.00
CHINA FOOT WEAR AV. QLTY (MALE) *	PAIR	925.00	975.00	825.00	825.00	744.64	450.00	450.00
CHINA FOOT WEAR AV. QLTY (FEMALE) *	PAIR	825.00	875.00	825.00	675.00	637.50	500.00	350.00
CHINA FOOT WEAR AV. QLTY (CHILDREN) *	PAIR	783.33	825.00	625.00	675.00	483.93	425.00	320.00
SHOE REPAIR HALF SOLE	PAIR	132.50	144.38	115.00	135.00	105.00	100.00	95.00
SHOES POLISH CHARGES AVERAGE SHOP	PAIR	20.00	20.00	27.50	20.00	20.00	20.00	15.00
HOUSE RENT (combined)	MONTH	14082.00	46150.00	4185.00	6241.00	12553.00	7865.00	5432.00
rent 2	pm	14082.00	46150.00	4185.00	6241.00	12553.00	7865.00	5432.00
RENT3	PM	14082.00	46150.00	4185.00	6241.00	12553.00	7865.00	5432.00
RENT4	PM	14082.00	46150.00	4185.00	6241.00	12553.00	7865.00	5432.00
RENT5	PM	14082.00	46150.00	4185.00	6241.00	12553.00	7865.00	5432.00
RENT6	PM	14082.00	46150.00	4185.00	6241.00	12553.00	7865.00	5432.00
SYNTHETIC ENEMAL ROBIALAC BALTI 3.64 LTR.	EACH	1750.00	1750.00	1830.00	1805.00	2190.00	1700.00	1700.00
SYNTHETIC ENEMAL ICI BALTI 3.64 LTR.	EACH	1790.00	1790.00	1850.00	1880.00	2190.00	2138.00	2138.00
CEMENT (LOCAL) SPECIFY BRAND NAME	BAG	500.00	502.50	487.50	510.00	507.50	495.00	510.00
BRICKS (NEW) IST CLASS	P/1000	8900.00	8900.00	8750.00	7900.00	8550.00	6650.00	8500.00
CEMENT BLOCKS (6"x8"x12")	P/100	0.00	0.00	0.00	0.00	0.00	0.00	0.00
BAJREE	100CFT	3750.00	3750.00	3900.00	3450.00	5600.00	5500.00	5300.00
SAND (BLACK PIT SAND)	K100CFT	2950.00	2950.00	1475.00	2295.00	2328.57	3150.00	2250.00
TIMBER SHESHAM LOG IST QUALITY	cubmt.	71512.00	71512.00	66215.00	64890.50	87402.00	74151.00	50323.50
IRON BAR (M.S. BAR) 1/2"	P/TON	65500.00	65500.00	65750.00	65500.00	70000.00	63625.00	67000.00
CARPANTER WAGE RATE	P/DAY	1200.00	1200.00	775.00	850.00	830.36	675.00	825.00
MASON (RAJ) WAGE RATE	P/DAY	1200.00	1200.00	825.00	850.00	1232.14	725.00	1050.00
UNSKILLED LABOUR WAGE RATE	P/DAY	700.00	700.00	500.00	550.00	600.00	475.00	650.00
PLUMBER WAGE RSTE	P/DAY	1200.00	1200.00	775.00	850.00	826.79	0.00	800.00
ELECTICIAN WAGE RATE PER DAY **	P/DAY	0.00	0.00	0.00	0.00	828.57	0.00	700.00
ELECTICIAN WAGE RATE PER POINT **	P/PNT	195.00	202.50	135.00	170.00	152.50	137.50	137.50
WATER CHARGES PER HOUSE	P/MONTH	161.50	96.00	120.00	100.00	325.00	30.00	100.00
ELECT.CHARGES UPTO 50 UNITS	P/UNIT	2.00	2.00	2.00	2.00	2.00	2.00	2.00
ELECT.CHARGES 01 - 100 UNIT	P/UNIT	6.18	6.18	6.18	6.18	6.18	6.18	6.18
ELECT.CHARGES 101 - 300 UNIT	P/UNIT	9.54	9.54	9.54	9.54	9.54	9.54	9.54
ELECT.CHARGES 301 - 1000 UNIT	P/UNIT	16.39	16.39	16.39	16.39	16.39	16.39	16.39
ELECT.CHARGES ABOVE 1000 UNIT	P/UNIT	18.39	18.39	18.39	18.39	18.39	18.39	18.39
ELEC	PM	10.50	10.50	10.50	10.50	10.50	10.50	10.50
GAS CHRG upto 3.3719 MMBUT	MMBTU	128.70	128.70	128.70	128.70	128.70	128.70	128.70
GAS CHRG 3.3719 - 6.7438 MMBUT	MMBTU	257.40	257.40	257.40	257.40	257.40	257.40	257.40
GAS CHRG 6.7438 - 10.1157 MMBUT	MMBTU	257.40	257.40	257.40	257.40	257.40	257.40	257.40
GAS CHRG10.1157 - 13.4876 MMBUT	MMBTU	702.00	702.00	702.00	702.00	702.00	702.00	702.00
GAS	PM	702.00	702.00	702.00	702.00	702.00	702.00	702.00
GAS	PM	409.50	409.50	409.50	409.50	409.50	409.50	409.50
KEROSENE OIL	LTR	90.00	90.00	82.50	85.00	85.00	95.00	73.00
FIREWOOD WHOLE	40 KG.	741.67	785.00	510.00	625.00	762.86	475.00	700.00
CHAIR SHESHAM WOOD WITH ARMS **	EACH	3458.33	3587.50	3100.00	3250.00	2314.29	3000.00	2250.00
CHAIR PLASTIC (CHAIRMAN) AVERAGE QUALITY	EACH	725.00	725.00	725.00	825.00	825.00	775.00	525.00
TABLE SHESHAM WOOD (4X2X5") ***	EACH	5750.00	5750.00	5750.00	4250.00	11571.43	6500.00	10250.00
SOFASET WOODEN WITH FOAM SEAT **	SET	20500.00	21812.50	20500.00	16250.00	21642.86	23000.00	17750.00
COT IRON (WITH NIWAR)AV.QLTY.	EACH	1966.67	2087.50	1800.00	1650.00	2500.00	2400.00	1900.00
ALMIRAH (STEEL) 6'X3' 20 GUAGE	EACH	8558.33	8750.00	8200.00	7750.00	9964.29	12000.00	9300.00
DINNING TABLE 6 CHAIRS A.QLTY	SET	21666.67	24000.00	21000.00	21250.00	23071.43	30000.00	25000.00
SINGLE BED WITHOUT FOAM MED.	EACH	4900.00	4900.00	4750.00	5250.00	8964.29	10500.00	10000.00
MATRESS SINGLE(4"THICK)	EACH	4900.00	4900.00	4900.00	4800.00	5500.00	5700.00	5000.00
FARSHI DARI 12'X9' AV.QLTY	EACH	1954.17	2000.00	1750.00	1175.00	1607.14	1200.00	925.00
DARI COTTON (6'x2 1/2') AV.QL	EACH	925.00	915.63	875.00	437.50	459.64	1000.00	450.00
CARPET PLAIN AV. QLTY	SQFT.	28.92	29.00	25.50	32.50	37.50	35.00	35.00
QUILT (LIHAF) 3 KG. COTTON	EACH	1129.17	1193.75	975.00	625.00	1400.00	1200.00	1075.00
BLANKET (90" x 54")	EACH	4000.00	4075.00	3100.00	2950.00	5000.00	3800.00	2900.00
BEDSHEET SINGLE BED SUP.QLTY	EACH	614.58	646.88	575.00	487.50	546.43	550.00	475.00
BED SHEET DOUBLE WITH TWO PILLOW COVERS SUP QLTY	SET	1295.83	1375.00	1325.00	1050.00	932.14	1000.00	1150.00

Contd.

7.11 Intercity Consumer Prices
April, 2016

Description	Unit	Rawalpindi	Islamabad	Attock	Jehlum	Lahore	Sahiwal	Gujran-wala
TOWEL(3'x2') AV. QALTY	EACH	389.58	405.00	355.00	287.50	290.00	350.00	175.00
CELING FAN 48" SUPER QLTY **	EACH	3175.00	3175.00	3275.00	2800.00	2750.00	3495.00	2700.00
PEDESTAL FAN 22" SUPER QLTY	EACH	3475.00	3475.00	3900.00	3600.00	4200.00	5260.00	4100.00
REFG. DAWLENCE 10 CFT. D.DOOR	EACH	31500.00	31750.00	30500.00	31000.00	36000.00	30400.00	31000.00
D-FREEZER WAVES 8 CFT.	EACH	30400.00	30400.00	30400.00	30400.00	28000.00	30400.00	31000.00
AIRCONDITIONER 1.5 TON PEL	EACH	41000.00	41000.00	41000.00	42400.00	45000.00	42000.00	48000.00
SPLIT AIR CONDITIONER 1.5 TON (SPECIFY BRAND NAME)	EACH	41000.00	41125.00	41500.00	44800.00	48000.00	46000.00	46000.00
AIRCOOLER SUPER ASIA	EACH	9000.00	9000.00	11600.00	13250.00	14500.00	10000.00	12500.00
WASHING MACHINE SINGER	EACH	15880.00	15880.00	15600.00	15880.00	15880.00	15880.00	15600.00
SEWING MACHINE(SINGER)	EACH	5995.00	5995.00	6095.00	5995.00	6495.00	6995.00	5860.00
GIZER LARGE SIZE 30 GALLON CAPACITY SUP QLTY	EACH	22900.00	22900.00	25050.00	14750.00	22900.00	21400.00	13200.00
GAS BURNER DOUBLE SPFY.BRAND	EACH	1920.83	2050.00	1750.00	1850.00	1750.00	1450.00	1250.00
ELECT. IRON PHILIPS MDL.1120	EACH	2100.00	2100.00	1900.00	1975.00	1300.00	2750.00	2200.00
ELECTRIC JUICER FOR APPLE	EACH	7550.00	7550.00	7100.00	7375.00	13000.00	9250.00	4500.00
S.STEEL DEGHCHI MEDIUM SIZE ***	EACH	741.67	756.25	610.00	612.50	733.93	475.00	1185.00
ALUMINIUM COOKING PAN (DEGCHI) MED SIZE	EACH	679.17	706.25	525.00	575.00	664.29	500.00	928.00
NON STICK COOKING PAN (DEGCHI) SUP. QLTY	EACH	1129.17	1156.25	875.00	975.00	1085.71	1100.00	1550.00
FRYING PAN STEEL AVG. QLTY MED. SIZE	EACH	512.50	512.50	475.00	375.00	630.36	500.00	575.00
TAWA IORN (MEDIUM SIZE) AVG. QLTY	EACH	315.83	346.25	310.00	255.00	482.14	475.00	412.50
S.STEEL PLATE A.QLTY.(M.SIZE)	EACH	90.83	87.50	87.50	57.50	78.93	67.50	110.00
TABLE SPOON S.STEEL SUP.QLTY.	DOZEN	411.67	411.88	375.00	375.00	366.07	475.00	575.00
WATER SET JUG+6 GLASSES (OMROC)	SET	432.08	432.50	410.00	410.00	730.36	470.00	350.00
TEA SET PAK. CHINAWARE 21 PCS.	SET	2229.17	2250.00	1900.00	1950.00	1557.14	2200.00	1800.00
DINNER SET PLASTIC 72 PIECES SUPERIOR QLTY	SET	7408.33	7650.00	6650.00	4750.00	5785.71	6450.00	5900.00
HOTPOT SET PLASTIC 3 PCS.	SET	1708.33	1725.00	1625.00	1425.00	1510.71	1250.00	1150.00
BUCKET(BALTI) PLASTIC MED.SIZ	EACH	257.50	273.75	245.00	340.00	478.57	300.00	300.00
LOTA PLASTIC (MED SIZE) AVERAGE QUALITY	EACH	62.92	73.13	42.50	45.00	50.00	75.00	40.00
PRESURE COOKER 4 LTR.	EACH	1825.00	1831.25	1575.00	1675.00	1540.00	1075.00	1750.00
WATER COOLER 9/10 LTR.PLASTIC ***	EACH	605.42	625.00	475.00	512.50	575.00	650.00	650.00
THERMOS STARVAC 1 LTR	EACH	487.50	525.00	475.00	437.50	525.00	450.00	600.00
BULB PHILIPS 100-WATTS	EACH	35.00	35.00	27.50	35.00	35.00	33.50	30.00
TUBE LIGHT PHILIPS 40 WATTS	EACH	100.00	100.00	110.00	110.00	100.00	95.00	95.00
ELECTRIC BLUBS "0" WATTE LOCAL	EACH	27.50	27.50	27.50	25.00	20.00	25.00	18.00
ELECTRIC BLUB ENERGY SAVER 14 WATTS	EACH	167.50	167.50	165.00	167.50	170.00	160.00	155.00
WASHING SOAP 250 GMS SPECIFY BRAND NAME	EACH	40.00	40.00	40.00	40.00	40.00	40.00	38.00
SURF EXCEL 400 GMS POLY BAG	EACH	100.00	100.00	100.00	100.00	110.00	100.00	125.00
WASHING POWDER 1000 GRM	EACH	185.00	185.00	185.00	185.00	150.00	150.00	150.00
WASHING POWDER (WHEEL/ BONUS) 100 GRAMS	EACH	125.00	125.00	125.00	125.00	90.00	95.00	90.00
CLEANSER POWDER VIM 1000 GM	PKT.	83.33	83.33	83.33	83.33	83.00	78.00	77.77
FINIS 500 ML	BOTTLE	250.00	250.00	250.00	250.00	229.41	196.87	193.75
PHNYLE TYPHONE/FINIS/CARRANITE 3 LITRES	BOTTLE	180.00	180.00	169.09	180.00	145.00	150.00	140.00
HARPIC	BOTTLE	150.00	150.00	150.00	150.00	150.00	145.00	145.00
BOOT POLISH CHERRY/KIWI 50ML	EACH	125.00	125.00	125.00	125.00	105.00	111.11	111.11
ROBIN BLUE (35 GRAMS)	PKT.	50.00	50.00	50.00	55.00	50.00	50.00	50.00
TISSU PAPER PERFUMED 100 PCS.	PKT	110.00	110.00	110.00	110.00	130.00	95.00	105.00
TOILET PAPER ROLL (R.PETEL)	P/ROLL	40.00	40.00	40.00	40.00	40.00	40.00	40.00
BOOT POLISH LIQUID CHEERY BLOSSOM KIWI 75 ML	BOTTLE	150.00	150.00	140.00	150.00	150.00	150.00	140.00
MATCH BOX SMALL	EACH	2.00	2.00	9.50	2.00	2.00	2.00	2.00
DRY CELL 1.5 VOLT(LOCAL)	EACH	30.00	30.00	30.00	27.50	40.00	30.00	20.00
HAND STITCHING NEEDLE M.SIZE	PACKET	10.00	10.00	7.75	9.00	7.50	10.00	5.00
SEWING MACHINE NEEDLE (SINGER)	EACH	5.00	5.00	5.00	5.00	10.00	5.00	6.00
HOUSEHOLD SERVANT FEMALE P/T	P/MNTH	1858.33	2000.00	1300.00	1700.00	1878.57	1500.00	1550.00
MARRIAGE HALL WITH FURNITURE	P/HEAD	146.25	155.00	125.00	125.00	147.50	150.00	115.00
SEPTRAN TABLETS	10TAB.	16.00	16.00	16.00	16.00	16.10	16.50	16.00
BRUFEN TABS 200-MG.	10TAB.	8.90	8.90	8.91	10.00	8.90	8.90	10.00
PANADOL TAB. EXTRA/PLAIN	10TAB.	12.00	12.00	12.00	12.00	12.00	12.00	12.00
DISPRIN TAB.	10TAB.	12.40	12.40	12.40	12.40	12.00	12.40	14.00
TRISIL TAB.	10 TAB	10.00	10.00	10.00	10.00	10.00	10.00	10.00
FLAGYL TAB. 200 MG.	10TAB.	10.00	10.00	10.00	10.00	10.00	10.00	10.00
VENTOLIN TAB. 2MG.	10TAB.	9.92	9.92	9.92	9.92	12.00	10.00	10.00
DAONIL TAB. 5 MG.	10TAB.	16.94	16.94	16.83	16.94	16.92	16.90	17.00

Contd.

7.11 Intercity Consumer Prices
April, 2016

Description	Unit	Rawalpindi	Islamabad	Attock	Jehlum	Lahore	Sahiwal	Gujran-wala
ENTOX TAB.	10TAB.	10.00	10.00	10.00	10.00	10.00	10.00	10.00
RENITEC TAB. 5 MG.	10TAB.	58.50	58.50	58.50	58.50	58.50	59.00	58.50
CAC. 1000 TAB	BOTTLE	122.00	122.00	122.00	122.00	122.00	122.00	122.00
AMOXIL CAPSOLE 250 MG.S	10CAP.	35.70	35.70	35.60	35.70	35.70	36.50	35.00
CALCIUM SYRUP SANDOZ	BOTTLE	64.00	64.00	64.00	64.00	64.00	64.00	64.00
LEDERPLEX SYRUP	BOTTLE	35.00	35.00	35.00	35.00	35.00	35.00	35.00
SANCOS SYRUP (50 ML.)	BOTTLE	27.50	27.50	27.50	27.50	30.00	30.00	30.00
PHENERGAN SYRUP 120 ML.	BOTTLE	33.00	33.00	33.00	33.00	33.00	33.00	34.50
CALPOL SYRUP 60 ML.	BOTTLE	28.00	28.00	28.00	28.00	28.00	28.00	28.00
HYDRYLLIN SYRUP 120 ML.	BOTTLE	65.00	65.00	65.00	65.00	65.00	65.00	65.00
POLYFAX EYE OINTMENT	TUBE	21.00	21.00	21.00	21.00	21.00	21.00	21.00
BETNESOL EYE DROPS	BOTTLE	33.89	33.89	33.89	33.89	33.89	33.89	33.89
EAR DROPS (CARDISPORINE) ***	BOTTLE	21.00	21.00	21.00	21.00	21.00	21.00	21.00
BETNOVATE-N OINTMENT 5 GMS	TUBE	15.06	15.06	15.06	0.00	16.65	16.67	16.67
BURNOL CREAM 30 GRM	TUBE	16.00	16.00	16.00	16.00	16.00	16.00	16.00
VICKS VAPORUB/BALM	BOTTLE	36.00	36.00	36.00	36.00	36.00	36.00	36.00
GLYCRINE SMALL BOTTLE	BOTTLE	28.00	28.00	27.50	25.00	35.00	25.00	17.00
JOUHAR JOSHANDA	PKT.	8.00	8.00	8.00	8.00	8.00	8.00	8.00
GALXOS-D (450 GRMS)	PKT.	157.50	157.50	157.50	168.75	157.50	157.50	157.50
GRIPE-WATER WOODWARDS	BOTTLE	55.00	55.00	55.00	55.00	55.00	55.00	55.00
SANIPLAST ONE PUTTY	EACH	2.00	2.00	2.00	2.00	2.00	2.00	2.00
O.R.S. (NIMCOL)	PKT.	17.00	17.00	17.00	17.00	17.00	15.00	17.00
DETTOL (MEDIUM)	BOTTLE	46.80	46.80	46.80	46.80	46.80	46.00	46.80
COTTON BANDAGE 2" - 4"	EACH	9.00	9.00	8.00	9.00	8.00	9.00	7.00
THERMOMETER CHINA	EACH	45.00	45.00	50.00	47.50	47.50	45.00	35.00
DOCTOR (MBBS) CLINIC FEE	P/PAT.	166.67	175.00	110.00	125.00	100.00	250.00	75.00
URINE TEST (DR) CHARGES	P/TEST	204.17	225.00	80.00	100.00	155.00	100.00	100.00
BLOOD TEST (CP) CHARGES	P/TEST	379.17	387.50	200.00	300.00	575.00	225.00	300.00
SUGAR TEST (RANDOM/FASTING BOTH) CHARGES	P/TEST	272.92	362.50	170.00	197.50	150.00	110.00	200.00
ECG CHARGES	P/TEST	264.58	312.50	150.00	250.00	300.00	225.00	200.00
X-RAY (CHEST) CHARGES	P/X-RAY	383.33	425.00	275.00	375.00	375.00	300.00	400.00
CAR SUZUKI 800 CC (W/O. A/C)	EACH	659800.00	659800.00	659800.00	659800.00	645000.00	634000.00	645000.00
CAR SUZUKI 1000 CC	EACH	1081300.00	1081300.00	1081300.00	1081300.00	1070000.00	1044000.00	1060000.00
CAR TOYOTA 1300 CC	EACH	1697000.00	1697000.00	1692000.00	1697000.00	1810500.00	1767000.00	1767000.00
CAR HONDA CIVIC	EACH	2163500.00	2163500.00	2145500.00	2145500.00	2165000.00	2053000.00	2053000.00
MOTORCYCLE HONDA CD-70.	EACH	63500.00	63500.00	63500.00	63500.00	63500.00	63500.00	63500.00
MOTORCYCLE YAMAHA 100CC.	EACH	79300.00	79300.00	79300.00	79300.00	79300.00	79300.00	79300.00
MOTOR CYCLE HERO 70 CC	EACH	41250.00	41250.00	41250.00	43500.00	49000.00	43000.00	43500.00
BICYCLE WITH TYRES & TUBES	EACH	7900.00	7900.00	7900.00	7350.00	7500.00	6900.00	7200.00
TYRE CAR WITH TUBE GENERAL	EACH	2975.00	2975.00	2975.00	2700.00	3000.00	2400.00	3300.00
TYRE MOTOR CYCLE WITHOUT TUBE	EACH	1137.50	1137.50	1250.00	1050.00	1200.00	875.00	1250.00
TYRE CYCLE SPECIFY BRAND NAME	EACH	345.83	355.00	370.00	350.00	330.00	300.00	330.00
TYRE CAR W/O TUBE	EACH	2850.00	2850.00	3275.00	3075.00	2700.00	2200.00	3000.00
PETROL SUPER	LITRE	64.21	64.21	64.21	64.21	64.21	64.21	64.21
HIGH SPEED DIESEL HSD	LITRE	72.46	72.46	72.46	72.46	72.46	72.46	72.46
CNG	K.G.	75.82	75.82	75.82	0.00	67.50	67.50	67.50
GAS CYLINDER STAND. SIZE	EACH	1060.00	1080.00	1040.00	995.00	770.00	725.00	715.00
MOTOR CYCLE SERVICE CHARGES	EACH	325.00	325.00	290.00	250.00	200.00	187.50	280.00
CAR SERVICE CHARGES	EACH	337.50	375.00	325.00	275.00	300.00	300.00	250.00
TYRE PUNCTURE CHARGES	EACH	75.00	75.00	45.00	70.00	80.00	70.00	50.00
CYCLE OVERHAULING CHARGES	EACH	783.33	825.00	290.00	375.00	319.64	325.00	160.00
CAR TAX FOR 800CC TO 1300CC	YEARLY	2650.00	432.00	2650.00	2650.00	2650.00	2650.00	2650.00
TRAIN FARE ECO. 1-100 KM.	P/KM.	0.68	0.68	0.68	0.68	0.68	0.68	0.68
TRAIN FARE ECO. 101-500 KM.	P/KM.	0.98	0.98	0.98	0.98	0.98	0.98	0.98
TRAIN FARE ECO. > 500 KM.	P/KM.	0.89	0.89	0.89	0.89	0.89	0.89	0.89
TRAIN FARE IST SLP. 1-100KM	P/KM.	2.10	2.10	2.10	2.10	2.10	2.30	2.10
TRAIN FARE IST SLP.101-500 KM	P/KM.	2.59	2.59	2.59	2.59	2.59	2.59	2.59
TRAIN FARE IST SLP. > 500 KM	P/KM.	1.99	1.99	1.99	1.99	1.99	1.99	1.99
TRAIN FARE A/C SLP. 1-100KM.	P/KM	5.76	5.76	5.76	5.76	5.76	5.76	5.76
TRAIN FARE A/C SLP.101-500KM	P/KM.	4.59	4.59	4.59	4.59	4.59	4.59	4.59
TRAIN FARE A/C SLP > 500KM.	P/KM	4.16	4.16	4.16	4.16	4.16	4.16	4.16

Contd.

7.11 Intercity Consumer Prices
April, 2016

Description	Unit	Rawalpindi	Islamabad	Attock	Jehlum	Lahore	Sahiwal	Gujran-wala
PLATEFORM TICKET	EACH	10.00	10.00	10.00	10.00	10.00	10.00	10.00
AUTO RICKSHAW FARES	KM/MIN	65.00	0.00	35.00	65.00	50.00	70.00	60.00
FULL TONGA CHARGES	KM/MIN	0.00	0.00	0.00	0.00	80.00	90.00	50.00
TAXI 4 SEATER FARE	KM/MIN	100.00	100.00	75.00	0.00	100.00	100.00	100.00
BUS FARE MIN (WITHIN CITY)	TICKET	9.00	9.00	0.00	9.00	9.00	0.00	9.00
BUS FARE MAX (WITHIN CIT	TICKET	21.00	21.00	0.00	21.00	21.00	0.00	21.00
BUS FARE OUTSIDE CITY	P/KM.	0.86	0.86	0.86	0.86	0.86	0.86	0.86
A/C BUS FARE OUTSIDE CITY	P/KM.	1.55	1.55	1.53	1.55	2.00	1.55	1.45
MINIBUS FARE MIN.WITH IN CITY	TICKET	11.00	11.00	0.00	0.00	11.00	0.00	10.00
MINIBUS FARE MAX.WITH IN CITY	TICKET	22.50	22.25	0.00	0.00	24.00	0.00	20.00
SUZUKI FARE MIN.WITH IN CITY	TICKET	11.00	11.00	10.00	0.00	12.00	0.00	10.00
SUZUKI FARE MAXIMUM W.IN CITY	TICKET	17.00	17.00	10.00	10.00	22.00	0.00	20.00
AIR FARE ECONOMY CLASS.	P/KM.	19.26	19.26	0.00	0.00	19.26	0.00	0.00
POSTAL ENVELOPE DOMESTIC	EACH	8.00	8.00	8.00	8.00	8.00	8.00	8.00
ENVELOPE FOR SAUDI ARABIA	EACH	50.00	50.00	50.00	50.00	50.00	50.00	50.00
POSTAL REGISTRATION CHARGES	EACH	38.00	38.00	38.00	38.00	38.00	38.00	38.00
U.M.S. REG CHARGES MIN.	EACH	58.00	58.00	58.00	58.00	60.00	59.00	59.00
T.C.S. CH. MIN.WITH IN ZONE	EACH	150.00	150.00	150.00	150.00	150.00	150.00	150.00
TELEPHONE CHARGES LOCAL CALL	P/CALL	3.94	3.94	3.94	3.94	3.94	3.94	3.94
TEL CHARGES OUT SIDE CITY	P/CALL	3.94	3.94	3.94	3.94	3.94	3.94	3.94
INTERNET CHARGES	P/HOUR	27.50	27.50	27.50	50.00	15.00	12.00	20.00
MOBILE CELL CHARGES	P/UNIT	3.00	3.00	3.00	3.00	2.50	3.00	3.00
FAX CHARGES (LOCAL)	P/PAGE	12.50	12.50	12.50	12.50	10.00	20.00	30.00
TELEPHONE SET AV. QLTY	EACH	625.00	725.00	550.00	825.00	775.00	650.00	450.00
MOBILE SET NOKIA/SONY/ERICSON/SAMSUNG WITHOUT CAMERA	EACH	2133.33	2175.00	2125.00	2525.00	2700.00	2200.00	2825.00
T.V. 20" COLORED WEGA H-A21.	EACH	18108.33	18200.00	18100.00	18100.00	20500.00	18900.00	15000.00
T.V 20" COLOR CHINA/KORIA)	EACH	14250.00	14250.00	14250.00	14250.00	6500.00	13500.00	7000.00
V.C.P. PANASONIC/LG/NAT	EACH	5900.00	5900.00	5550.00	5750.00	4200.00	0.00	0.00
DVD/VCD PLAYER PANASONIC/LG	EACH	3750.00	3750.00	3550.00	3750.00	6557.14	4500.00	4600.00
RADIO WITH C.PLAYER NATIONAL	EACH	2150.00	2150.00	2150.00	2050.00	1821.43	1800.00	2250.00
PERSONNEL COMPUTER (BRANDED)	EACH	69250.00	69250.00	69250.00	69500.00	53000.00	50000.00	37400.00
VID. CASSETTE BLK. TDK/SONY	EACH	144.17	145.00	135.00	175.00	122.14	155.00	0.00
COM. C.D. (TDK/IMATION)	EACH	56.67	59.38	75.00	75.00	36.79	60.00	35.00
TAPE RECORDER CASSETTE BLANK	EACH	42.50	47.50	42.50	47.50	40.00	65.00	35.00
VIDEO GAME SEGA 16 BYTE	EACH	1150.00	1150.00	1175.00	1050.00	1200.00	1650.00	1050.00
CINEMA A/C. HIGH CLASS	TICKET	150.00	0.00	0.00	0.00	275.00	0.00	80.00
CINEMA NON-A/C HIGH CLASS	TICKET	80.00	0.00	0.00	0.00	150.00	50.00	60.00
CABLE CHARGES	PER MONT	325.00	325.00	275.00	300.00	303.57	200.00	300.00
TV.LICENCE FEE DOMESTIC	YEARLY	420.00	420.00	420.00	420.00	420.00	420.00	420.00
ENGLISH BOOK CLASS V1	EACH	77.00	77.00	77.00	77.00	77.00	77.00	77.00
ENGLISH BOOK CLASS IX OR X	EACH	130.00	130.00	130.00	130.00	130.00	130.00	130.00
ENG. BOOK IST.YR COMPLETE SET	EACH	84.00	84.00	84.00	84.00	84.00	84.00	84.00
ENGLISH BOOK BA/B.SC	EACH	178.00	178.00	178.00	178.00	178.00	178.00	178.00
URDU BOOK CLASS V (T.B.BORD)	EACH	59.00	59.00	59.00	59.00	59.00	59.00	59.00
URDU BOOK CLASS IX/X(T.B.B)	EACH	139.00	139.00	139.00	139.00	139.00	139.00	139.00
URDU BOOK IST.YEAR/INTER	EACH	53.00	53.00	53.00	53.00	53.00	53.00	53.00
URDU BOOK BA/B.SC	EACH	140.00	140.00	140.00	140.00	140.00	140.00	140.00
MATHS BOOK CALSS V (T.B.B)	EACH	78.00	78.00	78.00	78.00	78.00	78.00	78.00
MATHS BOOK CLASS IX OR X	EACH	279.00	279.00	279.00	279.00	279.00	279.00	279.00
MATHS BOOK IST.YEAR (T.B.B)	EACH	156.00	156.00	150.00	156.00	156.00	156.00	156.00
PAKISTAN STUDIES BOOK BA/B.SC	EACH	125.00	125.00	125.00	125.00	125.00	125.00	125.00
DAILY "DAWN"	P/COPY	19.00	19.00	19.00	19.00	19.00	19.00	19.00
DAILY "JANG"	P/COPY	12.00	12.00	12.00	12.00	12.00	12.00	12.00
DAILY "NAWA-E-WAQT"	P/COPY	12.00	12.00	12.00	12.00	12.00	12.00	12.00
WEEKLY "AKHBAR-E-JAHAN"	P/COPY	55.00	55.00	55.00	55.00	55.00	55.00	55.00
WEEKLY "MAG"	P/COPY	45.00	45.00	45.00	45.00	45.00	45.00	45.00
MONTHLY "NAUNEHAL DIGEST"	P/COPY	35.00	35.00	35.00	35.00	35.00	35.00	35.00
PAPER FOOLSCAPE (27"x17")	QUIRE	57.50	57.50	57.50	55.00	25.00	25.00	30.00
EXERCISE.BOOK LINED 80/100 PGS	EACH	67.08	75.63	62.50	57.50	30.00	35.00	36.00
PENCILGOLDFISH/DEER	EACH	8.00	8.00	8.00	8.00	7.00	6.00	7.00
PEN INK DOLLOR 57 ML BOTTLE	EACH	25.00	25.00	25.00	20.00	20.00	20.00	20.00

Contd.

7.11 Intercity Consumer Prices
April, 2016

Description	Unit	Rawalpindi	Islamabad	Attock	Jehlum	Lahore	Sahiwal	Gujran-wala
PHOTOSTATE PAPER 70 GM	PRT	365.00	365.00	365.00	315.00	350.00	330.00	380.00
BALL PEN (local)	EACH	8.00	10.00	10.00	10.00	6.00	6.00	5.00
FOUNTAIN PEN HERO/WINGS/CHINA	EACH	47.50	47.50	47.50	46.25	60.00	50.00	40.00
PRIVATE SCHOOL FEE ENGLISH MEDIUM AVERAGE STANDARD (CLASS I)	PER MONTH	3475.00	3325.00	1287.50	2035.00	1571.43	2255.00	1550.00
PRIVATE SCHOOL FEE ENGLISH MEDIUM AVERAGE STANDARD (CLASS V)	PER MONTH	3475.00	3400.00	1325.00	2035.00	1742.86	2255.00	1650.00
PRIVATE SCHOOL FEE ENGLISH MEDIUM AVERAGE STANDARD (CLASS VI	PER MONTH	3533.33	3643.75	1450.00	2080.00	1969.64	2280.00	1800.00
PRIVATE SCHOOL FEE ENGLISH MEDIUM AVERAGE STANDARD (CLASS X)	PER MONTH	3881.25	3856.25	1875.00	2290.00	2478.57	2442.50	2200.00
PRIVATE MEDICLE COLLEGE FEE MBBS (IST YEAR)	PER MONTH	50468.75	50468.75	50468.75	0.00	28832.80	0.00	0.00
PRIVATE ENGINEERING COLLEGE FEE (ISTR YEAR)	PER MONTH	14975.25	14975.25	11011.50	0.00	18098.00	0.00	0.00
GOVT. COLLEGE FEE IST. YEAR	MONTH	50.00	195.00	50.00	50.00	60.00	50.00	50.00
GOVT. COLLEGE FEE 4TH. YEAR	MONTH	60.00	225.00	60.00	60.00	70.00	60.00	60.00
GOVT. UNIVERSITY FEE MSC.	MONTH	77.50	1000.00	77.50	80.00	97.79	80.00	115.00
GOVT. MED. COLLEGE FEE MBBS	MONTH	873.00	873.00	873.00	0.00	1250.00	1250.00	0.00
GOVT. ENGG. COLL. FEE I YEAR	MONTH	600.00	600.00	600.00	0.00	750.00	500.00	0.00
COACHING FEE FOR CLASS IX/X	PER MONTH	2750.00	2987.50	1550.00	3000.00	1828.57	1400.00	600.00
COACHING CHARGES FOR CLASS IST YEAR/INTER (SCIENCE)	PER MONTH	3250.00	3450.00	2200.00	3500.00	2821.43	2300.00	1200.00
COACHING CHARGES FOR CLASS IST YEAR/INTER (COMMERCE)	PER MONTH	2691.67	3062.50	1900.00	3500.00	2792.86	1300.00	1200.00
I.T. TUITION FEES	PER MONTH	2100.00	2100.00	1450.00	3606.25	6066.80	1500.00	4500.00
MBA TUITION FEES	PER MONTH	13955.00	13955.00	7667.00	4500.00	15687.50	0.00	7000.00
BREAD TANDOORI ST. SIZE	EACH	7.50	7.50	6.50	6.00	6.00	5.50	6.00
COOKED MUTTON (AV. HOTEL)	PLATE	172.50	171.25	190.00	155.00	200.71	150.00	120.00
COOKED BEEF (AV. HOTEL)	PLATE	92.50	93.75	75.00	85.00	83.04	80.00	60.00
COOKED DAL (AV. HOTEL)	PLATE	63.33	68.75	57.50	55.00	61.07	40.00	40.00
CHICKEN BIRYANI FULL/DOUBLE	PLATE	132.50	135.00	165.00	110.00	131.96	130.00	110.00
TEA PREPARED (ORDINARY)	CUP	20.00	20.00	20.00	20.00	19.21	20.00	20.00
HAIRCUT CHARGES FOR MEN	P/CUT	86.25	102.50	75.00	60.00	112.86	100.00	60.00
BEAUTY PORL HAIR STYL CHARGE	P/STY.	391.67	475.00	275.00	475.00	339.29	250.00	350.00
SHAVING CHARGES	PER SHV	49.58	60.00	55.00	45.00	55.71	40.00	40.00
LIPSTICK S.MISS/MEDORA	EACH	110.00	110.00	115.00	110.00	120.00	110.00	110.00
NAIL POLISH S.MISS/MEDORA	EACH	115.00	115.00	105.00	115.00	110.00	95.00	60.00
PERFUME MED.SIZE MEDORA/BROACH	EACH	200.00	200.00	200.00	200.00	180.00	170.00	120.00
HAIR-OIL AMLA/CHAMBELI	BOTTLE	100.00	100.00	115.00	110.00	130.00	120.00	110.00
TOILET SOAP LUX 95 GRAMS	EACH	31.00	31.00	33.00	31.00	33.00	33.00	44.78
TOILET SOAP LIFEBOUY 140 GRM	EACH	37.00	37.00	37.00	37.00	37.00	37.00	37.00
TOILET SOAP SAFEGUARD BATH SIZE	EACH	46.00	46.00	46.00	46.00	46.00	46.00	46.00
TOOTHPASTE MACKLINES 70 GRM	EACH	50.00	50.00	50.00	50.00	50.00	50.00	50.00
TOOTHPAST MED SIZE CLGATE 70 GMS	EACH	75.00	75.00	75.00	75.00	61.00	65.00	60.00
TOOTHBRUSH SHEILD A/PLAUQUE	EACH	25.00	25.00	25.00	25.00	35.00	60.00	50.00
TOOTHPOWDER DENTONIC 90 GRM	EACH	28.00	28.00	32.00	28.00	32.00	28.00	25.00
HAIR-COLOUR BEGIN (6 GMS)	EACH	105.00	105.00	105.00	105.00	105.00	105.00	105.00
HAIR COLOUR (KALAKOLA)	BOTTLE	130.00	130.00	130.00	130.00	130.00	120.00	140.00
FACECREAM PONDS (MEDIUM)	EACH	110.00	110.00	120.00	120.00	120.00	110.00	120.00
TALC POWDER VICE ROAY,B.CAT	EACH	145.00	145.00	145.00	145.00	130.00	150.00	145.00
BLADE TREET ORDINARY 10'S	PKT.	40.00	40.00	40.00	35.00	35.00	32.00	40.00
BLADE 7-O-CLOCK STAIN. 5'S	PKT.	35.00	35.00	35.00	35.00	35.00	30.00	35.00
SHAMPOO SUNSILK/PAINTIN 100 ML	BOTTLE	110.00	110.00	110.00	110.00	100.00	99.00	110.00
BEAUTY CREAM (FAIR & LOVELY)	EACH	75.00	75.00	75.00	75.00	110.00	185.00	185.00
HAIR REMOVING CREAM (EU-CREAM)	TUBE	65.00	65.00	65.00	65.00	65.00	65.00	65.00
GEL MEDIUM SIZE	BOTTLE	102.50	107.50	100.00	127.50	65.00	120.00	65.00
DISPOSABLE RAZOR GILLET-II	EACH	42.50	42.50	42.50	40.00	45.00	45.00	43.00
SHAVING CREAM TOUCH-ME/ADM.	EACH	65.00	65.00	65.00	70.00	65.00	60.00	65.00
GOLD TEZABI 24 CT	10 GM.	42200.00	42200.00	41840.00	41670.00	42300.00	41409.00	42000.00
SILVER TEZABI 24 CT	10 GM.	608.33	610.00	590.00	630.00	570.00	600.00	582.00
ARTIFICIAL JEWELLARY SET	SET	1283.33	1325.00	850.00	687.50	1289.29	500.00	800.00
WRIST WATCH GENTS CITIZEN (ORIGINAL) ***	EACH	5100.00	5250.00	4900.00	4250.00	7785.71	4000.00	2500.00
WRIST WATCH LADIES CITIZEN (ORIGINAL) ***	EACH	5100.00	5250.00	4900.00	4250.00	8410.71	4000.00	2500.00
WALL CLOCK QUARTZ AV.QLTY	EACH	520.83	550.00	550.00	310.00	864.29	600.00	487.50
SUITCASE REXIN (24"x16"x6")	EACH	1775.00	1775.00	1650.00	850.00	989.29	1050.00	700.00
TRUNK MEDIUM SIZE ***	EACH	2250.00	2243.75	2250.00	1950.00	2303.57	2000.00	1525.00
PURSE LADIES (LEATHER) AVERAGE QUALITY	EACH	529.17	612.50	525.00	437.50	1400.00	900.00	700.00

7.11 Intercity Consumer Prices
April, 2016

Description	Unit	Wazira-bad	Sialkot	Faisalabad	Jhang	Multan	Muzaffar-garh	D.G. Khan
WHEAT	10 KG.	370.00	340.00	337.50	340.00	325.00	335.00	325.00
WHEAT FLOUR FINE/SUPERIOR.	KG.	42.00	45.00	41.00	40.00	40.00	40.00	38.00
WHEAT FLOUR AVG. QLTY	KG.	40.00	35.00	35.00	39.00	36.50	36.00	35.00
WHEAT FLOUR BAG	10 KG.	375.00	380.00	375.00	370.00	365.00	360.00	350.00
MAIDA	KG.	50.00	50.00	50.00	45.00	45.50	45.50	50.00
SUJI	KG.	50.00	60.00	50.00	48.00	47.00	46.00	50.00
BESAN AV. QLTY.	KG.	120.00	120.00	120.00	120.00	117.50	117.50	120.00
RICE BASMATI SUP. QLTY.	KG.	80.00	77.50	95.00	110.00	108.33	100.00	90.00
RICE BASMATI 385/386	KG.	50.00	70.00	60.00	55.00	72.50	62.50	70.00
RICE BASMATI BROKEN AV.QLTY	KG.	50.00	50.00	60.00	65.00	63.33	62.50	60.00
RICE IRRI-6 (SINDH/PUNJAB)	KG.	52.50	47.50	50.00	38.00	36.00	35.00	35.00
VERMICELLI	KG.	80.00	75.00	75.00	80.00	80.00	77.50	80.00
BREAD PLAIN MEDIUM SIZE	EACH	40.00	40.00	40.00	40.00	45.00	45.00	50.00
RUSK (PAPAY)	KG.	160.00	140.00	195.00	200.00	220.00	200.00	200.00
BISCUITS-PACKED	PKT	35.00	35.00	35.00	35.00	35.00	35.00	35.00
BISCUIT-BAKERY (LOOSE)	250 GM	100.00	80.00	73.75	70.00	90.00	70.00	80.00
CORNFLAKS FAUJI 225 GM.	PKT	180.00	176.40	195.00	210.00	175.50	175.50	198.00
SAMOSA (VEGATABLE)	EACH	10.00	15.00	19.00	15.00	14.67	13.50	10.00
PASTRY AV.QLTY.	EACH	30.00	25.00	23.75	30.00	35.83	22.50	30.00
PATTIES (VEGATABLES)	EACH	15.00	20.00	22.50	25.00	29.17	25.00	20.00
NIMCO	250 GM	50.00	50.00	67.50	100.00	72.50	70.00	70.00
CHIPS	250 GM	60.00	65.00	66.25	100.00	83.33	82.50	65.00
BEEF WITH BONE AV.QLTY.	KG	280.00	300.00	295.00	300.00	320.00	310.00	300.00
MUTTON AV.QLTY.	KG	550.00	650.00	700.00	650.00	675.00	575.00	650.00
CHICKEN FARM BROILER (LIVE)	KG	169.00	195.00	167.00	190.00	167.50	167.50	185.00
FISH-RAHU MEDIUM SIZE	KG	250.00	200.00	295.00	350.00	266.67	275.00	260.00
MILK FRESH (UNBOILED)	LTR.	80.00	70.00	70.00	70.00	75.00	70.00	70.00
CURD	KG.	90.00	80.00	80.00	80.00	90.00	80.00	85.00
MILK TETRA PACK 1/2 LTR.	PKT.	60.00	60.00	60.00	60.00	60.00	60.00	60.00
LACTOGEN 400 GRAMS	PKT.	435.00	435.00	435.00	420.00	435.00	435.00	435.00
POWDER MILK NIDO 400GM.	PKT	380.00	380.00	380.00	380.00	380.00	380.00	390.00
MILK POWDER LOOSE/PACKED	KG.	350.00	460.00	525.00	500.00	512.50	525.00	640.00
BUTTER LOCAL PACKED	50 GM.	35.00	25.00	35.00	25.00	27.00	27.00	25.00
EGGS FARM	DOZ	72.00	70.00	72.50	65.00	62.50	67.50	80.00
MUSTARD OIL AV.QLTY.	KG.	160.00	160.00	200.00	160.00	177.50	180.00	170.00
COOKING OIL (DALDA)	2.5LTR	467.00	467.00	440.00	440.00	465.00	465.00	465.00
COOKING OIL (PAKWAN) OTHER BRAND SPECIFY	2.5 LTR	420.00	420.00	375.00	441.66	383.00	375.00	465.00
VEGETABLE GHEE TIN	2.5KG.	452.00	452.00	435.00	440.00	440.00	440.00	440.00
VEGETABLE GHEE (LOOSE)	KG.	140.00	135.00	135.00	162.00	142.00	141.00	140.00
DATES AV.QLTY.	KG.	150.00	170.00	190.00	200.00	171.67	190.00	160.00
PISTACHIO AV.QLTY.	50 GM.	120.00	135.00	78.75	110.00	122.50	132.50	100.00
ALMONDS WHOLE AV.QLTY.	KG.	525.00	600.00	575.00	700.00	525.00	625.00	550.00
COCONUT DRY AV.QLTY.	KG.	240.00	250.00	290.00	240.00	282.50	290.00	250.00
RAISINS AV.QLTY.	50 GM.	20.00	20.00	20.00	15.00	19.67	22.50	15.00
GROUNDNUTS (WITH SHELL)	KG.	200.00	200.00	205.00	160.00	190.00	190.00	145.00
MALTA/MOSAMBI	DOZ	120.00	150.00	82.50	120.00	195.00	145.00	150.00
KINNU	DOZ	125.00	120.00	275.00	300.00	169.00	190.00	140.00
APPLE	KG	130.00	127.50	130.00	130.00	161.67	155.00	70.00
ALOO BUKHARA	KG	0.00	200.00	0.00	0.00	0.00	0.00	0.00
POMEGRANATE (ANNAR)	KG	0.00	0.00	0.00	0.00	0.00	0.00	0.00
GRAPES	KG	0.00	0.00	0.00	0.00	0.00	0.00	0.00
BANANAS	DOZ	77.50	95.00	65.00	80.00	84.17	85.00	90.00
MANGO KALMI	KG	0.00	100.00	0.00	0.00	0.00	0.00	0.00
GUAVA	KG	100.00	80.00	75.00	80.00	92.00	85.00	80.00
WATERMELON (TURBOOZ)	KG	111.25	20.00	22.50	40.00	37.50	27.50	35.00
MUSKMELON (KHARBOOZA)	KG	50.00	60.00	50.00	50.00	46.67	55.00	55.00
SWEETMELON (GARMA)	KG	0.00	0.00	0.00	0.00	0.00	0.00	0.00
PULSE MASOOR (WHOLE)	KG.	130.00	140.00	135.00	120.00	124.17	137.50	140.00
PULSE MASOOR (WASHED)	KG.	150.00	160.00	160.00	140.00	135.00	145.00	140.00
PULSE MOONG (WASHED)	KG.	150.00	165.00	220.00	150.00	145.00	142.50	150.00
PULSE MASH (WASHED)	KG.	280.00	270.00	280.00	250.00	255.00	255.00	250.00
PULSE GRAM	KG.	120.00	120.00	117.50	120.00	115.83	117.50	120.00
GRAM WHOLE BLACK AV QLTY.	KG.	115.00	110.00	120.00	110.00	114.17	117.50	120.00

7.11 Intercity Consumer Prices
April, 2016

Description	Unit	Wazira-bad	Sialkot	Faisalabad	Jhang	Multan	Muzaffar-garh	D.G. Khan
								Contd.
GRAM WHOLE YELLOW AV.QLTY	KG.	130.00	140.00	125.00	130.00	154.17	155.00	135.00
BEANS (LAL LOBIA)	KG.	130.00	160.00	155.00	120.00	155.00	155.00	180.00
POTATOES	KG	15.00	20.00	16.25	15.00	17.50	17.50	20.00
ONION	KG	40.00	40.00	41.25	40.00	33.33	32.50	40.00
TURNIP	KG	0.00	0.00	0.00	0.00	0.00	0.00	0.00
RADISH	KG	0.00	0.00	0.00	0.00	0.00	0.00	0.00
TOMATOES	KG	50.00	60.00	45.00	60.00	50.00	42.50	45.00
CABBAGE	KG	20.00	30.00	16.25	20.00	25.50	17.50	20.00
CAULIFLOWER	KG	37.50	40.00	46.25	40.00	33.00	17.50	35.00
BRINJAL	KG	0.00	0.00	0.00	0.00	0.00	0.00	0.00
PUMPKIN	KG	0.00	0.00	0.00	0.00	0.00	0.00	0.00
BOTTLEGOURD	KG	30.00	60.00	47.50	30.00	32.50	22.50	35.00
LADY FINGER	KG	0.00	0.00	0.00	0.00	0.00	0.00	0.00
PEAS	KG	80.00	100.00	95.00	80.00	115.00	130.00	80.00
SPINACH	KG	0.00	0.00	0.00	0.00	0.00	0.00	0.00
TINDA	KG	100.00	140.00	127.50	100.00	110.00	105.00	40.00
TURAI	KG	0.00	0.00	0.00	0.00	0.00	0.00	0.00
KARAILA	KG	0.00	0.00	0.00	0.00	0.00	0.00	0.00
ARVI	KG	0.00	0.00	0.00	0.00	0.00	0.00	0.00
CHILLIES GREEN	KG	65.00	100.00	65.00	50.00	68.33	65.00	70.00
CARROT	KG	40.00	50.00	52.50	20.00	37.00	42.50	50.00
COCUMBER (KHEERA)	KG	20.00	20.00	18.75	20.00	20.00	20.00	20.00
LEMON	250GM	20.00	15.00	31.25	30.00	27.50	32.50	45.00
SUGAR REFINED	KG.	64.00	64.00	63.50	64.00	62.00	62.00	63.00
GUR AV.QLTY	KG.	80.00	90.00	82.50	80.00	72.50	72.50	80.00
HONEY LANGANESE 500 GM.	BOTTLE	840.00	692.00	820.00	845.00	850.00	850.00	925.00
MILO 200 GM.	BOTTLE	173.33	222.00	230.00	195.00	200.00	200.00	250.00
CUSTARD POWDER RAFHAN 300 GM.	PKT	80.00	75.00	80.00	80.00	80.00	80.00	75.00
TOFFEE (HILAL)	EACH	1.00	1.00	2.00	2.00	1.00	1.00	1.00
CHOWKELATE CANDY (SMALL SIZE)	EACH	5.00	5.00	5.00	5.00	5.00	5.00	5.00
SWEETMEAT (MIXED)	KG	280.00	260.00	255.00	240.00	291.67	280.00	280.00
ICE CREAM WALLS	CUP.	40.00	40.00	40.00	40.00	40.00	40.00	40.00
ICE	KG	5.00	10.00	10.00	3.00	3.50	3.50	6.00
JAM AHMED/MITCHELLES	BOTTLE	125.00	125.00	140.00	130.00	130.00	130.00	140.00
SQUASH-MITCHELLES	BOTTLE	145.00	135.00	150.00	160.00	160.00	160.00	160.00
ROOH AFZA	BOTTLE	160.00	160.00	160.00	150.00	160.00	160.00	160.00
JAM-E-SHIREEN	BOTTLE	170.00	170.00	180.00	160.00	170.00	170.00	170.00
SAUNF	50 GM	20.00	20.00	17.50	15.00	16.67	19.00	12.00
CINAMON LOOSE AV. QLTY	50 GM.	25.00	20.00	22.50	30.00	24.00	27.50	20.00
CUMINSEED WHITE NATIONAL	50 GM.	52.00	52.00	54.00	55.00	52.00	52.00	52.00
PEPPER BLACK NATIONAL	50 GM.	100.00	96.00	100.00	96.00	100.00	100.00	100.00
CLOVES LOOSE AV.QLTY	50 GM.	100.00	95.00	100.00	70.00	90.83	82.50	80.00
CARDAMOM LARGE LOOSE AV.QLTY	50 GM.	150.00	110.00	140.00	140.00	164.17	167.50	150.00
CARDAMOM SMALL AV.QLTY	50 GM.	90.00	100.00	100.00	100.00	82.50	92.50	70.00
SALT-POWDERED (LAHORI) LOOSE	KG.	10.00	10.00	10.00	10.00	10.00	10.00	10.00
SALT POWDERED (NATIONAL/SHAN)	PKT	25.00	25.00	25.00	25.00	25.00	25.00	25.00
CHILLIES POWD.NATIONAL 200GM	PKT	105.00	105.00	105.00	105.00	105.00	105.00	105.00
CHILLIES POWDER LOOS	KG.	260.00	245.00	250.00	280.00	238.33	255.00	240.00
CORRIANDER SEED POWD.NATIONAL	PKT	110.00	110.00	104.00	96.00	104.00	104.00	0.00
CORRIANDER SEED (LOOSE)	KG.	180.00	300.00	290.00	240.00	243.33	250.00	240.00
TURMERIC POWD.NATIONAL 50GM	PKT.	35.00	35.00	35.00	35.00	35.00	35.00	35.00
CURRY POWD. NATIONAL 200 GM	PKT.	87.00	87.00	87.00	87.00	87.00	87.00	0.00
TOMATO KETCHUP AHMED/MITCHL	BOTTLE	100.00	85.00	100.00	90.00	95.00	95.00	85.00
PICKLES AHMED/MITCHELLES	BOTTLE	100.00	100.00	120.00	100.00	110.00	110.00	115.00
VINEGAR SYNTHETIC (SIRKA)	BOTTLE	70.00	80.00	100.00	85.00	82.00	85.00	80.00
GARLIC	KG	300.00	300.00	330.00	180.00	210.00	195.00	150.00
GINGER	KG	100.00	100.00	210.00	120.00	118.33	115.00	100.00
TAPAL DANEDAR TEA 200GM PACKET	PKT	157.89	157.89	157.89	157.89	157.89	157.89	157.89
TEA LIPTON YELLOW LABEL 200GM.	PKT.	157.89	157.89	173.68	157.89	157.89	157.89	157.90
TEA LOOSE KENYA AV.QLTY 250GM.	PKT.	150.00	150.00	155.00	160.00	125.83	140.00	110.00
COFFEE-NESCAFE 75 GM. **	BOTTLE	350.00	350.00	310.00	320.00	350.00	350.00	350.00
COLD DRINK (STANDARD SIZ)	BOTTLE	25.00	25.00	25.00	25.00	20.00	20.00	25.00

7.11 Intercity Consumer Prices
April, 2016

Description	Unit	Wazira-bad	Sialkot	Faisalabad	Jhang	Multan	Muzaffar-garh	D.G. Khan
								Contd.
FRUIT JUICE TETRA PACK	PKT.	20.00	15.00	20.00	20.00	20.00	20.00	15.00
MINERAL WATER NESTLE 1.5 LTR	BOTTLE	45.00	50.00	45.00	50.00	47.00	47.00	50.00
CIGARETTES K-2 10'S **	PKT	60.00	60.00	60.00	60.00	60.00	60.00	60.00
CIGARETTES CAPSTAN 10'S **	PKT	65.00	65.00	65.00	70.00	65.00	65.00	65.00
CIGARETTES GOLD LEAF 20'S	PKT	120.00	130.00	130.00	120.00	120.00	120.00	120.00
CIGARETTES MORVEN GOLD 20'S	PKT	65.00	65.00	65.00	70.00	65.00	65.00	65.00
BETEL LEAVES	50GM.	60.00	70.00	70.00	90.00	44.17	62.50	80.00
BETEL NUTS	KG.	350.00	400.00	350.00	380.00	348.33	345.00	400.00
LONG CLOTH 57" GUL AHMED/AL-KARAM	METER	170.00	135.00	237.50	365.00	250.00	250.00	250.00
SHIRTING AV.QLTY.	METER	150.00	175.00	125.00	300.00	210.00	210.00	225.00
PANT CLOTH W & WEAR AV.QLTY	METER	312.50	215.00	475.00	600.00	342.50	345.00	350.00
LAWN PRINTED GUL AHMED/AL-KARAM	METER	197.50	177.50	240.00	400.00	360.00	360.00	362.50
GEORGETTE AV.QLTY	METER	150.00	130.00	160.00	350.00	108.00	125.00	125.00
LINEN AV.QLTY ***	METER	100.00	140.00	140.00	275.00	250.00	225.00	137.50
HEAVY WT SUITING LAWERNCPUR AVG QLTY	METER	1050.00	925.00	1375.00	2000.00	1200.00	1200.00	1700.00
HEAVY WT SUITING LAWERNCPUR SUP QLTY	METER	2350.00	950.00	1525.00	2200.00	1950.00	1950.00	1950.00
TROPICAL SUITING LAW.PUR	METER	925.00	800.00	1100.00	1900.00	1200.00	1200.00	1100.00
PANT BOY 24"/26" LENGTH.	EACH	700.00	400.00	400.00	575.00	380.00	390.00	550.00
SHIRT BOY 24"/26" LENGTH	EACH	425.00	355.00	300.00	500.00	318.33	290.00	500.00
SCHOOL UNI. PANT,SHIRT BOYS	SUIT	1000.00	675.00	575.00	750.00	573.33	525.00	650.00
SCHOOL UNI. KAMEEZ,SHAL.BOYS	SUIT	1000.00	675.00	525.00	800.00	535.83	725.00	750.00
SCHOOL UNI. KAMEEZ,SHAL.GIRL	SUIT	900.00	650.00	625.00	800.00	530.00	675.00	850.00
FROCK W/WEAR GIRLS	EACH	875.00	700.00	700.00	1500.00	1550.00	1900.00	1100.00
AWAMI-SUIT W & W(BOY) 24"/26	SUIT	1050.00	950.00	556.25	900.00	815.00	875.00	1100.00
AWAMI-SUIT W&W (GENTS)AV.QLTY	SUIT	1050.00	1250.00	837.50	1500.00	1045.00	1425.00	1600.00
PULLOVER GENTS OXFORD/BON.	EACH	3050.00	3300.00	3100.00	3280.00	3250.00	3180.00	2700.00
PULLOVER LADIES OXFORD/BON.	EACH	2850.00	3300.00	2625.00	2450.00	2990.00	2980.00	2600.00
PULLOVER (GENTS) OTHERS A.QTY	EACH	550.00	700.00	737.50	750.00	1012.50	1050.00	750.00
SECOND-HAND COAT FOR MEN	EACH	475.00	500.00	425.00	425.00	425.00	225.00	200.00
SECONDHAND SWEETER FOR MEN DUP QLTY	EACH	525.00	350.00	275.00	175.00	237.50	135.00	50.00
SECONDHAND WINTER JACKET	EACH	575.00	400.00	475.00	325.00	315.00	275.00	150.00
UNDERWEAR AV.QLTY MEDIUM SIZE	EACH	150.00	100.00	75.00	125.00	156.67	155.00	135.00
VEST FOR MEN AV.QLTY.	EACH	105.00	112.50	110.00	175.00	148.33	155.00	110.00
VEST/SHAMEEZ (WOMEN) AVG. QLTY	EACH	130.00	125.00	112.50	250.00	158.00	135.00	155.00
SOCKS NYLON (PAKISTANI)	PAIR	90.00	65.00	65.00	110.00	96.67	95.00	90.00
BRASSIER AV.QLTY.	EACH	127.50	175.00	125.00	270.00	149.17	110.00	135.00
BRASSIER SUP QLTY	EACH	270.00	462.50	340.00	650.00	336.67	235.00	350.00
DOPATTA GEORGETTE AV.QLTY.	EACH	235.00	275.00	231.25	350.00	226.67	275.00	325.00
DOPATTA COTTON AV GLTY	EACH	180.00	225.00	171.25	200.00	210.00	250.00	275.00
CHADDAR (W/WEAR) (2x2.5 MTR)	EACH	312.50	275.00	331.25	500.00	375.00	475.00	450.00
LUNGI/DHOTI(COTTON) AVG. QLTY	EACH	250.00	195.00	262.50	300.00	228.33	290.00	375.00
HANDKERCHIEF AVG. QLTY PAK	EACH	40.00	35.00	35.00	35.00	42.50	55.00	50.00
HANDKERCHIEF SUP. QLTY PAK	EACH	60.00	50.00	55.00	60.00	55.83	72.50	72.50
GLOVES AV QLTY	PAIR	70.00	100.00	77.50	120.00	105.00	110.00	160.00
AZARBAND COTTON AVG. QLTY	EACH	25.00	10.00	13.50	15.00	13.00	13.50	20.00
SEWING THREAD/REEL(ASLI PARI)	EACH	6.00	5.00	5.50	7.00	7.00	10.00	6.00
WASHING CHARGES PAINT & SHIRT	SUIT	150.00	150.00	65.00	100.00	115.00	105.00	70.00
DRY CLEANING SUIT COAT PANT	SUIT	400.00	400.00	307.50	400.00	283.00	300.00	250.00
WASHING CH. (KAMIZ-SHALWAR)	PAIR	90.00	100.00	65.00	80.00	77.00	80.00	60.00
TAILORING SHIRT	EACH	375.00	325.00	325.00	400.00	370.00	300.00	325.00
TAILORING CHARGES PANT (MEN)	EACH	600.00	625.00	500.00	600.00	470.00	475.00	750.00
TAILORING COAT-PANT SUIT	SUIT	3200.00	3250.00	3750.00	4000.00	3833.33	3450.00	3250.00
TAILORING AWAMI-SUIT (MALE)	SUIT	600.00	500.00	550.00	550.00	625.00	475.00	550.00
TAILORING SUIT FEMALE	SUIT	500.00	500.00	375.00	500.00	335.00	350.00	500.00
GENTS SHOES PAUL BATA	PAIR	1199.00	1199.00	1199.00	1199.00	1199.00	1199.00	1199.00
GENTS SANDAL BATA	PAIR	699.00	699.00	699.00	699.00	699.00	699.00	699.00
GENTS SPOUNG CHAPPAL BATA	PAIR	199.00	199.00	199.00	199.00	199.00	199.00	199.00
LADIES SANDAL BATA	PAIR	499.00	499.00	499.00	499.00	499.00	499.00	499.00
LADIES SPOUNG CHAPPAL BATA	PAIR	179.00	179.00	179.00	179.00	179.00	179.00	179.00
CHILD SHOE POWER LITE BATA	PAIR	599.00	599.00	599.00	599.00	599.00	599.00	599.00
GENTS SHOE, ART 1109 SERVICE	PAIR	999.00	999.00	999.00	999.00	999.00	999.00	999.00
NYLON JOGGER 27 SIZE 2-5 ***	PAIR	1299.00	1299.00	1299.00	1299.00	1299.00	1299.00	0.00

7.11 Intercity Consumer Prices
April, 2016

Description	Unit	Wazira-bad	Sialkot	Faisalabad	Jhang	Multan	Muzaffar-garh	D.G. Khan
								Contd.
CHINA FOOT WEAR AV. QLTY (MALE) *	PAIR	650.00	475.00	525.00	1000.00	516.67	525.00	450.00
CHINA FOOT WEAR AV. QLTY (FEMALE) *	PAIR	500.00	325.00	325.00	800.00	325.00	325.00	325.00
CHINA FOOT WEAR AV. QLTY (CHILDREN) *	PAIR	400.00	325.00	250.00	500.00	275.00	225.00	275.00
SHOE REPAIR HALF SOLE	PAIR	120.00	60.00	130.00	125.00	126.67	72.50	75.00
SHOES POLISH CHARGES AVERAGE SHOP	PAIR	15.00	10.00	17.50	30.00	17.50	17.50	20.00
HOUSE RENT (combined)	MONTH	3207.00	6202.00	6101.00	4484.00	6576.00	4671.00	4265.00
rent 2	pm	3207.00	6202.00	6101.00	4484.00	6576.00	4671.00	4265.00
RENT3	PM	3207.00	6202.00	6101.00	4484.00	6576.00	4671.00	4265.00
RENT4	PM	3207.00	6202.00	6101.00	4484.00	6576.00	4671.00	4265.00
RENT5	PM	3207.00	6202.00	6101.00	4484.00	6576.00	4671.00	4265.00
RENT6	PM	3207.00	6202.00	6101.00	4484.00	6576.00	4671.00	4265.00
SYNTHETIC ENEMAL ROBIALAC BALTI 3.64 LTR.	EACH	1700.00	2093.00	1840.00	1900.00	2258.00	2258.00	1686.00
SYNTHETIC ENEMAL ICI BALTI 3.64 LTR.	EACH	2138.00	2080.00	1860.00	1900.00	2185.00	2185.00	1783.00
CEMENT (LOCAL) SPECIFY BRAND NAME	BAG	500.00	510.00	500.00	510.00	500.00	495.00	500.00
BRICKS (NEW) IST CLASS	P/1000	8000.00	8400.00	6800.00	7200.00	6333.33	5800.00	5500.00
CEMENT BLOCKS (6"x8"x12")	P/100	0.00	0.00	0.00	0.00	0.00	0.00	0.00
BAJREE	100CFT	5000.00	5900.00	5250.00	4000.00	5000.00	3500.00	2600.00
SAND (BLACK PIT SAND)	K100CFT	1800.00	3100.00	3250.00	2000.00	2000.00	1600.00	1800.00
TIMBER SHESHAM LOG IST QUALITY	cubmt.	52111.00	63000.00	63558.00	42377.00	86500.00	70620.00	52900.00
IRON BAR (M.S. BAR) 1/2"	P/TON	67000.00	65500.00	65000.00	64000.00	67625.00	64500.00	66500.00
CARPANTER WAGE RATE	P/DAY	750.00	825.00	600.00	800.00	800.00	725.00	950.00
MASON (RAJ) WAGE RATE	P/DAY	850.00	1050.00	900.00	800.00	800.00	700.00	950.00
UNSKILLED LABOUR WAGE RATE	P/DAY	500.00	650.00	500.00	450.00	500.00	425.00	500.00
PLUMBER WAGE RSTE	P/DAY	750.00	0.00	625.00	800.00	800.00	700.00	950.00
ELECTICIAN WAGE RATE PER DAY **	P/DAY	700.00	0.00	0.00	800.00	0.00	0.00	0.00
ELECTICIAN WAGE RATE PER POINT **	P/PNT	150.00	137.50	115.00	115.00	95.00	80.00	70.00
WATER CHARGES PER HOUSE	P/MONTH	70.00	100.00	128.75	70.00	100.00	0.00	75.00
ELECT.CHARGES UPTO 50 UNITS	P/UNIT	2.00	2.00	2.00	2.00	2.00	2.00	2.00
ELECT.CHARGES 01 - 100 UNIT	P/UNIT	6.18	6.18	6.18	6.18	6.18	6.18	6.18
ELECT.CHARGES 101 - 300 UNIT	P/UNIT	9.54	9.54	9.54	9.54	9.54	9.54	9.54
ELECT.CHARGES 301 - 1000 UNIT	P/UNIT	16.39	16.39	16.39	16.39	16.39	16.39	16.39
ELECT.CHARGES ABOVE 1000 UNIT	P/UNIT	18.39	18.39	18.39	18.39	18.39	18.39	18.39
ELEC	PM	10.50	10.50	10.50	10.50	10.50	10.50	10.50
GAS CHRG upto 3.3719 MMBUT	MMBTU	128.70	128.70	128.70	128.70	128.70	128.70	128.70
GAS CHRG 3.3719 - 6.7438 MMBUT	MMBTU	257.40	257.40	257.40	257.40	257.40	257.40	257.40
GAS CHRG 6.7438 - 10.1157 MMBUT	MMBTU	257.40	257.40	257.40	257.40	257.40	257.40	257.40
GAS CHRG10.1157 - 13.4876 MMBUT	MMBTU	702.00	702.00	702.00	702.00	702.00	702.00	702.00
GAS	PM	702.00	702.00	702.00	702.00	702.00	702.00	702.00
GAS	PM	409.50	409.50	409.50	409.50	409.50	409.50	409.50
KEROSENE OIL	LTR	73.00	77.00	69.00	80.00	67.50	75.00	85.00
FIREWOOD WHOLE	40 KG.	625.00	675.00	600.00	500.00	606.67	575.00	500.00
CHAIR SHESHAM WOOD WITH ARMS **	EACH	2200.00	1950.00	1450.00	2000.00	2000.00	1550.00	1500.00
CHAIR PLASTIC (CHAIRMAN) AVERAGE QUALITY	EACH	500.00	600.00	725.00	850.00	650.00	650.00	575.00
TABLE SHESHAM WOOD (4X2X5") ***	EACH	10000.00	6500.00	4750.00	4275.00	4800.00	4500.00	3000.00
SOFASET WOODEN WITH FOAM SEAT **	SET	20000.00	13500.00	17500.00	18000.00	13875.00	12250.00	16000.00
COT IRON (WITH NIWAR)AV.QLTY.	EACH	1800.00	2000.00	2250.00	2100.00	1850.00	1750.00	1700.00
ALMIRAH (STEEL) 6'X3' 20 GUAGE	EACH	9000.00	8650.00	9750.00	8000.00	7210.00	7200.00	9000.00
DINNING TABLE 6 CHAIRS A.QLTY	SET	24000.00	14500.00	17500.00	30000.00	19100.00	17500.00	21000.00
SINGLE BED WITHOUT FOAM MED.	EACH	9000.00	5500.00	4750.00	8000.00	6125.00	4900.00	4750.00
MATRESS SINGLE(4"THICK)	EACH	5200.00	3900.00	4970.00	5700.00	5200.00	5200.00	5500.00
FARSHI DARI 12'X9' AV.QLTY	EACH	850.00	975.00	1125.00	2500.00	1200.00	1300.00	1000.00
DARI COTTON (6'x2 1/2') AV.QL	EACH	450.00	400.00	512.50	500.00	450.00	600.00	400.00
CARPET PLAIN AV. QLTY	SQFT.	41.00	35.00	57.50	35.00	25.00	25.00	25.00
QUILT (LIHAF) 3 KG. COTTON	EACH	1050.00	775.00	1000.00	1200.00	956.25	725.00	500.00
BLANKET (90" x 54")	EACH	2500.00	3500.00	4750.00	4200.00	3750.00	3750.00	2650.00
BEDSHEET SINGLE BED SUP.QLTY	EACH	375.00	425.00	825.00	700.00	633.33	525.00	650.00
BED SHEET DOUBLE WITH TWO PILLOW COVERS SUP QLTY	SET	800.00	1100.00	1625.00	1800.00	1258.33	1150.00	1100.00
TOWEL(3'x2') AV. QALTY	EACH	175.00	125.00	180.00	300.00	242.00	245.00	200.00
CELING FAN 48" SUPER QLTY **	EACH	2400.00	2400.00	2900.00	3000.00	3495.00	3095.00	3095.00
PEDESTAL FAN 22" SUPER QLTY	EACH	3500.00	3300.00	4500.00	4800.00	5550.00	4750.00	4600.00
REFG. DAWLENCE 10 CFT. D.DOOR	EACH	31000.00	36200.00	29400.00	30500.00	30300.00	30300.00	31500.00
D-FREEZER WAVES 8 CFT.	EACH	31000.00	29400.00	28500.00	32000.00	30400.00	30400.00	31000.00

7.11 Intercity Consumer Prices
April, 2016

Description	Unit	Wazira-bad	Sialkot	Faisalabad	Jhang	Multan	Muzaffar-garh	D.G. Khan
								Contd.
AIRCONDITIONER 1.5 TON PEL	EACH	40000.00	44000.00	46000.00	41500.00	40000.00	40000.00	42000.00
SPLIT AIR CONDITIONER 1.5 TON (SPECIFY BRAND NAME)	EACH	46000.00	41000.00	44000.00	49980.00	50990.00	50990.00	49000.00
AIRCOOLER SUPER ASIA	EACH	12500.00	12000.00	11500.00	11375.00	13000.00	13000.00	14500.00
WASHING MACHINE SINGER	EACH	15600.00	15600.00	16600.00	15450.00	15880.00	15600.00	15900.00
SEWING MACHINE(SINGER)	EACH	5860.00	6095.00	7200.00	6495.00	7200.00	7200.00	6695.00
GIZER LARGE SIZE 30 GALLON CAPACITY SUP QLTY	EACH	19400.00	13750.00	19500.00	22900.00	22900.00	22900.00	22900.00
GAS BURNER DOUBLE SPFY.BRAND	EACH	1350.00	1350.00	1550.00	2000.00	1475.00	1550.00	1300.00
ELECT. IRON PHILIPS MDL.1120	EACH	2200.00	1450.00	2000.00	1500.00	2200.00	1600.00	2100.00
ELECTRIC JUICER FOR APPLE	EACH	4500.00	6000.00	5750.00	7875.00	8200.00	8200.00	4500.00
S.STEEL DEGHCHI MEDIUM SIZE ***	EACH	600.00	430.00	575.00	500.00	767.50	400.00	350.00
ALUMINIUM COOKING PAN (DEGCHI) MED SIZE	EACH	450.00	460.00	475.00	1300.00	296.25	285.00	350.00
NON STICK COOKING PAN (DEGCHI) SUP. QLTY	EACH	1500.00	675.00	1100.00	1200.00	767.86	650.00	800.00
FRYING PAN STEEL AVG. QLTY MED. SIZE	EACH	500.00	310.00	325.00	550.00	295.00	195.00	375.00
TAWA IORN (MEDIUM SIZE) AVG. QLTY	EACH	275.00	275.00	225.00	325.00	210.00	210.00	200.00
S.STEEL PLATE A.QLTY.(M.SIZE)	EACH	82.50	67.50	57.50	80.00	75.00	55.00	60.00
TABLE SPOON S.STEEL SUP.QLTY.	DOZEN	350.00	305.00	375.00	500.00	275.83	245.00	350.00
WATER SET JUG+6 GLASSES (OMROC)	SET	350.00	737.50	725.00	550.00	450.00	475.00	400.00
TEA SET PAK. CHINAWARE 21 PCS.	SET	1600.00	1025.00	1500.00	1950.00	1637.50	1875.00	2000.00
DINNER SET PLASTIC 72 PIECES SUPERIOR QLTY	SET	5500.00	2750.00	8250.00	6000.00	4675.00	4750.00	6000.00
HOTPOT SET PLASTIC 3 PCS.	SET	825.00	825.00	1325.00	1400.00	1275.00	1050.00	1600.00
BUCKET(BALTI) PLASTIC MED.SIZ	EACH	250.00	205.00	325.00	325.00	290.00	255.00	350.00
LOTA PLASTIC (MED SIZE) AVERAGE QUALITY	EACH	40.00	40.00	40.00	60.00	49.17	55.00	60.00
PRESURE COOKER 4 LTR.	EACH	1750.00	912.50	1325.00	1700.00	1650.00	1650.00	1450.00
WATER COOLER 9/10 LTR.PLASTIC ***	EACH	612.50	450.00	675.00	950.00	553.00	575.00	600.00
THERMOS STARVAC 1 LTR	EACH	500.00	600.00	431.25	450.00	450.00	450.00	500.00
BULB PHILIPS 100-WATTS	EACH	30.00	25.00	25.00	30.00	30.00	30.00	30.00
TUBE LIGHT PHILIPS 40 WATTS	EACH	95.00	95.00	97.50	95.00	100.00	100.00	95.00
ELECTRIC BLUBS "0" WATTE LOCAL	EACH	18.00	20.00	20.00	25.00	20.00	20.00	20.00
ELECTRIC BLUB ENERGY SAVER 14 WATTS	EACH	155.00	155.00	162.50	175.00	165.00	165.00	165.00
WASHING SOAP 250 GMS SPECIFY BRAND NAME	EACH	38.00	20.00	25.00	40.00	22.00	20.00	25.00
SURF EXCEL 400 GMS POLY BAG	EACH	125.00	125.00	125.00	125.00	115.00	110.00	125.00
WASHING POWDER 1000 GRM	EACH	158.75	185.00	185.00	185.00	150.00	150.00	185.00
WASHING POWDER (WHEEL/ BONUS) 100 GRAMS	EACH	90.00	95.00	92.50	90.00	90.00	90.00	90.00
CLEANSER POWDER VIM 1000 GM	PKT.	77.77	70.00	75.00	75.00	83.33	83.33	75.00
FINIS 500 ML	BOTTLE	193.75	218.75	195.00	250.00	200.00	237.50	195.00
PHNYLE TYPHONE/FINIS/CARRANITE 3 LITRES	BOTTLE	130.00	120.00	147.50	180.00	165.00	165.00	170.00
HARPIC	BOTTLE	145.00	145.00	150.00	145.00	150.00	150.00	150.00
BOOT POLISH CHERRY/KIWI 50ML	EACH	119.00	100.00	100.00	100.00	125.00	125.00	105.00
ROBIN BLUE (35 GRAMS)	PKT.	50.00	50.00	50.00	50.00	55.00	55.00	50.00
TISSU PAPER PERFUMED 100 PCS.	PKT	110.00	100.00	110.00	105.00	110.00	110.00	110.00
TOILET PAPER ROLL (R.PETEL)	P/ROLL	38.00	40.00	40.00	40.00	40.00	40.00	40.00
BOOT POLISH LIQUID CHEERY BLOSSOM KIWI 75 ML	BOTTLE	150.00	125.00	150.00	150.00	150.00	150.00	150.00
MATCH BOX SMALL	EACH	2.00	2.00	2.50	2.00	2.00	2.00	2.00
DRY CELL 1.5 VOLT(LOCAL)	EACH	20.00	15.00	25.00	25.00	25.00	25.00	25.00
HAND STITCHING NEEDLE M.SIZE	PACKET	5.00	10.00	9.00	10.00	10.00	10.00	10.00
SEWING MACHINE NEEDLE (SINGER)	EACH	6.00	8.00	7.00	8.50	8.60	8.60	5.00
HOUSEHOLD SERVANT FEMALE P/T	P/MNTH	1500.00	1050.00	2250.00	3000.00	1500.00	1200.00	1750.00
MARRIAGE HALL WITH FURNITURE	P/HEAD	105.00	77.50	140.00	150.00	96.67	72.50	110.00
SEPTRAN TABLETS	10TAB.	16.00	16.00	15.00	18.10	16.00	16.00	16.10
BRUFEN TABS 200-MG.	10TAB.	10.00	8.92	10.00	8.90	8.90	8.90	8.90
PANADOL TAB. EXTRA/PLAIN	10TAB.	12.00	12.00	12.00	12.00	12.00	12.00	12.00
DISPRIN TAB.	10TAB.	14.00	12.40	12.00	12.40	12.40	12.40	12.24
TRISIL TAB.	10 TAB	10.00	10.00	10.00	10.00	10.00	10.00	10.00
FLAGYL TAB. 200 MG.	10TAB.	10.00	10.00	10.00	10.00	10.00	10.00	10.00
VENTOLIN TAB. 2MG.	10TAB.	10.00	10.00	10.00	9.90	9.90	9.90	9.90
DAONIL TAB. 5 MG.	10TAB.	17.00	17.00	17.00	16.80	16.83	16.83	17.00
ENTOX TAB.	10TAB.	10.00	10.00	10.00	10.00	10.00	10.00	10.00
RENITEC TAB. 5 MG.	10TAB.	58.50	58.50	58.50	58.80	58.50	58.50	58.50
CAC. 1000 TAB	BOTTLE	122.00	122.00	122.00	122.00	122.00	122.00	122.00
AMOXIL CAPSOLE 250 MG.S	10CAP.	35.00	36.00	36.00	35.70	35.00	35.70	35.70
CALCIUM SYRUP SANDOZ	BOTTLE	64.00	64.00	64.00	64.00	64.00	64.00	64.00
LEDERPLEX SYRUP	BOTTLE	35.00	35.00	35.00	35.00	35.00	35.00	35.00

7.11 Intercity Consumer Prices
April, 2016

Description	Unit	Wazira-bad	Sialkot	Faisalabad	Jhang	Multan	Muzaffar-garh	D.G. Khan
								Contd.
SANCOS SYRUP (50 ML.)	BOTTLE	30.00	30.00	30.00	30.00	30.00	30.00	30.00
PHENERGAN SYRUP 120 ML.	BOTTLE	34.50	33.00	34.00	33.00	33.00	33.00	33.00
CALPOL SYRUP 60 ML.	BOTTLE	28.00	28.00	28.00	28.00	28.00	28.00	28.00
HYDRYLLIN SYRUP 120 ML.	BOTTLE	65.00	65.00	65.00	65.00	65.00	65.00	65.00
POLYFAX EYE OINTMENT	TUBE	21.00	21.00	21.00	21.00	21.00	21.00	21.00
BETNESOL EYE DROPS	BOTTLE	33.89	33.89	33.00	33.89	33.89	33.89	33.89
EAR DROPS (CARDISPORINE) ***	BOTTLE	21.00	21.00	21.00	21.00	21.00	21.00	21.00
BETNOVATE-N OINTMENT 5 GMS	TUBE	16.67	16.00	16.00	16.00	16.00	16.00	16.00
BURNOL CREAM 30 GRM	TUBE	16.00	16.00	16.00	16.00	16.00	16.00	16.00
VICKS VAPORUB/BALM	BOTTLE	36.00	36.00	36.00	36.00	36.00	36.00	36.00
GLYCRINE SMALL BOTTLE	BOTTLE	17.00	20.00	20.00	30.00	20.00	20.00	20.00
JOUHAR JOSHANDA	PKT.	8.00	8.00	8.00	8.00	8.00	8.00	8.00
GALXOS-D (450 GRMS)	PKT.	157.50	157.50	168.75	157.50	168.75	168.75	157.50
GRIPE-WATER WOODWARDS	BOTTLE	55.00	55.00	55.00	55.00	55.00	55.00	55.00
SANIPLAST ONE PUTTY	EACH	2.00	1.40	2.00	2.00	1.40	1.40	1.40
O.R.S. (NIMCOL)	PKT.	17.00	15.00	17.00	17.00	17.00	17.00	17.00
DETTOL (MEDIUM)	BOTTLE	46.80	46.88	46.00	46.00	46.80	46.80	46.80
COTTON BANDAGE 2" - 4"	EACH	7.00	5.00	7.50	8.25	7.00	10.00	7.00
THERMOMETER CHINA	EACH	35.00	40.00	42.50	40.00	45.83	57.50	40.00
DOCTOR (MBBS) CLINIC FEE	P/PAT.	100.00	100.00	125.00	300.00	100.00	100.00	150.00
URINE TEST (DR) CHARGES	P/TEST	100.00	150.00	55.00	60.00	75.00	55.00	100.00
BLOOD TEST (CP) CHARGES	P/TEST	300.00	350.00	225.00	200.00	290.00	225.00	350.00
SUGAR TEST (RANDOM/FASTING BOTH) CHARGES	P/TEST	200.00	200.00	180.00	150.00	122.50	100.00	140.00
ECG CHARGES	P/TEST	200.00	150.00	200.00	200.00	300.00	125.00	300.00
X-RAY (CHEST) CHARGES	P/X-RAY	300.00	200.00	350.00	500.00	250.00	200.00	350.00
CAR SUZUKI 800 CC (W/O. A/C)	EACH	0.00	636500.00	652800.00	640000.00	655400.00	0.00	651800.00
CAR SUZUKI 1000 CC	EACH	0.00	1078300.00	1092800.00	1059000.00	1075200.00	0.00	1077300.00
CAR TOYOTA 1300 CC	EACH	0.00	1767500.00	1767500.00	1770500.00	1767500.00	0.00	1767500.00
CAR HONDA CIVIC	EACH	0.00	2102500.00	0.00	2039000.00	2072000.00	0.00	0.00
MOTORCYCLE HONDA CD-70.	EACH	63500.00	63500.00	63500.00	63500.00	63500.00	63500.00	63500.00
MOTORCYCLE YAMAHA 100CC.	EACH	79300.00	79300.00	79300.00	79300.00	80000.00	80000.00	79300.00
MOTOR CYCLE HERO 70 CC	EACH	42500.00	45000.00	47500.00	45875.00	47500.00	0.00	42000.00
BICYCLE WITH TYRES & TUBES	EACH	7000.00	7300.00	7600.00	8000.00	7000.00	7100.00	7750.00
TYRE CAR WITH TUBE GENERAL	EACH	3000.00	3000.00	2750.00	3000.00	2800.00	2900.00	2800.00
TYRE MOTOR CYCLE WITHOUT TUBE	EACH	1200.00	1120.00	1250.00	960.00	850.00	850.00	900.00
TYRE CYCLE SPECIFY BRAND NAME	EACH	330.00	375.00	425.00	350.00	300.00	300.00	320.00
TYRE CAR W/O TUBE	EACH	2700.00	3000.00	3200.00	2500.00	2800.00	0.00	2800.00
PETROL SUPER	LITRE	64.21	64.21	64.21	64.21	64.21	64.21	64.21
HIGH SPEED DIESEL HSD	LITRE	72.46	72.46	72.73	72.46	72.46	72.46	72.46
CNG	K.G.	67.50	67.50	67.50	0.00	67.50	67.50	0.00
GAS CYLINDER STAND. SIZE	EACH	715.00	770.00	900.00	850.00	880.00	880.00	800.00
MOTOR CYCLE SERVICE CHARGES	EACH	280.00	175.00	225.00	270.00	235.00	240.00	250.00
CAR SERVICE CHARGES	EACH	250.00	400.00	300.00	300.00	275.00	225.00	225.00
TYRE PUNCTURE CHARGES	EACH	50.00	100.00	70.00	60.00	70.00	65.00	40.00
CYCLE OVERHAULING CHARGES	EACH	200.00	350.00	275.00	450.00	281.00	290.00	275.00
CAR TAX FOR 800CC TO 1300CC	YEARLY	2650.00	2650.00	2650.00	2650.00	2650.00	2650.00	2650.00
TRAIN FARE ECO. 1-100 KM.	P/KM.	0.68	0.68	0.68	0.68	0.68	0.68	0.68
TRAIN FARE ECO. 101-500 KM.	P/KM.	0.98	0.98	0.98	0.98	0.98	0.98	0.98
TRAIN FARE ECO. > 500 KM.	P/KM.	0.89	0.89	0.89	0.89	0.89	0.89	0.89
TRAIN FARE IST SLP. 1-100KM	P/KM.	2.10	2.10	2.10	2.10	2.10	2.10	2.10
TRAIN FARE IST SLP.101-500 KM	P/KM.	2.59	2.59	2.59	2.59	2.59	2.59	2.59
TRAIN FARE IST SLP. > 500 KM	P/KM.	1.99	1.99	1.99	1.99	1.99	1.99	1.99
TRAIN FARE A/C SLP. 1-100KM.	P/KM	5.76	5.76	5.76	5.76	5.76	5.76	5.76
TRAIN FARE A/C SLP.101-500KM	P/KM.	4.59	4.59	4.59	4.59	4.59	4.59	4.59
TRAIN FARE A/C SLP > 500KM.	P/KM	4.16	4.16	4.16	4.16	4.16	4.16	4.16
PLATEFORM TICKET	EACH	10.00	10.00	10.00	10.00	10.00	10.00	10.00
AUTO RICKSHAW FARES	KM/MIN	50.00	60.00	65.00	50.00	30.00	30.00	50.00
FULL TONGA CHARGES	KM/MIN	60.00	60.00	75.00	100.00	49.38	50.00	56.00
TAXI 4 SEATER FARE	KM/MIN	100.00	100.00	60.00	90.00	100.00	100.00	50.00
BUS FARE MIN (WITHIN CITY)	TICKET	9.00	0.00	9.00	0.00	9.00	0.00	0.00
BUS FARE MAX (WITHIN CIT	TICKET	21.00	0.00	21.00	0.00	21.00	0.00	0.00
BUS FARE OUTSIDE CITY	P/KM.	0.86	0.86	0.86	0.86	0.86	0.86	0.86

7.11 Intercity Consumer Prices
April, 2016

Description	Unit	Wazira-bad	Sialkot	Faisalabad	Jhang	Multan	Muzaffar-garh	D.G. Khan
								Contd.
A/C BUS FARE OUTSIDE CITY	P/KM.	1.45	1.11	1.74	1.56	1.40	1.40	1.40
MINIBUS FARE MIN.WITH IN CITY	TICKET	10.00	0.00	0.00	0.00	11.00	0.00	0.00
MINIBUS FARE MAX.WITH IN CITY	TICKET	10.00	0.00	0.00	0.00	24.00	0.00	0.00
SUZUKI FARE MIN.WITH IN CITY	TICKET	0.00	15.00	15.00	15.00	11.00	0.00	8.00
SUZUKI FARE MAXIMUM W.IN CITY	TICKET	0.00	20.00	27.50	20.00	21.00	0.00	8.00
AIR FARE ECONOMY CLASS.	P/KM.	0.00	0.00	19.26	0.00	19.26	0.00	0.00
POSTAL ENVELOPE DOMESTIC	EACH	8.00	8.00	8.00	8.00	8.00	8.00	8.00
ENVELOPE FOR SAUDI ARABIA	EACH	50.00	50.00	50.00	50.00	50.00	50.00	50.00
POSTAL REGISTRATION CHARGES	EACH	38.00	38.00	38.00	38.00	38.00	38.00	38.00
U.M.S. REG CHARGES MIN.	EACH	59.00	59.00	59.00	59.00	59.00	59.00	59.00
T.C.S. CH. MIN.WITH IN ZONE	EACH	150.00	110.00	150.00	150.00	150.00	150.00	150.00
TELEPHONE CHARGES LOCAL CALL	P/CALL	3.94	3.94	3.94	3.94	3.94	3.94	3.94
TEL CHARGES OUT SIDE CITY	P/CALL	3.94	3.94	3.94	3.94	3.94	3.94	3.94
INTERNET CHARGES	P/HOUR	20.00	25.00	22.50	50.00	20.00	22.50	20.00
MOBILE CELL CHARGES	P/UNIT	3.00	3.06	3.00	3.00	3.00	4.00	3.00
FAX CHARGES (LOCAL)	P/PAGE	30.00	10.00	12.50	40.00	10.00	20.00	15.00
TELEPHONE SET AV. QLTY	EACH	450.00	300.00	475.00	900.00	775.00	475.00	900.00
MOBILE SET NOKIA/SONY/ERICSON/SAMSUNG WITHOUT CAMERA	EACH	4250.00	2600.00	2200.00	3650.00	2950.00	2950.00	2600.00
T.V. 20" COLORED WEGA H-A21.	EACH	18500.00	20000.00	24500.00	17500.00	23500.00	23500.00	23500.00
T.V 20" COLOR CHINA/KORIA)	EACH	7000.00	13500.00	16900.00	12000.00	15500.00	15500.00	14900.00
V.C.P. PANASONIC/LG/NAT	EACH	0.00	5450.00	5750.00	0.00	5000.00	0.00	5000.00
DVD/VCD PLAYER PANASONIC/LG	EACH	4100.00	4500.00	4500.00	6000.00	4500.00	4200.00	4000.00
RADIO WITH C.PLAYER NATIONAL	EACH	2500.00	2250.00	2175.00	1250.00	3500.00	0.00	3000.00
PERSONNEL COMPUTER (BRANDED)	EACH	37500.00	35000.00	38820.00	50000.00	48200.00	48200.00	35000.00
VID. CASSETTE BLK. TDK/SONY	EACH	0.00	100.00	150.00	100.00	180.00	170.00	150.00
COM. C.D. (TDK/IMATION)	EACH	35.00	42.50	67.50	55.00	60.00	60.00	60.00
TAPE RECORDER CASSETTE BLANK	EACH	35.00	30.00	70.00	60.00	50.00	42.50	40.00
VIDEO GAME SEGA 16 BYTE	EACH	0.00	1250.00	1500.00	1150.00	1300.00	0.00	1600.00
CINEMA A/C. HIGH CLASS	TICKET	0.00	40.00	150.00	0.00	250.00	0.00	0.00
CINEMA NON-A/C HIGH CLASS	TICKET	0.00	40.00	100.00	30.00	100.00	40.00	35.00
CABLE CHARGES	PER MONT	300.00	250.00	300.00	300.00	300.00	275.00	350.00
TV.LICENCE FEE DOMESTIC	YEARLY	420.00	420.00	420.00	420.00	420.00	420.00	420.00
ENGLISH BOOK CLASS V1	EACH	77.00	77.00	77.00	77.00	77.25	77.00	77.00
ENGLISH BOOK CLASS IX OR X	EACH	130.00	130.00	130.00	130.00	130.00	130.00	130.00
ENG. BOOK IST.YR COMPLETE SET	EACH	84.00	84.00	84.00	84.00	84.00	84.00	84.00
ENGLISH BOOK BA/B.SC	EACH	178.00	178.00	178.00	178.00	178.00	178.00	178.00
URDU BOOK CLASS V (T.B.BORD)	EACH	59.00	59.00	59.00	59.00	59.00	59.00	59.00
URDU BOOK CLASS IX/X(T.B.B)	EACH	139.00	139.00	139.00	139.00	139.00	139.00	139.00
URDU BOOK IST.YEAR/INTER	EACH	53.00	53.00	53.00	53.00	53.00	53.00	53.00
URDU BOOK BA/B.SC	EACH	140.00	140.00	140.00	140.00	140.00	140.00	140.00
MATHS BOOK CALSS V (T.B.B)	EACH	78.00	78.00	78.00	78.00	78.00	78.00	78.00
MATHS BOOK CLASS IX OR X	EACH	279.00	279.00	279.00	279.00	279.00	279.00	279.00
MATHS BOOK IST.YEAR (T.B.B)	EACH	156.00	156.00	156.00	156.00	156.00	156.00	156.00
PAKISTAN STUDIES BOOK BA/B.SC	EACH	125.00	125.00	125.00	125.00	125.00	125.00	125.00
DAILY "DAWN"	P/COPY	19.00	19.00	19.00	19.00	19.00	19.00	19.00
DAILY "JANG"	P/COPY	12.00	12.00	12.00	12.00	12.00	12.00	12.00
DAILY "NAWA-E-WAQT"	P/COPY	12.00	12.00	12.00	12.00	12.00	12.00	12.00
WEEKLY "AKHBAR-E-JAHAN"	P/COPY	55.00	55.00	55.00	55.00	55.00	55.00	55.00
WEEKLY "MAG"	P/COPY	45.00	45.00	45.00	45.00	45.00	45.00	45.00
MONTHLY "NAUNEHAL DIGEST"	P/COPY	35.00	35.00	35.00	35.00	35.00	35.00	35.00
PAPER FOOLSCAPE (27"x17")	QUIRE	30.00	30.00	45.00	50.00	37.50	33.75	25.00
EXERCISE.BOOK LINED 80/100 PGS	EACH	40.00	80.00	60.00	70.00	32.50	27.50	27.50
PENCILGOLDFISH/DEER	EACH	7.00	7.00	6.00	7.00	6.50	6.00	6.00
PEN INK DOLLOR 57 ML BOTTLE	EACH	20.00	25.00	20.00	25.00	20.00	20.00	20.00
PHOTOSTATE PAPER 70 GM	PRT	380.00	320.00	345.00	360.00	290.00	330.00	360.00
BALL PEN (local)	EACH	5.00	5.00	5.00	8.00	5.83	6.00	6.00
FOUNTAIN PEN HERO/WINGS/CHINA	EACH	40.00	40.00	50.00	50.00	45.00	50.00	35.00
PRIVATE SCHOOL FEE ENGLISH MEDIUM AVERAGE STANDARD (CLASS I)	PER MONTH	1100.00	900.00	2100.00	1400.00	2191.67	866.67	1300.00
PRIVATE SCHOOL FEE ENGLISH MEDIUM AVERAGE STANDARD (CLASS V)	PER MONTH	1300.00	1000.00	2200.00	1400.00	2466.67	966.67	1350.00
PRIVATE SCHOOL FEE ENGLISH MEDIUM AVERAGE STANDARD (CLASS VI	PER MONTH	1500.00	1000.00	2400.00	1500.00	2650.00	1150.00	1400.00
PRIVATE SCHOOL FEE ENGLISH MEDIUM AVERAGE STANDARD (CLASS X)	PER MONTH	1700.00	1200.00	2200.00	1700.00	2908.33	1533.33	2000.00
PRIVATE MEDICLE COLLEGE FEE MBBS (IST YEAR)	PER MONTH	0.00	0.00	25000.00	0.00	48750.00	0.00	0.00

7.11 Intercity Consumer Prices
April, 2016

Description	Unit	Wazira-bad	Sialkot	Faisalabad	Jhang	Multan	Muzaffar-garh	D.G. Khan
								Contd.
PRIVATE ENGINEERING COLLEGE FEE (ISTR YEAR)	PER MONTH	0.00	0.00	3200.00	0.00	0.00	0.00	0.00
GOVT. COLLEGE FEE IST. YEAR	MONTH	50.00	50.00	50.00	50.00	50.00	50.00	50.00
GOVT. COLLEGE FEE 4TH. YEAR	MONTH	60.00	60.00	60.00	60.00	60.00	60.00	60.00
GOVT. UNIVERSITY FEE MSC.	MONTH	77.50	0.00	70.00	115.00	217.00	217.00	330.00
GOVT. MED. COLLEGE FEE MBBS	MONTH	873.00	0.00	1250.00	0.00	1250.00	873.00	1250.00
GOVT. ENGG. COLL. FEE I YEAR	MONTH	1558.00	0.00	3200.00	0.00	1666.67	500.00	0.00
COACHING FEE FOR CLASS IX/X	PER MONTH	500.00	550.00	1200.00	1200.00	800.00	500.00	500.00
COACHING CHARGES FOR CLASS IST YEAR/INTER (SCIENCE)	PER MONTH	1000.00	1900.00	1700.00	2000.00	1200.00	900.00	1500.00
COACHING CHARGES FOR CLASS IST YEAR/INTER (COMMERCE)	PER MONTH	1000.00	2400.00	1375.00	2000.00	1133.33	900.00	1000.00
I.T. TUITION FEES	PER MONTH	3900.00	0.00	1550.00	2000.00	1133.00	0.00	2000.00
MBA TUITION FEES	PER MONTH	2000.00	0.00	15000.00	0.00	6666.67	0.00	2000.00
BREAD TANDOORI ST. SIZE	EACH	6.00	7.00	6.00	6.00	6.00	5.50	5.00
COOKED MUTTON (AV. HOTEL)	PLATE	120.00	125.00	135.00	150.00	105.00	135.00	100.00
COOKED BEEF (AV. HOTEL)	PLATE	65.00	62.50	72.50	90.00	80.00	80.00	60.00
COOKED DAL (AV. HOTEL)	PLATE	40.00	32.50	42.50	70.00	40.00	45.00	35.00
CHICKEN BIRYANI FULL/DOUBLE	PLATE	120.00	120.00	120.00	200.00	131.67	100.00	80.00
TEA PREPARED (ORDINARY)	CUP	20.00	17.50	20.00	20.00	20.00	17.50	20.00
HAIRCUT CHARGES FOR MEN	P/CUT	60.00	60.00	62.50	60.00	65.00	55.00	55.00
BEAUTY PORL HAIR STYL CHARGE	P/STY.	300.00	187.50	212.50	300.00	225.00	190.00	200.00
SHAVING CHARGES	PER SHV	40.00	40.00	32.50	30.00	30.00	27.50	35.00
LIPSTICK S.MISS/MEDORA	EACH	110.00	90.00	110.00	110.00	110.00	120.00	110.00
NAIL POLISH S.MISS/MEDORA	EACH	60.00	52.50	105.00	115.00	100.00	100.00	55.00
PERFUME MED.SIZE MEDORA/BROACH	EACH	120.00	180.00	200.00	200.00	120.00	120.00	180.00
HAIR-OIL AMLA/CHAMBELI	BOTTLE	110.00	100.00	120.00	120.00	120.00	120.00	110.00
TOILET SOAP LUX 95 GRAMS	EACH	44.78	33.04	38.00	33.00	30.00	30.00	33.00
TOILET SOAP LIFEBOUY 140 GRM	EACH	37.00	37.00	37.00	37.00	35.00	35.00	37.00
TOILET SOAP SAFEGUARD BATH SIZE	EACH	46.00	46.00	46.00	46.00	46.00	46.00	46.00
TOOTHPASTE MACKLINES 70 GRM	EACH	50.00	50.00	50.00	50.00	50.00	50.00	50.00
TOOTHPAST MED SIZE CLGATE 70 GMS	EACH	60.66	70.00	82.50	80.00	75.00	75.00	85.00
TOOTHBRUSH SHEILD A/PLAUQUE	EACH	45.00	40.00	75.00	60.00	30.00	25.00	35.00
TOOTHPOWDER DENTONIC 90 GRM	EACH	25.00	25.00	32.00	30.00	30.00	30.00	28.00
HAIR-COLOUR BEGIN (6 GMS)	EACH	105.00	100.00	100.00	100.00	105.00	105.00	105.00
HAIR COLOUR (KALAKOLA)	BOTTLE	140.00	120.00	120.00	130.00	130.00	130.00	130.00
FACECREAM PONDS (MEDIUM)	EACH	120.00	105.00	110.00	120.00	120.00	120.00	110.00
TALC POWDER VICE ROAY,B.CAT	EACH	145.00	120.00	150.00	150.00	145.00	145.00	145.00
BLADE TREET ORDINARY 10'S	PKT.	40.00	32.50	30.00	30.00	30.00	30.00	35.00
BLADE 7-O-CLOCK STAIN. 5'S	PKT.	35.00	30.00	30.00	35.00	35.00	35.00	35.00
SHAMPOO SUNSILK/PAINTIN 100 ML	BOTTLE	110.00	110.00	99.00	100.00	110.00	110.00	110.00
BEAUTY CREAM (FAIR & LOVELY)	EACH	185.00	99.00	75.00	185.00	185.00	185.00	110.00
HAIR REMOVING CREAM (EU-CREAM)	TUBE	65.00	65.00	60.00	65.00	60.00	65.00	65.00
GEL MEDIUM SIZE	BOTTLE	60.00	65.00	95.00	125.00	100.00	100.00	155.00
DISPOSABLE RAZOR GILLET-II	EACH	40.00	40.00	37.50	42.00	40.00	40.00	40.00
SHAVING CREAM TOUCH-ME/ADM.	EACH	65.00	60.00	55.00	75.00	65.00	65.00	65.00
GOLD TEZABI 24 CT	10 GM.	42000.00	41840.00	42450.00	41666.00	41580.00	41580.00	41366.00
SILVER TEZABI 24 CT	10 GM.	582.00	625.00	660.00	574.00	562.00	562.00	565.00
ARTIFICIAL JEWELLARY SET	SET	800.00	200.00	575.00	400.00	656.25	575.00	450.00
WRIST WATCH GENTS CITIZEN (ORIGINAL) ***	EACH	2500.00	2450.00	5250.00	5000.00	2500.00	2600.00	2500.00
WRIST WATCH LADIES CITIZEN (ORIGINAL) ***	EACH	2400.00	2450.00	5250.00	5000.00	2500.00	2500.00	2500.00
WALL CLOCK QUARTZ AV.QLTY	EACH	425.00	310.00	550.00	1000.00	400.00	325.00	550.00
SUITCASE REXIN (24"x16"x6")	EACH	900.00	692.50	1150.00	1500.00	775.00	725.00	1200.00
TRUNK MEDIUM SIZE ***	EACH	1500.00	1325.00	1450.00	1400.00	1191.67	1325.00	1500.00
PURSE LADIES (LEATHER) AVERAGE QUALITY	EACH	750.00	450.00	475.00	900.00	1266.67	1300.00	450.00

7.11 Intercity Consumer Prices
April, 2016

Description	Unit	Vehari	Sargodha	Mianwali	Bahawal-pur	Bahawal-nagar	R.Y. Khan
WHEAT	10 KG.	325.00	330.00	330.00	307.50	295.50	305.00
WHEAT FLOUR FINE/SUPERIOR.	KG.	40.00	42.00	43.00	39.00	40.00	40.00
WHEAT FLOUR AVG. QLTY	KG.	39.50	37.00	38.00	38.00	38.00	39.00
WHEAT FLOUR BAG	10 KG.	385.00	350.00	380.00	380.00	365.00	377.50
MAIDA	KG.	50.00	55.00	50.00	48.00	49.00	50.00
SUJI	KG.	50.00	55.00	52.00	50.00	50.00	50.00
BESAN AV. QLTY.	KG.	122.50	120.00	130.00	130.00	120.00	120.00
RICE BASMATI SUP. QLTY.	KG.	112.50	95.00	120.00	125.00	95.00	110.00
RICE BASMATI 385/386	KG.	47.50	60.00	80.00	95.00	60.00	60.00
RICE BASMATI BROKEN AV.QLTY	KG.	67.50	52.50	60.00	55.00	47.50	65.00
RICE IRRI-6 (SINDH/PUNJAB)	KG.	40.00	50.00	45.00	47.50	40.00	35.00
VERMICELLI	KG.	80.00	70.00	90.00	85.00	80.00	80.00
BREAD PLAIN MEDIUM SIZE	EACH	60.00	40.00	40.00	45.00	40.00	35.00
RUSK (PAPAY)	KG.	200.00	195.00	200.00	220.00	190.00	200.00
BISCUITS-PACKED	PKT	35.00	35.00	35.00	35.00	35.00	35.00
BISCUIT-BAKERY (LOOSE)	250 GM	80.00	80.00	80.00	90.00	70.00	75.00
CORNFLAKS FAUJI 225 GM.	PKT	171.00	196.00	200.00	176.40	180.00	171.00
SAMOSA (VEGATABLE)	EACH	15.00	17.50	20.00	10.00	20.00	15.00
PASTRY AV.QLTY.	EACH	30.00	30.00	30.00	35.00	25.00	30.00
PATTIES (VEGATABLES)	EACH	15.00	30.00	30.00	20.00	20.00	25.00
NIMCO	250 GM	70.00	60.00	80.00	60.00	80.00	100.00
CHIPS	250 GM	63.75	100.00	40.00	70.00	60.00	128.00
BEEF WITH BONE AV.QLTY.	KG	270.00	290.00	300.00	300.00	280.00	260.00
MUTTON AV.QLTY.	KG	500.00	600.00	550.00	600.00	550.00	500.00
CHICKEN FARM BROILER (LIVE)	KG	235.00	168.00	170.00	162.00	162.00	160.00
FISH-RAHU MEDIUM SIZE	KG	350.00	220.00	350.00	290.00	250.00	300.00
MILK FRESH (UNBOILED)	LTR.	67.50	65.00	70.00	62.50	65.00	60.00
CURD	KG.	77.50	80.00	80.00	80.00	80.00	80.00
MILK TETRA PACK 1/2 LTR.	PKT.	60.00	60.00	60.00	60.00	60.00	60.00
LACTOGEN 400 GRAMS	PKT.	436.00	432.50	435.00	435.00	435.00	425.00
POWDER MILK NIDO 400GM.	PKT	380.00	380.00	380.00	380.00	390.00	375.00
MILK POWDER LOOSE/PACKED	KG.	450.00	537.50	450.00	475.00	550.00	480.00
BUTTER LOCAL PACKED	50 GM.	30.00	30.00	40.00	40.00	21.42	25.00
EGGS FARM	DOZ	60.00	70.00	72.00	68.00	60.00	68.00
MUSTARD OIL AV.QLTY.	KG.	135.00	170.00	180.00	160.00	155.00	160.00
COOKING OIL (DALDA)	2.5LTR	445.00	445.00	445.00	445.00	445.00	465.00
COOKING OIL (PAKWAN) OTHER BRAND SPECIFY	2.5 LTR	410.00	340.00	400.00	395.00	429.16	355.00
VEGETABLE GHEE TIN	2.5KG.	441.25	440.00	440.00	440.00	440.00	460.00
VEGETABLE GHEE (LOOSE)	KG.	162.50	133.00	120.00	145.00	135.00	142.00
DATES AV.QLTY.	KG.	190.00	145.00	200.00	190.00	200.00	160.00
PISTACHIO AV.QLTY.	50 GM.	127.50	120.00	100.00	105.00	120.00	110.00
ALMONDS WHOLE AV.QLTY.	KG.	775.00	600.00	450.00	425.00	700.00	650.00
COCONUT DRY AV.QLTY.	KG.	290.00	270.00	320.00	272.50	280.00	260.00
RAISINS AV.QLTY.	50 GM.	27.50	20.00	25.00	23.00	20.00	18.00
GROUNDNUTS (WITH SHELL)	KG.	160.00	210.00	180.00	230.00	155.00	180.00
MALTA/MOSAMBI	DOZ	240.00	80.00	100.00	275.00	190.00	120.00
KINNU	DOZ	230.00	150.00	240.00	245.00	245.00	200.00
APPLE	KG	155.00	75.00	140.00	115.00	150.00	100.00
ALOO BUKHARA	KG	0.00	0.00	0.00	0.00	0.00	0.00
POMEGRANATE (ANNAR)	KG	0.00	0.00	0.00	0.00	0.00	0.00
GRAPES	KG	0.00	0.00	0.00	0.00	0.00	0.00
BANANAS	DOZ	75.00	62.50	80.00	70.00	60.00	60.00
MANGO KALMI	KG	0.00	0.00	0.00	0.00	0.00	0.00
GUAVA	KG	80.00	100.00	100.00	80.00	55.00	50.00
WATERMELON (TURBOOZ)	KG	27.50	30.00	30.00	35.00	35.00	30.00
MUSKMELON (KHARBOOZA)	KG	50.00	50.00	60.00	55.00	50.00	50.00
SWEETMELON (GARMA)	KG	0.00	0.00	0.00	0.00	0.00	0.00
PULSE MASOOR (WHOLE)	KG.	135.00	135.00	175.00	130.00	132.50	120.00
PULSE MASOOR (WASHED)	KG.	145.00	155.00	180.00	140.00	140.00	135.00
PULSE MOONG (WASHED)	KG.	165.00	145.00	160.00	155.00	150.00	150.00
PULSE MASH (WASHED)	KG.	290.00	265.00	260.00	275.00	275.00	260.00
PULSE GRAM	KG.	132.50	112.50	130.00	120.00	122.50	120.00
GRAM WHOLE BLACK AV QLTY.	KG.	125.00	110.00	120.00	107.50	120.00	115.00

Contd.

7.11 Intercity Consumer Prices
April, 2016

Description	Unit	Vehari	Sargodha	Mianwali	Bahawal-pur	Bahawal-nagar	R.Y. Khan
WHEAT	10 KG.	325.00	330.00	330.00	307.50	295.50	305.00
GRAM WHOLE YELLOW AV.QLTY	KG.	135.00	120.00	120.00	120.00	140.00	160.00
BEANS (LAL LOBIA)	KG.	200.00	145.00	160.00	150.00	150.00	140.00
POTATOES	KG	15.00	13.50	20.00	16.50	15.00	15.00
ONION	KG	30.00	32.50	40.00	37.50	30.00	30.00
TURNIP	KG	0.00	0.00	0.00	0.00	0.00	0.00
RADISH	KG	0.00	0.00	0.00	0.00	0.00	0.00
TOMATOES	KG	50.00	40.00	50.00	50.00	55.00	40.00
CABBAGE	KG	17.50	30.00	40.00	22.50	30.00	20.00
CAULIFLOWER	KG	40.00	40.00	40.00	32.50	35.00	50.00
BRINJAL	KG	0.00	0.00	0.00	0.00	0.00	0.00
PUMPKIN	KG	0.00	0.00	0.00	0.00	0.00	0.00
BOTTLEGOURD	KG	0.00	30.00	40.00	42.50	30.00	30.00
LADY FINGER	KG	0.00	0.00	0.00	0.00	0.00	0.00
PEAS	KG	90.00	65.00	0.00	67.50	150.00	60.00
SPINACH	KG	0.00	0.00	0.00	0.00	0.00	0.00
TINDA	KG	100.00	120.00	30.00	125.00	110.00	30.00
TURAI	KG	0.00	0.00	0.00	0.00	0.00	0.00
KARAILA	KG	0.00	0.00	0.00	0.00	0.00	0.00
ARVI	KG	0.00	0.00	0.00	0.00	0.00	0.00
CHILLIES GREEN	KG	40.00	80.00	100.00	70.00	45.00	60.00
CARROT	KG	20.00	40.00	20.00	55.00	27.50	40.00
COCUMBER (KHEERA)	KG	17.50	20.00	20.00	22.50	20.00	20.00
LEMON	250GM	50.00	22.50	50.00	45.00	40.00	40.00
SUGAR REFINED	KG.	62.00	63.00	64.00	65.00	62.00	60.00
GUR AV.QLTY	KG.	80.00	80.00	100.00	72.50	75.00	75.00
HONEY LANGANESE 500 GM.	BOTTLE	910.00	882.50	850.00	850.00	850.00	800.00
MILO 200 GM.	BOTTLE	280.00	220.00	240.00	220.00	218.18	195.00
CUSTARD POWDER RAFHAN 300 GM.	PKT	80.00	80.00	75.00	80.00	80.00	80.00
TOFFEE (HILAL)	EACH	2.00	2.00	1.00	1.00	2.00	2.00
CHOWKELATE CANDY (SMALL SIZE)	EACH	5.00	5.00	6.00	5.00	5.00	5.00
SWEETMEAT (MIXED)	KG	320.00	280.00	300.00	335.00	280.00	340.00
ICE CREAM WALLS	CUP.	45.00	40.00	40.00	40.00	40.00	45.00
ICE	KG	5.50	10.00	5.00	7.50	10.00	8.00
JAM AHMED/MITCHELLES	BOTTLE	140.00	135.00	140.00	140.00	140.00	140.00
SQUASH-MITCHELLES	BOTTLE	147.50	150.00	160.00	160.00	165.00	160.00
ROOH AFZA	BOTTLE	150.00	160.00	160.00	160.00	160.00	160.00
JAM-E-SHIREEN	BOTTLE	170.00	165.00	170.00	170.00	170.00	170.00
SAUNF	50 GM	17.50	15.00	20.00	22.00	20.00	15.00
CINAMON LOOSE AV. QLTY	50 GM.	25.00	30.00	20.00	20.00	20.00	25.00
CUMINSEED WHITE NATIONAL	50 GM.	54.00	52.00	52.00	52.00	55.00	54.00
PEPPER BLACK NATIONAL	50 GM.	105.00	100.00	100.00	100.00	100.00	100.00
CLOVES LOOSE AV.QLTY	50 GM.	100.00	120.00	100.00	105.00	100.00	80.00
CARDAMOM LARGE LOOSE AV.QLTY	50 GM.	165.00	190.00	120.00	137.50	130.00	170.00
CARDAMOM SMALL AV.QLTY	50 GM.	100.00	100.00	120.00	115.00	100.00	100.00
SALT-POWDERED (LAHORI) LOOSE	KG.	11.00	10.00	10.00	12.00	10.00	10.00
SALT POWDERED (NATIONAL/SHAN)	PKT	25.00	25.00	25.00	25.00	25.00	25.00
CHILLIES POWD.NATIONAL 200GM	PKT	105.00	105.00	105.00	105.00	105.00	105.00
CHILLIES POWDER LOOS	KG.	260.00	295.00	330.00	225.00	240.00	280.00
CORRIANDER SEED POWD.NATIONAL	PKT	104.00	108.00	104.00	104.00	104.00	78.00
CORRIANDER SEED (LOOSE)	KG.	310.00	290.00	320.00	312.50	247.50	280.00
TURMERIC POWD.NATIONAL 50GM	PKT.	35.00	35.00	35.00	35.00	35.00	35.00
CURRY POWD. NATIONAL 200 GM	PKT.	87.00	87.00	87.00	87.00	86.00	86.00
TOMATO KETCHUP AHMED/MITCHL	BOTTLE	100.00	95.00	90.00	70.00	120.00	120.00
PICKLES AHMED/MITCHELLES	BOTTLE	130.00	105.00	110.00	105.00	120.00	120.00
VINEGAR SYNTHETIC (SIRKA)	BOTTLE	85.00	50.00	70.00	85.00	90.00	85.00
GARLIC	KG	100.00	270.00	150.00	250.00	320.00	200.00
GINGER	KG	100.00	100.00	150.00	135.00	120.00	120.00
TAPAL DANEDAR TEA 200GM PACKET	PKT	174.00	157.89	158.00	157.89	157.89	158.00
TEA LIPTON YELLOW LABEL 200GM.	PKT.	157.21	157.89	157.89	157.89	157.89	158.00
TEA LOOSE KENYA AV.QLTY 250GM.	PKT.	165.00	135.00	140.00	132.50	140.00	120.00
COFFEE-NESCAFE 75 GM. **	BOTTLE	350.00	315.00	320.00	330.00	340.00	330.00
COLD DRINK (STANDARD SIZ)	BOTTLE	22.00	25.00	25.00	25.00	25.00	25.00

Contd.

7.11 Intercity Consumer Prices
April, 2016

Description	Unit	Vehari	Sargodha	Mianwali	Bahawal-pur	Bahawal-nagar	R.Y. Khan
WHEAT	10 KG.	325.00	330.00	330.00	307.50	295.50	305.00
FRUIT JUICE TETRA PACK	PKT.	20.00	22.50	20.00	15.00	20.00	15.00
MINERAL WATER NESTLE 1.5 LTR	BOTTLE	50.00	50.00	50.00	50.00	50.00	50.00
CIGARETTES K-2 10'S **	PKT	60.00	60.00	0.00	57.00	55.00	60.00
CIGARETTES CAPSTAN 10'S **	PKT	65.00	65.00	65.00	65.00	60.00	65.00
CIGARETTES GOLD LEAF 20'S	PKT	120.00	122.50	120.00	120.00	120.00	120.00
CIGARETTES MORVEN GOLD 20'S	PKT	70.00	65.00	70.00	70.00	60.00	70.00
BETEL LEAVES	50GM.	90.00	75.00	75.00	105.00	85.00	60.00
BETEL NUTS	KG.	360.00	310.00	290.00	355.00	350.00	320.00
LONG CLOTH 57" GUL AHMED/AL-KARAM	METER	205.00	235.00	200.00	180.00	270.00	270.00
SHIRTING AV.QLTY.	METER	190.00	140.00	150.00	115.00	200.00	220.00
PANT CLOTH W & WEAR AV.QLTY	METER	550.00	550.00	400.00	525.00	550.00	500.00
LAWN PRINTED GUL AHMED/AL-KARAM	METER	290.00	360.00	200.00	366.00	360.00	360.00
GEORGETTE AV.QLTY	METER	285.00	145.00	105.00	110.00	250.00	225.00
LINEN AV.QLTY ***	METER	247.50	145.00	140.00	125.00	260.00	260.00
HEAVY WT SUITING LAWERNCPUR AVG QLTY	METER	1200.00	950.00	950.00	1600.00	1500.00	1300.00
HEAVY WT SUITING LAWERNCPUR SUP QLTY	METER	1950.00	1350.00	1200.00	2255.00	2000.00	1600.00
TROPICAL SUITING LAW.PUR	METER	1000.00	1100.00	950.00	1470.00	1400.00	1100.00
PANT BOY 24"/26" LENGTH.	EACH	637.50	450.00	350.00	462.50	550.00	500.00
SHIRT BOY 24"/26" LENGTH	EACH	412.50	300.00	275.00	387.50	490.00	490.00
SCHOOL UNI. PANT,SHIRT BOYS	SUIT	462.50	525.00	600.00	725.00	1000.00	925.00
SCHOOL UNI. KAMEEZ,SHAL.BOYS	SUIT	500.00	475.00	600.00	725.00	950.00	700.00
SCHOOL UNI. KAMEEZ,SHAL.GIRL	SUIT	450.00	475.00	700.00	687.50	950.00	800.00
FROCK W/WEAR GIRLS	EACH	825.00	1000.00	1000.00	2700.00	1500.00	995.00
AWAMI-SUIT W & W(BOY) 24"/26	SUIT	875.00	750.00	1400.00	775.00	1562.50	1550.00
AWAMI-SUIT W&W (GENTS)AV.QLTY	SUIT	1250.00	1900.00	1400.00	1150.00	1800.00	1585.00
PULLOVER GENTS OXFORD/BON.	EACH	3000.00	3300.00	2300.00	2890.00	3190.00	3190.00
PULLOVER LADIES OXFORD/BON.	EACH	3000.00	2300.00	2300.00	2500.00	3090.00	2890.00
PULLOVER (GENTS) OTHERS A.QTY	EACH	790.00	925.00	800.00	950.00	1400.00	800.00
SECOND-HAND COAT FOR MEN	EACH	175.00	250.00	420.00	1150.00	700.00	425.00
SECONDHAND SWEETER FOR MEN DUP QLTY	EACH	100.00	225.00	150.00	425.00	400.00	175.00
SECONDHAND WINTER JACKET	EACH	225.00	325.00	300.00	650.00	500.00	325.00
UNDERWEAR AV.QLTY MEDIUM SIZE	EACH	87.50	110.00	150.00	110.00	200.00	225.00
VEST FOR MEN AV.QLTY.	EACH	115.00	110.00	170.00	187.50	220.00	230.00
VEST/SHAMEEZ (WOMEN) AVG. QLTY	EACH	137.50	100.00	150.00	175.00	200.00	175.00
SOCKS NYLON (PAKISTANI)	PAIR	77.50	110.00	100.00	115.00	120.00	125.00
BRASSIER AV.QLTY.	EACH	95.00	110.00	200.00	160.00	240.00	245.00
BRASSIER SUP QLTY	EACH	250.00	425.00	600.00	387.50	650.00	650.00
DOPATTA GEORGETTE AV.QLTY.	EACH	375.00	260.00	200.00	337.50	450.00	412.50
DOPATTA COTTON AV GLTY	EACH	245.00	250.00	180.00	337.50	400.00	250.00
CHADDAR (W/WEAR) (2x2.5 MTR)	EACH	462.50	350.00	300.00	425.00	650.00	450.00
LUNGI/DHOTI(COTTON) AVG. QLTY	EACH	300.00	275.00	295.00	287.50	400.00	300.00
HANDKERCHIEF AVG. QLTY PAK	EACH	45.00	35.00	50.00	32.50	60.00	35.00
HANDKERCHIEF SUP. QLTY PAK	EACH	65.00	65.00	60.00	95.00	70.00	60.00
GLOVES AV QLTY	PAIR	72.50	110.00	115.00	115.00	150.00	175.00
AZARBAND COTTON AVG. QLTY	EACH	17.50	17.50	15.00	15.00	15.00	15.00
SEWING THREAD/REEL(ASLI PARI)	EACH	10.00	6.50	6.00	5.00	6.00	6.00
WASHING CHARGES PAINT & SHIRT	SUIT	100.00	155.00	150.00	125.00	70.00	70.00
DRY CLEANING SUIT COAT PANT	SUIT	350.00	375.00	392.50	487.50	350.00	400.00
WASHING CH. (KAMIZ-SHALWAR)	PAIR	80.00	90.00	70.00	95.00	60.00	70.00
TAILORING SHIRT	EACH	400.00	375.00	300.00	475.00	300.00	500.00
TAILORING CHARGES PANT (MEN)	EACH	675.00	750.00	500.00	650.00	500.00	500.00
TAILORING COAT-PANT SUIT	SUIT	5750.00	3750.00	3050.00	5750.00	4000.00	4000.00
TAILORING AWAMI-SUIT (MALE)	SUIT	425.00	550.00	500.00	600.00	500.00	650.00
TAILORING SUIT FEMALE	SUIT	400.00	550.00	300.00	525.00	400.00	500.00
GENTS SHOES PAUL BATA	PAIR	1199.00	1199.00	1199.00	1199.00	1199.00	1199.00
GENTS SANDAL BATA	PAIR	699.00	699.00	699.00	699.00	699.00	699.00
GENTS SPOUNG CHAPPAL BATA	PAIR	199.00	199.00	199.00	199.00	199.00	199.00
LADIES SANDAL BATA	PAIR	499.00	499.00	499.00	499.00	499.00	499.00
LADIES SPOUNG CHAPPAL BATA	PAIR	179.00	179.00	179.00	179.00	179.00	179.00
CHILD SHOE POWER LITE BATA	PAIR	599.00	599.00	599.00	599.00	599.00	599.00
GENTS SHOE, ART 1109 SERVICE	PAIR	999.00	999.00	999.00	999.00	999.00	999.00
NYLON JOGGER 27 SIZE 2-5 ***	PAIR	1299.00	1299.00	1299.00	1299.00	1299.00	1299.00

Contd.

7.11 Intercity Consumer Prices
April, 2016

Description	Unit	Vehari	Sargodha	Mianwali	Bahawal-pur	Bahawal-nagar	R.Y. Khan
WHEAT	10 KG.	325.00	330.00	330.00	307.50	295.50	305.00
CHINA FOOT WEAR AV. QLTY (MALE) *	PAIR	675.00	575.00	400.00	1150.00	500.00	500.00
CHINA FOOT WEAR AV. QLTY (FEMALE) *	PAIR	387.50	550.00	400.00	1150.00	400.00	400.00
CHINA FOOT WEAR AV. QLTY (CHILDREN) *	PAIR	325.00	400.00	400.00	875.00	400.00	400.00
SHOE REPAIR HALF SOLE	PAIR	65.00	150.00	80.00	110.00	100.00	100.00
SHOES POLISH CHARGES AVERAGE SHOP	PAIR	20.00	20.00	15.00	20.00	20.00	25.00
HOUSE RENT (combined)	MONTH	5065.00	6423.00	3875.00	7787.40	4500.46	4341.00
rent 2	pm	5065.00	6423.00	3875.00	7787.40	4500.46	4341.00
RENT3	PM	5065.00	6423.00	3875.00	7787.40	4500.46	4341.00
RENT4	PM	5065.00	6423.00	3875.00	7787.40	4500.46	4341.00
RENT5	PM	5065.00	6423.00	3875.00	7787.40	4500.46	4341.00
RENT6	PM	5065.00	6423.00	3875.00	7787.40	4500.46	4341.00
SYNTHETIC ENEMAL ROBIALAC BALTI 3.64 LTR.	EACH	2258.00	1947.74	1700.00	2258.00	2258.00	2191.87
SYNTHETIC ENEMAL ICI BALTI 3.64 LTR.	EACH	2185.00	1938.84	1975.00	2184.00	2191.00	2185.00
CEMENT (LOCAL) SPECIFY BRAND NAME	BAG	485.00	487.50	500.00	505.00	492.50	490.00
BRICKS (NEW) IST CLASS	P/1000	5250.00	7000.00	5300.00	5000.00	4700.00	6000.00
CEMENT BLOCKS (6"x8"x12")	P/100	0.00	0.00	0.00	0.00	0.00	0.00
BAJREE	100CFT	5000.00	3700.00	3000.00	5000.00	5500.00	5500.00
SAND (BLACK PIT SAND)	K100CFT	1600.00	1450.00	2500.00	2150.00	2000.00	2500.00
TIMBER SHESHAM LOG IST QUALITY	cubmt.	51502.00	63566.00	44000.00	49440.50	56501.00	56494.00
IRON BAR (M.S. BAR) 1/2"	P/TON	73250.00	65500.00	68000.00	72000.00	66500.00	66000.00
CARPANTER WAGE RATE	P/DAY	575.00	800.00	900.00	675.00	700.00	800.00
MASON (RAJ) WAGE RATE	P/DAY	687.50	950.00	900.00	775.00	700.00	800.00
UNSKILLED LABOUR WAGE RATE	P/DAY	350.00	600.00	450.00	450.00	400.00	400.00
PLUMBER WAGE RSTE	P/DAY	700.00	1000.00	900.00	675.00	700.00	800.00
ELECTICIAN WAGE RATE PER DAY **	P/DAY	650.00	900.00	900.00	0.00	700.00	0.00
ELECTICIAN WAGE RATE PER POINT **	P/PNT	70.00	110.00	75.00	100.00	100.00	100.00
WATER CHARGES PER HOUSE	P/MONTH	50.00	125.00	65.00	60.00	100.00	70.00
ELECT.CHARGES UPTO 50 UNITS	P/UNIT	2.00	2.00	0.00	2.00	2.00	1.87
ELECT.CHARGES 01 - 100 UNIT	P/UNIT	6.18	6.18	6.18	6.18	6.18	6.18
ELECT.CHARGES 101 - 300 UNIT	P/UNIT	9.54	9.54	9.54	9.54	9.54	9.54
ELECT.CHARGES 301 - 1000 UNIT	P/UNIT	16.39	16.39	16.39	16.39	16.39	16.39
ELECT.CHARGES ABOVE 1000 UNIT	P/UNIT	18.39	18.39	18.39	18.39	18.39	18.39
ELEC	PM	10.50	10.50	10.50	10.50	10.50	10.50
GAS CHRG upto 3.3719 MMBUT	MMBTU	0.00	128.70	0.00	128.70	0.00	128.70
GAS CHRG 3.3719 - 6.7438 MMBUT	MMBTU	0.00	257.40	0.00	257.40	0.00	257.40
GAS CHRG 6.7438 - 10.1157 MMBUT	MMBTU	0.00	257.40	0.00	257.40	0.00	257.40
GAS CHRG10.1157 - 13.4876 MMBUT	MMBTU	0.00	702.00	0.00	702.00	0.00	702.00
GAS	PM	0.00	702.00	0.00	702.00	0.00	702.00
GAS	PM	0.00	409.50	0.00	409.50	0.00	409.50
KEROSENE OIL	LTR	70.00	75.00	75.00	66.00	80.00	80.00
FIREWOOD WHOLE	40 KG.	470.00	500.00	350.00	625.00	550.00	500.00
CHAIR SHESHAM WOOD WITH ARMS **	EACH	2025.00	2800.00	1800.00	2900.00	3000.00	1400.00
CHAIR PLASTIC (CHAIRMAN) AVERAGE QUALITY	EACH	650.00	950.00	800.00	1450.00	850.00	850.00
TABLE SHESHAM WOOD (4X2X5") ***	EACH	3000.00	4000.00	3600.00	7800.00	10000.00	6000.00
SOFASET WOODEN WITH FOAM SEAT **	SET	15500.00	18000.00	15000.00	28500.00	16000.00	20000.00
COT IRON (WITH NIWAR)AV.QLTY.	EACH	1450.00	2000.00	2000.00	3900.00	2200.00	2500.00
ALMIRAH (STEEL) 6'X3' 20 GUAGE	EACH	12500.00	11000.00	8500.00	14500.00	12000.00	8000.00
DINNING TABLE 6 CHAIRS A.QLTY	SET	30000.00	24500.00	12000.00	33000.00	25000.00	30000.00
SINGLE BED WITHOUT FOAM MED.	EACH	5750.00	5750.00	4000.00	9250.00	6500.00	6500.00
MATRESS SINGLE(4"THICK)	EACH	5250.00	5000.00	4500.00	5700.00	5700.00	5700.00
FARSHI DARI 12'X9' AV.QLTY	EACH	1275.00	1350.00	1500.00	1950.00	1500.00	1300.00
DARI COTTON (6'x2 1/2') AV.QL	EACH	375.00	550.00	725.00	1550.00	800.00	450.00
CARPET PLAIN AV. QLTY	SQFT.	25.00	37.50	55.00	27.50	42.00	35.00
QUILT (LIHAF) 3 KG. COTTON	EACH	950.00	1650.00	1000.00	1350.00	1200.00	800.00
BLANKET (90" x 54")	EACH	4750.00	4750.00	3200.00	4900.00	4400.00	4000.00
BEDSHEET SINGLE BED SUP.QLTY	EACH	625.00	750.00	500.00	1450.00	800.00	500.00
BED SHEET DOUBLE WITH TWO PILLOW COVERS SUP QLTY	SET	1225.00	1350.00	850.00	2250.00	2500.00	1800.00
TOWEL(3'x2') AV. QALTY	EACH	285.00	190.00	280.00	187.50	450.00	300.00
CELING FAN 48" SUPER QLTY **	EACH	2900.00	3500.00	3350.00	2600.00	3295.00	3000.00
PEDESTAL FAN 22" SUPER QLTY	EACH	4050.00	4100.00	3500.00	4000.00	4850.00	4200.00
REFG. DAWLENCE 10 CFT. D.DOOR	EACH	30400.00	33000.00	28500.00	30500.00	32400.00	30500.00
D-FREEZER WAVES 8 CFT.	EACH	30200.00	29750.00	25000.00	31000.00	30000.00	29000.00

Contd.

7.11 Intercity Consumer Prices
April, 2016

Description	Unit	Vehari	Sargodha	Mianwali	Bahawal-pur	Bahawal-nagar	R.Y. Khan
WHEAT	10 KG.	325.00	330.00	330.00	307.50	295.50	305.00
AIRCONDITIONER 1.5 TON PEL	EACH	35000.00	35000.00	41000.00	38500.00	38500.00	41000.00
SPLIT AIR CONDITIONER 1.5 TON (SPECIFY BRAND NAME)	EACH	44000.00	33325.00	41000.00	46000.00	45750.00	43000.00
AIRCOOLER SUPER ASIA	EACH	14500.00	13500.00	10000.00	14600.00	15500.00	11375.00
WASHING MACHINE SINGER	EACH	15600.00	16500.00	15000.00	15900.00	15850.00	14700.00
SEWING MACHINE(SINGER)	EACH	6050.00	5810.00	5210.00	5995.00	6200.00	6260.00
GIZER LARGE SIZE 30 GALLON CAPACITY SUP QLTY	EACH	23000.00	19500.00	14800.00	18000.00	17500.00	17200.00
GAS BURNER DOUBLE SPFY.BRAND	EACH	1650.00	1800.00	1550.00	1750.00	2200.00	2000.00
ELECT. IRON PHILIPS MDL.1120	EACH	2250.00	2500.00	1600.00	1400.00	2000.00	2200.00
ELECTRIC JUICER FOR APPLE	EACH	7800.00	4250.00	6375.00	4800.00	6000.00	4270.00
S.STEEL DEGHCHI MEDIUM SIZE ***	EACH	750.00	475.00	525.00	1150.00	570.00	570.00
ALUMINIUM COOKING PAN (DEGCHI) MED SIZE	EACH	595.00	475.00	500.00	1050.00	1500.00	1500.00
NON STICK COOKING PAN (DEGCHI) SUP. QLTY	EACH	772.50	825.00	800.00	2100.00	1600.00	1600.00
FRYING PAN STEEL AVG. QLTY MED. SIZE	EACH	290.00	225.00	350.00	700.00	570.00	570.00
TAWA IORN (MEDIUM SIZE) AVG. QLTY	EACH	242.50	237.50	350.00	350.00	350.00	235.00
S.STEEL PLATE A.QLTY.(M.SIZE)	EACH	72.50	65.00	90.00	95.00	75.00	75.00
TABLE SPOON S.STEEL SUP.QLTY.	DOZEN	437.50	525.00	300.00	587.50	450.00	360.00
WATER SET JUG+6 GLASSES (OMROC)	SET	520.00	800.00	600.00	675.00	450.00	412.00
TEA SET PAK. CHINAWARE 21 PCS.	SET	2100.00	1900.00	1500.00	2300.00	2000.00	2100.00
DINNER SET PLASTIC 72 PIECES SUPERIOR QLTY	SET	5550.00	5250.00	7000.00	7250.00	7800.00	7800.00
HOTPOT SET PLASTIC 3 PCS.	SET	1500.00	1350.00	1200.00	2050.00	1250.00	1250.00
BUCKET(BALTI) PLASTIC MED.SIZ	EACH	325.00	375.00	300.00	462.50	370.00	220.00
LOTA PLASTIC (MED SIZE) AVERAGE QUALITY	EACH	55.00	50.00	70.00	75.00	80.00	50.00
PRESURE COOKER 4 LTR.	EACH	1625.00	1300.00	1225.00	2100.00	1580.00	1580.00
WATER COOLER 9/10 LTR.PLASTIC ***	EACH	675.00	675.00	800.00	975.00	600.00	480.00
THERMOS STARVAC 1 LTR	EACH	475.00	450.00	400.00	600.00	450.00	450.00
BULB PHILIPS 100-WATTS	EACH	31.25	30.00	25.00	30.00	30.00	30.00
TUBE LIGHT PHILIPS 40 WATTS	EACH	100.00	100.00	110.00	100.00	100.00	100.00
ELECTRIC BLUBS "0" WATTE LOCAL	EACH	20.00	27.50	20.00	20.00	20.00	25.00
ELECTRIC BLUB ENERGY SAVER 14 WATTS	EACH	165.00	175.00	150.00	167.50	170.00	175.00
WASHING SOAP 250 GMS SPECIFY BRAND NAME	EACH	40.00	40.00	35.00	40.00	40.00	40.00
SURF EXCEL 400 GMS POLY BAG	EACH	125.00	100.00	125.00	100.00	100.00	125.00
WASHING POWDER 1000 GRM	EACH	185.00	150.00	150.00	185.00	185.00	185.00
WASHING POWDER (WHEEL/ BONUS) 100 GRAMS	EACH	90.00	90.00	90.00	90.00	90.00	90.00
CLEANSER POWDER VIM 1000 GM	PKT.	77.77	77.77	72.00	83.33	83.33	83.30
FINIS 500 ML	BOTTLE	160.00	218.75	155.00	237.50	250.00	200.00
PHNYLE TYPHONE/FINIS/CARRANITE 3 LITRES	BOTTLE	145.00	150.00	170.00	165.00	160.00	160.00
HARPIC	BOTTLE	146.25	145.00	150.00	150.00	150.00	150.00
BOOT POLISH CHERRY/KIWI 50ML	EACH	119.04	105.00	105.00	125.00	100.00	100.00
ROBIN BLUE (35 GRAMS)	PKT.	50.00	50.00	50.00	55.00	50.00	50.00
TISSU PAPER PERFUMED 100 PCS.	PKT	110.00	105.00	125.00	110.00	120.00	105.00
TOILET PAPER ROLL (R.PETEL)	P/ROLL	40.00	37.50	40.00	40.00	40.00	40.00
BOOT POLISH LIQUID CHEERY BLOSSOM KIWI 75 ML	BOTTLE	150.00	150.00	130.00	150.00	150.00	150.00
MATCH BOX SMALL	EACH	3.00	2.50	2.00	2.50	2.00	2.00
DRY CELL 1.5 VOLT(LOCAL)	EACH	25.00	22.50	25.00	20.00	30.00	25.00
HAND STITCHING NEEDLE M.SIZE	PACKET	10.00	10.00	9.00	10.00	6.00	6.00
SEWING MACHINE NEEDLE (SINGER)	EACH	5.00	5.00	5.00	5.00	8.50	8.50
HOUSEHOLD SERVANT FEMALE P/T	P/MNTH	1500.00	3750.00	2500.00	2000.00	2000.00	1200.00
MARRIAGE HALL WITH FURNITURE	P/HEAD	110.00	170.00	60.00	95.00	105.00	90.00
SEPTRAN TABLETS	10TAB.	16.10	14.00	16.07	16.00	16.30	16.00
BRUFEN TABS 200-MG.	10TAB.	8.60	10.00	10.00	10.00	10.00	10.00
PANADOL TAB. EXTRA/PLAIN	10TAB.	12.00	12.00	12.00	12.00	12.00	12.00
DISPRIN TAB.	10TAB.	12.40	12.00	12.40	12.40	12.40	12.40
TRISIL TAB.	10 TAB	10.00	10.00	10.00	10.00	10.00	10.00
FLAGYL TAB. 200 MG.	10TAB.	10.00	11.20	10.00	10.00	10.00	10.00
VENTOLIN TAB. 2MG.	10TAB.	9.90	10.00	10.00	10.00	10.00	10.00
DAONIL TAB. 5 MG.	10TAB.	16.92	17.00	17.00	16.92	17.00	16.66
ENTOX TAB.	10TAB.	10.00	10.00	10.00	10.00	10.00	10.00
RENITEC TAB. 5 MG.	10TAB.	58.50	58.50	58.50	58.50	58.50	58.50
CAC. 1000 TAB	BOTTLE	122.00	122.00	122.00	122.00	122.00	122.00
AMOXIL CAPSOLE 250 MG.S	10CAP.	35.70	36.00	35.60	35.60	35.70	35.70
CALCIUM SYRUP SANDOZ	BOTTLE	64.00	64.00	64.00	64.00	64.00	64.00
LEDERPLEX SYRUP	BOTTLE	35.00	35.00	35.00	35.00	35.00	35.00

Contd.

7.11 Intercity Consumer Prices
April, 2016

Description	Unit	Vehari	Sargodha	Mianwali	Bahawal-pur	Bahawal-nagar	R.Y. Khan
WHEAT	10 KG.	325.00	330.00	330.00	307.50	295.50	305.00
SANCOS SYRUP (50 ML.)	BOTTLE	30.00	30.00	30.00	30.00	30.00	30.00
PHENERGAN SYRUP 120 ML.	BOTTLE	33.00	33.00	34.00	33.00	33.00	33.00
CALPOL SYRUP 60 ML.	BOTTLE	28.00	28.00	28.00	28.00	28.00	28.00
HYDRYLLIN SYRUP 120 ML.	BOTTLE	65.00	65.00	65.00	65.00	65.00	65.00
POLYFAX EYE OINTMENT	TUBE	21.00	21.00	21.00	21.00	21.00	21.00
BETNESOL EYE DROPS	BOTTLE	33.89	33.89	33.89	33.89	33.89	33.87
EAR DROPS (CARDISPORINE) ***	BOTTLE	21.00	21.00	21.00	21.00	21.00	21.00
BETNOVATE-N OINTMENT 5 GMS	TUBE	16.00	17.00	16.00	16.68	16.00	16.00
BURNOL CREAM 30 GRM	TUBE	16.00	16.00	16.00	16.00	16.00	16.00
VICKS VAPORUB/BALM	BOTTLE	36.00	36.00	36.00	36.00	36.00	36.00
GLYCRINE SMALL BOTTLE	BOTTLE	20.00	20.00	25.00	20.00	25.00	20.00
JOUHAR JOSHANDA	PKT.	8.00	8.00	8.00	8.00	8.00	8.00
GALXOS-D (450 GRMS)	PKT.	157.50	157.50	140.00	157.50	157.50	157.50
GRIPE-WATER WOODWARDS	BOTTLE	55.00	55.00	55.00	55.00	55.00	55.00
SANIPLAST ONE PUTTY	EACH	2.00	2.00	2.00	2.00	1.50	1.50
O.R.S. (NIMCOL)	PKT.	17.00	17.00	17.00	17.00	17.00	15.00
DETTOL (MEDIUM)	BOTTLE	46.80	46.00	46.80	46.80	46.80	46.80
COTTON BANDAGE 2" - 4"	EACH	8.00	5.00	10.00	7.00	10.00	8.00
THERMOMETER CHINA	EACH	45.00	50.00	50.00	50.00	40.00	40.00
DOCTOR (MBBS) CLINIC FEE	P/PAT.	100.00	175.00	300.00	200.00	300.00	300.00
URINE TEST (DR) CHARGES	P/TEST	50.00	50.00	60.00	90.00	50.00	60.00
BLOOD TEST (CP) CHARGES	P/TEST	225.00	275.00	250.00	225.00	120.00	100.00
SUGAR TEST (RANDOM/FASTING BOTH) CHARGES	P/TEST	60.00	90.00	140.00	120.00	100.00	150.00
ECG CHARGES	P/TEST	200.00	225.00	225.00	200.00	150.00	150.00
X-RAY (CHEST) CHARGES	P/X-RAY	325.00	350.00	350.00	225.00	200.00	250.00
CAR SUZUKI 800 CC (W/O. A/C)	EACH	651800.00	636500.00	636500.00	650800.00	645000.00	640000.00
CAR SUZUKI 1000 CC	EACH	1094000.00	1050000.00	1050000.00	1075800.00	1044000.00	1070000.00
CAR TOYOTA 1300 CC	EACH	0.00	1767500.00	1767500.00	1767500.00	1767500.00	1767500.00
CAR HONDA CIVIC	EACH	0.00	2142000.00	0.00	0.00	2125000.00	2150000.00
MOTORCYCLE HONDA CD-70.	EACH	63500.00	63500.00	63500.00	63500.00	63500.00	63500.00
MOTORCYCLE YAMAHA 100CC.	EACH	79500.00	79500.00	79500.00	80500.00	84500.00	85000.00
MOTOR CYCLE HERO 70 CC	EACH	43000.00	42500.00	44500.00	47500.00	50000.00	50000.00
BICYCLE WITH TYRES & TUBES	EACH	7400.00	7600.00	7500.00	7350.00	7800.00	7800.00
TYRE CAR WITH TUBE GENERAL	EACH	3700.00	2700.00	3200.00	3800.00	2500.00	2500.00
TYRE MOTOR CYCLE WITHOUT TUBE	EACH	962.50	875.00	1250.00	1125.00	1000.00	925.00
TYRE CYCLE SPECIFY BRAND NAME	EACH	345.00	400.00	350.00	350.00	350.00	350.00
TYRE CAR W/O TUBE	EACH	2650.00	3250.00	2800.00	3500.00	2500.00	2500.00
PETROL SUPER	LITRE	64.21	64.21	64.21	64.21	64.21	64.21
HIGH SPEED DIESEL HSD	LITRE	72.46	72.46	72.46	72.46	72.46	72.46
CNG	K.G.	0.00	0.00	0.00	0.00	0.00	67.50
GAS CYLINDER STAND. SIZE	EACH	850.00	900.00	1050.00	880.00	770.00	850.00
MOTOR CYCLE SERVICE CHARGES	EACH	175.00	275.00	300.00	360.00	250.00	250.00
CAR SERVICE CHARGES	EACH	275.00	325.00	400.00	350.00	250.00	300.00
TYRE PUNCTURE CHARGES	EACH	50.00	55.00	50.00	70.00	90.00	60.00
CYCLE OVERHAULING CHARGES	EACH	195.00	325.00	350.00	200.00	300.00	150.00
CAR TAX FOR 800CC TO 1300CC	YEARLY	2650.00	2650.00	2650.00	2650.00	2650.00	2650.00
TRAIN FARE ECO. 1-100 KM.	P/KM.	0.68	0.68	0.68	0.68	0.00	0.68
TRAIN FARE ECO. 101-500 KM.	P/KM.	0.98	0.98	0.98	0.98	0.00	0.98
TRAIN FARE ECO. > 500 KM.	P/KM.	0.89	0.89	0.89	0.89	0.00	0.89
TRAIN FARE IST SLP. 1-100KM	P/KM.	2.10	2.10	2.10	2.10	0.00	2.10
TRAIN FARE IST SLP.101-500 KM	P/KM.	2.59	2.59	2.59	2.59	0.00	2.59
TRAIN FARE IST SLP. > 500 KM	P/KM.	1.99	1.99	1.99	1.99	0.00	1.99
TRAIN FARE A/C SLP. 1-100KM.	P/KM	5.76	5.76	5.76	5.76	0.00	5.76
TRAIN FARE A/C SLP.101-500KM	P/KM.	4.59	4.59	4.59	4.59	0.00	4.59
TRAIN FARE A/C SLP > 500KM.	P/KM	4.16	4.16	4.16	4.16	0.00	4.16
PLATEFORM TICKET	EACH	10.00	10.00	10.00	10.00	0.00	10.00
AUTO RICKSHAW FARES	KM/MIN	35.00	50.00	60.00	80.00	50.00	40.00
FULL TONGA CHARGES	KM/MIN	0.00	0.00	75.00	70.00	0.00	0.00
TAXI 4 SEATER FARE	KM/MIN	50.00	50.00	50.00	60.00	100.00	90.00
BUS FARE MIN (WITHIN CITY)	TICKET	0.00	9.00	0.00	0.00	0.00	0.00
BUS FARE MAX (WITHIN CIT	TICKET	0.00	21.00	0.00	0.00	0.00	21.00
BUS FARE OUTSIDE CITY	P/KM.	0.86	0.86	0.86	0.86	0.86	0.86

Contd.

7.11 Intercity Consumer Prices
April, 2016

Description	Unit	Vehari	Sargodha	Mianwali	Bahawal-pur	Bahawal-nagar	R.Y. Khan
WHEAT	10 KG.	325.00	330.00	330.00	307.50	295.50	305.00
A/C BUS FARE OUTSIDE CITY	P/KM.	1.37	2.00	1.20	1.51	1.00	1.33
MINIBUS FARE MIN.WITH IN CITY	TICKET	0.00	0.00	0.00	0.00	0.00	0.00
MINIBUS FARE MAX.WITH IN CITY	TICKET	0.00	0.00	0.00	0.00	0.00	0.00
SUZUKI FARE MIN.WITH IN CITY	TICKET	0.00	13.75	15.00	12.00	10.00	0.00
SUZUKI FARE MAXIMUM W.IN CITY	TICKET	0.00	15.00	25.00	18.00	25.00	0.00
AIR FARE ECONOMY CLASS.	P/KM.	0.00	0.00	0.00	0.00	0.00	0.00
POSTAL ENVELOPE DOMESTIC	EACH	8.00	8.00	8.00	8.00	8.00	8.00
ENVELOPE FOR SAUDI ARABIA	EACH	50.00	50.00	50.00	50.00	50.00	50.00
POSTAL REGISTRATION CHARGES	EACH	38.00	38.00	30.50	38.00	38.00	38.00
U.M.S. REG CHARGES MIN.	EACH	59.00	59.00	59.00	59.00	59.00	59.00
T.C.S. CH. MIN.WITH IN ZONE	EACH	150.00	150.00	150.00	150.00	150.00	150.00
TELEPHONE CHARGES LOCAL CALL	P/CALL	3.94	3.94	3.94	3.94	3.94	3.94
TEL CHARGES OUT SIDE CITY	P/CALL	3.94	3.94	3.94	3.94	3.94	3.94
INTERNET CHARGES	P/HOUR	52.50	42.50	45.00	50.00	27.50	27.50
MOBILE CELL CHARGES	P/UNIT	3.00	3.00	3.00	4.50	2.50	3.06
FAX CHARGES (LOCAL)	P/PAGE	20.00	25.00	15.00	15.00	17.50	10.00
TELEPHONE SET AV. QLTY	EACH	1275.00	900.00	525.00	1150.00	800.00	650.00
MOBILE SET NOKIA/SONY/ERICSON/SAMSUNG WITHOUT CAMERA	EACH	3200.00	2550.00	3200.00	5200.00	3650.00	3650.00
T.V. 20" COLORED WEGA H-A21.	EACH	19000.00	22000.00	23250.00	23800.00	18000.00	17500.00
T.V 20" COLOR CHINA/KORIA)	EACH	6650.00	6850.00	14250.00	15300.00	13000.00	12000.00
V.C.P. PANASONIC/LG/NAT	EACH	0.00	0.00	6500.00	5500.00	5000.00	0.00
DVD/VCD PLAYER PANASONIC/LG	EACH	4100.00	5750.00	4500.00	4950.00	5000.00	5500.00
RADIO WITH C.PLAYER NATIONAL	EACH	1500.00	4500.00	3000.00	2100.00	1800.00	1250.00
PERSONNEL COMPUTER (BRANDED)	EACH	45000.00	25000.00	43250.00	35000.00	65000.00	50000.00
VID. CASSETTE BLK. TDK/SONY	EACH	190.00	165.00	150.00	200.00	180.00	100.00
COM. C.D. (TDK/IMATION)	EACH	77.50	65.00	30.00	45.00	50.00	35.00
TAPE RECORDER CASSETTE BLANK	EACH	75.00	50.00	50.00	55.00	50.00	40.00
VIDEO GAME SEGA 16 BYTE	EACH	1200.00	0.00	1500.00	1650.00	1150.00	1150.00
CINEMA A/C. HIGH CLASS	TICKET	0.00	110.00	0.00	0.00	0.00	0.00
CINEMA NON-A/C HIGH CLASS	TICKET	0.00	0.00	0.00	35.00	0.00	30.00
CABLE CHARGES	PER MONT	300.00	250.00	250.00	275.00	300.00	250.00
TV.LICENCE FEE DOMESTIC	YEARLY	420.00	420.00	420.00	420.00	420.00	420.00
ENGLISH BOOK CLASS V1	EACH	77.00	77.00	77.00	77.00	77.00	77.00
ENGLISH BOOK CLASS IX OR X	EACH	130.00	130.00	130.00	130.00	130.00	130.00
ENG. BOOK IST.YR COMPLETE SET	EACH	84.00	84.00	84.00	84.00	84.00	84.00
ENGLISH BOOK BA/B.SC	EACH	178.00	178.00	178.00	178.00	178.00	178.00
URDU BOOK CLASS V (T.B.BORD)	EACH	59.00	59.00	59.00	59.00	59.00	59.00
URDU BOOK CLASS IX/X(T.B.B)	EACH	139.00	139.00	139.00	139.00	139.00	139.00
URDU BOOK IST.YEAR/INTER	EACH	53.00	53.00	53.00	53.00	53.00	53.00
URDU BOOK BA/B.SC	EACH	140.00	140.00	140.00	140.00	140.00	140.00
MATHS BOOK CALSS V (T.B.B)	EACH	78.00	78.00	78.00	78.00	78.00	78.00
MATHS BOOK CLASS IX OR X	EACH	279.00	279.00	279.00	279.00	279.00	279.00
MATHS BOOK IST.YEAR (T.B.B)	EACH	156.00	156.00	156.00	156.00	156.00	156.00
PAKISTAN STUDIES BOOK BA/B.SC	EACH	125.00	125.00	125.00	125.00	125.00	125.00
DAILY "DAWN"	P/COPY	19.00	19.00	19.00	19.00	19.00	19.00
DAILY "JANG"	P/COPY	12.00	12.00	12.00	12.00	12.00	12.00
DAILY "NAWA-E-WAQT"	P/COPY	12.00	12.00	12.00	12.00	12.00	12.00
WEEKLY "AKHBAR-E-JAHAN"	P/COPY	55.00	55.00	55.00	55.00	55.00	55.00
WEEKLY "MAG"	P/COPY	45.00	45.00	45.00	45.00	50.00	45.00
MONTHLY "NAUNEHAL DIGEST"	P/COPY	35.00	35.00	35.00	35.00	35.00	35.00
PAPER FOOLSCAPE (27"x17")	QUIRE	50.00	60.00	45.00	27.50	50.00	50.00
EXERCISE.BOOK LINED 80/100 PGS	EACH	50.00	60.00	45.00	70.00	70.00	70.00
PENCILGOLDFISH/DEER	EACH	6.50	6.50	6.00	5.00	7.50	7.00
PEN INK DOLLOR 57 ML BOTTLE	EACH	20.00	20.00	20.00	20.00	25.00	25.00
PHOTOSTATE PAPER 70 GM	PRT	310.00	360.00	360.00	280.00	350.00	360.00
BALL PEN (local)	EACH	5.00	7.00	6.00	5.00	8.00	8.00
FOUNTAIN PEN HERO/WINGS/CHINA	EACH	50.00	47.50	45.00	45.00	50.00	50.00
PRIVATE SCHOOL FEE ENGLISH MEDIUM AVERAGE STANDARD (CLASS I)	PER MONTH	1225.00	1100.00	1200.00	3342.50	1250.00	1500.00
PRIVATE SCHOOL FEE ENGLISH MEDIUM AVERAGE STANDARD (CLASS V)	PER MONTH	1287.50	1500.00	1600.00	3342.50	1262.50	2000.00
PRIVATE SCHOOL FEE ENGLISH MEDIUM AVERAGE STANDARD (CLASS VI	PER MONTH	1462.50	1650.00	2000.00	3392.50	1350.00	2200.00
PRIVATE SCHOOL FEE ENGLISH MEDIUM AVERAGE STANDARD (CLASS X)	PER MONTH	1537.50	2250.00	2420.00	3517.50	1850.00	2500.00
PRIVATE MEDICLE COLLEGE FEE MBBS (IST YEAR)	PER MONTH	0.00	0.00	0.00	0.00	0.00	0.00

Contd.

7.11 Intercity Consumer Prices
April, 2016

Description	Unit	Vehari	Sargodha	Mianwali	Bahawal-pur	Bahawal-nagar	R.Y. Khan
WHEAT	10 KG.	325.00	330.00	330.00	307.50	295.50	305.00
PRIVATE ENGINEERING COLLEGE FEE (ISTR YEAR)	PER MONTH	0.00	0.00	0.00	0.00	0.00	0.00
GOVT. COLLEGE FEE IST. YEAR	MONTH	50.00	50.00	50.00	50.00	50.00	50.00
GOVT. COLLEGE FEE 4TH. YEAR	MONTH	60.00	60.00	60.00	60.00	60.00	60.00
GOVT. UNIVERSITY FEE MSC.	MONTH	183.33	80.00	100.00	110.00	110.00	110.00
GOVT. MED. COLLEGE FEE MBBS	MONTH	0.00	0.00	0.00	1289.00	0.00	1050.00
GOVT. ENGG. COLL. FEE I YEAR	MONTH	0.00	600.00	0.00	2000.00	0.00	500.00
COACHING FEE FOR CLASS IX/X	PER MONTH	1200.00	500.00	1500.00	1500.00	1100.00	1000.00
COACHING CHARGES FOR CLASS IST YEAR/INTER (SCIENCE)	PER MONTH	1800.00	900.00	2500.00	1750.00	1500.00	1200.00
COACHING CHARGES FOR CLASS IST YEAR/INTER (COMMERCE)	PER MONTH	1500.00	600.00	1000.00	1500.00	1500.00	1000.00
I.T. TUITION FEES	PER MONTH	3150.00	1166.00	0.00	2417.00	0.00	2000.00
MBA TUITION FEES	PER MONTH	3150.00	0.00	0.00	2750.00	0.00	4585.00
BREAD TANDOORI ST. SIZE	EACH	5.00	6.50	6.00	5.00	7.00	6.00
COOKED MUTTON (AV. HOTEL)	PLATE	150.00	300.00	140.00	125.00	150.00	150.00
COOKED BEEF (AV. HOTEL)	PLATE	115.00	110.00	100.00	70.00	120.00	70.00
COOKED DAL (AV. HOTEL)	PLATE	50.00	40.00	50.00	50.00	40.00	52.50
CHICKEN BIRYANI FULL/DOUBLE	PLATE	152.50	120.00	170.00	125.00	150.00	120.00
TEA PREPARED (ORDINARY)	CUP	20.00	20.00	20.00	15.00	20.00	20.00
HAIRCUT CHARGES FOR MEN	P/CUT	90.00	80.00	50.00	95.00	60.00	60.00
BEAUTY PORL HAIR STYL CHARGE	P/STY.	262.50	275.00	250.00	390.00	300.00	300.00
SHAVING CHARGES	PER SHV	40.00	55.00	40.00	50.00	30.00	30.00
LIPSTICK S.MISS/MEDORA	EACH	110.00	115.00	110.00	90.00	120.00	120.00
NAIL POLISH S.MISS/MEDORA	EACH	60.00	110.00	95.00	95.00	60.00	60.00
PERFUME MED.SIZE MEDORA/BROACH	EACH	200.00	200.00	120.00	200.00	200.00	200.00
HAIR-OIL AMLA/CHAMBELI	BOTTLE	120.00	120.00	110.00	120.00	120.00	120.00
TOILET SOAP LUX 95 GRAMS	EACH	30.00	32.00	32.00	33.04	38.00	33.00
TOILET SOAP LIFEBOUY 140 GRM	EACH	37.00	37.00	37.00	35.00	37.00	37.00
TOILET SOAP SAFEGUARD BATH SIZE	EACH	46.00	46.00	46.00	46.00	46.00	46.00
TOOTHPASTE MACKLINES 70 GRM	EACH	50.00	50.00	50.00	50.00	50.00	50.00
TOOTHPAST MED SIZE CLGATE 70 GMS	EACH	65.00	65.00	60.67	60.67	65.00	65.00
TOOTHBRUSH SHEILD A/PLAUQUE	EACH	47.50	40.00	50.00	25.00	30.00	25.00
TOOTHPOWDER DENTONIC 90 GRM	EACH	32.00	28.00	25.00	32.00	32.00	28.00
HAIR-COLOUR BEGIN (6 GMS)	EACH	105.00	105.00	100.00	105.00	105.00	105.00
HAIR COLOUR (KALAKOLA)	BOTTLE	130.00	130.00	120.00	130.00	130.00	130.00
FACECREAM PONDS (MEDIUM)	EACH	120.00	110.00	120.00	120.00	110.00	120.00
TALC POWDER VICE ROAY,B.CAT	EACH	152.50	150.00	145.00	145.00	150.00	150.00
BLADE TREET ORDINARY 10'S	PKT.	35.00	40.00	40.00	30.00	35.00	30.00
BLADE 7-O-CLOCK STAIN. 5'S	PKT.	30.00	30.00	35.00	35.00	35.00	30.00
SHAMPOO SUNSILK/PAINTIN 100 ML	BOTTLE	99.00	99.00	99.00	110.00	111.00	111.00
BEAUTY CREAM (FAIR & LOVELY)	EACH	185.00	175.00	175.00	185.00	185.00	185.00
HAIR REMOVING CREAM (EU-CREAM)	TUBE	70.00	60.00	70.00	65.00	65.00	60.00
GEL MEDIUM SIZE	BOTTLE	60.00	115.00	150.00	100.00	130.00	100.00
DISPOSABLE RAZOR GILLET-II	EACH	45.00	40.00	45.00	40.00	45.00	42.00
SHAVING CREAM TOUCH-ME/ADM.	EACH	65.00	65.00	65.00	65.00	65.00	65.00
GOLD TEZABI 24 CT	10 GM.	41409.00	41923.00	42500.00	41736.00	41667.00	41993.00
SILVER TEZABI 24 CT	10 GM.	582.00	650.00	650.00	561.00	575.00	583.00
ARTIFICIAL JEWELLARY SET	SET	637.50	600.00	1000.00	725.00	1000.00	300.00
WRIST WATCH GENTS CITIZEN (ORIGINAL) ***	EACH	3500.00	7000.00	4100.00	7000.00	3200.00	3200.00
WRIST WATCH LADIES CITIZEN (ORIGINAL) ***	EACH	3500.00	7000.00	4100.00	6900.00	3200.00	3200.00
WALL CLOCK QUARTZ AV.QLTY	EACH	662.50	600.00	600.00	1100.00	600.00	500.00
SUITCASE REXIN (24"x16"x6")	EACH	945.00	1800.00	1700.00	1600.00	1800.00	1500.00
TRUNK MEDIUM SIZE ***	EACH	962.50	1800.00	1990.00	1800.00	1400.00	1400.00
PURSE LADIES (LEATHER) AVERAGE QUALITY	EACH	660.00	650.00	700.00	1100.00	1300.00	1200.00

7.11 Intercity Consumer Prices
April, 2016

Description	Unit	Karachi	Hyder-abad	Nawab-shah	Mirpur-khas	Mithi	Sukkar	Larkana	Dadu
WHEAT	10 KG.	185.00	300.00	347.50	300.00	306.25	312.50	300.00	330.00
WHEAT FLOUR FINE/SUPERIOR.	KG.	48.27	47.00	46.25	49.00	49.00	40.00	41.50	40.00
WHEAT FLOUR AVG. QLTY	KG.	42.62	40.00	38.75	37.00	38.00	39.00	38.00	38.00
WHEAT FLOUR BAG	10 KG.	401.63	400.00	367.00	380.00	390.00	367.50	360.00	400.00
MAIDA	KG.	51.54	50.00	43.75	48.00	50.00	60.00	45.00	45.00
SUJI	KG.	51.73	50.00	45.50	48.00	47.00	60.00	45.00	50.00
BESAN AV. QLTY.	KG.	125.00	130.00	140.00	140.00	145.00	140.00	110.00	120.00
RICE BASMATI SUP. QLTY.	KG.	152.88	130.00	82.50	105.00	105.00	130.00	95.00	120.00
RICE BASMATI 385/386	KG.	86.15	70.00	65.00	50.00	55.00	65.00	57.50	60.00
RICE BASMATI BROKEN AV.QLTY	KG.	69.33	65.00	70.00	40.00	40.00	65.00	60.00	40.00
RICE IRRI-6 (SINDH/PUNJAB)	KG.	43.69	40.00	51.25	35.50	36.00	52.50	27.50	30.00
VERMICELLI	KG.	83.08	80.00	82.50	85.00	85.00	80.00	65.00	70.00
BREAD PLAIN MEDIUM SIZE	EACH	45.00	44.00	48.00	45.00	45.00	50.00	40.00	45.00
RUSK (PAPAY)	KG.	188.27	175.00	202.50	140.00	150.00	230.00	200.00	240.00
BISCUITS-PACKED	PKT	35.00	35.00	35.00	35.00	35.00	35.00	35.00	35.00
BISCUIT-BAKERY (LOOSE)	250 GM	87.12	77.50	90.00	50.00	50.00	60.00	100.00	60.00
CORNFLAKS FAUJI 225 GM.	PKT	171.00	166.50	198.00	180.00	180.00	176.00	180.00	195.00
SAMOSA (VEGATABLE)	EACH	12.87	10.00	7.25	12.00	9.00	11.00	12.00	15.00
PASTRY AV.QLTY.	EACH	20.62	19.00	20.00	15.00	11.00	12.50	37.50	20.00
PATTIES (VEGATABLES)	EACH	16.62	10.50	10.00	15.00	11.00	12.50	20.00	10.00
NIMCO	250 GM	88.46	60.00	90.00	60.00	60.00	70.00	77.50	50.00
CHIPS	250 GM	97.31	70.00	90.00	60.00	60.00	75.00	87.50	60.00
BEEF WITH BONE AV.QLTY.	KG	348.27	310.00	350.00	240.00	0.00	310.00	300.00	300.00
MUTTON AV.QLTY.	KG	667.31	618.75	595.00	600.00	565.00	590.00	600.00	600.00
CHICKEN FARM BROILER (LIVE)	KG	204.62	200.00	192.50	186.00	205.00	216.00	195.00	200.00
FISH-RAHU MEDIUM SIZE	KG	313.27	253.13	300.00	300.00	325.00	290.00	275.00	300.00
MILK FRESH (UNBOILED)	LTR.	82.77	80.00	80.00	75.00	65.00	75.00	80.00	80.00
CURD	KG.	120.00	106.00	100.00	90.00	80.00	90.00	95.00	100.00
MILK TETRA PACK 1/2 LTR.	PKT.	60.00	50.00	60.00	60.00	60.00	60.00	60.00	60.00
LACTOGEN 400 GRAMS	PKT.	425.00	425.00	420.00	425.00	430.00	430.00	425.00	430.00
POWDER MILK NIDO 400GM.	PKT	380.00	380.00	370.00	360.00	360.00	400.00	370.00	380.00
MILK POWDER LOOSE/PACKED	KG.	506.54	562.50	560.00	480.00	480.00	480.00	712.50	370.00
BUTTER LOCAL PACKED	50 GM.	25.92	25.00	35.00	32.50	25.00	27.50	27.00	30.00
EGGS FARM	DOZ	70.88	70.00	87.50	60.00	80.00	72.00	70.00	80.00
MUSTARD OIL AV.QLTY.	KG.	166.83	140.00	157.50	120.00	120.00	117.50	200.00	160.00
COOKING OIL (DALDA)	2.5LTR	468.00	469.00	440.00	470.00	470.00	468.00	455.00	450.00
COOKING OIL (PAKWAN) OTHER BRAND SPECIFY	2.5 LTR	435.00	345.00	355.00	420.00	430.00	468.00	380.00	400.00
VEGETABLE GHEE TIN	2.5KG.	453.00	452.00	460.00	450.00	450.00	453.00	440.00	450.00
VEGETABLE GHEE (LOOSE)	KG.	141.15	150.00	153.75	150.00	150.00	140.00	117.50	115.00
DATES AV.QLTY.	KG.	204.62	147.50	150.00	135.00	150.00	175.00	180.00	220.00
PISTACHIO AV.QLTY.	50 GM.	145.00	150.00	107.50	80.00	85.00	150.00	115.00	120.00
ALMONDS WHOLE AV.QLTY.	KG.	1173.08	600.00	1200.00	750.00	765.00	850.00	1350.00	700.00
COCONUT DRY AV.QLTY.	KG.	350.00	222.50	242.50	240.00	250.00	300.00	240.00	280.00
RAISINS AV.QLTY.	50 GM.	26.92	20.00	26.25	20.00	20.00	25.00	20.00	20.00
GROUNDNUTS (WITH SHELL)	KG.	263.85	145.00	140.00	140.00	150.00	240.00	155.00	140.00
MALTA/MOSAMBI	DOZ	160.00	140.00	240.00	165.00	170.00	72.00	200.00	280.00
KINNU	DOZ	135.38	175.00	170.00	200.00	245.00	200.00	155.00	200.00
APPLE	KG	121.92	71.88	112.50	90.00	100.00	100.00	90.00	120.00
ALOO BUKHARA	KG	0.00	0.00	0.00	0.00	0.00	0.00	0.00	0.00
POMEGRANATE (ANNAR)	KG	0.00	0.00	0.00	0.00	0.00	0.00	0.00	0.00
GRAPES	KG	0.00	0.00	0.00	0.00	0.00	0.00	0.00	0.00
BANANAS	DOZ	66.92	72.50	60.00	45.00	45.00	75.00	60.00	50.00
MANGO KALMI	KG	0.00	0.00	0.00	0.00	0.00	0.00	0.00	0.00
GUAVA	KG	72.69	60.00	60.00	75.00	82.50	50.00	35.00	40.00
WATERMELON (TURBOOZ)	KG	37.21	38.13	32.50	25.00	32.50	25.00	20.00	30.00
MUSKMELON (KHARBOOZA)	KG	41.83	33.75	35.00	35.00	45.00	50.00	30.00	50.00
SWEETMELON (GARMA)	KG	0.00	0.00	0.00	0.00	0.00	0.00	0.00	0.00
PULSE MASOOR (WHOLE)	KG.	137.31	102.50	125.00	120.00	130.00	130.00	110.00	130.00
PULSE MASOOR (WASHED)	KG.	142.31	128.13	150.00	135.00	140.00	140.00	125.00	140.00
PULSE MOONG (WASHED)	KG.	160.48	157.50	157.50	167.50	172.00	155.00	145.00	160.00
PULSE MASH (WASHED)	KG.	264.04	259.38	250.00	245.00	255.00	270.00	260.00	240.00

Contd.

7.11 Intercity Consumer Prices
April, 2016

Description	Unit	Karachi	Hyder-abad	Nawab-shah	Mirpur-khas	Mithi	Sukkar	Larkana	Dadu
WHEAT	10 KG.	185.00	300.00	347.50	300.00	306.25	312.50	300.00	330.00
PULSE GRAM	KG.	124.81	128.75	127.50	128.00	135.00	115.00	115.00	120.00
GRAM WHOLE BLACK AV QLTY.	KG.	121.15	91.25	70.00	110.00	115.00	120.00	117.50	100.00
GRAM WHOLE YELLOW AV.QLTY	KG.	133.17	135.00	122.50	148.00	147.50	125.00	150.00	140.00
BEANS (LAL LOBIA)	KG.	142.31	115.63	120.00	102.50	112.50	155.00	149.00	140.00
POTATOES	KG	19.42	17.19	21.25	12.50	17.50	12.50	10.00	12.00
ONION	KG	37.50	30.63	32.50	27.50	32.50	35.00	32.50	30.00
TURNIP	KG	0.00	0.00	0.00	0.00	0.00	0.00	0.00	0.00
RADISH	KG	0.00	0.00	0.00	0.00	0.00	0.00	0.00	0.00
TOMATOES	KG	43.46	36.88	27.50	35.00	35.00	35.00	32.50	35.00
CABBAGE	KG	38.65	50.00	27.50	35.00	35.00	30.00	30.00	20.00
CAULIFLOWER	KG	54.71	78.13	28.75	75.00	75.00	60.00	17.50	20.00
BRINJAL	KG	0.00	0.00	0.00	0.00	0.00	0.00	0.00	0.00
PUMPKIN	KG	0.00	0.00	0.00	0.00	0.00	0.00	0.00	0.00
BOTTLEGOURD	KG	40.10	37.50	47.50	37.50	37.50	40.00	30.00	30.00
LADY FINGER	KG	0.00	0.00	0.00	0.00	0.00	0.00	0.00	0.00
PEAS	KG	59.62	60.00	57.50	65.00	75.00	80.00	80.00	80.00
SPINACH	KG	0.00	0.00	0.00	0.00	0.00	0.00	0.00	0.00
TINDA	KG	56.92	65.00	77.50	55.00	57.50	80.00	35.00	40.00
TURAI	KG	0.00	0.00	0.00	0.00	0.00	0.00	0.00	0.00
KARAILA	KG	0.00	0.00	0.00	0.00	0.00	0.00	0.00	0.00
ARVI	KG	0.00	0.00	0.00	0.00	0.00	0.00	0.00	0.00
CHILLIES GREEN	KG	65.58	53.75	45.00	55.00	55.00	40.00	40.00	40.00
CARROT	KG	46.15	80.00	17.50	75.00	17.50	50.00	60.00	60.00
COCUMBER (KHEERA)	KG	31.25	30.00	67.50	35.00	42.50	30.00	25.00	30.00
LEMON	250GM	44.23	48.13	40.00	45.00	45.00	50.00	30.00	40.00
SUGAR REFINED	KG.	64.08	62.00	58.75	60.00	60.00	62.00	62.00	62.00
GUR AV.QLTY	KG.	90.48	82.50	70.00	72.50	77.50	80.00	70.00	76.00
HONEY LANGANESE 500 GM.	BOTTLE	808.65	800.00	830.00	740.00	740.00	750.00	820.00	800.00
MILO 200 GM.	BOTTLE	210.00	215.00	180.00	209.00	190.00	206.00	225.00	200.00
CUSTARD POWDER RAFHAN 300 GM.	PKT	75.00	75.00	75.00	85.00	85.00	75.00	80.00	80.00
TOFFEE (HILAL)	EACH	1.00	1.00	1.00	1.00	1.00	1.00	2.00	1.00
CHOWKELATE CANDY (SMALL SIZE)	EACH	5.00	5.00	5.00	5.00	5.00	5.00	5.00	5.00
SWEETMEAT (MIXED)	KG	491.35	380.00	362.50	325.00	290.00	380.00	450.00	350.00
ICE CREAM WALLS	CUP.	40.00	40.00	41.25	40.00	40.00	40.00	40.00	40.00
ICE	KG	10.00	10.00	20.00	10.00	10.00	9.00	15.00	10.00
JAM AHMED/MITCHELLES	BOTTLE	131.54	130.00	130.00	140.00	140.00	130.00	135.00	130.00
SQUASH-MITCHELLES	BOTTLE	150.00	160.00	140.00	160.00	160.00	150.00	150.00	150.00
ROOH AFZA	BOTTLE	150.00	160.00	160.00	150.00	150.00	160.00	155.00	160.00
JAM-E-SHIREEN	BOTTLE	160.00	160.00	150.00	160.00	160.00	160.00	155.00	160.00
SAUNF	50 GM	22.58	20.00	21.25	10.00	12.00	20.00	20.00	20.00
CINAMON LOOSE AV. QLTY	50 GM.	32.50	25.00	36.25	30.00	20.00	30.00	20.00	20.00
CUMINSEED WHITE NATIONAL	50 GM.	52.00	52.00	53.75	50.00	50.00	52.00	50.00	54.00
PEPPER BLACK NATIONAL	50 GM.	96.00	96.00	96.00	92.00	92.00	96.00	96.00	100.00
CLOVES LOOSE AV.QLTY	50 GM.	78.37	90.00	87.50	65.00	67.50	100.00	90.00	90.00
CARDAMOM LARGE LOOSE AV.QLTY	50 GM.	175.00	140.00	160.00	140.00	150.00	160.00	130.00	80.00
CARDAMOM SMALL AV.QLTY	50 GM.	84.04	90.00	92.50	60.00	65.00	80.00	100.00	80.00
SALT-POWDERED (LAHORI) LOOSE	KG.	12.00	10.00	12.00	10.00	10.00	10.00	10.00	12.00
SALT POWDERED (NATIONAL/SHAN)	PKT	25.00	25.00	28.00	20.00	20.00	25.00	25.00	25.00
CHILLIES POWD.NATIONAL 200GM	PKT	105.00	105.00	105.00	105.00	105.00	105.00	105.00	105.00
CHILLIES POWDER LOOS	KG.	322.31	282.50	300.00	235.00	235.00	265.00	235.00	260.00
CORRIANDER SEED POWD.NATIONAL	PKT	104.00	104.00	104.00	104.00	104.00	104.00	104.00	104.00
CORRIANDER SEED (LOOSE)	KG.	253.65	223.75	257.50	170.00	175.00	220.00	240.00	240.00
TURMERIC POWD.NATIONAL 50GM	PKT.	35.00	35.00	35.00	35.00	35.00	35.00	35.00	35.00
CURRY POWD. NATIONAL 200 GM	PKT.	86.00	87.00	86.00	86.00	86.00	87.00	86.00	86.00
TOMATO KETCHUP AHMED/MITCHL	BOTTLE	80.00	75.00	70.00	85.00	85.00	73.50	102.50	90.00
PICKLES AHMED/MITCHELLES	BOTTLE	100.00	105.00	104.00	90.00	90.00	115.00	120.00	125.00
VINEGAR SYNTHETIC (SIRKA)	BOTTLE	60.00	50.00	90.00	65.00	65.00	65.00	90.00	85.00
GARLIC	KG	200.77	185.00	205.00	190.00	210.00	220.00	190.00	280.00
GINGER	KG	142.31	120.00	150.00	130.00	135.00	112.50	120.00	160.00
TAPAL DANEDAR TEA 200GM PACKET	PKT	157.89	157.89	176.00	150.00	150.00	158.00	155.78	158.00

Contd.

7.11 Intercity Consumer Prices
April, 2016

Description	Unit	Karachi	Hyder-abad	Nawab-shah	Mirpur-khas	Mithi	Sukkar	Larkana	Dadu
WHEAT	10 KG.	185.00	300.00	347.50	300.00	306.25	312.50	300.00	330.00
TEA LIPTON YELLOW LABEL 200GM.	PKT.	157.89	157.89	180.00	150.00	150.00	158.00	157.89	158.00
TEA LOOSE KENYA AV.QLTY 250GM.	PKT.	149.23	130.00	157.50	150.00	175.00	130.00	125.00	135.00
COFFEE-NESCAFE 75 GM. **	BOTTLE	350.00	300.00	320.00	300.00	300.00	320.00	315.00	360.00
COLD DRINK (STANDARD SIZ)	BOTTLE	25.00	25.00	25.00	25.00	25.00	25.00	25.00	25.00
FRUIT JUICE TETRA PACK	PKT.	18.23	20.00	20.00	15.00	15.00	15.00	20.00	20.00
MINERAL WATER NESTLE 1.5 LTR	BOTTLE	50.00	50.00	50.00	50.00	50.00	47.50	45.00	50.00
CIGARETTES K-2 10'S **	PKT	60.00	60.00	70.00	60.00	60.00	60.00	60.00	60.00
CIGARETTES CAPSTAN 10'S **	PKT	70.00	65.00	70.00	60.00	60.00	65.00	65.00	65.00
CIGARETTES GOLD LEAF 20'S	PKT	125.00	125.00	130.00	130.00	130.00	120.00	122.50	120.00
CIGARETTES MORVEN GOLD 20'S	PKT	70.00	65.00	50.00	60.00	60.00	65.00	65.00	65.00
BETEL LEAVES	50GM.	89.62	70.00	70.00	60.00	105.00	100.00	80.00	100.00
BETEL NUTS	KG.	292.31	275.00	300.00	310.00	320.00	400.00	280.00	440.00
LONG CLOTH 57" GUL AHMED/AL-KARAM	METER	179.23	225.00	300.00	170.00	170.00	230.00	195.00	230.00
SHIRTING AV.QLTY.	METER	162.31	140.00	205.00	100.00	95.00	120.00	150.00	130.00
PANT CLOTH W & WEAR AV.QLTY	METER	383.08	387.50	450.00	300.00	300.00	450.00	350.00	300.00
LAWN PRINTED GUL AHMED/AL-KARAM	METER	415.00	240.00	400.00	270.00	275.00	375.00	333.00	230.00
GEORGETTE AV.QLTY	METER	114.71	110.00	225.00	135.00	135.00	150.00	130.00	100.00
LINEN AV.QLTY ***	METER	159.23	130.00	150.00	140.00	150.00	140.00	175.00	110.00
HEAVY WT SUITING LAWERNCPUR AVG QLTY	METER	2200.00	1250.00	1400.00	1400.00	1400.00	1250.00	1100.00	900.00
HEAVY WT SUITING LAWERNCPUR SUP QLTY	METER	2700.00	2250.00	2300.00	1400.00	1500.00	1500.00	1300.00	1300.00
TROPICAL SUITING LAW.PUR	METER	1475.00	1100.00	925.00	900.00	900.00	1000.00	900.00	750.00
PANT BOY 24"/26" LENGTH.	EACH	534.62	420.00	900.00	400.00	350.00	400.00	450.00	590.00
SHIRT BOY 24"/26" LENGTH	EACH	426.92	375.00	800.00	300.00	300.00	400.00	430.00	450.00
SCHOOL UNI. PANT,SHIRT BOYS	SUIT	776.92	683.33	937.50	700.00	700.00	600.00	700.00	590.00
SCHOOL UNI. KAMEEZ,SHAL.BOYS	SUIT	619.23	633.33	850.00	600.00	600.00	600.00	700.00	475.00
SCHOOL UNI. KAMEEZ,SHAL.GIRL	SUIT	676.92	562.50	900.00	700.00	725.00	600.00	700.00	560.00
FROCK W/WEAR GIRLS	EACH	1065.38	1200.00	900.00	600.00	500.00	900.00	600.00	800.00
AWAMI-SUIT W & W(BOY) 24"/26	SUIT	930.77	700.00	1037.50	800.00	750.00	900.00	700.00	685.00
AWAMI-SUIT W&W (GENTS)AV.QLTY	SUIT	1603.85	1200.00	1600.00	1200.00	1000.00	1000.00	875.00	960.00
PULLOVER GENTS OXFORD/BON.	EACH	3100.00	2410.00	3200.00	2000.00	2000.00	2200.00	1300.00	2750.00
PULLOVER LADIES OXFORD/BON.	EACH	3060.00	2310.00	3000.00	1800.00	1800.00	2000.00	1800.00	2300.00
PULLOVER (GENTS) OTHERS A.QTY	EACH	917.31	900.00	1575.00	600.00	700.00	800.00	700.00	600.00
SECOND-HAND COAT FOR MEN	EACH	410.58	300.00	250.00	425.00	525.00	400.00	375.00	300.00
SECONDHAND SWEETER FOR MEN DUP QLTY	EACH	265.96	140.00	400.00	325.00	325.00	225.00	275.00	200.00
SECONDHAND WINTER JACKET	EACH	457.69	225.00	450.00	280.00	265.00	400.00	375.00	250.00
UNDERWEAR AV.QLTY MEDIUM SIZE	EACH	177.69	76.88	180.00	80.00	81.25	110.00	150.00	60.00
VEST FOR MEN AV.QLTY.	EACH	184.62	95.00	120.00	80.00	70.00	100.00	105.00	100.00
VEST/SHAMEEZ (WOMEN) AVG. QLTY	EACH	146.54	150.00	350.00	75.00	72.50	120.00	140.00	140.00
SOCKS NYLON (PAKISTANI)	PAIR	76.54	60.00	110.00	80.00	52.50	90.00	90.00	50.00
BRASSIER AV.QLTY.	EACH	180.00	111.25	250.00	137.50	82.50	135.00	180.00	100.00
BRASSIER SUP QLTY	EACH	335.00	200.00	400.00	365.00	365.00	300.00	280.00	200.00
DOPATTA GEORGETTE AV.QLTY.	EACH	243.08	200.00	350.00	325.00	310.00	225.00	300.00	250.00
DOPATTA COTTON AV GLTY	EACH	265.38	150.00	300.00	225.00	260.00	175.00	250.00	200.00
CHADDAR (W/WEAR) (2x2.5 MTR)	EACH	515.38	312.50	1000.00	350.00	350.00	275.00	520.00	350.00
LUNGI/DHOTI(COTTON) AVG. QLTY	EACH	318.27	287.50	300.00	350.00	310.00	250.00	480.00	250.00
HANDKERCHIEF AVG. QLTY PAK	EACH	53.08	30.00	60.00	42.50	45.00	50.00	50.00	50.00
HANDKERCHIEF SUP. QLTY PAK	EACH	86.15	60.00	120.00	65.00	60.00	77.50	75.00	120.00
GLOVES AV QLTY	PAIR	57.69	60.00	82.50	75.00	65.00	90.00	55.00	100.00
AZARBAND COTTON AVG. QLTY	EACH	15.00	11.00	25.00	11.00	9.00	20.00	27.50	15.00
SEWING THREAD/REEL(ASLI PARI)	EACH	7.00	6.00	7.00	10.00	10.00	7.00	7.00	8.00
WASHING CHARGES PAINT & SHIRT	SUIT	73.08	105.00	50.00	60.00	50.00	55.00	100.00	40.00
DRY CLEANING SUIT COAT PANT	SUIT	319.23	263.33	150.00	200.00	200.00	250.00	280.00	160.00
WASHING CH. (KAMIZ-SHALWAR)	PAIR	73.46	75.00	80.00	50.00	50.00	50.00	62.50	30.00
TAILORING SHIRT	EACH	415.38	337.50	450.00	200.00	250.00	400.00	375.00	350.00
TAILORING CHARGES PANT (MEN)	EACH	700.00	662.50	500.00	250.00	250.00	600.00	550.00	600.00
TAILORING COAT-PANT SUIT	SUIT	5192.31	3450.00	4000.00	3000.00	3000.00	4000.00	3500.00	3200.00
TAILORING AWAMI-SUIT (MALE)	SUIT	595.19	621.88	600.00	400.00	300.00	550.00	650.00	500.00
TAILORING SUIT FEMALE	SUIT	662.50	431.25	500.00	400.00	300.00	550.00	650.00	250.00
GENTS SHOES PAUL BATA	PAIR	1199.00	1199.00	1199.00	1199.00	1199.00	1199.00	1199.00	1199.00
GENTS SANDAL BATA	PAIR	699.00	699.00	699.00	699.00	699.00	699.00	699.00	699.00

Contd.

7.11 Intercity Consumer Prices
April, 2016

Description	Unit	Karachi	Hyder-abad	Nawab-shah	Mirpur-khas	Mithi	Sukkar	Larkana	Dadu
WHEAT	10 KG.	185.00	300.00	347.50	300.00	306.25	312.50	300.00	330.00
GENTS SPOUNG CHAPPAL BATA	PAIR	179.00	179.00	179.00	179.00	179.00	179.00	179.00	179.00
LADIES SANDAL BATA	PAIR	499.00	499.00	499.00	499.00	499.00	499.00	499.00	499.00
LADIES SPOUNG CHAPPAL BATA	PAIR	179.00	179.00	179.00	179.00	179.00	179.00	179.00	179.00
CHILD SHOE POWER LITE BATA	PAIR	599.00	599.00	599.00	599.00	599.00	599.00	599.00	599.00
GENTS SHOE, ART 1109 SERVICE	PAIR	999.00	999.00	999.00	999.00	999.00	999.00	999.00	999.00
NYLON JOGGER 27 SIZE 2-5 ***	PAIR	1299.00	1299.00	1299.00	1299.00	1299.00	1299.00	1299.00	1299.00
CHINA FOOT WEAR AV. QLTY (MALE) *	PAIR	780.77	550.00	600.00	450.00	400.00	500.00	750.00	800.00
CHINA FOOT WEAR AV. QLTY (FEMALE) *	PAIR	763.46	400.00	400.00	250.00	240.00	425.00	300.00	450.00
CHINA FOOT WEAR AV. QLTY (CHILDREN) *	PAIR	630.77	400.00	380.00	200.00	220.00	425.00	300.00	591.00
SHOE REPAIR HALF SOLE	PAIR	135.38	80.00	80.00	70.00	50.00	65.00	180.00	50.00
SHOES POLISH CHARGES AVERAGE SHOP	PAIR	22.12	20.00	20.00	12.50	10.00	15.00	20.00	10.00
HOUSE RENT (combined)	MONTH	10575.00	5735.00	3556.00	4729.00	3341.00	5824.00	4500.00	3305.00
rent 2	pm	10575.00	5735.00	3556.00	4729.00	3341.00	5824.00	4500.00	3305.00
RENT3	PM	10575.00	5735.00	3556.00	4729.00	3341.00	5824.00	4500.00	3305.00
RENT4	PM	10575.00	5735.00	3556.00	4729.00	3341.00	5824.00	4500.00	3305.00
RENT5	PM	10575.00	5735.00	3556.00	4729.00	3341.00	5824.00	4500.00	3305.00
RENT6	PM	10575.00	5735.00	3556.00	4729.00	3341.00	5824.00	4500.00	3305.00
SYNTHETIC ENEMAL ROBIALAC BALTI 3.64 LTR.	EACH	1880.00	1609.50	1580.00	1850.00	1850.00	1900.00	2100.00	1700.00
SYNTHETIC ENEMAL ICI BALTI 3.64 LTR.	EACH	1880.00	2070.00	1890.00	1850.00	1850.00	1900.00	2050.00	1700.00
CEMENT (LOCAL) SPECIFY BRAND NAME	BAG	531.15	535.00	540.00	530.00	530.00	550.00	530.00	525.00
BRICKS (NEW) IST CLASS	P/1000	11000.00	5000.00	6000.00	4250.00	5100.00	5000.00	4800.00	4000.00
CEMENT BLOCKS (6"x8"x12")	P/100	3046.15	1800.00	3800.00	0.00	0.00	0.00	0.00	260.00
BAJREE	100CFT	4769.23	2862.50	2800.00	3100.00	4750.00	3500.00	4000.00	2500.00
SAND (BLACK PIT SAND)	K100CFT	0.00	0.00	2500.00	0.00	2000.00	1500.00	1100.00	2000.00
TIMBER SHESHAM LOG IST QUALITY	cubmt.	56000.00	38860.00	14000.00	0.00	0.00	37022.00	44143.00	55500.00
IRON BAR (M.S. BAR) 1/2"	P/TON	67076.92	65000.00	76000.00	50375.00	65500.00	65000.00	62000.00	63000.00
CARPANTER WAGE RATE	P/DAY	861.54	900.00	900.00	700.00	600.00	750.00	800.00	600.00
MASON (RAJ) WAGE RATE	P/DAY	1061.54	900.00	1000.00	700.00	600.00	750.00	800.00	1000.00
UNSKILLED LABOUR WAGE RATE	P/DAY	630.77	550.00	450.00	400.00	400.00	387.50	400.00	400.00
PLUMBER WAGE RSTE	P/DAY	861.54	900.00	800.00	700.00	600.00	750.00	600.00	450.00
ELECTICIAN WAGE RATE PER DAY **	P/DAY	700.00	900.00	700.00	0.00	0.00	0.00	600.00	400.00
ELECTICIAN WAGE RATE PER POINT **	P/PNT	159.23	100.00	200.00	100.00	75.00	87.50	120.00	60.00
WATER CHARGES PER HOUSE	P/MONTH	117.50	230.00	40.00	40.00	200.00	57.50	150.00	35.00
ELECT.CHARGES UPTO 50 UNITS	P/UNIT	2.00	2.00	2.00	2.00	2.00	2.00	2.00	2.00
ELECT.CHARGES 01 - 100 UNIT	P/UNIT	6.18	6.18	6.18	6.18	6.18	6.18	6.18	6.18
ELECT.CHARGES 101 - 300 UNIT	P/UNIT	9.54	8.11	9.54	9.54	9.54	9.54	9.54	9.54
ELECT.CHARGES 301 - 1000 UNIT	P/UNIT	16.39	16.39	16.39	16.39	16.39	16.39	16.39	16.39
ELECT.CHARGES ABOVE 1000 UNIT	P/UNIT	18.39	18.39	18.39	18.39	18.39	18.39	18.39	18.39
ELEC	PM	10.50	10.50	10.50	10.50	10.50	10.50	10.50	10.50
GAS CHRG upto 3.3719 MMBUT	MMBTU	128.70	128.70	128.70	128.70	0.00	128.70	128.70	128.70
GAS CHRG 3.3719 - 6.7438 MMBUT	MMBTU	257.40	257.40	257.40	257.40	0.00	257.40	257.40	257.40
GAS CHRG 6.7438 - 10.1157 MMBUT	MMBTU	257.40	257.40	257.40	257.40	0.00	257.40	257.40	257.40
GAS CHRG10.1157 - 13.4876 MMBUT	MMBTU	702.00	702.00	702.00	702.00	0.00	702.00	702.00	702.00
GAS	PM	702.00	702.00	702.00	702.00	0.00	702.00	702.00	702.00
GAS	PM	409.50	409.50	409.50	409.50	0.00	409.50	409.50	409.50
KEROSENE OIL	LTR	97.69	80.00	87.50	83.00	88.00	69.50	85.00	140.00
FIREWOOD WHOLE	40 KG.	615.38	550.00	450.00	460.00	410.00	400.00	400.00	450.00
CHAIR SHESHAM WOOD WITH ARMS **	EACH	1861.54	900.00	2000.00	1000.00	1100.00	2000.00	2600.00	1300.00
CHAIR PLASTIC (CHAIRMAN) AVERAGE QUALITY	EACH	880.77	650.00	800.00	500.00	650.00	700.00	850.00	800.00
TABLE SHESHAM WOOD (4X2X5") ***	EACH	6653.85	3616.67	6000.00	2700.00	2900.00	4500.00	7900.00	5500.00
SOFASET WOODEN WITH FOAM SEAT **	SET	19384.62	11166.67	18000.00	13500.00	12500.00	12500.00	15500.00	20000.00
COT IRON (WITH NIWAR)AV.QLTY.	EACH	2544.23	1500.00	2500.00	2000.00	2000.00	2250.00	3550.00	2600.00
ALMIRAH (STEEL) 6'X3' 20 GUAGE	EACH	9826.92	6416.67	10000.00	6750.00	7150.00	12000.00	10000.00	14000.00
DINNING TABLE 6 CHAIRS A.QLTY	SET	15615.38	13500.00	21000.00	11000.00	11000.00	19500.00	17250.00	25000.00
SINGLE BED WITHOUT FOAM MED.	EACH	6153.85	5533.33	6800.00	3500.00	3800.00	12500.00	5000.00	6500.00
MATRESS SINGLE(4"THICK)	EACH	5200.00	4750.00	4850.00	6100.00	6100.00	4500.00	5000.00	6100.00
FARSHI DARI 12'X9' AV.QLTY	EACH	1492.31	866.67	1450.00	850.00	850.00	900.00	1350.00	800.00
DARI COTTON (6'x2 1/2') AV.QL	EACH	565.38	323.33	700.00	400.00	500.00	350.00	575.00	300.00
CARPET PLAIN AV. QLTY	SQFT.	66.73	36.00	45.00	35.00	40.00	32.50	90.00	20.00
QUILT (LIHAF) 3 KG. COTTON	EACH	1619.23	512.50	900.00	600.00	700.00	1000.00	875.00	580.00

Contd.

7.11 Intercity Consumer Prices
April, 2016

Description	Unit	Karachi	Hyder-abad	Nawab-shah	Mirpur-khas	Mithi	Sukkar	Larkana	Dadu
WHEAT	10 KG.	185.00	300.00	347.50	300.00	306.25	312.50	300.00	330.00
BLANKET (90" x 54")	EACH	2907.69	2500.00	4125.00	2000.00	2200.00	3750.00	3100.00	3500.00
BEDSHEET SINGLE BED SUP.QLTY	EACH	832.69	333.33	700.00	400.00	400.00	500.00	850.00	600.00
BED SHEET DOUBLE WITH TWO PILLOW COVERS SUP QLTY	SET	1592.31	575.00	1300.00	600.00	600.00	900.00	1500.00	1100.00
TOWEL(3'x2') AV. QALTY	EACH	266.35	180.00	300.00	140.00	150.00	225.00	220.00	150.00
CELING FAN 48" SUPER QLTY **	EACH	3500.00	2800.00	3000.00	2900.00	2900.00	2850.00	3600.00	2600.00
PEDESTAL FAN 22" SUPER QLTY	EACH	4425.00	4000.00	3800.00	4000.00	4000.00	3850.00	4600.00	3800.00
REFG. DAWLENCE 10 CFT. D.DOOR	EACH	33000.00	30900.00	28000.00	30000.00	30000.00	33500.00	32000.00	28500.00
D-FREEZER WAVES 8 CFT.	EACH	28100.00	27900.00	28000.00	28900.00	29000.00	30000.00	33000.00	26000.00
AIRCONDITIONER 1.5 TON PEL	EACH	40000.00	44000.00	43000.00	41800.00	41800.00	52000.00	47000.00	55000.00
SPLIT AIR CONDITIONER 1.5 TON (SPECIFY BRAND NAME)	EACH	44500.00	42500.00	44500.00	46000.00	46500.00	45000.00	49000.00	44000.00
AIRCOOLER SUPER ASIA	EACH	10000.00	8500.00	9000.00	8800.00	9000.00	12300.00	12500.00	11000.00
WASHING MACHINE SINGER	EACH	15600.00	15600.00	14700.00	15600.00	15600.00	15900.00	15600.00	14700.00
SEWING MACHINE(SINGER)	EACH	6795.00	6095.00	5200.00	7200.00	7200.00	6500.00	5860.00	5200.00
GIZER LARGE SIZE 30 GALLON CAPACITY SUP QLTY	EACH	21000.00	22650.00	20000.00	16000.00	16000.00	17000.00	17500.00	17000.00
GAS BURNER DOUBLE SPFY.BRAND	EACH	2198.08	1500.00	1800.00	1600.00	1700.00	1800.00	1750.00	2000.00
ELECT. IRON PHILIPS MDL.1120	EACH	1600.00	1700.00	2000.00	1200.00	1500.00	1700.00	2500.00	2000.00
ELECTRIC JUICER FOR APPLE	EACH	5163.46	3600.00	6000.00	3000.00	3000.00	1700.00	5000.00	3500.00
S.STEEL DEGHCHI MEDIUM SIZE ***	EACH	715.38	500.00	700.00	480.00	490.00	600.00	475.00	500.00
ALUMINIUM COOKING PAN (DEGCHI) MED SIZE	EACH	715.38	450.00	360.00	370.00	380.00	450.00	450.00	450.00
NON STICK COOKING PAN (DEGCHI) SUP. QLTY	EACH	915.38	550.00	1000.00	550.00	560.00	550.00	560.00	900.00
FRYING PAN STEEL AVG. QLTY MED. SIZE	EACH	381.73	200.00	350.00	260.00	260.00	300.00	460.00	190.00
TAWA IORN (MEDIUM SIZE) AVG. QLTY	EACH	365.38	218.75	350.00	250.00	250.00	300.00	375.00	180.00
S.STEEL PLATE A.QLTY.(M.SIZE)	EACH	93.27	40.63	80.00	55.00	60.00	70.00	120.00	80.00
TABLE SPOON S.STEEL SUP.QLTY.	DOZEN	270.00	300.00	320.00	250.00	280.00	350.00	1100.00	250.00
WATER SET JUG+6 GLASSES (OMROC)	SET	615.38	400.00	787.50	350.00	370.00	550.00	500.00	600.00
TEA SET PAK. CHINAWARE 21 PCS.	SET	1624.62	950.00	1700.00	1250.00	1450.00	1750.00	1350.00	2500.00
DINNER SET PLASTIC 72 PIECES SUPERIOR QLTY	SET	7153.85	3000.00	5000.00	2600.00	2200.00	6250.00	2900.00	6200.00
HOTPOT SET PLASTIC 3 PCS.	SET	1330.77	1012.50	1200.00	1000.00	1000.00	1500.00	1550.00	1200.00
BUCKET(BALTI) PLASTIC MED.SIZ	EACH	415.38	270.00	700.00	300.00	290.00	300.00	450.00	300.00
LOTA PLASTIC (MED SIZE) AVERAGE QUALITY	EACH	83.46	50.00	60.00	50.00	50.00	70.00	55.00	50.00
PRESURE COOKER 4 LTR.	EACH	1861.54	1000.00	1800.00	850.00	900.00	1437.50	1800.00	1300.00
WATER COOLER 9/10 LTR.PLASTIC ***	EACH	615.38	400.00	925.00	600.00	630.00	600.00	500.00	500.00
THERMOS STARVAC 1 LTR	EACH	394.71	300.00	550.00	350.00	350.00	650.00	460.00	500.00
BULB PHILIPS 100-WATTS	EACH	35.00	30.00	32.00	30.00	30.00	30.00	30.00	40.00
TUBE LIGHT PHILIPS 40 WATTS	EACH	100.00	100.00	110.00	110.00	110.00	97.50	100.00	120.00
ELECTRIC BLUBS "0" WATTE LOCAL	EACH	25.00	25.00	25.00	20.00	20.00	22.00	20.00	20.00
ELECTRIC BLUB ENERGY SAVER 14 WATTS	EACH	170.00	180.00	160.00	110.00	110.00	155.00	170.00	120.00
WASHING SOAP 250 GMS SPECIFY BRAND NAME	EACH	14.00	30.00	35.00	25.00	25.00	30.00	25.00	30.00
SURF EXCEL 400 GMS POLY BAG	EACH	125.00	125.00	125.00	125.00	125.00	110.00	125.00	125.00
WASHING POWDER 1000 GRM	EACH	185.00	185.00	180.00	175.00	175.00	185.00	185.00	185.00
WASHING POWDER (WHEEL/ BONUS) 100 GRAMS	EACH	95.00	95.00	95.00	85.00	85.00	95.00	85.00	125.00
CLEANSER POWDER VIM 1000 GM	PKT.	70.00	77.77	75.00	66.67	66.67	70.00	66.67	70.00
FINIS 500 ML	BOTTLE	180.00	225.00	200.00	125.00	125.00	180.00	165.00	250.00
PHNYLE TYPHONE/FINIS/CARRANITE 3 LITRES	BOTTLE	120.00	120.00	182.50	110.00	110.00	135.00	120.00	130.00
HARPIC	BOTTLE	145.00	145.00	145.00	145.00	145.00	145.00	142.50	145.00
BOOT POLISH CHERRY/KIWI 50ML	EACH	100.00	122.22	100.00	100.00	100.00	102.50	100.00	100.00
ROBIN BLUE (35 GRAMS)	PKT.	35.00	25.67	35.00	30.00	30.00	30.00	30.00	45.00
TISSU PAPER PERFUMED 100 PCS.	PKT	123.08	110.00	100.00	90.00	90.00	100.00	130.00	100.00
TOILET PAPER ROLL (R.PETEL)	P/ROLL	42.00	32.00	35.00	40.00	35.00	35.00	35.00	30.00
BOOT POLISH LIQUID CHEERY BLOSSOM KIWI 75 ML	BOTTLE	140.00	135.00	150.00	130.00	120.00	140.00	130.00	150.00
MATCH BOX SMALL	EACH	2.00	2.00	3.00	3.00	3.00	2.00	2.50	2.00
DRY CELL 1.5 VOLT(LOCAL)	EACH	15.00	15.00	25.00	20.00	20.00	25.00	20.00	25.00
HAND STITCHING NEEDLE M.SIZE	PACKET	9.31	6.00	8.00	5.00	5.00	10.00	9.00	6.00
SEWING MACHINE NEEDLE (SINGER)	EACH	5.00	6.00	8.00	5.00	5.00	8.00	7.00	5.00
HOUSEHOLD SERVANT FEMALE P/T	P/MNTH	2653.85	1025.00	2000.00	600.00	800.00	1625.00	2000.00	1500.00
MARRIAGE HALL WITH FURNITURE	P/HEAD	301.54	95.63	70.00	90.00	60.00	150.00	150.00	80.00
SEPTRAN TABLETS	10TAB.	15.00	15.00	15.00	16.00	15.75	15.00	17.00	15.00
BRUFEN TABS 200-MG.	10TAB.	10.00	10.00	10.00	10.00	10.00	10.00	10.00	10.00
PANADOL TAB. EXTRA/PLAIN	10TAB.	12.00	12.00	10.00	12.00	12.00	12.00	12.00	12.00
DISPRIN TAB.	10TAB.	13.00	12.00	10.00	13.00	12.00	12.50	10.00	10.00

Contd.

7.11 Intercity Consumer Prices
April, 2016

Description	Unit	Karachi	Hyder-abad	Nawab-shah	Mirpur-khas	Mithi	Sukkar	Larkana	Dadu
WHEAT	10 KG.	185.00	300.00	347.50	300.00	306.25	312.50	300.00	330.00
TRISIL TAB.	10 TAB	10.00	10.00	10.00	10.00	10.00	10.00	10.00	10.00
FLAGYL TAB. 200 MG.	10TAB.	10.00	10.00	10.00	10.00	10.00	10.00	10.00	10.00
VENTOLIN TAB. 2MG.	10TAB.	10.00	9.00	10.00	10.00	10.00	10.00	10.00	10.00
DAONIL TAB. 5 MG.	10TAB.	17.00	17.00	17.00	17.00	17.00	17.00	17.00	17.00
ENTOX TAB.	10TAB.	10.00	10.00	10.00	10.00	10.00	10.00	10.00	10.00
RENITEC TAB. 5 MG.	10TAB.	58.50	58.50	60.00	58.00	58.00	60.00	58.00	58.50
CAC. 1000 TAB	BOTTLE	122.00	122.00	122.00	122.00	122.00	122.00	122.00	122.00
AMOXIL CAPSOLE 250 MG.S	10CAP.	35.70	35.66	36.00	35.00	35.00	36.00	36.00	35.60
CALCIUM SYRUP SANDOZ	BOTTLE	64.00	64.00	64.00	64.00	64.00	64.00	64.00	64.65
LEDERPLEX SYRUP	BOTTLE	35.00	35.00	35.00	35.00	35.00	35.00	35.00	35.00
SANCOS SYRUP (50 ML.)	BOTTLE	30.00	30.00	30.00	30.00	30.00	30.00	30.00	30.00
PHENERGAN SYRUP 120 ML.	BOTTLE	33.00	33.00	33.00	33.00	33.00	33.00	33.00	33.00
CALPOL SYRUP 60 ML.	BOTTLE	28.00	28.00	28.00	28.00	28.00	28.00	28.00	28.00
HYDRYLLIN SYRUP 120 ML.	BOTTLE	65.00	65.00	65.00	65.00	65.00	65.00	65.00	65.00
POLYFAX EYE OINTMENT	TUBE	21.00	21.00	21.00	21.00	21.00	21.00	21.00	21.00
BETNESOL EYE DROPS	BOTTLE	33.89	33.89	33.89	33.89	33.89	33.89	33.89	33.89
EAR DROPS (CARDISPORINE) ***	BOTTLE	21.00	21.00	21.00	21.00	21.00	21.00	21.00	21.00
BETNOVATE-N OINTMENT 5 GMS	TUBE	16.68	16.00	16.00	16.00	16.00	16.00	16.00	16.00
BURNOL CREAM 30 GRM	TUBE	16.00	16.00	16.00	16.00	16.00	16.00	16.00	16.00
VICKS VAPORUB/BALM	BOTTLE	36.00	36.00	36.00	36.00	36.00	36.00	36.00	36.00
GLYCRINE SMALL BOTTLE	BOTTLE	20.00	25.00	25.00	20.00	15.00	15.00	15.00	27.50
JOUHAR JOSHANDA	PKT.	8.00	8.00	6.00	8.00	8.00	8.00	8.00	6.00
GALXOS-D (450 GRMS)	PKT.	157.50	157.50	140.00	150.00	150.00	157.50	140.00	140.00
GRIPE-WATER WOODWARDS	BOTTLE	55.00	55.00	50.00	55.00	55.00	55.00	50.00	55.00
SANIPLAST ONE PUTTY	EACH	2.00	2.00	2.00	1.00	1.00	2.00	2.00	2.00
O.R.S. (NIMCOL)	PKT.	17.00	17.00	15.00	17.00	17.00	15.00	17.00	17.00
DETTOL (MEDIUM)	BOTTLE	46.80	46.80	46.80	46.80	46.80	46.80	46.80	46.80
COTTON BANDAGE 2" - 4"	EACH	8.62	8.00	8.00	15.00	15.00	12.50	15.00	10.00
THERMOMETER CHINA	EACH	45.00	30.00	40.00	40.00	35.00	40.00	40.00	50.00
DOCTOR (MBBS) CLINIC FEE	P/PAT.	100.00	100.00	200.00	100.00	100.00	100.00	300.00	150.00
URINE TEST (DR) CHARGES	P/TEST	129.23	90.00	140.00	70.00	70.00	170.00	100.00	50.00
BLOOD TEST (CP) CHARGES	P/TEST	265.38	212.50	300.00	200.00	200.00	290.00	200.00	200.00
SUGAR TEST (RANDOM/FASTING BOTH) CHARGES	P/TEST	315.38	160.00	240.00	200.00	200.00	200.00	240.00	120.00
ECG CHARGES	P/TEST	361.54	213.13	350.00	200.00	200.00	350.00	200.00	200.00
X-RAY (CHEST) CHARGES	P/X-RAY	330.77	209.38	400.00	200.00	200.00	300.00	350.00	200.00
CAR SUZUKI 800 CC (W/O. A/C)	EACH	630000.00	630000.00	630000.00	630000.00	0.00	630000.00	632000.00	0.00
CAR SUZUKI 1000 CC	EACH	1044000.00	1044000.00	1044000.00	1044000.00	0.00	0.00	0.00	0.00
CAR TOYOTA 1300 CC	EACH	1767500.00	1767500.00	1767500.00	0.00	0.00	0.00	0.00	0.00
CAR HONDA CIVIC	EACH	2053000.00	0.00	2053000.00	0.00	0.00	0.00	0.00	0.00
MOTORCYCLE HONDA CD-70.	EACH	63500.00	63500.00	64000.00	63500.00	63500.00	64000.00	63500.00	63500.00
MOTORCYCLE YAMAHA 100CC.	EACH	78600.00	79300.00	0.00	0.00	0.00	78500.00	79300.00	0.00
MOTOR CYCLE HERO 70 CC	EACH	45000.00	43000.00	44000.00	44500.00	0.00	43000.00	43000.00	0.00
BICYCLE WITH TYRES & TUBES	EACH	6303.85	7600.00	9350.00	7500.00	7900.00	7600.00	7700.00	7000.00
TYRE CAR WITH TUBE GENERAL	EACH	3500.00	2800.00	3800.00	3000.00	3200.00	3200.00	3600.00	3650.00
TYRE MOTOR CYCLE WITHOUT TUBE	EACH	1100.00	900.00	1210.00	1200.00	1225.00	1200.00	1100.00	950.00
TYRE CYCLE SPECIFY BRAND NAME	EACH	365.38	350.00	400.00	380.00	390.00	350.00	350.00	420.00
TYRE CAR W/O TUBE	EACH	3061.54	2700.00	3200.00	3100.00	3150.00	2700.00	2700.00	3600.00
PETROL SUPER	LITRE	64.21	64.21	64.21	64.21	64.21	64.21	64.21	64.21
HIGH SPEED DIESEL HSD	LITRE	72.46	72.46	72.46	72.46	72.46	72.46	72.46	72.46
CNG	K.G.	67.50	67.50	0.00	67.50	0.00	67.50	67.50	67.50
GAS CYLINDER STAND. SIZE	EACH	880.00	880.00	900.00	1000.00	1050.00	990.00	913.00	880.00
MOTOR CYCLE SERVICE CHARGES	EACH	371.15	300.00	250.00	250.00	250.00	250.00	400.00	250.00
CAR SERVICE CHARGES	EACH	438.46	450.00	500.00	300.00	300.00	350.00	600.00	400.00
TYRE PUNCTURE CHARGES	EACH	50.00	60.00	70.00	70.00	50.00	75.00	80.00	80.00
CYCLE OVERHAULING CHARGES	EACH	203.85	300.00	275.00	200.00	200.00	200.00	300.00	200.00
CAR TAX FOR 800CC TO 1300CC	YEARLY	1750.00	1750.00	1750.00	1750.00	1750.00	1750.00	1750.00	1750.00
TRAIN FARE ECO. 1-100 KM.	P/KM.	0.68	0.68	0.68	0.68	0.00	0.68	0.68	0.68
TRAIN FARE ECO. 101-500 KM.	P/KM.	0.98	0.98	0.98	0.98	0.00	0.98	0.98	0.98
TRAIN FARE ECO. > 500 KM.	P/KM.	0.89	0.89	0.89	0.89	0.00	0.89	0.89	0.89
TRAIN FARE IST SLP. 1-100KM	P/KM.	2.10	2.10	2.10	2.10	0.00	2.10	2.10	2.10

Contd.

7.11 Intercity Consumer Prices
April, 2016

Description	Unit	Karachi	Hyder-abad	Nawab-shah	Mirpur-khas	Mithi	Sukkar	Larkana	Dadu
WHEAT	10 KG.	185.00	300.00	347.50	300.00	306.25	312.50	300.00	330.00
TRAIN FARE IST SLP.101-500 KM	P/KM.	2.59	2.59	2.59	2.59	0.00	2.59	2.59	2.59
TRAIN FARE IST SLP. > 500 KM	P/KM.	1.99	1.99	1.99	1.99	0.00	1.99	1.99	1.99
TRAIN FARE A/C SLP. 1-100KM.	P/KM	5.76	5.76	5.76	5.76	0.00	5.76	5.76	5.76
TRAIN FARE A/C SLP.101-500KM	P/KM.	4.59	4.59	4.73	4.59	0.00	4.59	4.59	4.59
TRAIN FARE A/C SLP > 500KM.	P/KM	4.16	4.16	4.16	4.16	0.00	4.16	4.16	4.16
PLATEFORM TICKET	EACH	10.00	10.00	10.00	10.00	0.00	10.00	10.00	10.00
AUTO RICKSHAW FARES	KM/MIN	60.00	40.00	80.00	60.00	90.00	80.00	60.00	40.00
FULL TONGA CHARGES	KM/MIN	70.00	80.00	35.00	60.00	0.00	80.00	65.00	0.00
TAXI 4 SEATER FARE	KM/MIN	70.00	60.00	100.00	90.00	90.00	80.00	200.00	60.00
BUS FARE MIN (WITHIN CITY)	TICKET	10.00	10.00	0.00	10.00	0.00	0.00	0.00	0.00
BUS FARE MAX (WITHIN CIT	TICKET	15.00	15.00	0.00	10.00	0.00	0.00	0.00	0.00
BUS FARE OUTSIDE CITY	P/KM.	0.75	0.75	0.75	0.75	0.75	0.75	0.75	0.75
A/C BUS FARE OUTSIDE CITY	P/KM.	1.35	1.35	1.35	1.35	1.35	1.35	1.35	1.35
MINIBUS FARE MIN.WITH IN CITY	TICKET	10.00	10.00	0.00	0.00	0.00	0.00	0.00	0.00
MINIBUS FARE MAX.WITH IN CITY	TICKET	16.00	16.00	0.00	0.00	0.00	0.00	0.00	0.00
SUZUKI FARE MIN.WITH IN CITY	TICKET	10.00	10.00	0.00	10.00	0.00	10.00	10.00	0.00
SUZUKI FARE MAXIMUM W.IN CITY	TICKET	16.54	15.00	0.00	10.00	0.00	30.00	10.00	0.00
AIR FARE ECONOMY CLASS.	P/KM.	19.26	19.26	19.26	0.00	0.00	19.26	19.26	0.00
POSTAL ENVELOPE DOMESTIC	EACH	8.00	8.00	8.00	8.00	8.00	8.00	8.00	8.00
ENVELOPE FOR SAUDI ARABIA	EACH	50.00	50.00	50.00	50.00	50.00	50.00	50.00	45.00
POSTAL REGISTRATION CHARGES	EACH	38.00	28.00	28.00	28.00	28.00	28.00	38.00	28.00
U.M.S. REG CHARGES MIN.	EACH	59.00	59.00	59.00	59.00	59.00	59.00	59.00	59.00
T.C.S. CH. MIN.WITH IN ZONE	EACH	120.00	150.00	150.00	110.00	110.00	110.00	110.00	110.00
TELEPHONE CHARGES LOCAL CALL	P/CALL	3.94	3.94	3.94	3.94	3.94	3.94	3.94	3.94
TEL CHARGES OUT SIDE CITY	P/CALL	3.94	3.94	3.94	3.94	3.94	3.94	3.94	3.94
INTERNET CHARGES	P/HOUR	20.00	25.00	30.00	20.00	20.00	30.00	20.00	30.00
MOBILE CELL CHARGES	P/UNIT	3.00	3.00	3.06	3.00	3.00	3.00	3.50	3.06
FAX CHARGES (LOCAL)	P/PAGE	15.00	20.00	15.00	15.00	20.00	20.00	20.00	20.00
TELEPHONE SET AV. QLTY	EACH	819.23	500.00	500.00	600.00	650.00	562.50	900.00	550.00
MOBILE SET NOKIA/SONY/ERICSON/SAMSUNG WITHOUT CAMERA	EACH	2600.00	2200.00	3200.00	2250.00	2300.00	2700.00	3200.00	2400.00
T.V. 20" COLORED WEGA H-A21.	EACH	19500.00	17300.00	3500.00	18000.00	18000.00	17500.00	20500.00	14000.00
T.V 20" COLOR CHINA/KORIA)	EACH	14000.00	10750.00	4000.00	10000.00	10000.00	12000.00	9000.00	11000.00
V.C.P. PANASONIC/LG/NAT	EACH	4000.00	5000.00	5000.00	6000.00	6000.00	5600.00	4800.00	4500.00
DVD/VCD PLAYER PANASONIC/LG	EACH	4500.00	3500.00	2000.00	3500.00	3000.00	4500.00	3000.00	2200.00
RADIO WITH C.PLAYER NATIONAL	EACH	2009.62	3500.00	3500.00	1500.00	1500.00	2000.00	2900.00	2000.00
PERSONNEL COMPUTER (BRANDED)	EACH	43384.62	31200.00	58000.00	46000.00	46000.00	45000.00	45000.00	27000.00
VID. CASSETTE BLK. TDK/SONY	EACH	140.00	120.00	200.00	120.00	120.00	140.00	170.00	160.00
COM. C.D. (TDK/IMATION)	EACH	50.00	80.00	60.00	50.00	55.00	50.00	50.00	50.00
TAPE RECORDER CASSETTE BLANK	EACH	50.00	60.00	50.00	50.00	55.00	50.00	55.00	50.00
VIDEO GAME SEGA 16 BYTE	EACH	1400.00	1000.00	1100.00	1800.00	0.00	1500.00	1500.00	1150.00
CINEMA A/C. HIGH CLASS	TICKET	150.00	60.00	0.00	30.00	0.00	0.00	0.00	0.00
CINEMA NON-A/C HIGH CLASS	TICKET	120.00	40.00	50.00	20.00	0.00	0.00	60.00	35.00
CABLE CHARGES	PER MONT	400.00	300.00	250.00	300.00	200.00	300.00	375.00	300.00
TV.LICENCE FEE DOMESTIC	YEARLY	420.00	420.00	420.00	420.00	420.00	420.00	420.00	420.00
ENGLISH BOOK CLASS V1	EACH	56.65	56.65	56.65	56.65	56.65	56.65	56.65	56.65
ENGLISH BOOK CLASS IX OR X	EACH	43.15	43.15	43.15	43.15	43.15	43.15	43.15	43.15
ENG. BOOK IST.YR COMPLETE SET	EACH	118.15	118.15	118.15	118.15	118.15	118.15	118.15	118.15
ENGLISH BOOK BA/B.SC	EACH	150.00	150.00	150.00	150.00	150.00	150.00	150.00	150.00
URDU BOOK CLASS V (T.B.BORD)	EACH	64.80	64.80	64.80	64.80	64.80	64.80	64.80	64.80
URDU BOOK CLASS IX/X(T.B.B)	EACH	53.35	53.35	53.35	53.35	53.35	53.35	53.35	53.35
URDU BOOK IST.YEAR/INTER	EACH	46.10	46.10	46.10	46.10	46.10	46.10	46.10	46.10
URDU BOOK BA/B.SC	EACH	120.00	120.00	120.00	120.00	120.00	120.00	120.00	120.00
MATHS BOOK CALSS V (T.B.B)	EACH	117.25	117.25	117.25	117.25	117.25	117.25	117.25	117.25
MATHS BOOK CLASS IX OR X	EACH	191.85	191.85	191.85	191.85	191.85	191.85	191.85	191.85
MATHS BOOK IST.YEAR (T.B.B)	EACH	115.90	115.90	115.90	115.90	115.90	115.90	115.90	115.90
PAKISTAN STUDIES BOOK BA/B.SC	EACH	125.00	125.00	125.00	125.00	125.00	125.00	125.00	125.00
DAILY "DAWN"	P/COPY	19.00	19.00	19.00	19.00	19.00	19.00	19.00	19.00
DAILY "JANG"	P/COPY	12.00	12.00	12.00	12.00	12.00	12.00	12.00	12.00
DAILY "NAWA-E-WAQT"	P/COPY	12.00	12.00	12.00	12.00	12.00	12.00	12.00	12.00
WEEKLY "AKHBAR-E-JAHAN"	P/COPY	55.00	55.00	55.00	55.00	55.00	55.00	55.00	55.00

Contd.

7.11 Intercity Consumer Prices
April, 2016

Description	Unit	Karachi	Hyder-abad	Nawab-shah	Mirpur-khas	Mithi	Sukkar	Larkana	Dadu
WHEAT	10 KG.	185.00	300.00	347.50	300.00	306.25	312.50	300.00	330.00
WEEKLY "MAG"	P/COPY	45.00	45.00	45.00	45.00	45.00	45.00	45.00	45.00
MONTHLY "NAUNEHAL DIGEST"	P/COPY	35.00	35.00	35.00	35.00	35.00	35.00	35.00	35.00
PAPER FOOLSCAPE (27"x17")	QUIRE	46.54	30.00	27.00	30.00	25.00	45.00	50.00	35.00
EXERCISE.BOOK LINED 80/100 PGS	EACH	36.54	18.00	30.00	20.00	15.00	40.00	20.00	20.00
PENCILGOLDFISH/DEER	EACH	7.00	6.00	6.00	7.00	7.00	6.00	6.00	5.00
PEN INK DOLLOR 57 ML BOTTLE	EACH	25.00	20.00	20.00	25.00	25.00	25.00	25.00	20.00
PHOTOSTATE PAPER 70 GM	PRT	480.00	225.00	360.00	320.00	350.00	400.00	340.00	340.00
BALL PEN (local)	EACH	8.00	6.00	7.00	10.00	10.00	7.00	7.00	8.00
FOUNTAIN PEN HERO/WINGS/CHINA	EACH	40.00	25.00	50.00	20.00	25.00	40.00	42.50	30.00
PRIVATE SCHOOL FEE ENGLISH MEDIUM AVERAGE STANDARD (CLASS I)	PER MONTH	984.62	1081.25	1500.00	700.00	500.00	1300.00	900.00	1695.00
PRIVATE SCHOOL FEE ENGLISH MEDIUM AVERAGE STANDARD (CLASS V)	PER MONTH	1069.23	1068.75	2100.00	1000.00	500.00	1300.00	950.00	2185.00
PRIVATE SCHOOL FEE ENGLISH MEDIUM AVERAGE STANDARD (CLASS VI	PER MONTH	1650.00	1043.75	2700.00	1000.00	700.00	1400.00	1200.00	2185.00
PRIVATE SCHOOL FEE ENGLISH MEDIUM AVERAGE STANDARD (CLASS X)	PER MONTH	2107.69	1406.25	4000.00	1200.00	700.00	1400.00	1300.00	2415.00
PRIVATE MEDICLE COLLEGE FEE MBBS (IST YEAR)	PER MONTH	54166.66	50000.00	0.00	40000.00	0.00	0.00	0.00	0.00
PRIVATE ENGINEERING COLLEGE FEE (ISTR YEAR)	PER MONTH	9167.00	0.00	0.00	0.00	0.00	0.00	0.00	0.00
GOVT. COLLEGE FEE IST. YEAR	MONTH	45.00	35.00	40.00	35.00	35.00	35.00	35.00	35.00
GOVT. COLLEGE FEE 4TH. YEAR	MONTH	75.00	75.00	67.50	67.50	70.00	67.50	75.00	75.00
GOVT. UNIVERSITY FEE MSC.	MONTH	1300.00	385.00	1550.00	354.17	354.17	0.00	0.00	354.17
GOVT. MED. COLLEGE FEE MBBS	MONTH	2417.00	2200.00	2000.00	0.00	2000.00	2000.00	4200.00	2000.00
GOVT. ENGG. COLL. FEE I YEAR	MONTH	1480.00	1000.00	333.33	0.00	0.00	0.00	1500.00	0.00
COACHING FEE FOR CLASS IX/X	PER MONTH	1800.00	500.00	1800.00	700.00	800.00	1000.00	600.00	500.00
COACHING CHARGES FOR CLASS IST YEAR/INTER (SCIENCE)	PER MONTH	2000.00	1000.00	4000.00	1000.00	900.00	2000.00	700.00	500.00
COACHING CHARGES FOR CLASS IST YEAR/INTER (COMMERCE)	PER MONTH	1800.00	600.00	3000.00	700.00	1000.00	1080.00	600.00	500.00
I.T. TUITION FEES	PER MONTH	3000.00	2000.00	1500.00	0.00	0.00	1500.00	1500.00	600.00
MBA TUITION FEES	PER MONTH	8153.85	2500.00	0.00	0.00	0.00	6300.00	2500.00	0.00
BREAD TANDOORI ST. SIZE	EACH	9.31	10.00	10.00	7.00	7.00	10.00	7.00	6.00
COOKED MUTTON (AV. HOTEL)	PLATE	136.15	137.50	150.00	120.00	130.00	200.00	100.00	70.00
COOKED BEEF (AV. HOTEL)	PLATE	71.92	72.50	70.00	80.00	50.00	125.00	100.00	50.00
COOKED DAL (AV. HOTEL)	PLATE	53.08	46.25	60.00	50.00	50.00	50.00	75.00	50.00
CHICKEN BIRYANI FULL/DOUBLE	PLATE	153.08	100.00	100.00	100.00	100.00	165.00	200.00	120.00
TEA PREPARED (ORDINARY)	CUP	21.54	20.00	25.00	25.00	25.00	20.00	22.50	20.00
HAIRCUT CHARGES FOR MEN	P/CUT	79.23	70.00	100.00	50.00	50.00	70.00	100.00	50.00
BEAUTY PORL HAIR STYL CHARGE	P/STY.	457.69	225.00	250.00	150.00	100.00	175.00	350.00	250.00
SHAVING CHARGES	PER SHV	43.08	40.00	50.00	20.00	20.00	35.00	50.00	30.00
LIPSTICK S.MISS/MEDORA	EACH	120.00	120.00	120.00	110.00	110.00	100.00	120.00	90.00
NAIL POLISH S.MISS/MEDORA	EACH	110.00	70.00	95.00	90.00	90.00	85.00	80.00	50.00
PERFUME MED.SIZE MEDORA/BROACH	EACH	220.00	120.00	200.00	200.00	220.00	120.00	210.00	185.00
HAIR-OIL AMLA/CHAMBELI	BOTTLE	120.00	120.00	130.00	120.00	120.00	120.00	117.50	120.00
TOILET SOAP LUX 95 GRAMS	EACH	38.00	40.00	50.00	35.00	35.00	42.00	36.00	44.00
TOILET SOAP LIFEBOUY 140 GRM	EACH	35.00	36.00	45.00	36.00	36.00	37.00	36.00	37.00
TOILET SOAP SAFEGUARD BATH SIZE	EACH	46.00	45.00	46.00	48.00	48.00	46.00	48.00	46.00
TOOTHPASTE MACKLINES 70 GRM	EACH	50.00	50.00	50.00	50.00	50.00	50.00	50.00	50.00
TOOTHPAST MED SIZE CLGATE 70 GMS	EACH	60.67	65.00	60.67	60.67	60.00	60.67	60.67	65.00
TOOTHBRUSH SHEILD A/PLAUQUE	EACH	35.00	35.00	40.00	35.00	40.00	45.00	40.00	35.00
TOOTHPOWDER DENTONIC 90 GRM	EACH	28.00	32.00	25.00	22.00	25.00	28.00	25.00	25.00
HAIR-COLOUR BEGIN (6 GMS)	EACH	100.00	110.00	100.00	100.00	100.00	100.00	100.00	90.00
HAIR COLOUR (KALAKOLA)	BOTTLE	130.00	120.00	130.00	130.00	130.00	130.00	120.00	120.00
FACECREAM PONDS (MEDIUM)	EACH	120.00	120.00	110.00	120.00	120.00	120.00	120.00	120.00
TALC POWDER VICE ROAY,B.CAT	EACH	145.00	130.00	130.00	150.00	160.00	150.00	150.00	140.00
BLADE TREET ORDINARY 10'S	PKT.	40.00	35.00	40.00	35.00	30.00	45.00	45.00	40.00
BLADE 7-O-CLOCK STAIN. 5'S	PKT.	35.00	30.00	40.00	30.00	32.00	38.00	32.50	35.00
SHAMPOO SUNSILK/PAINTIN 100 ML	BOTTLE	110.00	110.00	110.00	110.00	110.00	100.00	110.00	110.00
BEAUTY CREAM (FAIR & LOVELY)	EACH	115.00	175.00	185.00	175.00	175.00	175.00	180.00	185.00
HAIR REMOVING CREAM (EU-CREAM)	TUBE	60.00	60.00	65.00	60.00	60.00	65.00	65.00	65.00
GEL MEDIUM SIZE	BOTTLE	60.00	55.00	65.00	55.00	75.00	70.00	60.00	120.00
DISPOSABLE RAZOR GILLET-II	EACH	40.00	45.00	45.00	35.00	35.00	45.00	40.00	40.00
SHAVING CREAM TOUCH-ME/ADM.	EACH	65.00	55.00	70.00	55.00	60.00	55.00	60.00	60.00
GOLD TEZABI 24 CT	10 GM.	42267.00	42171.00	42350.00	42180.00	42180.00	42300.00	41748.00	42695.00
SILVER TEZABI 24 CT	10 GM.	580.00	565.00	800.00	558.00	565.50	625.00	608.00	750.00
ARTIFICIAL JEWELLARY SET	SET	1267.31	400.00	1700.00	375.00	500.00	600.00	1150.00	250.00
WRIST WATCH GENTS CITIZEN (ORIGINAL) ***	EACH	2861.54	3100.00	3750.00	2500.00	2600.00	2600.00	3050.00	2500.00
WRIST WATCH LADIES CITIZEN (ORIGINAL) ***	EACH	2861.54	3050.00	3750.00	2500.00	2600.00	2500.00	2550.00	2500.00
WALL CLOCK QUARTZ AV.QLTY	EACH	500.96	312.50	500.00	350.00	300.00	475.00	475.00	200.00
SUITCASE REXIN (24"x16"x6")	EACH	1688.46	800.00	1600.00	850.00	900.00	1750.00	975.00	900.00
TRUNK MEDIUM SIZE ***	EACH	1900.00	1075.00	3000.00	1100.00	1000.00	3125.00	1200.00	1200.00
PURSE LADIES (LEATHER) AVERAGE QUALITY	EACH	1738.46	475.00	1525.00	550.00	500.00	600.00	1050.00	400.00

7.11 Intercity Consumer Prices
April, 2016

Description	Unit	Peshawar	Mardan	Abbott-abad	Bannu	D.I. Khan	Mingora
WHEAT	10 KG.	343.33	330.00	400.00	340.00	342.50	305.00
WHEAT FLOUR FINE/SUPERIOR.	KG.	46.00	44.00	50.00	41.00	38.75	43.00
WHEAT FLOUR AVG. QLTY	KG.	39.42	40.00	44.00	40.50	36.75	39.00
WHEAT FLOUR BAG	10 KG.	388.33	380.00	440.00	390.00	385.00	375.00
MAIDA	KG.	52.50	50.00	52.50	55.00	47.75	50.00
SUJI	KG.	56.83	50.00	55.00	50.00	48.00	50.00
BESAN AV. QLTY.	KG.	127.50	122.50	125.00	130.00	115.00	82.50
RICE BASMATI SUP. QLTY.	KG.	121.67	105.00	115.00	95.00	88.25	115.00
RICE BASMATI 385/386	KG.	102.50	95.00	85.00	92.50	85.00	60.00
RICE BASMATI BROKEN AV.QLTY	KG.	65.83	60.00	80.00	49.00	56.50	50.00
RICE IRRI-6 (SINDH/PUNJAB)	KG.	41.17	41.00	40.00	52.50	42.00	40.00
VERMICELLI	KG.	78.75	70.00	90.00	70.00	72.50	80.00
BREAD PLAIN MEDIUM SIZE	EACH	35.00	35.00	35.00	35.00	30.00	40.00
RUSK (PAPAY)	KG.	181.67	200.00	150.00	140.00	145.00	300.00
BISCUITS-PACKED	PKT	33.33	35.00	35.00	40.00	35.00	33.75
BISCUIT-BAKERY (LOOSE)	250 GM	69.58	70.00	60.00	57.50	55.00	65.00
CORNFLAKS FAUJI 225 GM.	PKT	207.00	207.00	190.00	120.00	159.00	170.00
SAMOSA (VEGATABLE)	EACH	7.33	8.00	10.00	17.50	10.00	10.00
PASTRY AV.QLTY.	EACH	23.33	25.00	17.50	20.00	25.00	20.00
PATTIES (VEGATABLES)	EACH	23.33	30.00	20.00	30.00	20.00	15.00
NIMCO	250 GM	52.50	65.00	45.00	50.00	55.00	50.00
CHIPS	250 GM	61.67	60.00	80.00	85.00	55.00	60.00
BEEF WITH BONE AV.QLTY.	KG	307.50	285.00	260.00	290.00	270.00	280.00
MUTTON AV.QLTY.	KG	650.00	550.00	525.00	510.00	575.00	525.00
CHICKEN FARM BROILER (LIVE)	KG	180.00	180.00	185.00	175.00	115.00	195.00
FISH-RAHU MEDIUM SIZE	KG	231.67	240.00	320.00	360.00	280.00	250.00
MILK FRESH (UNBOILED)	LTR.	82.50	80.00	85.00	77.50	70.00	100.00
CURD	KG.	91.67	100.00	87.50	86.25	80.00	100.00
MILK TETRA PACK 1/2 LTR.	PKT.	60.00	60.00	59.00	58.00	58.00	55.00
LACTOGEN 400 GRAMS	PKT.	425.00	435.00	435.00	430.00	427.50	425.00
POWDER MILK NIDO 400GM.	PKT	380.00	380.00	380.00	370.00	380.00	350.00
MILK POWDER LOOSE/PACKED	KG.	500.00	400.00	520.00	550.00	430.00	500.00
BUTTER LOCAL PACKED	50 GM.	25.00	40.00	25.00	42.50	32.50	25.00
EGGS FARM	DOZ	78.33	100.00	74.00	82.50	101.25	80.00
MUSTARD OIL AV.QLTY.	KG.	220.00	240.00	240.00	180.00	190.00	210.00
COOKING OIL (DALDA)	2.5LTR	445.00	455.00	445.00	475.00	436.25	445.00
COOKING OIL (PAKWAN) OTHER BRAND SPECIFY	2.5 LTR	396.67	370.00	330.00	420.00	440.00	300.00
VEGETABLE GHEE TIN	2.5KG.	446.67	450.00	440.00	470.00	460.00	470.00
VEGETABLE GHEE (LOOSE)	KG.	153.33	155.00	130.00	157.50	143.75	147.00
DATES AV.QLTY.	KG.	170.00	170.00	170.00	212.50	157.50	190.00
PISTACHIO AV.QLTY.	50 GM.	75.00	80.00	100.00	85.00	60.00	110.00
ALMONDS WHOLE AV.QLTY.	KG.	716.67	650.00	450.00	650.00	417.50	550.00
COCONUT DRY AV.QLTY.	KG.	266.67	250.00	255.00	300.00	300.00	240.00
RAISINS AV.QLTY.	50 GM.	19.50	20.00	20.00	13.50	14.75	25.00
GROUNDNUTS (WITH SHELL)	KG.	168.33	155.00	180.00	140.00	138.75	150.00
MALTA/MOSAMBI	DOZ	120.00	155.00	150.00	95.00	145.00	140.00
KINNU	DOZ	115.00	100.00	50.00	100.00	141.25	150.00
APPLE	KG	120.00	130.00	100.00	135.00	117.50	110.00
ALOO BUKHARA	KG	0.00	0.00	0.00	0.00	0.00	0.00
POMEGRANATE (ANNAR)	KG	0.00	0.00	0.00	0.00	0.00	0.00
GRAPES	KG	0.00	0.00	0.00	0.00	0.00	0.00
BANANAS	DOZ	71.67	75.00	65.00	68.75	70.00	80.00
MANGO KALMI	KG	0.00	0.00	0.00	0.00	0.00	0.00
GUAVA	KG	123.33	120.00	90.00	70.00	90.00	80.00
WATERMELON (TURBOOZ)	KG	52.50	40.00	50.00	50.00	35.00	0.00
MUSKMELON (KHARBOOZA)	KG	60.00	50.00	55.00	50.00	42.50	0.00
SWEETMELON (GARMA)	KG	0.00	0.00	0.00	0.00	0.00	0.00
PULSE MASOOR (WHOLE)	KG.	137.50	140.00	130.00	140.00	110.00	110.00
PULSE MASOOR (WASHED)	KG.	137.50	140.00	130.00	137.50	130.00	120.00
PULSE MOONG (WASHED)	KG.	142.33	150.00	147.50	135.00	151.25	140.00
PULSE MASH (WASHED)	KG.	260.00	255.00	256.25	265.00	240.00	250.00

Contd.

7.11 Intercity Consumer Prices
April, 2016

Description	Unit	Peshawar	Mardan	Abbott-abad	Bannu	D.I. Khan	Mingora
PULSE GRAM	KG.	125.83	130.00	122.50	120.00	117.50	120.00
GRAM WHOLE BLACK AV QLTY.	KG.	114.17	120.00	122.50	87.50	60.00	110.00
GRAM WHOLE YELLOW AV.QLTY	KG.	130.00	140.00	127.50	111.25	111.25	125.00
BEANS (LAL LOBIA)	KG.	116.67	110.00	125.00	112.50	122.50	125.00
POTATOES	KG	21.67	20.00	18.00	17.50	15.25	20.00
ONION	KG	45.00	40.00	40.00	42.50	37.50	50.00
TURNIP	KG	0.00	0.00	0.00	0.00	0.00	0.00
RADISH	KG	0.00	0.00	0.00	0.00	0.00	0.00
TOMATOES	KG	51.67	50.00	40.00	40.00	47.50	60.00
CABBAGE	KG	38.33	30.00	20.00	40.00	30.00	30.00
CAULIFLOWER	KG	38.33	30.00	30.00	40.00	30.00	40.00
BRINJAL	KG	0.00	0.00	0.00	0.00	0.00	0.00
PUMPKIN	KG	0.00	0.00	0.00	0.00	0.00	0.00
BOTTLEGOURD	KG	55.00	45.00	37.50	42.50	0.00	50.00
LADY FINGER	KG	0.00	0.00	0.00	0.00	0.00	0.00
PEAS	KG	73.33	65.00	75.00	80.00	50.00	80.00
SPINACH	KG	0.00	0.00	0.00	0.00	0.00	0.00
TINDA	KG	26.67	20.00	45.00	40.00	20.00	30.00
TURAI	KG	0.00	0.00	0.00	0.00	0.00	0.00
KARAILA	KG	0.00	0.00	0.00	0.00	0.00	0.00
ARVI	KG	0.00	0.00	0.00	0.00	0.00	0.00
CHILLIES GREEN	KG	78.33	70.00	120.00	130.00	95.00	100.00
CARROT	KG	46.67	40.00	20.00	25.00	32.50	40.00
COCUMBER (KHEERA)	KG	29.17	20.00	20.00	20.00	25.00	30.00
LEMON	250GM	25.42	20.00	32.50	42.50	21.25	35.00
SUGAR REFINED	KG.	64.33	64.00	64.00	65.00	60.50	68.00
GUR AV.QLTY	KG.	91.33	81.25	95.00	92.50	63.00	87.50
HONEY LANGANESE 500 GM.	BOTTLE	860.00	840.00	900.00	350.00	860.00	500.00
MILO 200 GM.	BOTTLE	200.00	220.00	200.00	200.00	220.00	200.00
CUSTARD POWDER RAFHAN 300 GM.	PKT	76.67	80.00	75.00	85.00	75.00	80.00
TOFFEE (HILAL)	EACH	2.83	2.00	1.00	1.00	1.00	1.00
CHOWKELATE CANDY (SMALL SIZE)	EACH	5.00	5.00	5.00	5.00	5.00	5.00
SWEETMEAT (MIXED)	KG	276.67	260.00	250.00	185.00	247.50	250.00
ICE CREAM WALLS	CUP.	40.00	40.00	40.00	40.00	40.00	40.00
ICE	KG	11.67	10.00	10.00	12.00	10.00	15.00
JAM AHMED/MITCHELLES	BOTTLE	128.33	140.00	140.00	110.00	140.00	127.50
SQUASH-MITCHELLES	BOTTLE	153.33	160.00	160.00	145.00	157.50	160.00
ROOH AFZA	BOTTLE	160.00	160.00	150.00	150.00	150.00	150.00
JAM-E-SHIREEN	BOTTLE	160.00	160.00	165.00	150.00	163.75	150.00
SAUNF	50 GM	20.00	17.50	17.50	15.00	10.00	10.00
CINAMON LOOSE AV. QLTY	50 GM.	22.50	20.00	30.00	30.00	20.00	20.00
CUMINSEED WHITE NATIONAL	50 GM.	52.67	54.00	48.00	50.00	52.00	50.00
PEPPER BLACK NATIONAL	50 GM.	98.67	96.00	100.00	96.00	96.00	96.00
CLOVES LOOSE AV.QLTY	50 GM.	110.00	100.00	80.00	110.00	60.00	85.00
CARDAMOM LARGE LOOSE AV.QLTY	50 GM.	198.33	180.00	140.00	90.00	95.00	85.00
CARDAMOM SMALL AV.QLTY	50 GM.	124.17	110.00	150.00	120.00	77.50	87.50
SALT-POWDERED (LAHORI) LOOSE	KG.	10.00	10.00	10.00	10.00	5.00	15.00
SALT POWDERED (NATIONAL/SHAN)	PKT	25.00	25.00	25.00	20.00	25.00	20.00
CHILLIES POWD.NATIONAL 200GM	PKT	105.00	105.00	105.00	105.00	105.00	105.00
CHILLIES POWDER LOOS	KG.	250.00	250.00	320.00	275.00	232.50	220.00
CORRIANDER SEED POWD.NATIONAL	PKT	104.00	104.00	105.00	104.00	88.00	104.00
CORRIANDER SEED (LOOSE)	KG.	246.67	245.00	320.00	280.00	200.00	230.00
TURMERIC POWD.NATIONAL 50GM	PKT.	35.00	35.00	35.00	35.00	35.00	39.00
CURRY POWD. NATIONAL 200 GM	PKT.	87.00	87.00	87.00	87.00	86.00	87.00
TOMATO KETCHUP AHMED/MITCHL	BOTTLE	106.67	120.00	80.00	70.00	97.50	105.00
PICKLES AHMED/MITCHELLES	BOTTLE	120.00	110.00	100.00	100.00	110.00	100.00
VINEGAR SYNTHETIC (SIRKA)	BOTTLE	80.00	70.00	70.00	40.00	60.00	85.00
GARLIC	KG	220.00	190.00	190.00	280.00	145.00	260.00
GINGER	KG	158.33	130.00	160.00	260.00	210.00	140.00
TAPAL DANEDAR TEA 200GM PACKET	PKT	157.89	166.32	150.00	158.00	175.00	136.84
TEA LIPTON YELLOW LABEL 200GM.	PKT.	157.89	157.89	150.00	157.89	157.00	180.00

Contd.

7.11 Intercity Consumer Prices
April, 2016

Description	Unit	Peshawar	Mardan	Abbott-abad	Bannu	D.I. Khan	Mingora
TEA LOOSE KENYA AV.QLTY 250GM.	PKT.	158.33	155.00	180.00	160.00	138.75	150.00
COFFEE-NESCAFE 75 GM. **	BOTTLE	300.00	355.00	350.00	290.00	350.00	330.00
COLD DRINK (STANDARD SIZ)	BOTTLE	26.67	30.00	25.00	25.00	25.00	25.00
FRUIT JUICE TETRA PACK	PKT.	15.00	15.00	25.00	17.50	20.00	30.00
MINERAL WATER NESTLE 1.5 LTR	BOTTLE	46.67	50.00	50.00	50.00	50.00	50.00
CIGARETTES K-2 10'S **	PKT	60.00	60.00	45.00	57.50	50.00	60.00
CIGARETTES CAPSTAN 10'S **	PKT	65.00	70.00	65.00	70.00	65.00	65.00
CIGARETTES GOLD LEAF 20'S	PKT	128.33	130.00	120.00	130.00	120.00	120.00
CIGARETTES MORVEN GOLD 20'S	PKT	70.00	70.00	65.00	75.00	60.00	70.00
BETEL LEAVES	50GM.	80.00	80.00	80.00	80.00	50.00	60.00
BETEL NUTS	KG.	491.67	500.00	400.00	300.00	280.00	400.00
LONG CLOTH 57" GUL AHMED/AL-KARAM	METER	300.00	300.00	250.00	172.50	227.50	320.00
SHIRTING AV.QLTY.	METER	283.33	325.00	225.00	150.00	150.00	175.00
PANT CLOTH W & WEAR AV.QLTY	METER	375.00	362.50	400.00	690.00	265.00	650.00
LAWN PRINTED GUL AHMED/AL-KARAM	METER	360.00	380.00	460.00	192.50	260.00	185.00
GEORGETTE AV.QLTY	METER	110.00	110.00	130.00	100.00	90.00	115.00
LINEN AV.QLTY ***	METER	155.00	175.00	150.00	148.75	80.00	145.00
HEAVY WT SUITING LAWERNCPUR AVG QLTY	METER	2503.33	2250.00	1250.00	900.00	750.00	1550.00
HEAVY WT SUITING LAWERNCPUR SUP QLTY	METER	2726.67	2500.00	2500.00	1050.00	1200.00	1850.00
TROPICAL SUITING LAW.PUR	METER	1553.33	1600.00	1250.00	700.00	750.00	1300.00
PANT BOY 24"/26" LENGTH.	EACH	500.00	550.00	625.00	755.00	450.00	375.00
SHIRT BOY 24"/26" LENGTH	EACH	360.00	335.00	625.00	350.00	250.00	325.00
SCHOOL UNI. PANT,SHIRT BOYS	SUIT	771.67	750.00	620.00	737.50	481.25	705.00
SCHOOL UNI. KAMEEZ,SHAL.BOYS	SUIT	730.00	575.00	800.00	695.00	450.00	475.00
SCHOOL UNI. KAMEEZ,SHAL.GIRL	SUIT	763.33	775.00	700.00	700.00	500.00	650.00
FROCK W/WEAR GIRLS	EACH	1075.00	1150.00	1050.00	925.00	660.00	550.00
AWAMI-SUIT W & W(BOY) 24"/26	SUIT	1013.33	950.00	1200.00	810.00	600.00	615.00
AWAMI-SUIT W&W (GENTS)AV.QLTY	SUIT	1683.33	1550.00	1900.00	1825.00	925.00	1300.00
PULLOVER GENTS OXFORD/BON.	EACH	3190.00	3187.50	3195.00	3400.00	2400.00	2750.00
PULLOVER LADIES OXFORD/BON.	EACH	3190.00	2800.00	3195.00	3250.00	2400.00	2750.00
PULLOVER (GENTS) OTHERS A.QTY	EACH	1066.67	1100.00	1955.00	1475.00	825.00	1925.00
SECOND-HAND COAT FOR MEN	EACH	625.00	650.00	375.00	400.00	225.00	650.00
SECONDHAND SWEETER FOR MEN DUP QLTY	EACH	758.33	1100.00	425.00	300.00	250.00	550.00
SECONDHAND WINTER JACKET	EACH	808.33	1100.00	525.00	275.00	225.00	875.00
UNDERWEAR AV.QLTY MEDIUM SIZE	EACH	115.00	90.00	220.00	93.75	70.00	130.00
VEST FOR MEN AV.QLTY.	EACH	135.00	110.00	150.00	87.50	70.00	110.00
VEST/SHAMEEZ (WOMEN) AVG. QLTY	EACH	165.00	130.00	200.00	137.50	110.00	95.00
SOCKS NYLON (PAKISTANI)	PAIR	94.17	110.00	100.00	65.00	50.00	55.00
BRASSIER AV.QLTY.	EACH	130.00	120.00	80.00	155.00	85.00	110.00
BRASSIER SUP QLTY	EACH	266.67	190.00	250.00	245.00	110.00	165.00
DOPATTA GEORGETTE AV.QLTY.	EACH	275.00	265.00	387.50	260.00	250.00	350.00
DOPATTA COTTON AV GLTY	EACH	208.33	235.00	275.00	275.00	230.00	255.00
CHADDAR (W/WEAR) (2x2.5 MTR)	EACH	1050.00	950.00	600.00	472.50	337.50	800.00
LUNGI/DHOTI(COTTON) AVG. QLTY	EACH	291.67	300.00	350.00	425.00	230.00	210.00
HANDKERCHIEF AVG. QLTY PAK	EACH	27.50	30.00	40.00	20.00	40.00	27.50
HANDKERCHIEF SUP. QLTY PAK	EACH	53.33	40.00	50.00	40.00	50.00	50.00
GLOVES AV QLTY	PAIR	106.67	110.00	100.00	55.00	60.00	55.00
AZARBAND COTTON AVG. QLTY	EACH	30.00	30.00	12.50	17.50	11.00	10.00
SEWING THREAD/REEL(ASLI PARI)	EACH	8.50	8.50	7.00	5.00	5.00	5.00
WASHING CHARGES PAINT & SHIRT	SUIT	220.00	110.00	60.00	70.00	80.00	100.00
DRY CLEANING SUIT COAT PANT	SUIT	450.00	340.00	400.00	250.00	180.00	450.00
WASHING CH. (KAMIZ-SHALWAR)	PAIR	80.83	80.00	50.00	70.00	35.00	60.00
TAILORING SHIRT	EACH	500.00	525.00	400.00	300.00	265.00	500.00
TAILORING CHARGES PANT (MEN)	EACH	1383.33	800.00	775.00	1000.00	550.00	950.00
TAILORING COAT-PANT SUIT	SUIT	5733.33	4800.00	4200.00	2900.00	2500.00	4400.00
TAILORING AWAMI-SUIT (MALE)	SUIT	650.00	625.00	575.00	550.00	525.00	550.00
TAILORING SUIT FEMALE	SUIT	558.33	550.00	425.00	475.00	375.00	650.00
GENTS SHOES PAUL BATA	PAIR	1199.00	1199.00	1199.00	1199.00	1199.00	1199.00
GENTS SANDAL BATA	PAIR	699.00	699.00	699.00	699.00	699.00	699.00
GENTS SPOUNG CHAPPAL BATA	PAIR	179.00	179.00	179.00	179.00	179.00	179.00
LADIES SANDAL BATA	PAIR	499.00	499.00	499.00	499.00	499.00	499.00

Contd.

7.11 Intercity Consumer Prices
April, 2016

Description	Unit	Peshawar	Mardan	Abbott-abad	Bannu	D.I. Khan	Mingora
LADIES SPOUNG CHAPPAL BATA	PAIR	179.00	179.00	179.00	179.00	179.00	179.00
CHILD SHOE POWER LITE BATA	PAIR	599.00	599.00	599.00	599.00	599.00	599.00
GENTS SHOE, ART 1109 SERVICE	PAIR	999.00	999.00	999.00	999.00	999.00	999.00
NYLON JOGGER 27 SIZE 2-5 ***	PAIR	1299.00	1299.00	1299.00	1299.00	1299.00	1299.00
CHINA FOOT WEAR AV. QLTY (MALE) *	PAIR	950.00	950.00	1200.00	925.00	750.00	1350.00
CHINA FOOT WEAR AV. QLTY (FEMALE) *	PAIR	850.00	875.00	900.00	800.00	475.00	512.50
CHINA FOOT WEAR AV. QLTY (CHILDREN) *	PAIR	575.00	525.00	500.00	475.00	325.00	475.00
SHOE REPAIR HALF SOLE	PAIR	136.67	110.00	100.00	87.50	95.00	210.00
SHOES POLISH CHARGES AVERAGE SHOP	PAIR	20.00	20.00	20.00	20.00	16.25	20.00
HOUSE RENT (combined)	MONTH	7756.00	3534.00	8576.00	3991.00	5159.00	3679.00
rent 2	pm	7756.00	3534.00	8576.00	3991.00	5159.00	3679.00
RENT3	PM	7756.00	3534.00	8576.00	3991.00	5159.00	3679.00
RENT4	PM	7756.00	3534.00	8576.00	3991.00	5159.00	3679.00
RENT5	PM	7756.00	3534.00	8576.00	3991.00	5159.00	3679.00
RENT6	PM	7756.00	3534.00	8576.00	3991.00	5159.00	3679.00
SYNTHETIC ENEMAL ROBIALAC BALTI 3.64 LTR.	EACH	1833.33	1850.00	1950.00	1925.00	2000.00	2250.00
SYNTHETIC ENEMAL ICI BALTI 3.64 LTR.	EACH	1873.33	1900.00	1950.00	1925.00	1989.00	2160.00
CEMENT (LOCAL) SPECIFY BRAND NAME	BAG	487.50	482.50	505.00	500.00	490.00	495.00
BRICKS (NEW) IST CLASS	P/1000	5866.67	8000.00	9250.00	6800.00	5875.00	11300.00
CEMENT BLOCKS (6"x8"x12")	P/100	2900.00	2900.00	2350.00	2200.00	2650.00	3475.00
BAJREE	100CFT	3300.00	3000.00	3350.00	1800.00	2875.00	2750.00
SAND (BLACK PIT SAND)	K100CFT	2066.67	1700.00	2450.00	1475.00	1450.00	3100.00
TIMBER SHESHAM LOG IST QUALITY	cubmt.	57286.67	60027.00	0.00	35000.00	32700.00	0.00
IRON BAR (M.S. BAR) 1/2"	P/TON	65500.00	65500.00	66250.00	67000.00	64250.00	65000.00
CARPANTER WAGE RATE	P/DAY	783.33	800.00	800.00	950.00	950.00	1000.00
MASON (RAJ) WAGE RATE	P/DAY	900.00	900.00	800.00	1200.00	950.00	1000.00
UNSKILLED LABOUR WAGE RATE	P/DAY	500.00	500.00	600.00	550.00	500.00	500.00
PLUMBER WAGE RSTE	P/DAY	1200.00	1250.00	0.00	850.00	900.00	1000.00
ELECTICIAN WAGE RATE PER DAY **	P/DAY	933.33	950.00	0.00	700.00	900.00	1000.00
ELECTICIAN WAGE RATE PER POINT **	P/PNT	100.00	100.00	250.00	92.50	70.00	155.00
WATER CHARGES PER HOUSE	P/MONTH	150.00	120.00	175.00	200.00	100.00	130.00
ELECT.CHARGES UPTO 50 UNITS	P/UNIT	2.00	2.00	2.00	2.00	2.00	2.00
ELECT.CHARGES 01 - 100 UNIT	P/UNIT	6.18	6.18	6.18	6.18	6.18	6.18
ELECT.CHARGES 101 - 300 UNIT	P/UNIT	9.54	9.54	9.54	9.54	9.54	9.54
ELECT.CHARGES 301 - 1000 UNIT	P/UNIT	16.39	16.39	16.39	16.39	16.39	16.39
ELECT.CHARGES ABOVE 1000 UNIT	P/UNIT	18.39	18.39	18.39	18.39	18.39	18.39
ELEC	PM	10.50	10.50	10.50	10.50	10.50	10.50
GAS CHRG upto 3.3719 MMBUT	MMBTU	128.70	128.70	128.70	128.70	0.00	128.70
GAS CHRG 3.3719 - 6.7438 MMBUT	MMBTU	257.40	257.40	257.40	257.40	0.00	257.40
GAS CHRG 6.7438 - 10.1157 MMBUT	MMBTU	257.40	257.40	257.40	257.40	0.00	257.40
GAS CHRG10.1157 - 13.4876 MMBUT	MMBTU	702.00	702.00	702.00	702.00	0.00	702.00
GAS	PM	702.00	702.00	702.00	702.00	0.00	702.00
GAS	PM	409.50	409.50	409.50	409.50	0.00	409.50
KEROSENE OIL	LTR	77.50	95.00	80.00	82.00	77.00	95.00
FIREWOOD WHOLE	40 KG.	695.83	525.00	400.00	490.00	350.00	550.00
CHAIR SHESHAM WOOD WITH ARMS **	EACH	1833.33	2000.00	1600.00	1100.00	2550.00	1450.00
CHAIR PLASTIC (CHAIRMAN) AVERAGE QUALITY	EACH	1183.33	1200.00	990.00	667.50	800.00	900.00
TABLE SHESHAM WOOD (4X2X5") ***	EACH	6416.67	6000.00	6800.00	6700.00	4500.00	5000.00
SOFASET WOODEN WITH FOAM SEAT **	SET	22333.33	19000.00	17000.00	14750.00	18000.00	21000.00
COT IRON (WITH NIWAR)AV.QLTY.	EACH	2100.00	2100.00	2400.00	1850.00	2300.00	2000.00
ALMIRAH (STEEL) 6'X3' 20 GUAGE	EACH	9166.67	9000.00	14750.00	9250.00	9300.00	9000.00
DINNING TABLE 6 CHAIRS A.QLTY	SET	27166.67	27500.00	35000.00	11750.00	17000.00	22500.00
SINGLE BED WITHOUT FOAM MED.	EACH	6916.67	6125.00	7000.00	3550.00	5700.00	4750.00
MATRESS SINGLE(4"THICK)	EACH	4708.33	4750.00	5000.00	4550.00	3350.00	5560.00
FARSHI DARI 12'X9' AV.QLTY	EACH	1316.67	1150.00	1300.00	1450.00	1100.00	1550.00
DARI COTTON (6'x2 1/2') AV.QL	EACH	300.00	400.00	300.00	465.00	400.00	1175.00
CARPET PLAIN AV. QLTY	SQFT.	40.00	42.50	55.00	44.50	35.00	42.50
QUILT (LIHAF) 3 KG. COTTON	EACH	1033.33	1050.00	850.00	900.00	600.00	650.00
BLANKET (90" x 54")	EACH	3033.33	2350.00	3500.00	3000.00	2900.00	5250.00
BEDSHEET SINGLE BED SUP.QLTY	EACH	866.67	800.00	900.00	520.00	500.00	700.00
BED SHEET DOUBLE WITH TWO PILLOW COVERS SUP QLTY	SET	1650.00	1500.00	2200.00	1375.00	1075.00	1500.00

Contd.

7.11 Intercity Consumer Prices
April, 2016

Description	Unit	Peshawar	Mardan	Abbott-abad	Bannu	D.I. Khan	Mingora
TOWEL(3'x2') AV. QALTY	EACH	333.33	225.00	475.00	300.00	275.00	250.00
CELING FAN 48" SUPER QLTY **	EACH	3133.33	2900.00	3000.00	3550.00	3250.00	2950.00
PEDESTAL FAN 22" SUPER QLTY	EACH	4700.00	4200.00	4500.00	4762.50	4730.00	3550.00
REFG. DAWLENCE 10 CFT. D.DOOR	EACH	30083.33	27875.00	30000.00	36000.00	33500.00	28750.00
D-FREEZER WAVES 8 CFT.	EACH	30250.00	30000.00	30000.00	43000.00	29000.00	30500.00
AIRCONDITIONER 1.5 TON PEL	EACH	40000.00	41000.00	40000.00	46250.00	44000.00	44000.00
SPLIT AIR CONDITIONER 1.5 TON (SPECIFY BRAND NAME)	EACH	43000.00	44000.00	43000.00	45000.00	43000.00	48000.00
AIRCOOLER SUPER ASIA	EACH	15166.67	15000.00	13750.00	11250.00	14900.00	9750.00
WASHING MACHINE SINGER	EACH	15833.33	15850.00	15600.00	14700.00	14700.00	14700.00
SEWING MACHINE(SINGER)	EACH	6430.00	7595.00	6900.00	5910.00	5000.00	6095.00
GIZER LARGE SIZE 30 GALLON CAPACITY SUP QLTY	EACH	22900.00	22900.00	16500.00	15200.00	18500.00	16500.00
GAS BURNER DOUBLE SPFY.BRAND	EACH	3300.00	2975.00	3500.00	2695.00	2100.00	1412.50
ELECT. IRON PHILIPS MDL.1120	EACH	3433.33	3200.00	3100.00	1500.00	1375.00	1500.00
ELECTRIC JUICER FOR APPLE	EACH	4583.33	4500.00	4000.00	4800.00	3625.00	1700.00
S.STEEL DEGHCHI MEDIUM SIZE ***	EACH	788.33	725.00	650.00	575.00	500.00	600.00
ALUMINIUM COOKING PAN (DEGCHI) MED SIZE	EACH	691.67	625.00	550.00	585.00	425.00	750.00
NON STICK COOKING PAN (DEGCHI) SUP. QLTY	EACH	1141.67	900.00	600.00	565.00	525.00	750.00
FRYING PAN STEEL AVG. QLTY MED. SIZE	EACH	450.00	350.00	350.00	470.00	352.50	275.00
TAWA IORN (MEDIUM SIZE) AVG. QLTY	EACH	383.33	375.00	500.00	595.00	355.00	325.00
S.STEEL PLATE A.QLTY.(M.SIZE)	EACH	72.50	65.00	77.50	65.00	55.00	72.50
TABLE SPOON S.STEEL SUP.QLTY.	DOZEN	483.33	425.00	475.00	485.00	265.00	550.00
WATER SET JUG+6 GLASSES (OMROC)	SET	533.33	475.00	475.00	487.50	512.50	450.00
TEA SET PAK. CHINAWARE 21 PCS.	SET	2566.67	2100.00	2100.00	1500.00	1550.00	2650.00
DINNER SET PLASTIC 72 PIECES SUPERIOR QLTY	SET	8583.33	8000.00	6000.00	4275.00	3250.00	3750.00
HOTPOT SET PLASTIC 3 PCS.	SET	1233.33	1150.00	2000.00	1575.00	1025.00	1725.00
BUCKET(BALTI) PLASTIC MED.SIZ	EACH	358.33	400.00	375.00	465.00	290.00	350.00
LOTA PLASTIC (MED SIZE) AVERAGE QUALITY	EACH	55.00	47.50	55.00	40.00	38.75	65.00
PRESURE COOKER 4 LTR.	EACH	1350.00	1100.00	975.00	1450.00	1375.00	1450.00
WATER COOLER 9/10 LTR.PLASTIC ***	EACH	500.00	525.00	725.00	450.00	600.00	475.00
THERMOS STARVAC 1 LTR	EACH	483.33	475.00	575.00	490.00	500.00	675.00
BULB PHILIPS 100-WATTS	EACH	40.00	40.00	30.00	30.00	30.00	37.50
TUBE LIGHT PHILIPS 40 WATTS	EACH	100.00	100.00	110.00	95.00	125.00	130.00
ELECTRIC BLUBS "0" WATTE LOCAL	EACH	21.67	25.00	25.00	20.00	22.50	20.00
ELECTRIC BLUB ENERGY SAVER 14 WATTS	EACH	170.00	170.00	162.50	160.00	170.00	175.00
WASHING SOAP 250 GMS SPECIFY BRAND NAME	EACH	40.00	40.00	40.00	37.00	37.50	27.50
SURF EXCEL 400 GMS POLY BAG	EACH	125.00	125.00	125.00	125.00	125.00	115.00
WASHING POWDER 1000 GRM	EACH	185.00	185.00	185.00	175.00	185.00	185.00
WASHING POWDER (WHEEL/ BONUS) 100 GRAMS	EACH	93.33	90.00	90.00	100.00	97.50	90.00
CLEANSER POWDER VIM 1000 GM	PKT.	75.00	70.00	75.00	75.00	72.50	66.67
FINIS 500 ML	BOTTLE	170.00	170.00	180.00	140.00	110.00	110.00
PHNYLE TYPHONE/FINIS/CARRANITE 3 LITRES	BOTTLE	150.00	150.00	165.00	137.50	125.00	130.00
HARPIC	BOTTLE	148.33	145.00	145.00	140.00	142.50	125.00
BOOT POLISH CHERRY/KIWI 50ML	EACH	100.00	100.00	100.00	100.00	90.00	100.00
ROBIN BLUE (35 GRAMS)	PKT.	50.00	50.00	30.00	40.00	28.00	30.00
TISSU PAPER PERFUMED 100 PCS.	PKT	108.33	110.00	110.00	90.00	102.50	90.00
TOILET PAPER ROLL (R.PETEL)	P/ROLL	40.00	38.00	40.00	35.00	35.00	27.50
BOOT POLISH LIQUID CHEERY BLOSSOM KIWI 75 ML	BOTTLE	135.00	135.00	150.00	120.00	135.00	117.00
MATCH BOX SMALL	EACH	2.00	2.00	2.00	2.50	1.00	1.00
DRY CELL 1.5 VOLT(LOCAL)	EACH	33.33	27.50	20.00	25.00	20.00	20.00
HAND STITCHING NEEDLE M.SIZE	PACKET	5.83	6.00	10.00	6.00	6.00	5.00
SEWING MACHINE NEEDLE (SINGER)	EACH	5.83	6.00	7.50	5.00	5.00	5.00
HOUSEHOLD SERVANT FEMALE P/T	P/MNTH	1516.67	1200.00	2500.00	1625.00	2750.00	3500.00
MARRIAGE HALL WITH FURNITURE	P/HEAD	241.67	250.00	105.00	90.00	100.00	60.00
SEPTRAN TABLETS	10TAB.	15.00	15.00	15.00	15.00	16.00	15.00
BRUFEN TABS 200-MG.	10TAB.	10.67	10.00	10.00	10.00	10.00	10.00
PANADOL TAB. EXTRA/PLAIN	10TAB.	12.00	10.00	12.00	12.00	12.00	12.00
DISPRIN TAB.	10TAB.	12.00	10.00	10.00	10.00	10.00	10.00
TRISIL TAB.	10 TAB	10.00	10.00	10.00	10.00	10.00	10.00
FLAGYL TAB. 200 MG.	10TAB.	10.00	10.00	10.00	10.00	10.00	10.00
VENTOLIN TAB. 2MG.	10TAB.	10.00	10.00	10.00	9.00	9.67	10.00
DAONIL TAB. 5 MG.	10TAB.	17.00	17.00	17.00	17.00	17.00	17.00

Contd.

7.11 Intercity Consumer Prices
April, 2016

Description	Unit	Peshawar	Mardan	Abbott-abad	Bannu	D.I. Khan	Mingora
ENTOX TAB.	10TAB.	10.00	10.00	10.00	10.00	10.00	10.00
RENITEC TAB. 5 MG.	10TAB.	58.50	59.00	58.00	59.00	50.53	58.50
CAC. 1000 TAB	BOTTLE	122.00	122.00	122.00	122.00	122.00	122.00
AMOXIL CAPSOLE 250 MG.S	10CAP.	35.00	35.00	36.00	35.00	36.00	35.00
CALCIUM SYRUP SANDOZ	BOTTLE	64.00	64.00	64.00	64.00	64.00	64.00
LEDERPLEX SYRUP	BOTTLE	35.00	35.00	35.00	35.00	35.00	35.00
SANCOS SYRUP (50 ML.)	BOTTLE	30.00	30.00	30.00	30.00	30.00	30.00
PHENERGAN SYRUP 120 ML.	BOTTLE	33.00	33.00	33.00	33.00	33.00	33.00
CALPOL SYRUP 60 ML.	BOTTLE	28.00	28.00	28.00	28.00	28.00	28.00
HYDRYLLIN SYRUP 120 ML.	BOTTLE	65.00	65.00	65.00	65.00	65.00	65.00
POLYFAX EYE OINTMENT	TUBE	21.00	21.00	21.00	21.00	21.75	21.00
BETNESOL EYE DROPS	BOTTLE	33.89	33.89	34.00	33.89	33.89	34.00
EAR DROPS (CARDISPORINE) ***	BOTTLE	21.00	21.00	21.00	21.00	21.00	21.00
BETNOVATE-N OINTMENT 5 GMS	TUBE	17.00	16.00	16.00	16.00	16.00	16.00
BURNOL CREAM 30 GRM	TUBE	16.00	16.00	16.00	16.00	16.00	16.00
VICKS VAPORUB/BALM	BOTTLE	36.00	36.00	36.00	36.00	36.00	36.00
GLYCRINE SMALL BOTTLE	BOTTLE	26.67	30.00	35.00	25.00	15.00	30.00
JOUHAR JOSHANDA	PKT.	8.00	8.00	8.00	6.00	8.00	10.00
GALXOS-D (450 GRMS)	PKT.	157.33	157.50	151.88	140.00	140.00	150.00
GRIPE-WATER WOODWARDS	BOTTLE	55.00	55.00	50.00	50.00	50.00	55.00
SANIPLAST ONE PUTTY	EACH	2.00	2.00	2.00	2.00	2.00	2.00
O.R.S. (NIMCOL)	PKT.	17.00	17.00	17.00	17.00	15.00	15.00
DETTOL (MEDIUM)	BOTTLE	46.80	46.80	46.80	46.80	46.80	46.80
COTTON BANDAGE 2" - 4"	EACH	9.00	9.00	10.50	10.00	5.50	6.00
THERMOMETER CHINA	EACH	41.33	40.00	70.00	40.00	45.00	40.00
DOCTOR (MBBS) CLINIC FEE	P/PAT.	266.67	250.00	250.00	175.00	250.00	350.00
URINE TEST (DR) CHARGES	P/TEST	100.00	100.00	100.00	100.00	120.00	100.00
BLOOD TEST (CP) CHARGES	P/TEST	200.00	200.00	287.50	175.00	130.00	250.00
SUGAR TEST (RANDOM/FASTING BOTH) CHARGES	P/TEST	200.00	200.00	140.00	140.00	140.00	100.00
ECG CHARGES	P/TEST	183.33	200.00	250.00	250.00	300.00	150.00
X-RAY (CHEST) CHARGES	P/X-RAY	283.33	300.00	250.00	225.00	300.00	180.00
CAR SUZUKI 800 CC (W/O. A/C)	EACH	693000.00	693000.00	645000.00	0.00	642000.00	0.00
CAR SUZUKI 1000 CC	EACH	1069000.00	1085800.00	1105000.00	0.00	1052000.00	0.00
CAR TOYOTA 1300 CC	EACH	1767500.00	1767500.00	1767500.00	0.00	1767500.00	0.00
CAR HONDA CIVIC	EACH	2039000.00	2039000.00	2180000.00	0.00	0.00	0.00
MOTORCYCLE HONDA CD-70.	EACH	63500.00	63500.00	63500.00	63500.00	63500.00	63500.00
MOTORCYCLE YAMAHA 100CC.	EACH	80000.00	80000.00	79300.00	84000.00	79300.00	0.00
MOTOR CYCLE HERO 70 CC	EACH	43000.00	42500.00	46000.00	43000.00	45000.00	45000.00
BICYCLE WITH TYRES & TUBES	EACH	9000.00	7700.00	9900.00	9300.00	6825.00	6650.00
TYRE CAR WITH TUBE GENERAL	EACH	3726.67	3700.00	3000.00	5150.00	3500.00	3500.00
TYRE MOTOR CYCLE WITHOUT TUBE	EACH	1291.67	1100.00	1150.00	1250.00	1050.00	1250.00
TYRE CYCLE SPECIFY BRAND NAME	EACH	331.67	300.00	550.00	557.50	325.00	500.00
TYRE CAR W/O TUBE	EACH	3586.67	3400.00	3062.50	4600.00	3600.00	3350.00
PETROL SUPER	LITRE	64.21	64.21	64.21	64.21	64.21	64.21
HIGH SPEED DIESEL HSD	LITRE	72.46	72.46	72.46	72.46	72.46	72.46
CNG	K.G.	75.82	0.00	0.00	0.00	0.00	75.82
GAS CYLINDER STAND. SIZE	EACH	935.00	990.00	850.00	750.00	1125.00	845.00
MOTOR CYCLE SERVICE CHARGES	EACH	300.00	280.00	300.00	325.00	275.00	275.00
CAR SERVICE CHARGES	EACH	300.00	300.00	400.00	0.00	400.00	282.50
TYRE PUNCTURE CHARGES	EACH	60.83	50.00	75.00	80.00	50.00	55.00
CYCLE OVERHAULING CHARGES	EACH	350.00	350.00	275.00	600.00	300.00	250.00
CAR TAX FOR 800CC TO 1300CC	YEARLY	1075.00	1075.00	1075.00	1075.00	1075.00	1075.00
TRAIN FARE ECO. 1-100 KM.	P/KM.	0.68	0.00	0.68	0.68	0.00	0.00
TRAIN FARE ECO. 101-500 KM.	P/KM.	0.98	0.00	0.98	0.98	0.00	0.00
TRAIN FARE ECO. > 500 KM.	P/KM.	0.89	0.00	0.89	0.89	0.00	0.00
TRAIN FARE IST SLP. 1-100KM	P/KM.	2.10	0.00	2.10	2.10	0.00	0.00
TRAIN FARE IST SLP.101-500 KM	P/KM.	2.59	0.00	2.59	2.59	0.00	0.00
TRAIN FARE IST SLP. > 500 KM	P/KM.	1.99	0.00	1.99	1.99	0.00	0.00
TRAIN FARE A/C SLP. 1-100KM.	P/KM	5.76	0.00	5.76	5.76	0.00	0.00
TRAIN FARE A/C SLP.101-500KM	P/KM.	4.59	0.00	4.59	4.59	0.00	0.00
TRAIN FARE A/C SLP > 500KM.	P/KM	4.16	0.00	4.16	4.16	0.00	0.00

Contd.

7.11 Intercity Consumer Prices
April, 2016

Description	Unit	Peshawar	Mardan	Abbott-abad	Bannu	D.I. Khan	Mingora
PLATEFORM TICKET	EACH	10.00	0.00	10.00	10.00	0.00	0.00
AUTO RICKSHAW FARES	KM/MIN	53.33	60.00	50.00	40.00	50.00	50.00
FULL TONGA CHARGES	KM/MIN	60.00	60.00	60.00	50.00	0.00	0.00
TAXI 4 SEATER FARE	KM/MIN	100.00	100.00	150.00	40.00	150.00	75.00
BUS FARE MIN (WITHIN CITY)	TICKET	10.00	10.00	10.00	10.00	0.00	0.00
BUS FARE MAX (WITHIN CIT	TICKET	20.00	19.00	10.00	20.00	0.00	0.00
BUS FARE OUTSIDE CITY	P/KM.	0.79	0.79	0.79	0.79	0.79	0.79
A/C BUS FARE OUTSIDE CITY	P/KM.	0.90	0.90	0.90	0.90	0.90	0.90
MINIBUS FARE MIN.WITH IN CITY	TICKET	10.00	0.00	0.00	0.00	0.00	0.00
MINIBUS FARE MAX.WITH IN CITY	TICKET	20.00	0.00	0.00	0.00	0.00	0.00
SUZUKI FARE MIN.WITH IN CITY	TICKET	10.00	10.00	10.00	0.00	10.00	10.00
SUZUKI FARE MAXIMUM W.IN CITY	TICKET	20.00	20.00	13.00	0.00	15.00	15.00
AIR FARE ECONOMY CLASS.	P/KM.	19.26	0.00	0.00	0.00	0.00	0.00
POSTAL ENVELOPE DOMESTIC	EACH	8.00	8.00	8.00	8.00	8.00	8.00
ENVELOPE FOR SAUDI ARABIA	EACH	50.00	50.00	50.00	50.00	50.00	50.00
POSTAL REGISTRATION CHARGES	EACH	28.00	28.00	38.00	36.00	28.00	28.00
U.M.S. REG CHARGES MIN.	EACH	59.00	59.00	59.00	59.00	59.00	59.00
T.C.S. CH. MIN.WITH IN ZONE	EACH	150.00	150.00	150.00	110.00	150.00	130.00
TELEPHONE CHARGES LOCAL CALL	P/CALL	3.94	3.94	3.94	3.94	3.94	3.94
TEL CHARGES OUT SIDE CITY	P/CALL	3.94	3.94	3.94	3.94	3.94	3.94
INTERNET CHARGES	P/HOUR	30.00	30.00	30.00	40.00	42.50	40.00
MOBILE CELL CHARGES	P/UNIT	2.88	2.88	4.00	2.88	2.50	2.50
FAX CHARGES (LOCAL)	P/PAGE	20.00	20.00	20.00	15.00	15.00	10.00
TELEPHONE SET AV. QLTY	EACH	1183.33	1250.00	1650.00	1050.00	1300.00	1200.00
MOBILE SET NOKIA/SONY/ERICSON/SAMSUNG WITHOUT CAMERA	EACH	2883.33	3100.00	3550.00	2500.00	2250.00	2550.00
T.V. 20" COLORED WEGA H-A21.	EACH	25000.00	34000.00	20000.00	23500.00	20000.00	25500.00
T.V 20" COLOR CHINA/KORIA)	EACH	8833.33	10000.00	10500.00	11025.00	9550.00	8500.00
V.C.P. PANASONIC/LG/NAT	EACH	3916.67	0.00	6500.00	6500.00	5000.00	0.00
DVD/VCD PLAYER PANASONIC/LG	EACH	3066.67	4000.00	4600.00	1950.00	5500.00	1925.00
RADIO WITH C.PLAYER NATIONAL	EACH	2633.33	2650.00	2800.00	2175.00	1900.00	1450.00
PERSONNEL COMPUTER (BRANDED)	EACH	50000.00	48800.00	41000.00	52000.00	41500.00	34500.00
VID. CASSETTE BLK. TDK/SONY	EACH	100.00	100.00	150.00	110.00	100.00	125.00
COM. C.D. (TDK/IMATION)	EACH	40.00	40.00	50.00	65.00	50.00	50.00
TAPE RECORDER CASSETTE BLANK	EACH	33.33	30.00	60.00	25.00	42.50	70.00
VIDEO GAME SEGA 16 BYTE	EACH	1250.00	1250.00	1800.00	1500.00	1475.00	0.00
CINEMA A/C. HIGH CLASS	TICKET	85.00	30.00	0.00	0.00	0.00	0.00
CINEMA NON-A/C HIGH CLASS	TICKET	85.00	30.00	30.00	40.00	50.00	100.00
CABLE CHARGES	PER MONT	200.00	300.00	250.00	325.00	300.00	200.00
TV.LICENCE FEE DOMESTIC	YEARLY	420.00	420.00	420.00	420.00	420.00	420.00
ENGLISH BOOK CLASS V1	EACH	75.00	75.00	75.00	75.00	75.00	75.00
ENGLISH BOOK CLASS IX OR X	EACH	68.00	68.00	68.00	68.00	68.00	68.00
ENG. BOOK IST.YR COMPLETE SET	EACH	76.00	76.00	76.00	76.00	76.00	76.00
ENGLISH BOOK BA/B.SC	EACH	120.00	120.00	120.00	120.00	120.00	120.00
URDU BOOK CLASS V (T.B.BORD)	EACH	76.00	76.00	76.00	76.00	76.00	76.00
URDU BOOK CLASS IX/X(T.B.B)	EACH	58.50	58.50	58.50	58.50	58.50	58.50
URDU BOOK IST.YEAR/INTER	EACH	81.00	76.00	76.00	76.00	76.00	76.00
URDU BOOK BA/B.SC	EACH	170.00	160.00	160.00	160.00	160.00	160.00
MATHS BOOK CALSS V (T.B.B)	EACH	105.00	105.00	105.00	105.00	105.00	105.00
MATHS BOOK CLASS IX OR X	EACH	117.00	117.00	117.00	117.00	117.00	117.00
MATHS BOOK IST.YEAR (T.B.B)	EACH	176.00	176.00	176.00	176.00	176.00	176.00
PAKISTAN STUDIES BOOK BA/B.SC	EACH	120.00	120.00	120.00	120.00	120.00	120.00
DAILY "DAWN"	P/COPY	19.00	19.00	19.00	19.00	19.00	19.00
DAILY "JANG"	P/COPY	12.00	12.00	12.00	12.00	12.00	12.00
DAILY "NAWA-E-WAQT"	P/COPY	12.00	12.00	12.00	12.00	12.00	12.00
WEEKLY "AKHBAR-E-JAHAN"	P/COPY	55.00	55.00	55.00	55.00	55.00	55.00
WEEKLY "MAG"	P/COPY	45.00	45.00	45.00	45.00	45.00	45.00
MONTHLY "NAUNEHAL DIGEST"	P/COPY	35.00	35.00	35.00	35.00	35.00	35.00
PAPER FOOLSCAPE (27"x17")	QUIRE	20.00	20.00	37.50	35.00	47.50	25.00
EXERCISE.BOOK LINED 80/100 PGS	EACH	71.67	65.00	65.00	55.00	45.00	65.00
PENCILGOLDFISH/DEER	EACH	5.17	5.00	6.00	6.00	5.00	10.00
PEN INK DOLLOR 57 ML BOTTLE	EACH	20.00	20.00	25.00	20.00	20.00	20.00

Contd.

7.11 Intercity Consumer Prices
April, 2016

Description	Unit	Peshawar	Mardan	Abbott-abad	Bannu	D.I. Khan	Mingora
PHOTOSTATE PAPER 70 GM	PRT	323.33	330.00	370.00	300.00	355.00	350.00
BALL PEN (local)	EACH	7.00	7.25	7.00	8.50	5.00	10.00
FOUNTAIN PEN HERO/WINGS/CHINA	EACH	44.17	60.00	55.00	35.00	40.00	50.00
PRIVATE SCHOOL FEE ENGLISH MEDIUM AVERAGE STANDARD (CLASS I)	PER MONTH	1966.67	2000.00	2500.00	575.00	500.00	1000.00
PRIVATE SCHOOL FEE ENGLISH MEDIUM AVERAGE STANDARD (CLASS V)	PER MONTH	2200.00	2300.00	3000.00	750.00	800.00	1000.00
PRIVATE SCHOOL FEE ENGLISH MEDIUM AVERAGE STANDARD (CLASS VI	PER MONTH	2200.00	2300.00	3500.00	800.00	1000.00	1250.00
PRIVATE SCHOOL FEE ENGLISH MEDIUM AVERAGE STANDARD (CLASS X)	PER MONTH	2266.67	2800.00	4000.00	950.00	1800.00	2000.00
PRIVATE MEDICLE COLLEGE FEE MBBS (IST YEAR)	PER MONTH	52333.33	0.00	50000.00	0.00	0.00	0.00
PRIVATE ENGINEERING COLLEGE FEE (ISTR YEAR)	PER MONTH	15000.00	15000.00	0.00	0.00	0.00	0.00
GOVT. COLLEGE FEE IST. YEAR	MONTH	42.09	42.09	42.09	42.09	42.09	42.09
GOVT. COLLEGE FEE 4TH. YEAR	MONTH	54.90	54.79	50.00	50.00	39.59	39.59
GOVT. UNIVERSITY FEE MSC.	MONTH	1487.93	1487.93	539.58	620.00	540.00	540.00
GOVT. MED. COLLEGE FEE MBBS	MONTH	641.67	641.66	641.66	642.00	641.66	641.66
GOVT. ENGG. COLL. FEE I YEAR	MONTH	595.83	595.83	0.00	404.17	595.83	0.00
COACHING FEE FOR CLASS IX/X	PER MONTH	2500.00	2500.00	1200.00	800.00	1000.00	1750.00
COACHING CHARGES FOR CLASS IST YEAR/INTER (SCIENCE)	PER MONTH	3000.00	3000.00	1500.00	800.00	1100.00	2750.00
COACHING CHARGES FOR CLASS IST YEAR/INTER (COMMERCE)	PER MONTH	3000.00	3000.00	1000.00	750.00	1000.00	950.00
I.T. TUITION FEES	PER MONTH	8667.00	5000.00	4166.00	3000.00	2100.00	0.00
MBA TUITION FEES	PER MONTH	7500.00	6000.00	3000.00	3500.00	2100.00	0.00
BREAD TANDOORI ST. SIZE	EACH	10.00	10.00	10.00	10.00	6.00	10.00
COOKED MUTTON (AV. HOTEL)	PLATE	183.33	150.00	150.00	150.00	140.00	185.00
COOKED BEEF (AV. HOTEL)	PLATE	121.67	100.00	90.00	95.00	100.00	125.00
COOKED DAL (AV. HOTEL)	PLATE	60.00	60.00	57.50	47.50	70.00	65.00
CHICKEN BIRYANI FULL/DOUBLE	PLATE	133.33	140.00	140.00	130.00	145.00	190.00
TEA PREPARED (ORDINARY)	CUP	15.00	20.00	20.00	20.00	15.00	17.50
HAIRCUT CHARGES FOR MEN	P/CUT	141.67	120.00	85.00	77.50	55.00	82.50
BEAUTY PORL HAIR STYL CHARGE	P/STY.	250.00	225.00	600.00	167.50	140.00	450.00
SHAVING CHARGES	PER SHV	76.67	80.00	50.00	40.00	32.50	55.00
LIPSTICK S.MISS/MEDORA	EACH	113.33	120.00	115.00	110.00	100.00	90.00
NAIL POLISH S.MISS/MEDORA	EACH	103.33	100.00	105.00	120.00	100.00	85.00
PERFUME MED.SIZE MEDORA/BROACH	EACH	193.33	200.00	140.00	160.00	180.00	150.00
HAIR-OIL AMLA/CHAMBELI	BOTTLE	120.00	115.00	120.00	130.00	85.00	100.00
TOILET SOAP LUX 95 GRAMS	EACH	40.00	40.00	40.00	44.00	46.00	35.00
TOILET SOAP LIFEBOUY 140 GRM	EACH	36.33	37.00	36.00	36.00	36.00	36.00
TOILET SOAP SAFEGUARD BATH SIZE	EACH	46.00	46.00	47.00	50.00	48.00	50.00
TOOTHPASTE MACKLINES 70 GRM	EACH	50.00	50.00	50.00	50.00	50.00	50.00
TOOTHPAST MED SIZE CLGATE 70 GMS	EACH	67.50	70.00	70.00	60.67	60.00	60.67
TOOTHBRUSH SHEILD A/PLAUQUE	EACH	45.00	45.00	45.00	32.50	40.00	46.25
TOOTHPOWDER DENTONIC 90 GRM	EACH	30.67	32.00	30.00	25.00	25.00	25.00
HAIR-COLOUR BEGIN (6 GMS)	EACH	103.33	100.00	100.00	95.00	95.00	100.00
HAIR COLOUR (KALAKOLA)	BOTTLE	130.00	130.00	130.00	120.00	125.00	120.00
FACECREAM PONDS (MEDIUM)	EACH	116.67	120.00	120.00	120.00	110.00	120.00
TALC POWDER VICE ROAY,B.CAT	EACH	136.67	150.00	145.00	130.00	110.00	110.00
BLADE TREET ORDINARY 10'S	PKT.	36.67	35.00	45.00	30.00	30.00	30.00
BLADE 7-O-CLOCK STAIN. 5'S	PKT.	35.00	35.00	30.00	30.00	35.00	37.50
SHAMPOO SUNSILK/PAINTIN 100 ML	BOTTLE	100.00	100.00	100.00	100.00	110.00	110.00
BEAUTY CREAM (FAIR & LOVELY)	EACH	85.00	85.00	185.00	85.00	170.00	115.00
HAIR REMOVING CREAM (EU-CREAM)	TUBE	60.00	60.00	65.00	75.00	50.00	80.00
GEL MEDIUM SIZE	BOTTLE	120.00	120.00	150.00	60.00	85.00	120.00
DISPOSABLE RAZOR GILLET-II	EACH	45.00	45.00	42.50	35.00	45.00	45.00
SHAVING CREAM TOUCH-ME/ADM.	EACH	63.33	60.00	65.00	55.00	55.00	60.00
GOLD TEZABI 24 CT	10 GM.	42500.00	42500.00	42181.00	42800.00	41300.00	42608.00
SILVER TEZABI 24 CT	10 GM.	625.00	667.00	557.00	730.00	541.00	574.00
ARTIFICIAL JEWELLARY SET	SET	983.33	1100.00	750.00	975.00	230.00	2125.00
WRIST WATCH GENTS CITIZEN (ORIGINAL) ***	EACH	4000.00	4500.00	2000.00	2500.00	2500.00	2500.00
WRIST WATCH LADIES CITIZEN (ORIGINAL) ***	EACH	4000.00	4500.00	1800.00	2500.00	2500.00	2750.00
WALL CLOCK QUARTZ AV.QLTY	EACH	1350.00	1350.00	525.00	482.50	255.00	650.00
SUITCASE REXIN (24"x16"x6")	EACH	725.00	700.00	1200.00	775.00	725.00	850.00
TRUNK MEDIUM SIZE ***	EACH	1500.00	1500.00	1200.00	1775.00	1300.00	950.00
PURSE LADIES (LEATHER) AVERAGE QUALITY	EACH	1233.33	975.00	700.00	830.00	500.00	600.00

7.11 Intercity Consumer Prices
April, 2016

Description	Unit	Quetta	Turbat	Gawadar	Loralai	Khuzdar	D.M. Jamali
WHEAT	10 KG.	360.00	460.00	450.00	365.00	400.00	320.00
WHEAT FLOUR FINE/SUPERIOR.	KG.	51.00	55.00	55.00	46.00	45.00	40.00
WHEAT FLOUR AVG. QLTY	KG.	49.00	46.00	46.00	44.00	40.00	38.00
WHEAT FLOUR BAG	10 KG.	400.00	450.00	480.00	420.00	400.00	355.00
MAIDA	KG.	60.00	78.00	78.00	70.00	45.00	48.00
SUJI	KG.	60.00	80.00	81.00	70.00	70.00	50.00
BESAN AV. QLTY.	KG.	130.00	150.00	140.00	135.00	120.00	125.00
RICE BASMATI SUP. QLTY.	KG.	140.00	120.00	130.00	145.00	190.00	110.00
RICE BASMATI 385/386	KG.	70.00	60.00	75.00	115.00	50.00	77.50
RICE BASMATI BROKEN AV.QLTY	KG.	65.00	60.00	60.00	85.00	40.00	45.00
RICE IRRI-6 (SINDH/PUNJAB)	KG.	50.00	45.00	45.00	60.00	40.00	37.50
VERMICELLI	KG.	75.00	80.00	80.00	85.00	70.00	75.00
BREAD PLAIN MEDIUM SIZE	EACH	40.00	30.00	30.00	40.00	40.00	37.50
RUSK (PAPAY)	KG.	135.00	160.00	200.00	160.00	160.00	140.00
BISCUITS-PACKED	PKT	35.00	35.00	35.00	35.00	39.50	35.00
BISCUIT-BAKERY (LOOSE)	250 GM	55.00	60.00	60.00	65.00	90.00	70.00
CORNFLAKS FAUJI 225 GM.	PKT	190.00	152.00	154.00	135.00	153.00	190.00
SAMOSA (VEGATABLE)	EACH	12.00	10.00	10.00	15.00	7.00	10.00
PASTRY AV.QLTY.	EACH	22.50	22.00	20.00	22.50	15.00	20.00
PATTIES (VEGATABLES)	EACH	25.00	22.00	20.00	25.00	15.00	30.00
NIMCO	250 GM	45.00	70.00	90.00	75.00	90.00	65.00
CHIPS	250 GM	50.00	75.00	90.00	60.00	90.00	65.00
BEEF WITH BONE AV.QLTY.	KG	365.00	440.00	450.00	300.00	320.00	260.00
MUTTON AV.QLTY.	KG	600.00	775.00	725.00	570.00	550.00	545.00
CHICKEN FARM BROILER (LIVE)	KG	200.00	300.00	300.00	150.00	205.00	200.00
FISH-RAHU MEDIUM SIZE	KG	310.00	400.00	400.00	320.00	250.00	237.50
MILK FRESH (UNBOILED)	LTR.	85.00	110.00	110.00	95.00	80.00	80.00
CURD	KG.	100.00	120.00	120.00	95.00	90.00	120.00
MILK TETRA PACK 1/2 LTR.	PKT.	60.00	64.00	62.00	65.00	50.00	50.00
LACTOGEN 400 GRAMS	PKT.	425.00	435.00	435.00	425.00	435.00	435.00
POWDER MILK NIDO 400GM.	PKT	380.00	380.00	379.00	380.00	380.00	390.00
MILK POWDER LOOSE/PACKED	KG.	400.00	500.00	510.00	440.00	790.00	475.00
BUTTER LOCAL PACKED	50 GM.	24.00	30.00	30.00	0.00	30.00	37.50
EGGS FARM	DOZ	95.00	95.00	95.00	110.00	125.00	100.00
MUSTARD OIL AV.QLTY.	KG.	190.00	180.00	200.00	230.00	170.00	190.00
COOKING OIL (DALDA)	2.5LTR	445.00	440.00	460.00	470.00	440.00	440.00
COOKING OIL (PAKWAN) OTHER BRAND SPECIFY	2.5 LTR	415.00	400.00	460.00	420.00	445.00	430.00
VEGETABLE GHEE TIN	2.5KG.	430.00	440.00	450.00	440.00	440.00	440.00
VEGETABLE GHEE (LOOSE)	KG.	150.00	157.50	162.50	150.00	120.00	150.00
DATES AV.QLTY.	KG.	185.00	75.00	100.00	240.00	80.00	200.00
PISTACHIO AV.QLTY.	50 GM.	55.00	60.00	100.00	60.00	150.00	55.00
ALMONDS WHOLE AV.QLTY.	KG.	700.00	530.00	575.00	550.00	1000.00	825.00
COCONUT DRY AV.QLTY.	KG.	275.00	300.00	255.00	225.00	600.00	250.00
RAISINS AV.QLTY.	50 GM.	22.50	24.00	25.00	20.00	60.00	27.50
GROUNDNUTS (WITH SHELL)	KG.	200.00	160.00	155.00	215.00	200.00	240.00
MALTA/MOSAMBI	DOZ	60.00	140.00	150.00	55.00	90.00	120.00
KINNU	DOZ	60.00	150.00	140.00	55.00	80.00	120.00
APPLE	KG	90.00	120.00	150.00	165.00	100.00	130.00
ALOO BUKHARA	KG	0.00	0.00	0.00	0.00	0.00	0.00
POMEGRANATE (ANNAR)	KG	0.00	0.00	0.00	0.00	0.00	0.00
GRAPES	KG	0.00	0.00	0.00	0.00	0.00	0.00
BANANAS	DOZ	60.00	75.00	80.00	75.00	80.00	60.00
MANGO KALMI	KG	0.00	0.00	0.00	0.00	0.00	0.00
GUAVA	KG	70.00	80.00	80.00	60.00	80.00	50.00
WATERMELON (TURBOOZ)	KG	40.00	45.00	55.00	0.00	30.00	20.00
MUSKMELON (KHARBOOZA)	KG	85.00	40.00	40.00	0.00	35.00	35.00
SWEETMELON (GARMA)	KG	0.00	0.00	0.00	0.00	0.00	0.00
PULSE MASOOR (WHOLE)	KG.	150.00	165.00	130.00	140.00	140.00	140.00
PULSE MASOOR (WASHED)	KG.	155.00	160.00	140.00	135.00	140.00	155.00
PULSE MOONG (WASHED)	KG.	170.00	150.00	150.00	155.00	200.00	165.00
PULSE MASH (WASHED)	KG.	280.00	175.00	160.00	200.00	200.00	185.00
PULSE GRAM	KG.	140.00	140.00	140.00	130.00	130.00	125.00

Contd.

7.11 Intercity Consumer Prices
April, 2016

Description	Unit	Quetta	Turbat	Gawadar	Loralai	Khuzdar	D.M. Jamali
GRAM WHOLE BLACK AV QLTY.	KG.	130.00	120.00	120.00	125.00	150.00	110.00
GRAM WHOLE YELLOW AV.QLTY	KG.	155.00	160.00	160.00	125.00	180.00	150.00
BEANS (LAL LOBIA)	KG.	155.00	90.00	90.00	120.00	170.00	125.00
POTATOES	KG	18.00	30.00	30.00	20.00	20.00	12.50
ONION	KG	40.00	40.00	40.00	55.00	40.00	30.00
TURNIP	KG	0.00	0.00	0.00	0.00	0.00	0.00
RADISH	KG	0.00	0.00	0.00	0.00	0.00	0.00
TOMATOES	KG	50.00	50.00	50.00	30.00	30.00	35.00
CABBAGE	KG	27.50	80.00	80.00	35.00	30.00	30.00
CAULIFLOWER	KG	57.50	75.00	85.00	40.00	25.00	22.50
BRINJAL	KG	0.00	0.00	0.00	0.00	0.00	0.00
PUMPKIN	KG	0.00	0.00	0.00	0.00	0.00	0.00
BOTTLEGOURD	KG	47.50	60.00	75.00	0.00	25.00	55.00
LADY FINGER	KG	0.00	0.00	0.00	0.00	0.00	0.00
PEAS	KG	77.50	60.00	80.00	80.00	60.00	45.00
SPINACH	KG	0.00	0.00	0.00	0.00	0.00	0.00
TINDA	KG	47.50	60.00	80.00	40.00	0.00	75.00
TURAI	KG	0.00	0.00	0.00	0.00	0.00	0.00
KARAILA	KG	0.00	0.00	0.00	0.00	0.00	0.00
ARVI	KG	0.00	0.00	0.00	0.00	0.00	0.00
CHILLIES GREEN	KG	67.50	100.00	66.00	110.00	75.00	60.00
CARROT	KG	32.50	50.00	60.00	30.00	30.00	17.50
COCUMBER (KHEERA)	KG	32.50	70.00	80.00	55.00	70.00	20.00
LEMON	250GM	20.00	60.00	65.00	30.00	70.00	45.00
SUGAR REFINED	KG.	64.00	70.00	70.00	65.00	65.00	62.50
GUR AV.QLTY	KG.	90.00	90.00	90.00	80.00	90.00	85.00
HONEY LANGANESE 500 GM.	BOTTLE	740.00	650.00	700.00	610.00	500.00	800.00
MILO 200 GM.	BOTTLE	200.00	200.00	150.00	200.00	200.00	220.00
CUSTARD POWDER RAFHAN 300 GM.	PKT	75.00	80.00	80.00	80.00	75.00	75.00
TOFFEE (HILAL)	EACH	1.00	2.00	1.00	1.00	1.00	2.00
CHOWKELATE CANDY (SMALL SIZE)	EACH	5.00	5.00	5.00	5.00	5.00	5.00
SWEETMEAT (MIXED)	KG	250.00	350.00	362.50	250.00	300.00	320.00
ICE CREAM WALLS	CUP.	40.00	40.00	40.00	40.00	40.00	40.00
ICE	KG	15.00	10.00	10.00	10.00	30.00	17.50
JAM AHMED/MITCHELLES	BOTTLE	140.00	160.00	130.00	130.00	190.00	125.00
SQUASH-MITCHELLES	BOTTLE	160.00	142.50	150.00	160.00	160.00	150.00
ROOH AFZA	BOTTLE	170.00	150.00	160.00	150.00	150.00	150.00
JAM-E-SHIREEN	BOTTLE	170.00	150.00	150.00	160.00	160.00	150.00
SAUNF	50 GM	13.50	14.50	14.00	15.00	40.00	15.00
CINAMON LOOSE AV. QLTY	50 GM.	22.50	30.00	40.00	30.00	30.00	22.50
CUMINSEED WHITE NATIONAL	50 GM.	50.00	52.00	50.00	50.00	80.00	54.00
PEPPER BLACK NATIONAL	50 GM.	96.00	80.00	79.00	96.00	90.00	100.00
CLOVES LOOSE AV.QLTY	50 GM.	86.00	30.00	50.00	150.00	110.00	120.00
CARDAMOM LARGE LOOSE AV.QLTY	50 GM.	145.00	60.00	100.00	150.00	210.00	105.00
CARDAMOM SMALL AV.QLTY	50 GM.	180.00	150.00	150.00	100.00	190.00	95.00
SALT-POWDERED (LAHORI) LOOSE	KG.	10.00	11.00	10.00	10.00	10.00	10.00
SALT POWDERED (NATIONAL/SHAN)	PKT	25.00	25.00	25.00	25.00	25.00	25.00
CHILLIES POWD.NATIONAL 200GM	PKT	105.00	105.00	105.00	105.00	105.00	105.00
CHILLIES POWDER LOOS	KG.	310.00	450.00	450.00	360.00	300.00	290.00
CORRIANDER SEED POWD.NATIONAL	PKT	104.00	80.00	80.00	104.00	100.00	104.00
CORRIANDER SEED (LOOSE)	KG.	230.00	165.00	290.00	280.00	300.00	245.00
TURMERIC POWD.NATIONAL 50GM	PKT.	35.00	35.00	35.00	35.00	39.00	35.00
CURRY POWD. NATIONAL 200 GM	PKT.	87.00	90.00	86.00	86.00	86.00	86.00
TOMATO KETCHUP AHMED/MITCHL	BOTTLE	85.00	100.00	90.00	90.00	120.00	95.00
PICKLES AHMED/MITCHELLES	BOTTLE	105.00	105.00	102.50	120.00	120.00	115.00
VINEGAR SYNTHETIC (SIRKA)	BOTTLE	85.00	50.00	60.00	50.00	50.00	72.50
GARLIC	KG	170.00	280.00	280.00	105.00	210.00	240.00
GINGER	KG	200.00	190.00	200.00	200.00	250.00	260.00
TAPAL DANEDAR TEA 200GM PACKET	PKT	183.16	158.00	158.00	160.00	174.00	157.89
TEA LIPTON YELLOW LABEL 200GM.	PKT.	157.89	175.00	175.00	175.00	157.89	157.89
TEA LOOSE KENYA AV.QLTY 250GM.	PKT.	112.50	172.50	170.00	130.00	170.00	180.00
COFFEE-NESCAFE 75 GM. **	BOTTLE	300.00	300.00	298.00	220.00	270.00	275.00

Contd.

7.11 Intercity Consumer Prices
April, 2016

Description	Unit	Quetta	Turbat	Gawadar	Loralai	Khuzdar	D.M. Jamali
COLD DRINK (STANDARD SIZ)	BOTTLE	25.00	30.00	30.00	25.00	25.00	25.00
FRUIT JUICE TETRA PACK	PKT.	15.00	20.00	20.00	16.50	20.00	20.00
MINERAL WATER NESTLE 1.5 LTR	BOTTLE	45.00	50.00	50.00	45.00	50.00	50.00
CIGARETTES K-2 10'S **	PKT	60.00	45.00	45.00	50.00	70.00	60.00
CIGARETTES CAPSTAN 10'S **	PKT	65.00	70.00	70.00	60.00	70.00	62.50
CIGARETTES GOLD LEAF 20'S	PKT	130.00	130.00	130.00	120.00	130.00	130.00
CIGARETTES MORVEN GOLD 20'S	PKT	65.00	70.00	70.00	60.00	70.00	64.00
BETEL LEAVES	50GM.	40.00	40.00	40.00	35.00	70.00	55.00
BETEL NUTS	KG.	235.00	240.00	240.00	240.00	350.00	200.00
LONG CLOTH 57" GUL AHMED/AL-KARAM	METER	170.00	200.00	200.00	250.00	200.00	225.00
SHIRTING AV.QLTY.	METER	150.00	150.00	150.00	135.00	200.00	155.00
PANT CLOTH W & WEAR AV.QLTY	METER	300.00	270.00	300.00	370.00	200.00	200.00
LAWN PRINTED GUL AHMED/AL-KARAM	METER	180.00	200.00	170.00	200.00	180.00	205.00
GEORGETTE AV.QLTY	METER	105.00	90.00	100.00	135.00	100.00	70.00
LINEN AV.QLTY ***	METER	100.00	70.00	75.00	130.00	160.00	100.00
HEAVY WT SUITING LAWERNCPUR AVG QLTY	METER	1100.00	1100.00	1100.00	1000.00	1100.00	900.00
HEAVY WT SUITING LAWERNCPUR SUP QLTY	METER	1300.00	1300.00	1300.00	1500.00	1300.00	1300.00
TROPICAL SUITING LAW.PUR	METER	950.00	950.00	950.00	1000.00	950.00	950.00
PANT BOY 24"/26" LENGTH.	EACH	375.00	400.00	360.00	500.00	1000.00	325.00
SHIRT BOY 24"/26" LENGTH	EACH	275.00	350.00	350.00	300.00	1000.00	325.00
SCHOOL UNI. PANT,SHIRT BOYS	SUIT	900.00	1200.00	1000.00	550.00	1100.00	485.00
SCHOOL UNI. KAMEEZ,SHAL.BOYS	SUIT	1200.00	1000.00	850.00	480.00	1000.00	350.00
SCHOOL UNI. KAMEEZ,SHAL.GIRL	SUIT	1300.00	1000.00	1100.00	470.00	1000.00	500.00
FROCK W/WEAR GIRLS	EACH	450.00	300.00	350.00	475.00	1000.00	350.00
AWAMI-SUIT W & W(BOY) 24"/26	SUIT	475.00	1000.00	1000.00	500.00	500.00	550.00
AWAMI-SUIT W&W (GENTS)AV.QLTY	SUIT	675.00	900.00	850.00	700.00	700.00	1100.00
PULLOVER GENTS OXFORD/BON.	EACH	3250.00	2000.00	2000.00	2800.00	2000.00	2250.00
PULLOVER LADIES OXFORD/BON.	EACH	3350.00	2150.00	2175.00	3000.00	2750.00	2000.00
PULLOVER (GENTS) OTHERS A.QTY	EACH	725.00	600.00	600.00	1100.00	950.00	1800.00
SECOND-HAND COAT FOR MEN	EACH	300.00	250.00	250.00	410.00	300.00	325.00
SECONDHAND SWEETER FOR MEN DUP QLTY	EACH	350.00	200.00	200.00	350.00	220.00	200.00
SECONDHAND WINTER JACKET	EACH	325.00	275.00	250.00	275.00	220.00	275.00
UNDERWEAR AV.QLTY MEDIUM SIZE	EACH	65.00	100.00	100.00	70.00	200.00	65.00
VEST FOR MEN AV.QLTY.	EACH	75.00	130.00	115.00	86.25	200.00	130.00
VEST/SHAMEEZ (WOMEN) AVG. QLTY	EACH	105.00	160.00	170.00	105.00	300.00	100.00
SOCKS NYLON (PAKISTANI)	PAIR	67.50	120.00	120.00	75.00	80.00	55.00
BRASSIER AV.QLTY.	EACH	100.00	120.00	120.00	107.50	400.00	130.00
BRASSIER SUP QLTY	EACH	250.00	190.00	250.00	300.00	400.00	212.50
DOPATTA GEORGETTE AV.QLTY.	EACH	210.00	300.00	300.00	185.00	350.00	190.00
DOPATTA COTTON AV GLTY	EACH	125.00	200.00	215.00	112.50	350.00	140.00
CHADDAR (W/WEAR) (2x2.5 MTR)	EACH	230.00	300.00	300.00	290.00	400.00	525.00
LUNGI/DHOTI(COTTON) AVG. QLTY	EACH	240.00	250.00	270.00	450.00	350.00	200.00
HANDKERCHIEF AVG. QLTY PAK	EACH	30.00	50.00	60.00	32.50	70.00	45.00
HANDKERCHIEF SUP. QLTY PAK	EACH	50.00	65.00	70.00	45.00	90.00	65.00
GLOVES AV QLTY	PAIR	55.00	95.00	85.00	60.00	300.00	45.00
AZARBAND COTTON AVG. QLTY	EACH	12.50	20.00	20.00	13.50	20.00	47.50
SEWING THREAD/REEL(ASLI PARI)	EACH	4.00	7.00	7.00	7.00	6.00	5.50
WASHING CHARGES PAINT & SHIRT	SUIT	65.00	60.00	65.00	75.00	170.00	70.00
DRY CLEANING SUIT COAT PANT	SUIT	150.00	275.00	250.00	150.00	175.00	155.00
WASHING CH. (KAMIZ-SHALWAR)	PAIR	40.00	50.00	80.00	45.00	55.00	65.00
TAILORING SHIRT	EACH	265.00	250.00	250.00	300.00	300.00	275.00
TAILORING CHARGES PANT (MEN)	EACH	425.00	375.00	500.00	400.00	375.00	500.00
TAILORING COAT-PANT SUIT	SUIT	3250.00	3250.00	4000.00	3500.00	3250.00	3500.00
TAILORING AWAMI-SUIT (MALE)	SUIT	600.00	550.00	550.00	500.00	500.00	475.00
TAILORING SUIT FEMALE	SUIT	600.00	400.00	450.00	500.00	400.00	375.00
GENTS SHOES PAUL BATA	PAIR	1199.00	1199.00	1199.00	1199.00	1199.00	1199.00
GENTS SANDAL BATA	PAIR	699.00	699.00	699.00	699.00	699.00	699.00
GENTS SPOUNG CHAPPAL BATA	PAIR	179.00	179.00	179.00	179.00	179.00	179.00
LADIES SANDAL BATA	PAIR	499.00	499.00	499.00	499.00	499.00	499.00
LADIES SPOUNG CHAPPAL BATA	PAIR	179.00	179.00	179.00	179.00	179.00	179.00
CHILD SHOE POWER LITE BATA	PAIR	599.00	599.00	599.00	599.00	599.00	599.00
GENTS SHOE, ART 1109 SERVICE	PAIR	999.00	999.00	999.00	999.00	999.00	999.00

Contd.

7.11 Intercity Consumer Prices
April, 2016

Description	Unit	Quetta	Turbat	Gawadar	Loralai	Khuzdar	D.M. Jamali
NYLON JOGGER 27 SIZE 2-5 ***	PAIR	1299.00	1299.00	1299.00	1299.00	1299.00	1299.00
CHINA FOOT WEAR AV. QLTY (MALE) *	PAIR	475.00	850.00	750.00	500.00	250.00	550.00
CHINA FOOT WEAR AV. QLTY (FEMALE) *	PAIR	300.00	600.00	600.00	350.00	250.00	425.00
CHINA FOOT WEAR AV. QLTY (CHILDREN) *	PAIR	285.00	550.00	600.00	300.00	250.00	275.00
SHOE REPAIR HALF SOLE	PAIR	90.00	120.00	150.00	55.00	90.00	85.00
SHOES POLISH CHARGES AVERAGE SHOP	PAIR	20.00	30.00	30.00	17.50	20.00	20.00
HOUSE RENT (combined)	MONTH	10578.00	4757.00	5631.00	4460.00	1997.00	3538.00
rent 2	pm	10578.00	4757.00	5631.00	4460.00	1997.00	3538.00
RENT3	PM	10578.00	4757.00	5631.00	4460.00	1997.00	3538.00
RENT4	PM	10578.00	4757.00	5631.00	4460.00	1997.00	3538.00
RENT5	PM	10578.00	4757.00	5631.00	4460.00	1997.00	3538.00
RENT6	PM	10578.00	4757.00	5631.00	4460.00	1997.00	3538.00
SYNTHETIC ENEMAL ROBIALAC BALTI 3.64 LTR.	EACH	1615.00	1600.00	1600.00	1550.00	1900.00	1700.00
SYNTHETIC ENEMAL ICI BALTI 3.64 LTR.	EACH	1875.00	1700.00	2300.00	1650.00	1900.00	1450.00
CEMENT (LOCAL) SPECIFY BRAND NAME	BAG	540.00	550.00	560.00	470.00	530.00	530.00
BRICKS (NEW) IST CLASS	P/1000	6250.00	0.00	0.00	6500.00	5000.00	5750.00
CEMENT BLOCKS (6"x8"x12")	P/100	0.00	1950.00	2000.00	0.00	1800.00	0.00
BAJREE	100CFT	4250.00	3400.00	3900.00	2775.00	5000.00	2100.00
SAND (BLACK PIT SAND)	K100CFT	3250.00	3000.00	3000.00	2300.00	0.00	2200.00
TIMBER SHESHAM LOG IST QUALITY	cubmt.	55582.00	0.00	0.00	0.00	0.00	0.00
IRON BAR (M.S. BAR) 1/2"	P/TON	78000.00	76500.00	77500.00	74500.00	78000.00	62750.00
CARPANTER WAGE RATE	P/DAY	900.00	1050.00	1000.00	1000.00	1000.00	700.00
MASON (RAJ) WAGE RATE	P/DAY	1100.00	1250.00	1400.00	900.00	950.00	700.00
UNSKILLED LABOUR WAGE RATE	P/DAY	550.00	650.00	650.00	550.00	475.00	375.00
PLUMBER WAGE RSTE	P/DAY	800.00	1100.00	1200.00	1100.00	1000.00	700.00
ELECTICIAN WAGE RATE PER DAY **	P/DAY	750.00	1200.00	1100.00	700.00	0.00	600.00
ELECTICIAN WAGE RATE PER POINT **	P/PNT	150.00	100.00	100.00	175.00	100.00	125.00
WATER CHARGES PER HOUSE	P/MONTH	125.00	150.00	250.00	0.00	190.00	300.00
ELECT.CHARGES UPTO 50 UNITS	P/UNIT	2.00	2.00	2.00	2.00	2.00	2.00
ELECT.CHARGES 01 - 100 UNIT	P/UNIT	6.18	6.18	6.18	6.18	6.18	6.18
ELECT.CHARGES 101 - 300 UNIT	P/UNIT	9.54	9.54	9.54	9.54	9.54	9.54
ELECT.CHARGES 301 - 1000 UNIT	P/UNIT	16.39	16.39	16.39	16.39	16.39	16.39
ELECT.CHARGES ABOVE 1000 UNIT	P/UNIT	18.39	18.39	18.39	18.39	18.39	18.39
ELEC	PM	10.50	10.50	10.50	10.50	10.50	10.50
GAS CHRG upto 3.3719 MMBUT	MMBTU	128.70	0.00	0.00	0.00	0.00	128.70
GAS CHRG 3.3719 - 6.7438 MMBUT	MMBTU	257.40	0.00	0.00	0.00	0.00	257.40
GAS CHRG 6.7438 - 10.1157 MMBUT	MMBTU	257.40	0.00	0.00	0.00	0.00	257.40
GAS CHRG10.1157 - 13.4876 MMBUT	MMBTU	702.00	0.00	0.00	0.00	0.00	702.00
GAS	PM	702.00	0.00	0.00	0.00	0.00	702.00
GAS	PM	409.50	0.00	0.00	0.00	0.00	409.50
KEROSENE OIL	LTR	55.00	125.00	125.00	80.00	45.00	95.00
FIREWOOD WHOLE	40 KG.	600.00	360.00	400.00	400.00	450.00	475.00
CHAIR SHESHAM WOOD WITH ARMS **	EACH	1150.00	2000.00	2150.00	1350.00	1500.00	1550.00
CHAIR PLASTIC (CHAIRMAN) AVERAGE QUALITY	EACH	550.00	775.00	800.00	587.50	1400.00	750.00
TABLE SHESHAM WOOD (4X2X5") ***	EACH	5500.00	3900.00	3750.00	4500.00	5000.00	5625.00
SOFASET WOODEN WITH FOAM SEAT **	SET	30000.00	10000.00	8900.00	10000.00	12000.00	12000.00
COT IRON (WITH NIWAR)AV.QLTY.	EACH	2600.00	2500.00	2500.00	2550.00	2200.00	2800.00
ALMIRAH (STEEL) 6'X3' 20 GUAGE	EACH	9000.00	10000.00	10000.00	6750.00	12000.00	13000.00
DINNING TABLE 6 CHAIRS A.QLTY	SET	13000.00	24000.00	28000.00	11000.00	10500.00	15500.00
SINGLE BED WITHOUT FOAM MED.	EACH	6500.00	3700.00	3600.00	4500.00	8500.00	5750.00
MATRESS SINGLE(4"THICK)	EACH	3750.00	3500.00	2950.00	3900.00	4500.00	5000.00
FARSHI DARI 12'X9' AV.QLTY	EACH	1000.00	500.00	500.00	1000.00	2500.00	2000.00
DARI COTTON (6'x2 1/2') AV.QL	EACH	475.00	380.00	300.00	500.00	1500.00	425.00
CARPET PLAIN AV. QLTY	SQFT.	61.25	100.00	120.00	35.00	35.00	45.00
QUILT (LIHAF) 3 KG. COTTON	EACH	700.00	500.00	500.00	600.00	1200.00	675.00
BLANKET (90" x 54")	EACH	2000.00	2450.00	2500.00	2000.00	3500.00	4250.00
BEDSHEET SINGLE BED SUP.QLTY	EACH	575.00	400.00	405.00	500.00	1200.00	550.00
BED SHEET DOUBLE WITH TWO PILLOW COVERS SUP QLTY	SET	575.00	490.00	1462.50	550.00	1400.00	800.00
TOWEL(3'x2') AV. QALTY	EACH	150.00	200.00	300.00	206.25	400.00	200.00
CELING FAN 48" SUPER QLTY **	EACH	2650.00	3700.00	3600.00	2400.00	3200.00	3700.00
PEDESTAL FAN 22" SUPER QLTY	EACH	3600.00	4000.00	4000.00	3500.00	3500.00	4500.00
REFG. DAWLENCE 10 CFT. D.DOOR	EACH	29500.00	36000.00	37000.00	24500.00	32000.00	35000.00

Contd.

7.11 Intercity Consumer Prices
April, 2016

Description	Unit	Quetta	Turbat	Gawadar	Loralai	Khuzdar	D.M. Jamali
D-FREEZER WAVES 8 CFT.	EACH	32800.00	33000.00	33000.00	23500.00	36000.00	0.00
AIRCONDITIONER 1.5 TON PEL	EACH	45000.00	43500.00	43300.00	40000.00	51000.00	49500.00
SPLIT AIR CONDITIONER 1.5 TON (SPECIFY BRAND NAME)	EACH	47000.00	55000.00	47250.00	43500.00	38000.00	47500.00
AIRCOOLER SUPER ASIA	EACH	11500.00	9500.00	9000.00	10500.00	10500.00	10000.00
WASHING MACHINE SINGER	EACH	15200.00	14700.00	14700.00	15000.00	14700.00	14700.00
SEWING MACHINE(SINGER)	EACH	5210.00	5400.00	5250.00	4975.00	5210.00	5210.00
GIZER LARGE SIZE 30 GALLON CAPACITY SUP QLTY	EACH	12500.00	10000.00	16000.00	12000.00	19000.00	14750.00
GAS BURNER DOUBLE SPFY.BRAND	EACH	1250.00	1350.00	1200.00	1700.00	2500.00	1500.00
ELECT. IRON PHILIPS MDL.1120	EACH	1150.00	1350.00	1200.00	1200.00	1300.00	1450.00
ELECTRIC JUICER FOR APPLE	EACH	3800.00	3700.00	3600.00	3500.00	2700.00	4000.00
S.STEEL DEGHCHI MEDIUM SIZE ***	EACH	500.00	950.00	900.00	500.00	900.00	575.00
ALUMINIUM COOKING PAN (DEGCHI) MED SIZE	EACH	425.00	700.00	750.00	400.00	950.00	500.00
NON STICK COOKING PAN (DEGCHI) SUP. QLTY	EACH	350.00	950.00	1000.00	345.00	500.00	650.00
FRYING PAN STEEL AVG. QLTY MED. SIZE	EACH	260.00	250.00	200.00	200.00	800.00	475.00
TAWA IORN (MEDIUM SIZE) AVG. QLTY	EACH	200.00	275.00	275.00	200.00	400.00	300.00
S.STEEL PLATE A.QLTY.(M.SIZE)	EACH	85.00	90.00	80.00	42.50	130.00	65.00
TABLE SPOON S.STEEL SUP.QLTY.	DOZEN	325.00	240.00	250.00	300.00	500.00	420.00
WATER SET JUG+6 GLASSES (OMROC)	SET	340.00	500.00	475.00	750.00	900.00	450.00
TEA SET PAK. CHINAWARE 21 PCS.	SET	1100.00	1200.00	1500.00	2500.00	1300.00	1950.00
DINNER SET PLASTIC 72 PIECES SUPERIOR QLTY	SET	4750.00	3450.00	2850.00	3000.00	2500.00	4450.00
HOTPOT SET PLASTIC 3 PCS.	SET	1050.00	900.00	1200.00	1150.00	1500.00	1900.00
BUCKET(BALTI) PLASTIC MED.SIZ	EACH	285.00	370.00	395.00	350.00	400.00	275.00
LOTA PLASTIC (MED SIZE) AVERAGE QUALITY	EACH	40.00	60.00	60.00	50.00	90.00	60.00
PRESURE COOKER 4 LTR.	EACH	1100.00	950.00	1600.00	1400.00	1600.00	1225.00
WATER COOLER 9/10 LTR.PLASTIC ***	EACH	500.00	500.00	555.00	550.00	600.00	950.00
THERMOS STARVAC 1 LTR	EACH	375.00	670.00	625.00	425.00	700.00	350.00
BULB PHILIPS 100-WATTS	EACH	30.00	30.00	30.00	25.00	30.00	30.00
TUBE LIGHT PHILIPS 40 WATTS	EACH	100.00	135.00	130.00	110.00	100.00	95.00
ELECTRIC BLUBS "0" WATTE LOCAL	EACH	20.00	25.00	25.00	20.00	20.00	25.00
ELECTRIC BLUB ENERGY SAVER 14 WATTS	EACH	180.00	120.00	160.00	140.00	150.00	180.00
WASHING SOAP 250 GMS SPECIFY BRAND NAME	EACH	30.00	24.00	25.00	25.00	40.00	35.00
SURF EXCEL 400 GMS POLY BAG	EACH	115.00	113.00	121.25	110.00	125.00	125.00
WASHING POWDER 1000 GRM	EACH	175.00	192.50	185.00	250.00	175.00	185.00
WASHING POWDER (WHEEL/ BONUS) 100 GRAMS	EACH	85.00	98.00	100.00	90.00	85.00	95.00
CLEANSER POWDER VIM 1000 GM	PKT.	72.00	72.22	72.22	66.67	66.67	80.00
FINIS 500 ML	BOTTLE	187.50	190.00	180.00	280.00	190.00	200.00
PHNYLE TYPHONE/FINIS/CARRANITE 3 LITRES	BOTTLE	120.00	139.00	140.00	140.00	190.00	120.00
HARPIC	BOTTLE	130.00	145.00	145.00	135.00	125.00	150.00
BOOT POLISH CHERRY/KIWI 50ML	EACH	100.00	80.00	100.00	85.00	100.00	105.00
ROBIN BLUE (35 GRAMS)	PKT.	35.00	25.00	30.00	50.00	25.00	25.00
TISSU PAPER PERFUMED 100 PCS.	PKT	100.00	100.00	97.50	118.75	110.00	110.00
TOILET PAPER ROLL (R.PETEL)	P/ROLL	40.00	40.00	40.00	37.50	40.00	40.00
BOOT POLISH LIQUID CHEERY BLOSSOM KIWI 75 ML	BOTTLE	120.00	120.00	120.00	110.00	110.00	140.00
MATCH BOX SMALL	EACH	1.00	2.00	2.00	2.00	2.50	1.50
DRY CELL 1.5 VOLT(LOCAL)	EACH	15.00	15.00	15.00	25.00	30.00	24.50
HAND STITCHING NEEDLE M.SIZE	PACKET	5.00	8.00	8.00	6.00	12.00	5.00
SEWING MACHINE NEEDLE (SINGER)	EACH	5.00	6.00	6.00	5.00	8.00	5.00
HOUSEHOLD SERVANT FEMALE P/T	P/MNTH	1350.00	4000.00	4000.00	1500.00	3500.00	900.00
MARRIAGE HALL WITH FURNITURE	P/HEAD	80.00	50.00	50.00	50.00	50.00	50.00
SEPTRAN TABLETS	10TAB.	16.00	15.00	15.00	16.00	15.00	16.00
BRUFEN TABS 200-MG.	10TAB.	10.00	10.00	10.00	10.00	10.00	10.00
PANADOL TAB. EXTRA/PLAIN	10TAB.	12.00	12.00	12.00	10.00	12.00	12.00
DISPRIN TAB.	10TAB.	12.00	12.00	12.00	10.00	13.00	12.70
TRISIL TAB.	10 TAB	10.00	10.00	10.00	10.00	10.00	10.00
FLAGYL TAB. 200 MG.	10TAB.	10.00	10.00	10.00	10.00	10.00	10.00
VENTOLIN TAB. 2MG.	10TAB.	10.00	10.00	10.00	10.00	10.00	10.00
DAONIL TAB. 5 MG.	10TAB.	17.00	17.00	17.00	17.00	17.00	17.00
ENTOX TAB.	10TAB.	10.00	10.00	10.00	10.00	10.00	10.00
RENITEC TAB. 5 MG.	10TAB.	59.00	58.00	58.00	58.00	59.00	58.50
CAC. 1000 TAB	BOTTLE	122.00	122.00	122.00	122.00	122.00	122.00
AMOXIL CAPSOLE 250 MG.S	10CAP.	36.00	36.00	36.00	36.00	36.00	35.70
CALCIUM SYRUP SANDOZ	BOTTLE	65.00	65.00	65.00	64.00	64.00	64.00

Contd.

7.11 Intercity Consumer Prices
April, 2016

Description	Unit	Quetta	Turbat	Gawadar	Loralai	Khuzdar	D.M. Jamali
LEDERPLEX SYRUP	BOTTLE	35.00	35.00	35.00	35.00	35.00	35.00
SANCOS SYRUP (50 ML.)	BOTTLE	30.00	30.00	30.00	30.00	30.00	30.00
PHENERGAN SYRUP 120 ML.	BOTTLE	33.00	33.00	33.00	33.00	33.00	33.00
CALPOL SYRUP 60 ML.	BOTTLE	28.00	28.00	28.00	28.00	28.00	28.00
HYDRYLLIN SYRUP 120 ML.	BOTTLE	65.00	65.00	65.00	65.00	65.00	65.00
POLYFAX EYE OINTMENT	TUBE	21.00	22.33	23.00	21.00	21.00	21.50
BETNESOL EYE DROPS	BOTTLE	34.00	34.45	33.89	33.89	33.89	33.89
EAR DROPS (CARDISPORINE) ***	BOTTLE	21.00	21.00	21.00	21.00	21.00	21.00
BETNOVATE-N OINTMENT 5 GMS	TUBE	16.00	16.00	16.00	16.00	16.00	16.00
BURNOL CREAM 30 GRM	TUBE	16.00	16.00	16.00	16.00	16.00	16.00
VICKS VAPORUB/BALM	BOTTLE	36.00	36.00	37.00	36.00	36.00	36.00
GLYCRINE SMALL BOTTLE	BOTTLE	45.00	25.00	25.00	36.00	25.00	15.00
JOUHAR JOSHANDA	PKT.	8.00	7.00	7.00	8.00	7.00	8.00
GALXOS-D (450 GRMS)	PKT.	151.88	140.00	145.00	151.88	140.00	157.50
GRIPE-WATER WOODWARDS	BOTTLE	50.00	55.00	55.00	55.00	55.00	55.00
SANIPLAST ONE PUTTY	EACH	1.50	3.00	3.00	2.00	2.00	1.45
O.R.S. (NIMCOL)	PKT.	15.00	17.00	17.00	15.00	15.00	15.00
DETTOL (MEDIUM)	BOTTLE	46.80	46.80	46.80	46.80	46.80	46.80
COTTON BANDAGE 2" - 4"	EACH	10.00	20.00	20.00	13.00	12.00	10.00
THERMOMETER CHINA	EACH	35.00	50.00	50.00	35.00	50.00	40.00
DOCTOR (MBBS) CLINIC FEE	P/PAT.	200.00	350.00	400.00	200.00	200.00	90.00
URINE TEST (DR) CHARGES	P/TEST	80.00	300.00	300.00	100.00	100.00	85.00
BLOOD TEST (CP) CHARGES	P/TEST	200.00	350.00	350.00	200.00	125.00	225.00
SUGAR TEST (RANDOM/FASTING BOTH) CHARGES	P/TEST	175.00	300.00	300.00	150.00	150.00	200.00
ECG CHARGES	P/TEST	175.00	400.00	400.00	200.00	300.00	150.00
X-RAY (CHEST) CHARGES	P/X-RAY	300.00	500.00	550.00	250.00	230.00	350.00
CAR SUZUKI 800 CC (W/O. A/C)	EACH	0.00	0.00	0.00	0.00	0.00	0.00
CAR SUZUKI 1000 CC	EACH	1044000.00	0.00	0.00	0.00	0.00	0.00
CAR TOYOTA 1300 CC	EACH	1568000.00	0.00	0.00	0.00	0.00	0.00
CAR HONDA CIVIC	EACH	2053000.00	0.00	0.00	0.00	0.00	0.00
MOTORCYCLE HONDA CD-70.	EACH	63500.00	68000.00	67000.00	63500.00	0.00	63500.00
MOTORCYCLE YAMAHA 100CC.	EACH	80600.00	81000.00	81750.00	81000.00	0.00	0.00
MOTOR CYCLE HERO 70 CC	EACH	44000.00	50000.00	0.00	50000.00	0.00	0.00
BICYCLE WITH TYRES & TUBES	EACH	7062.50	6000.00	6750.00	7000.00	0.00	7000.00
TYRE CAR WITH TUBE GENERAL	EACH	3250.00	4000.00	4000.00	3300.00	4000.00	3300.00
TYRE MOTOR CYCLE WITHOUT TUBE	EACH	1050.00	1350.00	1400.00	1100.00	1300.00	1100.00
TYRE CYCLE SPECIFY BRAND NAME	EACH	350.00	300.00	400.00	300.00	500.00	475.00
TYRE CAR W/O TUBE	EACH	2950.00	3500.00	3500.00	2000.00	4600.00	2800.00
PETROL SUPER	LITRE	64.21	64.21	64.21	64.21	64.21	64.21
HIGH SPEED DIESEL HSD	LITRE	72.46	72.46	72.46	72.46	72.46	72.46
CNG	K.G.	75.82	0.00	0.00	0.00	0.00	75.82
GAS CYLINDER STAND. SIZE	EACH	1125.00	880.00	990.00	1190.00	900.00	1700.00
MOTOR CYCLE SERVICE CHARGES	EACH	275.00	200.00	250.00	200.00	400.00	200.00
CAR SERVICE CHARGES	EACH	450.00	350.00	500.00	375.00	500.00	300.00
TYRE PUNCTURE CHARGES	EACH	45.00	90.00	85.00	50.00	80.00	65.00
CYCLE OVERHAULING CHARGES	EACH	190.00	150.00	275.00	190.00	300.00	100.00
CAR TAX FOR 800CC TO 1300CC	YEARLY	400.00	400.00	400.00	400.00	400.00	400.00
TRAIN FARE ECO. 1-100 KM.	P/KM.	0.68	0.68	0.68	0.00	0.00	0.68
TRAIN FARE ECO. 101-500 KM.	P/KM.	0.98	0.00	0.98	0.00	0.00	0.98
TRAIN FARE ECO. > 500 KM.	P/KM.	0.89	0.89	0.89	0.00	0.00	0.89
TRAIN FARE IST SLP. 1-100KM	P/KM.	2.10	2.10	2.10	0.00	0.00	2.10
TRAIN FARE IST SLP.101-500 KM	P/KM.	2.59	2.59	2.59	0.00	0.00	2.59
TRAIN FARE IST SLP. > 500 KM	P/KM.	1.99	1.99	1.99	0.00	0.00	1.99
TRAIN FARE A/C SLP. 1-100KM.	P/KM	5.76	5.76	5.76	0.00	0.00	5.76
TRAIN FARE A/C SLP.101-500KM	P/KM.	4.59	4.59	4.59	0.00	0.00	4.59
TRAIN FARE A/C SLP > 500KM.	P/KM	4.16	4.16	4.16	0.00	0.00	4.16
PLATEFORM TICKET	EACH	10.00	5.00	10.00	0.00	0.00	10.00
AUTO RICKSHAW FARES	KM/MIN	65.00	40.00	55.00	50.00	65.00	50.00
FULL TONGA CHARGES	KM/MIN	80.00	0.00	0.00	50.00	0.00	0.00
TAXI 4 SEATER FARE	KM/MIN	60.00	50.00	60.00	60.00	60.00	60.00
BUS FARE MIN (WITHIN CITY)	TICKET	20.00	0.00	0.00	0.00	0.00	0.00
BUS FARE MAX (WITHIN CIT	TICKET	18.00	0.00	0.00	0.00	0.00	0.00

Contd.

7.11 Intercity Consumer Prices
April, 2016

Description	Unit	Quetta	Turbat	Gawadar	Loralai	Khuzdar	D.M. Jamali
BUS FARE OUTSIDE CITY	P/KM.	0.90	0.90	0.90	0.90	0.90	0.90
A/C BUS FARE OUTSIDE CITY	P/KM.	1.32	1.32	1.32	1.32	1.32	1.32
MINIBUS FARE MIN.WITH IN CITY	TICKET	20.00	0.00	35.00	0.00	0.00	0.00
MINIBUS FARE MAX.WITH IN CITY	TICKET	20.00	0.00	0.00	0.00	0.00	0.00
SUZUKI FARE MIN.WITH IN CITY	TICKET	0.00	10.00	10.00	0.00	15.00	0.00
SUZUKI FARE MAXIMUM W.IN CITY	TICKET	0.00	30.00	40.00	0.00	30.00	0.00
AIR FARE ECONOMY CLASS.	P/KM.	19.26	19.26	19.26	0.00	19.26	0.00
POSTAL ENVELOPE DOMESTIC	EACH	8.00	8.00	8.00	8.00	8.00	8.00
ENVELOPE FOR SAUDI ARABIA	EACH	50.00	50.00	50.00	45.00	50.00	45.00
POSTAL REGISTRATION CHARGES	EACH	28.00	38.00	38.00	38.00	28.00	38.00
U.M.S. REG CHARGES MIN.	EACH	59.00	59.00	59.00	59.00	59.00	59.00
T.C.S. CH. MIN.WITH IN ZONE	EACH	110.00	150.00	150.00	150.00	150.00	150.00
TELEPHONE CHARGES LOCAL CALL	P/CALL	3.94	3.94	3.94	3.94	3.94	3.94
TEL CHARGES OUT SIDE CITY	P/CALL	3.94	3.94	3.94	3.94	3.94	3.94
INTERNET CHARGES	P/HOUR	25.00	30.00	30.00	38.75	20.00	30.00
MOBILE CELL CHARGES	P/UNIT	3.00	3.00	3.00	3.00	4.00	3.00
FAX CHARGES (LOCAL)	P/PAGE	15.00	25.00	25.00	20.00	20.00	15.00
TELEPHONE SET AV. QLTY	EACH	575.00	850.00	800.00	675.00	800.00	850.00
MOBILE SET NOKIA/SONY/ERICSON/SAMSUNG WITHOUT CAMERA	EACH	3000.00	2100.00	2400.00	2750.00	3000.00	3750.00
T.V. 20" COLORED WEGA H-A21.	EACH	18000.00	10500.00	3500.00	18000.00	17500.00	20000.00
T.V 20" COLOR CHINA/KORIA)	EACH	13000.00	7000.00	8000.00	12000.00	8500.00	16500.00
V.C.P. PANASONIC/LG/NAT	EACH	6900.00	4500.00	0.00	6000.00	0.00	6500.00
DVD/VCD PLAYER PANASONIC/LG	EACH	5200.00	3000.00	0.00	4800.00	3000.00	4750.00
RADIO WITH C.PLAYER NATIONAL	EACH	1925.00	1600.00	2375.00	2000.00	1900.00	1650.00
PERSONNEL COMPUTER (BRANDED)	EACH	42000.00	28000.00	28000.00	28000.00	28000.00	28000.00
VID. CASSETTE BLK. TDK/SONY	EACH	155.00	150.00	150.00	150.00	0.00	0.00
COM. C.D. (TDK/IMATION)	EACH	72.50	60.00	35.00	70.00	50.00	60.00
TAPE RECORDER CASSETTE BLANK	EACH	40.00	35.00	50.00	35.00	45.00	30.00
VIDEO GAME SEGA 16 BYTE	EACH	1150.00	900.00	900.00	1250.00	1000.00	0.00
CINEMA A/C. HIGH CLASS	TICKET	0.00	0.00	0.00	0.00	0.00	0.00
CINEMA NON-A/C HIGH CLASS	TICKET	150.00	0.00	0.00	20.00	0.00	0.00
CABLE CHARGES	PER MONT	400.00	350.00	300.00	300.00	300.00	300.00
TV.LICENCE FEE DOMESTIC	YEARLY	420.00	420.00	420.00	420.00	420.00	420.00
ENGLISH BOOK CLASS V1	EACH	59.00	59.00	59.00	59.00	59.00	59.00
ENGLISH BOOK CLASS IX OR X	EACH	56.00	56.00	56.00	56.00	56.00	56.00
ENG. BOOK IST.YR COMPLETE SET	EACH	65.00	65.00	65.00	65.00	65.00	65.00
ENGLISH BOOK BA/B.SC	EACH	175.00	175.00	175.00	175.00	175.00	175.00
URDU BOOK CLASS V (T.B.BORD)	EACH	75.00	75.00	75.00	75.00	75.00	75.00
URDU BOOK CLASS IX/X(T.B.B)	EACH	63.50	63.50	63.50	63.50	63.50	63.50
URDU BOOK IST.YEAR/INTER	EACH	85.00	85.00	85.00	85.00	85.00	85.00
URDU BOOK BA/B.SC	EACH	175.00	175.00	175.00	175.00	175.00	175.00
MATHS BOOK CALSS V (T.B.B)	EACH	90.00	90.00	90.00	90.00	90.00	90.00
MATHS BOOK CLASS IX OR X	EACH	130.50	130.50	130.50	130.50	130.50	130.50
MATHS BOOK IST.YEAR (T.B.B)	EACH	138.00	138.00	138.00	138.00	138.00	138.00
PAKISTAN STUDIES BOOK BA/B.SC	EACH	300.00	300.00	300.00	300.00	300.00	300.00
DAILY "DAWN"	P/COPY	19.00	19.00	19.00	19.00	19.00	19.00
DAILY "JANG"	P/COPY	12.00	12.00	12.00	12.00	12.00	12.00
DAILY "NAWA-E-WAQT"	P/COPY	12.00	12.00	12.00	12.00	12.00	12.00
WEEKLY "AKHBAR-E-JAHAN"	P/COPY	55.00	55.00	55.00	55.00	55.00	55.00
WEEKLY "MAG"	P/COPY	45.00	45.00	45.00	45.00	45.00	45.00
MONTHLY "NAUNEHAL DIGEST"	P/COPY	35.00	35.00	35.00	35.00	35.00	35.00
PAPER FOOLSCAPE (27"x17")	QUIRE	27.50	25.00	27.00	35.00	60.00	35.00
EXERCISE.BOOK LINED 80/100 PGS	EACH	37.50	40.00	40.00	60.00	60.00	27.50
PENCILGOLDFISH/DEER	EACH	5.00	5.00	6.00	7.00	10.00	5.00
PEN INK DOLLOR 57 ML BOTTLE	EACH	20.00	20.00	20.00	20.00	20.00	20.00
PHOTOSTATE PAPER 70 GM	PRT	355.00	530.00	550.00	400.00	440.00	350.00
BALL PEN (local)	EACH	5.00	8.00	7.00	5.00	10.00	5.00
FOUNTAIN PEN HERO/WINGS/CHINA	EACH	35.00	40.00	50.00	50.00	45.00	37.50
PRIVATE SCHOOL FEE ENGLISH MEDIUM AVERAGE STANDARD (CLASS I)	PER MONTH	750.00	725.00	800.00	600.00	350.00	475.00
PRIVATE SCHOOL FEE ENGLISH MEDIUM AVERAGE STANDARD (CLASS V)	PER MONTH	1150.00	900.00	900.00	750.00	560.00	550.00
PRIVATE SCHOOL FEE ENGLISH MEDIUM AVERAGE STANDARD (CLASS VI	PER MONTH	1200.00	1150.00	1150.00	1000.00	675.00	700.00
PRIVATE SCHOOL FEE ENGLISH MEDIUM AVERAGE STANDARD (CLASS X)	PER MONTH	1400.00	1400.00	1350.00	1200.00	635.00	950.00

Contd.

7.11 Intercity Consumer Prices
April, 2016

Description	Unit	Quetta	Turbat	Gawadar	Loralai	Khuzdar	D.M. Jamali
PRIVATE MEDICLE COLLEGE FEE MBBS (IST YEAR)	PER MONTH	0.00	0.00	0.00	0.00	0.00	0.00
PRIVATE ENGINEERING COLLEGE FEE (ISTR YEAR)	PER MONTH	5700.00	0.00	0.00	0.00	117.00	0.00
GOVT. COLLEGE FEE IST. YEAR	MONTH	60.00	7.50	7.50	7.50	7.50	7.00
GOVT. COLLEGE FEE 4TH. YEAR	MONTH	80.00	9.00	9.00	9.00	9.00	9.00
GOVT. UNIVERSITY FEE MSC.	MONTH	350.00	350.00	350.00	350.00	350.00	350.00
GOVT. MED. COLLEGE FEE MBBS	MONTH	950.00	0.00	950.00	0.00	0.00	950.00
GOVT. ENGG. COLL. FEE I YEAR	MONTH	850.00	0.00	3850.00	0.00	850.00	850.00
COACHING FEE FOR CLASS IX/X	PER MONTH	500.00	1200.00	1500.00	600.00	600.00	1000.00
COACHING CHARGES FOR CLASS IST YEAR/INTER (SCIENCE)	PER MONTH	1000.00	0.00	1500.00	0.00	0.00	1500.00
COACHING CHARGES FOR CLASS IST YEAR/INTER (COMMERCE)	PER MONTH	1000.00	0.00	1500.00	0.00	0.00	1500.00
I.T. TUITION FEES	PER MONTH	1800.00	0.00	920.00	0.00	0.00	0.00
MBA TUITION FEES	PER MONTH	0.00	0.00	0.00	0.00	0.00	0.00
BREAD TANDOORI ST. SIZE	EACH	10.00	10.00	10.00	10.00	20.00	10.00
COOKED MUTTON (AV. HOTEL)	PLATE	160.00	130.00	160.00	200.00	230.00	115.00
COOKED BEEF (AV. HOTEL)	PLATE	90.00	90.00	130.00	120.00	180.00	80.00
COOKED DAL (AV. HOTEL)	PLATE	65.00	70.00	85.00	50.00	80.00	40.00
CHICKEN BIRYANI FULL/DOUBLE	PLATE	150.00	150.00	145.00	100.00	80.00	90.00
TEA PREPARED (ORDINARY)	CUP	21.00	20.00	20.00	20.00	20.00	20.00
HAIRCUT CHARGES FOR MEN	P/CUT	100.00	100.00	100.00	60.00	80.00	55.00
BEAUTY PORL HAIR STYL CHARGE	P/STY.	350.00	300.00	350.00	250.00	250.00	225.00
SHAVING CHARGES	PER SHV	60.00	40.00	50.00	40.00	40.00	35.00
LIPSTICK S.MISS/MEDORA	EACH	120.00	90.00	100.00	90.00	100.00	105.00
NAIL POLISH S.MISS/MEDORA	EACH	95.00	80.00	80.00	80.00	100.00	80.00
PERFUME MED.SIZE MEDORA/BROACH	EACH	100.00	100.00	100.00	100.00	200.00	180.00
HAIR-OIL AMLA/CHAMBELI	BOTTLE	100.00	90.00	80.00	100.00	100.00	120.00
TOILET SOAP LUX 95 GRAMS	EACH	43.00	35.00	50.00	46.00	40.00	42.00
TOILET SOAP LIFEBOUY 140 GRM	EACH	36.00	36.00	36.00	36.00	36.00	36.00
TOILET SOAP SAFEGUARD BATH SIZE	EACH	50.00	50.00	49.00	48.00	50.00	46.00
TOOTHPASTE MACKLINES 70 GRM	EACH	50.00	50.00	50.00	50.00	50.00	50.00
TOOTHPAST MED SIZE CLGATE 70 GMS	EACH	60.00	56.00	56.00	56.00	56.00	65.00
TOOTHBRUSH SHEILD A/PLAUQUE	EACH	50.00	50.00	50.00	40.00	50.00	47.50
TOOTHPOWDER DENTONIC 90 GRM	EACH	25.00	25.00	25.00	25.00	25.00	30.00
HAIR-COLOUR BEGIN (6 GMS)	EACH	95.00	90.00	90.00	95.00	100.00	105.00
HAIR COLOUR (KALAKOLA)	BOTTLE	120.00	120.00	120.00	120.00	120.00	130.00
FACECREAM PONDS (MEDIUM)	EACH	120.00	100.00	100.00	120.00	170.00	120.00
TALC POWDER VICE ROAY,B.CAT	EACH	135.00	130.00	120.00	120.00	170.00	130.00
BLADE TREET ORDINARY 10'S	PKT.	30.00	30.00	30.00	40.00	50.00	30.00
BLADE 7-O-CLOCK STAIN. 5'S	PKT.	45.00	35.00	35.00	35.00	60.00	30.00
SHAMPOO SUNSILK/PAINTIN 100 ML	BOTTLE	110.00	115.00	110.00	100.00	122.50	100.00
BEAUTY CREAM (FAIR & LOVELY)	EACH	185.00	85.00	115.00	100.00	130.00	185.00
HAIR REMOVING CREAM (EU-CREAM)	TUBE	65.00	60.00	70.00	80.00	55.00	60.00
GEL MEDIUM SIZE	BOTTLE	80.00	60.00	60.00	120.00	180.00	120.00
DISPOSABLE RAZOR GILLET-II	EACH	45.00	45.00	47.50	45.00	50.00	40.00
SHAVING CREAM TOUCH-ME/ADM.	EACH	60.00	50.00	60.00	60.00	70.00	60.00
GOLD TEZABI 24 CT	10 GM.	42100.00	45000.00	43500.00	48000.00	41500.00	42500.00
SILVER TEZABI 24 CT	10 GM.	580.00	1000.00	1100.00	0.00	560.00	600.00
ARTIFICIAL JEWELLARY SET	SET	480.00	500.00	525.00	400.00	450.00	500.00
WRIST WATCH GENTS CITIZEN (ORIGINAL) ***	EACH	2550.00	2550.00	2500.00	2550.00	2500.00	2500.00
WRIST WATCH LADIES CITIZEN (ORIGINAL) ***	EACH	2550.00	2500.00	2500.00	2500.00	2500.00	2500.00
WALL CLOCK QUARTZ AV.QLTY	EACH	475.00	450.00	325.00	500.00	600.00	500.00
SUITCASE REXIN (24"x16"x6")	EACH	1500.00	1000.00	1075.00	1000.00	2200.00	1000.00
TRUNK MEDIUM SIZE ***	EACH	675.00	650.00	3000.00	600.00	2200.00	1200.00
PURSE LADIES (LEATHER) AVERAGE QUALITY	EACH	400.00	350.00	1500.00	275.00	450.00	325.00

7.11 Inter-city Consumer Prices
April, 2016

Value in Rupees

Description	Unit	Average	% Change
WHEAT	10 KG.	338.47	-4.31
WHEAT FLOUR FINE/SUPERIOR.	KG.	44.64	-1.28
WHEAT FLOUR AVG. QLTY	KG.	39.26	-1.31
WHEAT FLOUR BAG	10 KG.	385.22	-1.74
MAIDA	KG.	52.55	1.57
SUJI	KG.	54.09	0.88
BESAN AV. QLTY.	KG.	125.25	2.95
RICE BASMATI SUP. QLTY.	KG.	113.45	-0.95
RICE BASMATI 385/386	KG.	73.54	-2.08
RICE BASMATI BROKEN AV.QLTY	KG.	58.77	-0.42
RICE IRRI-6 (SINDH/PUNJAB)	KG.	43.91	-0.84
VERMICELLI	KG.	80.31	-0.47
BREAD PLAIN MEDIUM SIZE	EACH	40.68	0.00
RUSK (PAPAY)	KG.	190.59	-0.07
BISCUITS-PACKED	PKT	35.16	0.00
BISCUIT-BAKERY (LOOSE)	250 GM	77.02	-0.04
CORNFLAKS FAUJI 225 GM.	PKT	178.95	0.69
SAMOSA (VEGATABLE)	EACH	12.74	0.00
PASTRY AV.QLTY.	EACH	25.36	0.00
PATTIES (VEGATABLES)	EACH	21.53	1.51
NIMCO	250 GM	68.76	0.28
CHIPS	250 GM	74.93	0.00
BEEF WITH BONE AV.QLTY.	KG	305.42	-0.13
MUTTON AV.QLTY.	KG	606.15	0.44
CHICKEN FARM BROILER (LIVE)	KG	187.95	30.75
FISH-RAHU MEDIUM SIZE	KG	289.67	1.88
MILK FRESH (UNBOILED)	LTR.	77.88	0.33
CURD	KG.	90.88	0.14
MILK TETRA PACK 1/2 LTR.	PKT.	59.28	0.00
LACTOGEN 400 GRAMS	PKT.	431.53	-0.09
POWDER MILK NIDO 400GM.	PKT	378.10	0.07
MILK POWDER LOOSE/PACKED	KG.	499.15	-0.37
BUTTER LOCAL PACKED	50 GM.	29.84	-1.03
EGGS FARM	DOZ	77.92	-6.58
MUSTARD OIL AV.QLTY.	KG.	179.64	-1.71
COOKING OIL (DALDA)	2.5LTR	453.01	-0.49
COOKING OIL (PAKWAN) OTHER BRAND SPECIFY	2.5 LTR	398.46	0.09
VEGETABLE GHEE TIN	2.5KG.	445.92	-0.08
VEGETABLE GHEE (LOOSE)	KG.	142.98	1.38
DATES AV.QLTY.	KG.	173.17	0.02
PISTACHIO AV.QLTY.	50 GM.	106.71	-0.17
ALMONDS WHOLE AV.QLTY.	KG.	675.82	2.06
COCONUT DRY AV.QLTY.	KG.	283.29	2.38
RAISINS AV.QLTY.	50 GM.	22.57	0.94
GROUNDNUTS (WITH SHELL)	KG.	184.00	-1.47
MALTA/MOSAMBI	DOZ	149.03	9.42
KINNU	DOZ	162.22	51.65
APPLE	KG	119.16	9.04
ALOO BUKHARA	KG	200.00	
POMEGRANATE (ANNAR)	KG	0.00	-100.00
GRAPES	KG	0.00	
BANANAS	DOZ	75.00	8.24
MANGO KALMI	KG	100.00	
GUAVA	KG	80.66	8.30
WATERMELON (TURBOOZ)	KG	38.79	
MUSKMELON (KHARBOOZA)	KG	50.42	
SWEETMELON (GARMA)	KG	0.00	
PULSE MASOOR (WHOLE)	KG.	133.88	0.95
PULSE MASOOR (WASHED)	KG.	144.59	0.93
PULSE MOONG (WASHED)	KG.	157.72	0.77
PULSE MASH (WASHED)	KG.	252.72	3.65
PULSE GRAM	KG.	124.12	3.58
GRAM WHOLE BLACK AV QLTY.	KG.	114.03	2.34

Contd.

7.11 Inter-city Consumer Prices
April, 2016

Value in Rupees

Description	Unit	Average	% Change
GRAM WHOLE YELLOW AV.QLTY	KG.	136.44	8.79
BEANS (LAL LOBIA)	KG.	139.46	0.77
POTATOES	KG	18.20	-0.60
ONION	KG	38.04	-5.72
TURNIP	KG	0.00	-100.00
RADISH	KG	0.00	-100.00
TOMATOES	KG	45.27	60.42
CABBAGE	KG	30.82	6.75
CAULIFLOWER	KG	41.87	37.82
BRINJAL	KG	0.00	
PUMPKIN	KG	0.00	
BOTTLEGOURD	KG	41.88	
LADY FINGER	KG	0.00	
PEAS	KG	81.05	46.64
SPINACH	KG	0.00	-100.00
TINDA	KG	71.67	
TURAI	KG	0.00	
KARAILA	KG	0.00	
ARVI	KG	0.00	
CHILLIES GREEN	KG	71.86	-18.61
CARROT	KG	40.30	51.39
COCUMBER (KHEERA)	KG	30.59	-17.17
LEMON	250GM	37.29	27.27
SUGAR REFINED	KG.	63.57	1.68
GUR AV.QLTY	KG.	83.54	-1.02
HONEY LANGANESE 500 GM.	BOTTLE	793.63	0.21
MILO 200 GM.	BOTTLE	209.13	1.07
CUSTARD POWDER RAFHAN 300 GM.	PKT	78.67	0.00
TOFFEE (HILAL)	EACH	1.38	0.00
CHOWKELATE CANDY (SMALL SIZE)	EACH	5.03	0.00
SWEETMEAT (MIXED)	KG	312.69	0.00
ICE CREAM WALLS	CUP.	40.28	0.62
ICE	KG	11.18	1.73
JAM AHMED/MITCHELLES	BOTTLE	136.31	1.65
SQUASH-MITCHELLES	BOTTLE	154.77	0.65
ROOH AFZA	BOTTLE	156.63	1.83
JAM-E-SHIREEN	BOTTLE	163.47	1.96
SAUNF	50 GM	17.75	0.00
CINAMON LOOSE AV. QLTY	50 GM.	25.78	0.00
CUMINSEED WHITE NATIONAL	50 GM.	52.71	1.42
PEPPER BLACK NATIONAL	50 GM.	97.12	0.13
CLOVES LOOSE AV.QLTY	50 GM.	91.97	-0.63
CARDAMOM LARGE LOOSE AV.QLTY	50 GM.	145.78	1.82
CARDAMOM SMALL AV.QLTY	50 GM.	104.47	0.34
SALT-POWDERED (LAHORI) LOOSE	KG.	10.39	0.97
SALT POWDERED (NATIONAL/SHAN)	PKT	24.58	0.00
CHILLIES POWD.NATIONAL 200GM	PKT	105.00	0.00
CHILLIES POWDER LOOS	KG.	280.28	0.20
CORRIANDER SEED POWD.NATIONAL	PKT	101.97	2.63
CORRIANDER SEED (LOOSE)	KG.	255.17	1.04
TURMERIC POWD.NATIONAL 50GM	PKT.	35.20	0.00
CURRY POWD. NATIONAL 200 GM	PKT.	86.56	0.03
TOMATO KETCHUP AHMED/MITCHL	BOTTLE	93.50	0.13
PICKLES AHMED/MITCHELLES	BOTTLE	108.04	0.35
VINEGAR SYNTHETIC (SIRKA)	BOTTLE	74.80	0.00
GARLIC	KG	228.70	-13.78
GINGER	KG	147.83	1.91
TAPAL DANEDAR TEA 200GM PACKET	PKT	159.32	-1.47
TEA LIPTON YELLOW LABEL 200GM.	PKT.	160.05	-2.54
TEA LOOSE KENYA AV.QLTY 250GM.	PKT.	149.77	-0.97
COFFEE-NESCAFE 75 GM. **	BOTTLE	325.83	0.40
COLD DRINK (STANDARD SIZ)	BOTTLE	24.97	0.73
FRUIT JUICE TETRA PACK	PKT.	18.76	0.00

Contd.

7.11 Inter-city Consumer Prices
April, 2016

Value in Rupees

Description	Unit	Average	% Change
MINERAL WATER NESTLE 1.5 LTR	BOTTLE	48.83	0.35
ALCOHOLIC BEVERAGES & TOBACCO			
CIGARETTES K-2 10'S **	PKT	58.58	1.90
CIGARETTES CAPSTAN 10'S **	PKT	65.81	1.15
CIGARETTES GOLD LEAF 20'S	PKT	123.58	-0.04
CIGARETTES MORVEN GOLD 20'S	PKT	66.35	2.98
BETEL LEAVES	50GM.	72.64	0.75
BETEL NUTS	KG.	359.02	0.82
CLOTHING & FOOTWEAR			
LONG CLOTH 57" GUL AHMED/AL-KARAM	METER	224.72	3.47
SHIRTING AV.QLTY.	METER	176.92	0.50
PANT CLOTH W & WEAR AV.QLTY	METER	396.91	1.34
LAWN PRINTED GUL AHMED/AL-KARAM	METER	287.13	2.13
GEORGETTE AV.QLTY	METER	139.52	-0.09
LINEN AV.QLTY ***	METER	155.79	-0.28
HEAVY WT SUITING LAWERNCPUR AVG QLTY	METER	1319.46	-0.02
HEAVY WT SUITING LAWERNCPUR SUP QLTY	METER	1764.45	-0.15
TROPICAL SUITING LAW.PUR	METER	1121.65	0.00
PANT BOY 24"/26" LENGTH.	EACH	513.72	1.12
SHIRT BOY 24"/26" LENGTH	EACH	406.09	1.18
SCHOOL UNI. PANT,SHIRT BOYS	SUIT	712.33	2.89
SCHOOL UNI. KAMEEZ,SHAL.BOYS	SUIT	665.65	0.57
SCHOOL UNI. KAMEEZ,SHAL.GIRL	SUIT	695.62	1.15
FROCK W/WEAR GIRLS	EACH	1047.50	1.39
AWAMI-SUIT W & W(BOY) 24"/26	SUIT	993.39	-1.03
AWAMI-SUIT W&W (GENTS)AV.QLTY	SUIT	1327.16	0.38
PULLOVER GENTS OXFORD/BON.	EACH	2803.81	-0.04
PULLOVER LADIES OXFORD/BON.	EACH	2698.13	0.05
PULLOVER (GENTS) OTHERS A.QTY	EACH	977.11	-0.28
SECOND-HAND COAT FOR MEN	EACH	428.72	0.00
SECONDHAND SWEETER FOR MEN DUP QLTY	EACH	318.66	0.00
SECONDHAND WINTER JACKET	EACH	416.84	0.00
UNDERWEAR AV.QLTY MEDIUM SIZE	EACH	130.93	-0.38
VEST FOR MEN AV.QLTY.	EACH	135.84	0.18
VEST/SHAMEEZ (WOMEN) AVG. QLTY	EACH	157.60	0.04
SOCKS NYLON (PAKISTANI)	PAIR	88.17	-0.43
BRASSIER AV.QLTY.	EACH	156.61	1.37
BRASSIER SUP QLTY	EACH	362.60	0.38
DOPATTA GEORGETTE AV.QLTY.	EACH	292.78	-0.58
DOPATTA COTTON AV GLTY	EACH	234.23	-0.68
CHADDAR (W/WEAR) (2x2.5 MTR)	EACH	451.73	0.00
LUNGI/DHOTI(COTTON) AVG. QLTY	EACH	305.27	-0.67
HANDKERCHIEF AVG. QLTY PAK	EACH	41.44	0.14
HANDKERCHIEF SUP. QLTY PAK	EACH	64.02	-0.19
GLOVES AV QLTY	PAIR	102.98	-1.24
AZARBAND COTTON AVG. QLTY	EACH	18.37	0.00
SEWING THREAD/REEL(ASLI PARI)	EACH	6.93	0.43
WASHING CHARGES PAINT & SHIRT	SUIT	98.98	0.00
DRY CLEANING SUIT COAT PANT	SUIT	323.93	0.10
WASHING CH. (KAMIZ-SHALWAR)	PAIR	70.33	0.01
TAILORING SHIRT	EACH	374.55	0.50
TAILORING CHARGES PANT (MEN)	EACH	630.60	0.20
TAILORING COAT-PANT SUIT	SUIT	3846.52	0.13
TAILORING AWAMI-SUIT (MALE)	SUIT	560.90	0.11
TAILORING SUIT FEMALE	SUIT	476.63	0.40
GENTS SHOES PAUL BATA	PAIR	1201.50	0.00
GENTS SANDAL BATA	PAIR	699.00	0.00
GENTS SPOUNG CHAPPAL BATA	PAIR	189.00	5.59
LADIES SANDAL BATA	PAIR	499.00	0.00
LADIES SPOUNG CHAPPAL BATA	PAIR	179.00	0.00
CHILD SHOE POWER LITE BATA	PAIR	599.00	0.00
GENTS SHOE, ART 1109 SERVICE	PAIR	999.00	0.00
NYLON JOGGER 27 SIZE 2-5 ***	PAIR	1299.00	0.00

Contd.

7.11 Inter-city Consumer Prices
April, 2016

Value in Rupees

Description	Unit	Average	% Change
CHINA FOOT WEAR AV. QLTY (MALE) *	PAIR	686.68	0.37
CHINA FOOT WEAR AV. QLTY (FEMALE) *	PAIR	526.65	0.00
CHINA FOOT WEAR AV. QLTY (CHILDREN) *	PAIR	436.73	-0.14
SHOE REPAIR HALF SOLE	PAIR	104.52	0.24
SHOES POLISH CHARGES AVERAGE SHOP	PAIR	19.33	0.00
HOUSING, WATER, ELECT,GAS & OTH FUEL			
HOUSE RENT (combined)	MONTH	6730.67	1.22
rent 2	pm	6730.67	0.73
RENT3	PM	6730.67	1.22
RENT4	PM	6730.67	1.22
RENT5	PM	6730.67	1.22
RENT6	PM	6730.67	1.22
SYNTHETIC ENEMAL ROBIALAC BALTI 3.64 LTR.	EACH	1882.91	0.00
SYNTHETIC ENEMAL ICI BALTI 3.64 LTR.	EACH	1960.70	0.53
CEMENT (LOCAL) SPECIFY BRAND NAME	BAG	509.97	0.03
BRICKS (NEW) IST CLASS	P/1000	6715.13	1.62
CEMENT BLOCKS (6"x8"x12")	P/100	2394.70	-2.43
BAJREE	100CFT	3924.54	1.72
SAND (BLACK PIT SAND)	K100CFT	2228.90	0.31
TIMBER SHESHAM LOG IST QUALITY	cubmt.	55635.36	-2.82
IRON BAR (M.S. BAR) 1/2"	P/TON	67223.80	9.74
CARPANTER WAGE RATE	P/DAY	832.51	0.10
MASON (RAJ) WAGE RATE	P/DAY	920.15	0.14
UNSKILLED LABOUR WAGE RATE	P/DAY	509.21	0.93
PLUMBER WAGE RSTE	P/DAY	859.82	0.16
ELECTICIAN WAGE RATE PER DAY **	P/DAY	796.17	0.00
ELECTICIAN WAGE RATE PER POINT **	P/PNT	121.67	2.15
WATER CHARGES PER HOUSE	P/MONTH	123.85	0.00
ELECT.CHARGES UPTO 50 UNITS	P/UNIT	2.00	0.00
ELECT.CHARGES 01 - 100 UNIT	P/UNIT	6.18	0.00
ELECT.CHARGES 101 - 300 UNIT	P/UNIT	9.50	0.00
ELECT.CHARGES 301 - 1000 UNIT	P/UNIT	16.39	0.00
ELECT.CHARGES ABOVE 1000 UNIT	P/UNIT	18.39	0.00
ELEC	PM	10.50	0.00
GAS CHRG upto 3.3719 MMBUT	MMBTU	128.70	0.00
GAS CHRG 3.3719 - 6.7438 MMBUT	MMBTU	257.40	0.00
GAS CHRG 6.7438 - 10.1157 MMBUT	MMBTU	257.40	0.00
GAS CHRG10.1157 - 13.4876 MMBUT	MMBTU	702.00	0.00
GAS	PM	702.00	0.00
GAS	PM	409.50	0.00
KEROSENE OIL	LTR	83.38	1.41
FIREWOOD WHOLE	40 KG.	527.69	-0.19
FURNISHING HOUSE HOLD EQUIPMENTS			
CHAIR SHESHAM WOOD WITH ARMS **	EACH	2013.25	0.31
CHAIR PLASTIC (CHAIRMAN) AVERAGE QUALITY	EACH	791.48	0.00
TABLE SHESHAM WOOD (4X2X5") ***	EACH	5637.72	-0.11
SOFASET WOODEN WITH FOAM SEAT **	SET	17077.87	-0.51
COT IRON (WITH NIWAR)AV.QLTY.	EACH	2216.21	-0.23
ALMIRAH (STEEL) 6'X3' 20 GUAGE	EACH	9679.82	0.13
DINNING TABLE 6 CHAIRS A.QLTY	SET	21021.75	0.42
SINGLE BED WITHOUT FOAM MED.	EACH	6160.45	1.65
MATRESS SINGLE(4"THICK)	EACH	4933.46	0.00
FARSHI DARI 12'X9' AV.QLTY	EACH	1309.05	0.02
DARI COTTON (6'x2 1/2') AV.QL	EACH	578.97	-1.85
CARPET PLAIN AV. QLTY	SQFT.	42.75	-1.86
QUILT (LIHAF) 3 KG. COTTON	EACH	919.98	-0.23
BLANKET (90" x 54")	EACH	3443.53	-0.02
BEDSHEET SINGLE BED SUP.QLTY	EACH	629.66	0.60
BED SHEET DOUBLE WITH TWO PILLOW COVERS SUP QLTY	SET	1242.03	0.00
TOWEL(3'x2') AV. QALTY	EACH	258.94	-0.10
CELING FAN 48" SUPER QLTY **	EACH	3064.58	0.17
PEDESTAL FAN 22" SUPER QLTY	EACH	4143.19	0.30
REFG. DAWLENCE 10 CFT. D.DOOR	EACH	31318.96	1.70

Contd.

7.11 Inter-city Consumer Prices
April, 2016

Value in Rupees

Description	Unit	Average	% Change
D-FREEZER WAVES 8 CFT.	EACH	30271.79	0.29
AIRCONDITIONER 1.5 TON PEL	EACH	42876.25	0.25
SPLIT AIR CONDITIONER 1.5 TON (SPECIFY BRAND NAME)	EACH	44992.75	-0.30
AIRCOOLER SUPER ASIA	EACH	11727.92	0.04
WASHING MACHINE SINGER	EACH	15461.58	0.07
SEWING MACHINE(SINGER)	EACH	6123.38	1.42
GIZER LARGE SIZE 30 GALLON CAPACITY SUP QLTY	EACH	18531.25	-0.43
GAS BURNER DOUBLE SPFY.BRAND	EACH	1834.41	2.17
ELECT. IRON PHILIPS MDL.1120	EACH	1882.08	4.48
ELECTRIC JUICER FOR APPLE	EACH	5257.92	-0.46
S.STEEL DEGHCHI MEDIUM SIZE ***	EACH	635.01	0.04
ALUMINIUM COOKING PAN (DEGCHI) MED SIZE	EACH	619.78	3.49
NON STICK COOKING PAN (DEGCHI) SUP. QLTY	EACH	903.09	-0.01
FRYING PAN STEEL AVG. QLTY MED. SIZE	EACH	391.74	0.16
TAWA IORN (MEDIUM SIZE) AVG. QLTY	EACH	313.85	0.40
S.STEEL PLATE A.QLTY.(M.SIZE)	EACH	75.72	0.00
TABLE SPOON S.STEEL SUP.QLTY.	DOZEN	397.22	1.24
WATER SET JUG+6 GLASSES (OMROC)	SET	522.52	0.81
TEA SET PAK. CHINAWARE 21 PCS.	SET	1799.13	0.07
DINNER SET PLASTIC 72 PIECES SUPERIOR QLTY	SET	5333.28	0.26
HOTPOT SET PLASTIC 3 PCS.	SET	1337.39	0.38
BUCKET(BALTI) PLASTIC MED.SIZ	EACH	339.65	0.00
LOTA PLASTIC (MED SIZE) AVERAGE QUALITY	EACH	56.06	0.00
PRESURE COOKER 4 LTR.	EACH	1441.07	0.36
WATER COOLER 9/10 LTR.PLASTIC ***	EACH	610.35	0.22
THERMOS STARVAC 1 LTR	EACH	490.11	0.00
BULB PHILIPS 100-WATTS	EACH	31.17	0.10
TUBE LIGHT PHILIPS 40 WATTS	EACH	104.38	0.00
ELECTRIC BLUBS "0" WATTE LOCAL	EACH	22.30	0.00
ELECTRIC BLUB ENERGY SAVER 14 WATTS	EACH	160.25	0.10
WASHING SOAP 250 GMS SPECIFY BRAND NAME	EACH	32.95	1.14
SURF EXCEL 400 GMS POLY BAG	EACH	117.36	-0.84
WASHING POWDER 1000 GRM	EACH	178.66	-1.80
WASHING POWDER (WHEEL/ BONUS) 100 GRAMS	EACH	95.66	0.73
CLEANSER POWDER VIM 1000 GM	PKT.	75.39	0.25
FINIS 500 ML	BOTTLE	197.22	2.37
PHNYLE TYPHONE/FINIS/CARRANITE 3 LITRES	BOTTLE	147.64	0.30
HARPIC	BOTTLE	144.99	0.12
BOOT POLISH CHERRY/KIWI 50ML	EACH	106.00	0.90
ROBIN BLUE (35 GRAMS)	PKT.	42.47	0.83
TISSU PAPER PERFUMED 100 PCS.	PKT	107.25	0.06
TOILET PAPER ROLL (R.PETEL)	P/ROLL	38.31	0.45
BOOT POLISH LIQUID CHEERY BLOSSOM KIWI 75 ML	BOTTLE	138.55	0.00
MATCH BOX SMALL	EACH	2.28	3.17
DRY CELL 1.5 VOLT(LOCAL)	EACH	23.76	0.68
HAND STITCHING NEEDLE M.SIZE	PACKET	7.88	1.29
SEWING MACHINE NEEDLE (SINGER)	EACH	6.20	0.00
HOUSEHOLD SERVANT FEMALE P/T	P/MNTH	1938.31	0.16
MARRIAGE HALL WITH FURNITURE	P/HEAD	112.98	0.00
HEALTH			
SEPTRAN TABLETS	10TAB.	15.70	0.45
BRUFEN TABS 200-MG.	10TAB.	9.71	0.83
PANADOL TAB. EXTRA/PLAIN	10TAB.	11.85	0.17
DISPRIN TAB.	10TAB.	11.90	0.00
TRISIL TAB.	10 TAB	10.00	0.00
FLAGYL TAB. 200 MG.	10TAB.	10.03	0.30
VENTOLIN TAB. 2MG.	10TAB.	9.97	0.00
DAONIL TAB. 5 MG.	10TAB.	16.96	0.00
ENTOX TAB.	10TAB.	10.00	0.00
RENITEC TAB. 5 MG.	10TAB.	58.36	0.09
CAC. 1000 TAB	BOTTLE	122.00	0.00
AMOXIL CAPSOLE 250 MG.S	10CAP.	35.65	0.00
CALCIUM SYRUP SANDOZ	BOTTLE	64.09	0.14

Contd.

7.11 Inter-city Consumer Prices
April, 2016

Value in Rupees

Description	Unit	Average	% Change
LEDERPLEX SYRUP	BOTTLE	35.00	0.00
SANCOS SYRUP (50 ML.)	BOTTLE	29.75	0.00
PHENERGAN SYRUP 120 ML.	BOTTLE	33.13	0.39
CALPOL SYRUP 60 ML.	BOTTLE	28.00	0.00
HYDRYLLIN SYRUP 120 ML.	BOTTLE	65.00	0.00
POLYFAX EYE OINTMENT	TUBE	21.11	0.00
BETNESOL EYE DROPS	BOTTLE	33.89	0.00
EAR DROPS (CARDISPORINE) ***	BOTTLE	21.00	0.00
BETNOVATE-N OINTMENT 5 GMS	TUBE	16.08	0.63
BURNOL CREAM 30 GRM	TUBE	16.00	0.00
VICKS VAPORUB/BALM	BOTTLE	36.03	0.00
GLYCRINE SMALL BOTTLE	BOTTLE	23.94	0.00
JOUHAR JOSHANDA	PKT.	7.83	1.29
GALXOS-D (450 GRMS)	PKT.	153.82	-0.09
GRIPE-WATER WOODWARDS	BOTTLE	54.25	0.00
SANIPLAST ONE PUTTY	EACH	1.89	0.53
O.R.S. (NIMCOL)	PKT.	16.45	0.30
DETTOL (MEDIUM)	BOTTLE	46.72	-0.17
COTTON BANDAGE 2" - 4"	EACH	9.65	2.66
THERMOMETER CHINA	EACH	43.68	1.35
DOCTOR (MBBS) CLINIC FEE	P/PAT.	187.08	2.05
URINE TEST (DR) CHARGES	P/TEST	108.09	0.00
BLOOD TEST (CP) CHARGES	P/TEST	251.55	0.00
SUGAR TEST (RANDOM/FASTING BOTH) CHARGES	P/TEST	177.15	0.00
ECG CHARGES	P/TEST	234.00	0.15
X-RAY (CHEST) CHARGES	P/X-RAY	307.30	0.00
TRANSPORT			
CAR SUZUKI 800 CC (W/O. A/C)	EACH	646975.00	0.00
CAR SUZUKI 1000 CC	EACH	1066570.37	0.00
CAR TOYOTA 1300 CC	EACH	1749840.00	0.00
CAR HONDA CIVIC	EACH	2101921.05	0.00
MOTORCYCLE HONDA CD-70.	EACH	63730.77	0.00
MOTORCYCLE YAMAHA 100CC.	EACH	80083.33	0.00
MOTOR CYCLE HERO 70 CC	EACH	44753.68	-0.50
BICYCLE WITH TYRES & TUBES	EACH	7538.24	0.62
TYRE CAR WITH TUBE GENERAL	EACH	3253.79	-3.09
TYRE MOTOR CYCLE WITHOUT TUBE	EACH	1111.10	-2.62
TYRE CYCLE SPECIFY BRAND NAME	EACH	370.51	0.00
TYRE CAR W/O TUBE	EACH	3059.25	0.00
PETROL SUPER	LITRE	64.21	2.29
HIGH SPEED DIESEL HSD	LITRE	72.47	1.70
CNG	K.G.	70.15	0.00
GAS CYLINDER STAND. SIZE	EACH	931.33	2.40
MOTOR CYCLE SERVICE CHARGES	EACH	268.59	0.00
CAR SERVICE CHARGES	EACH	347.01	0.00
TYRE PUNCTURE CHARGES	EACH	65.40	0.00
CYCLE OVERHAULING CHARGES	EACH	298.20	0.00
CAR TAX FOR 800CC TO 1300CC	YEARLY	1840.80	0.00
TRAIN FARE ECO. 1-100 KM.	P/KM.	0.68	0.00
TRAIN FARE ECO. 101-500 KM.	P/KM.	0.98	0.00
TRAIN FARE ECO. > 500 KM.	P/KM.	0.89	0.00
TRAIN FARE IST SLP. 1-100KM	P/KM.	2.11	0.00
TRAIN FARE IST SLP.101-500 KM	P/KM.	2.59	0.00
TRAIN FARE IST SLP. > 500 KM	P/KM.	1.99	0.00
TRAIN FARE A/C SLP. 1-100KM.	P/KM	5.76	0.00
TRAIN FARE A/C SLP.101-500KM	P/KM.	4.59	0.00
TRAIN FARE A/C SLP > 500KM.	P/KM	4.16	0.00
PLATEFORM TICKET	EACH	9.85	-1.50
AUTO RICKSHAW FARES	KM/MIN	54.70	0.24
FULL TONGA CHARGES	KM/MIN	65.22	0.00
TAXI 4 SEATER FARE	KM/MIN	84.36	2.65
BUS FARE MIN (WITHIN CITY)	TICKET	10.06	0.00
BUS FARE MAX (WITHIN CIT	TICKET	18.72	0.00

Contd.

7.11 Inter-city Consumer Prices
April, 2016

Value in Rupees

Description	Unit	Average	% Change
BUS FARE OUTSIDE CITY	P/KM.	0.83	0.00
A/C BUS FARE OUTSIDE CITY	P/KM.	1.34	0.00
MINIBUS FARE MIN.WITH IN CITY	TICKET	13.55	0.00
MINIBUS FARE MAX.WITH IN CITY	TICKET	19.48	0.00
SUZUKI FARE MIN.WITH IN CITY	TICKET	11.25	0.00
SUZUKI FARE MAXIMUM W.IN CITY	TICKET	19.29	3.88
AIR FARE ECONOMY CLASS.	P/KM.	19.26	0.00
COMMUNICATION			
POSTAL ENVELOPE DOMESTIC	EACH	8.00	0.00
ENVELOPE FOR SAUDI ARABIA	EACH	49.63	0.00
POSTAL REGISTRATION CHARGES	EACH	34.76	3.92
U.M.S. REG CHARGES MIN.	EACH	58.93	-0.12
T.C.S. CH. MIN.WITH IN ZONE	EACH	140.75	0.00
TELEPHONE CHARGES LOCAL CALL	P/CALL	3.94	0.00
TEL CHARGES OUT SIDE CITY	P/CALL	3.94	0.00
INTERNET CHARGES	P/HOUR	29.64	0.00
MOBILE CELL CHARGES	P/UNIT	3.07	0.00
FAX CHARGES (LOCAL)	P/PAGE	17.88	0.00
TELEPHONE SET AV. QLTY	EACH	786.00	1.00
MOBILE SET NOKIA/SONY/ERICSON/SAMSUNG WITHOUT CAMERA	EACH	2850.42	0.00
RECREATION AND CULTURE			
T.V. 20" COLORED WEGA H-A21.	EACH	19131.46	0.00
T.V 20" COLOR CHINA/KORIA)	EACH	11287.71	0.00
V.C.P. PANASONIC/LG/NAT	EACH	5436.31	0.00
DVD/VCD PLAYER PANASONIC/LG	EACH	4103.82	0.13
RADIO WITH C.PLAYER NATIONAL	EACH	2234.98	0.00
PERSONNEL COMPUTER (BRANDED)	EACH	44125.12	0.34
VID. CASSETTE BLK. TDK/SONY	EACH	143.65	0.00
COM. C.D. (TDK/IMATION)	EACH	54.20	-0.46
TAPE RECORDER CASSETTE BLANK	EACH	47.08	0.00
VIDEO GAME SEGA 16 BYTE	EACH	1288.24	0.00
CINEMA A/C. HIGH CLASS	TICKET	117.50	0.00
CINEMA NON-A/C HIGH CLASS	TICKET	60.77	0.00
CABLE CHARGES	PER MONT	291.96	0.24
TV.LICENCE FEE DOMESTIC	YEARLY	420.00	0.00
ENGLISH BOOK CLASS V1	EACH	69.94	-0.70
ENGLISH BOOK CLASS IX OR X	EACH	92.23	-2.54
ENG. BOOK IST.YR COMPLETE SET	EACH	86.78	0.00
ENGLISH BOOK BA/B.SC	EACH	163.25	0.00
URDU BOOK CLASS V (T.B.BORD)	EACH	65.11	-9.77
URDU BOOK CLASS IX/X(T.B.B)	EACH	98.47	-2.21
URDU BOOK IST.YEAR/INTER	EACH	60.00	0.00
URDU BOOK BA/B.SC	EACH	144.50	0.00
MATHS BOOK CALSS V (T.B.B)	EACH	91.70	19.17
MATHS BOOK CLASS IX OR X	EACH	215.00	2.36
MATHS BOOK IST.YEAR (T.B.B)	EACH	148.13	0.00
PAKISTAN STUDIES BOOK BA/B.SC	EACH	150.50	0.00
DAILY "DAWN"	P/COPY	19.00	0.00
DAILY "JANG"	P/COPY	12.00	0.00
DAILY "NAWA-E-WAQT"	P/COPY	12.00	0.00
WEEKLY "AKHBAR-E-JAHAN"	P/COPY	55.00	0.00
WEEKLY "MAG"	P/COPY	45.13	0.00
MONTHLY "NAUNEHAL DIGEST"	P/COPY	35.00	0.00
PAPER FOOLSCAPE (27"x17")	QUIRE	38.11	-0.47
EXERCISE.BOOK LINED 80/100 PGS	EACH	47.44	1.37
PENCILGOLDFISH/DEER	EACH	6.53	0.77
PEN INK DOLLOR 57 ML BOTTLE	EACH	21.63	0.00
PHOTOSTATE PAPER 70 GM	PRT	358.58	0.03
BALL PEN (local)	EACH	7.06	0.00
FOUNTAIN PEN HERO/WINGS/CHINA	EACH	43.76	0.00
EDUCATION			
PRIVATE SCHOOL FEE ENGLISH MEDIUM AVERAGE STANDARD (CLASS I)	PER MONTH	1396.93	7.23
PRIVATE SCHOOL FEE ENGLISH MEDIUM AVERAGE STANDARD (CLASS V)	PER MONTH	1564.79	6.27

Contd.

7.11 Inter-city Consumer Prices
April, 2016

Value in Rupees

Description	Unit	Average	% Change
PRIVATE SCHOOL FEE ENGLISH MEDIUM AVERAGE STANDARD (CLASS VI	PER MONTH	1730.39	7.22
PRIVATE SCHOOL FEE ENGLISH MEDIUM AVERAGE STANDARD (CLASS X)	PER MONTH	2040.52	6.07
PRIVATE MEDICLE COLLEGE FEE MBBS (IST YEAR)	PER MONTH	45499.00	0.47
PRIVATE ENGINEERING COLLEGE FEE (ISTR YEAR)	PER MONTH	10724.40	0.78
GOVT. COLLEGE FEE IST. YEAR	MONTH	44.99	0.00
GOVT. COLLEGE FEE 4TH. YEAR	MONTH	59.03	0.00
GOVT. UNIVERSITY FEE MSC.	MONTH	401.64	0.00
GOVT. MED. COLLEGE FEE MBBS	MONTH	1302.55	0.00
GOVT. ENGG. COLL. FEE I YEAR	MONTH	1082.49	0.00
COACHING FEE FOR CLASS IX/X	PER MONTH	1225.40	1.13
COACHING CHARGES FOR CLASS IST YEAR/INTER (SCIENCE)	PER MONTH	1805.98	3.09
COACHING CHARGES FOR CLASS IST YEAR/INTER (COMMERCE)	PER MONTH	1522.58	2.55
I.T. TUITION FEES	PER MONTH	2634.21	5.19
MBA TUITION FEES	PER MONTH	6385.00	0.88
RESTAURANTS AND HOTELS			
BREAD TANDOORI ST. SIZE	EACH	7.86	0.00
COOKED MUTTON (AV. HOTEL)	PLATE	151.04	0.00
COOKED BEEF (AV. HOTEL)	PLATE	90.13	0.13
COOKED DAL (AV. HOTEL)	PLATE	53.94	0.00
CHICKEN BIRYANI FULL/DOUBLE	PLATE	131.38	0.14
TEA PREPARED (ORDINARY)	CUP	19.92	0.00
MISCELLANEOUS GOODS AND SERVICES			
HAIRCUT CHARGES FOR MEN	P/CUT	76.88	0.00
BEAUTY PORL HAIR STYL CHARGE	P/STY.	286.59	0.64
SHAVING CHARGES	PER SHV	42.81	0.73
LIPSTICK S.MISS/MEDORA	EACH	108.83	-0.68
NAIL POLISH S.MISS/MEDORA	EACH	89.52	0.56
PERFUME MED.SIZE MEDORA/BROACH	EACH	169.71	0.22
HAIR-OIL AMLA/CHAMBELI	BOTTLE	113.06	0.31
TOILET SOAP LUX 95 GRAMS	EACH	37.44	1.27
TOILET SOAP LIFEBOUY 140 GRM	EACH	36.63	0.00
TOILET SOAP SAFEGUARD BATH SIZE	EACH	46.83	0.00
TOOTHPASTE MACKLINES 70 GRM	EACH	50.00	0.00
TOOTHPAST MED SIZE CLGATE 70 GMS	EACH	65.67	0.80
TOOTHBRUSH SHEILD A/PLAUQUE	EACH	40.47	-0.22

Contd.

7.11 Inter-city Consumer Prices
April, 2016

Value in Rupees

Description	Unit	Average	% Change
TOOTHPOWDER DENTONIC 90 GRM	EACH	27.77	1.61
HAIR-COLOUR BEGIN (6 GMS)	EACH	101.21	0.51
HAIR COLOUR (KALAKOLA)	BOTTLE	126.88	0.00
FACECREAM PONDS (MEDIUM)	EACH	117.54	0.00
TALC POWDER VICE ROAY,B.CAT	EACH	140.98	0.45
BLADE TREET ORDINARY 10'S	PKT.	35.65	0.00
BLADE 7-O-CLOCK STAIN. 5'S	PKT.	34.63	0.00
SHAMPOO SUNSILK/PAINTIN 100 ML	BOTTLE	106.86	-1.43
BEAUTY CREAM (FAIR & LOVELY)	EACH	144.60	1.42
HAIR REMOVING CREAM (EU-CREAM)	TUBE	64.25	0.00
GEL MEDIUM SIZE	BOTTLE	96.94	2.84
DISPOSABLE RAZOR GILLET-II	EACH	42.30	0.00
SHAVING CREAM TOUCH-ME/ADM.	EACH	62.33	0.13
GOLD TEZABI 24 CT	10 GM.	42292.73	0.01
SILVER TEZABI 24 CT	10 GM.	628.38	-0.12
ARTIFICIAL JEWELLARY SET	SET	747.86	0.33
WRIST WATCH GENTS CITIZEN (ORIGINAL) ***	EACH	3517.43	0.00
WRIST WATCH LADIES CITIZEN (ORIGINAL) ***	EACH	3508.06	0.00
WALL CLOCK QUARTZ AV.QLTY	EACH	552.03	0.00
SUITCASE REXIN (24"x16"x6")	EACH	1182.26	0.64
TRUNK MEDIUM SIZE ***	EACH	1592.91	0.08
PURSE LADIES (LEATHER) AVERAGE QUALITY	EACH	782.07	0.82

8. PUBLIC FINANCE

8.1 Customs Revenue Receipts

(Million Rupees)

S. No.	Description	Annual				
		2010-11	2011-12	2012-13	2013-14	2014-15
1	Meat, fish and their preparations	54.90	93.75	151.69	253.87	322.60
2	Milk, butter, cheese and honey	2769.09	2478.59	2235.00	2879.15	5371.62
3	Fruits, nuts and vegetables	1265.68	1427.16	1554.43	2368.46	2830.70
4	Coffee, nuts and vegetables	3542.19	3547.64	3730.56	3713.70	4202.54
5	Oil-seeds and miscellaneous fruits	150.60	120.73	146.20	176.67	1117.13
6	Vegetable plaiting materials	472.21	616.43	868.55	998.91	828.97
7	Animal and vegetable fats and oil	17262.76	18417.04	20247.00	20658.72	21183.29
8	Sugar and confectionery	285.07	372.89	291.17	383.73	523.17
9	Edible, preparation of cereal & vegetables	2862.84	2916.04	3099.12	3991.29	5319.78
10	Beverages, spirits and vinegars	221.28	192.14	176.65	179.36	228.65
11	Residues on waste from the food industries prepared animal fadder	61.26	53.16	59.44	141.58	2622.94
12	Tobacco	494.52	251.94	144.14	213.57	136.15
13	Mineral, fuel, oils and products thereof	21401.96	19140.05	20398.80	16760.58	24413.27
14	Chemicals and chemical products	6870.42	6798.82	7327.76	8239.32	10379.73
15	Pharmaceutical products	1565.36	1822.78	1893.71	2111.88	2507.92
16	Dyes, colours, paints and varnishes	2681.43	2538.32	2671.14	3611.13	4077.15
17	Perfumery, soap and toilet preparations	4908.71	3912.94	3778.08	4894.55	6321.37
18	Albuminodal substances modified stareehes gulesenzymes	196.53	202.99	215.36	287.14	488.59
19	Matches and other explosives	39.84	22.32	22.61	25.30	18.81
20	Photographic and cinematographic goods	1336.10	1178.39	1254.43	1583.89	1823.38
21	Plastic & articles thereof	8831.53	8807.12	349.73	11055.67	13198.11
22	Rubber and articles thereof	2147.93	2352.45	8820.77	2395.14	3179.46
23	Leather articles and footwear	1835.37	1937.81	2143.80	2051.86	2459.12
24	Wood & articles of wood wood charcoal	552.34	557.80	2010.44	542.99	837.99
25	Wood, paper and stationery	7423.54	6730.50	475.48	6085.09	8503.06
26	Silk yarn and fabrics	205.57	130.81	5357.43	139.29	316.29
27	Fabrics of wool, flax ramle metal vegetable	394.64	473.08	136.97	706.41	1039.73
28	Cotton, Textile fabrics, Paper Yarn	340.77	786.13	490.74	2065.56	1057.36
29	Yarn and fabrics of man-made fiber	7666.13	7616.66	1422.08	8773.16	11587.37
30	Carpets & other floor covering	345.04	432.76	6523.28	285.80	328.81
31	Special Woven Fabrics and Variety (58)	388.49	434.56	274.42	352.95	454.87
32	Textile articles including knitted & crocheted goods	2142.72	2254.15	1969.33	2627.81	3551.13
33	Other madeup textile articles, set worm clothing & textile articles rugs	1255.90	1336.37	1093.49	1375.49	1620.10
34	Glass and earthen-ware	3132.55	3522.41	3198.22	4459.56	5938.18
35	Precious metal, stones, pearls & imitation jewellery	95.09	28.71	40.01	65.58	90.60
36	Iron and steel manufactures	9677.83	10048.48	10545.65	9211.16	17154.45
37	Metals other than gold,silver,iron & steel	1386.38	1144.22	1253.23	1866.33	2518.70
38	Cutlery, tools articles of base metals	1038.53	1002.80	1015.61	1324.08	1608.30
39	Machinery and mechanical appliances	10928.56	11605.92	12362.55	13742.20	20289.00
40	Electric machinery and equipment	9528.38	9928.03	10396.39	11325.52	22583.98
41	Railway and tramway plant and rolling stock	25.04	125.87	393.05	447.75	1147.92
42	Motor and other vehicles	28097.49	43090.45	42305.56	36314.43	49408.87
43	Ships, boats and aircraft's	136.17	117.96	108.57	79.44	1045.69
44	Clocks and watches and parts thereof	66.18	47.19	60.14	66.04	61.53
45	Arms and ammunitions	498.63	464.96	507.58	317.19	336.89
46	Toys, games and sports goods	416.83	324.33	278.43	346.34	488.01
47	Sub-total (1 to 46)	167000.38	181405.65	183798.79	191495.64	265523.28
48	All other articles	26179.32	46869.49	66022.29	58234.50	49707.26
49	Gross Collection (47 to 48)	193179.70	228275.14	249821.08	249730.14	315230.54
50	Refund & Rebates	8527.42	8453.67	10362.12	8731.76	9090.69
51	Net collection (54-55)	184652.28	219821.47	239458.96	240998.38	306139.85
52	Total imports duty	179722.75	213285.30	…	233783.87	283865.95
53	1 % Ware House Charges	1598.29	1660.09	…	1182.93	808.69
54	Miscellaneous	3636.25	3870.35	…	4469.01	5010.68
55	Export duties	390.71	471.07	…	475.78	495.05
56	25% Export Development Charges	5174.30	5291.13	…	6119.22	5921.88
57	Regularty Duty	2544.84	2111.14	…	3699.32	19128.26

Contd.

8.1 Customs Revenue Receipts

(Million Rupees)

S. No.	Description	Monthly			
		Apr, 2015	May, 2015	Jun, 2015	Jul,2015
1	Meat, fish and other preparations	26.71	18.21	20.35	13.72
2	Milk, Butter, Cheese and Honey	582.66	817.39	620.76	318.07
3	Fruits, nuts and vegetables	302.26	250.11	265.65	376.30
4	Coffee, nuts and vegetables	379.91	308.27	310.01	419.06
5	Oil-seeds & miscellaneous fruits	61.79	59.18	134.95	112.41
6	Vegetable plaiting Materials	84.75	65.76	59.27	58.44
7	Animal and vegetable fats and oil	1466.80	1867.00	2514.16	1492.06
8	Sugar and confectionery	56.69	49.10	47.61	74.41
9	Edible, preparation of cereals and vegetables	540.68	632.57	448.68	394.16
10	Beverages, spirits and vinegars	25.54	26.46	20.20	20.90
11	Residues an Waste from the food industries, Prepared animal fodder	116.98	168.42	228.61	577.72
12	Tobacco	7.61	15.76	5.80	20.77
13	Minerals, fuel, oils and products thereof	2591.20	4687.94	5330.75	2074.60
14	Chemicals and chemicals products	978.75	912.92	946.00	864.18
15	Pharmaceutical products	195.16	229.90	241.53	195.13
16	Dyes, colours, paints and varnishes	376.83	375.88	377.05	339.59
17	Perfumery, soap and toilet preparations	549.15	630.89	600.38	574.29
18	Albuminoidal substances modified stareches, glues,enzymes	37.26	42.16	41.20	39.12
19	Matches and other explosives	3.91	1.88	1.46	5.96
20	Photographic and cinematographic goods	125.18	200.93	168.85	244.01
21	Plastic and articles thereof	1156.24	1323.07	1218.04	1067.83
22	Rubber and articles thereof	284.41	302.03	264.82	513.11
23	Leather articles and footwear	74.51	239.01	278.52	144.72
24	Wood & articles of wood; wood charcoal	84.38	87.70	87.67	80.56
25	Wood, paper and stationery	831.15	763.71	831.10	755.52
26	Silk yarn and fabrics	23.03	33.24	24.00	29.34
27	Fabrics of Wool, flax, ramle metal, vegetable	71.52	101.74	109.52	94.71
28	Cotton, textile, fibre & other paper & veg yarn	93.89	128.43	105.71	114.59
29	Yarn and fabrics of man-made fiber	887.70	944.29	1068.51	871.46
30	Carpets & other floor covering	31.07	23.71	32.67	25.71
31	Special Woven Fabrics and Variety	28.84	32.18	40.30	31.92
32	Textile articles including knitted & crocheted goods	173.17	331.56	380.42	309.63
33	Other made up textile articles;set;worn colothing & textile articles;rugs	106.54	125.74	140.16	153.88
34	Glasses and earthen/ware	344.93	504.15	653.09	612.59
35	Precious metals,stones,pearls & imitation jewellery	5.62	7.25	13.80	9.84
36	Iron & steel manufactures thereof	2508.75	2009.56	2341.24	1852.21
37	Metals other than gold, silver, iron & steel	234.49	231.88	281.92	255.41
38	Cutlery, tools articles of base metals	96.69	149.59	163.49	161.54
39	Machinery and mechanical appliances	2062.73	1824.79	1989.36	1392.13
40	Electric machinery and equipment	1898.06	1648.21	2019.18	1245.93
41	Railway and tramway plant and rolling stock	94.38	109.06	19.97	7.48
42	Motor and other vehicles	5361.26	4991.68	5398.89	3652.19
43	Ships, boats and Air crafts	69.26	114.93	146.67	16.16
44	Clocks, watches and parts thereof	4.23	5.98	6.48	3.83
45	Arms and ammunitions	20.04	12.42	20.78	22.48
46	Toys, games and sports goods	55.59	42.73	49.15	49.67
47	Sub total (1 to 46)	25112.30	27449.34	30068.70	21689.34
48	All other articles	1319.94	3018.40	11696.39	1305.85
49	Total Import Duty	22987.47	25081.34	35179.69	20733.37
50	Warehouse Charges	63.67	68.77	52.59	47.76
51	Regularty Duty	2525.05	4379.32	4969.34	850.95
52	Miscellienous	348.23	429.69	931.07	892.33
53	0.25 % Export Development Charges	488.38	505.30	487.85	426.91
54	Export Duties	19.41	3.31	144.55	16.87
55	Gross	26432.21	30467.73	41765.09	22968.19
56	Refund	31.37	148.56	13.09	13.12
57	Rebate	534.43	652.75	75.34	971.72
58	Refund & Rebate	565.80	801.31	88.43	984.84
59	Net	25866.41	29666.42	41676.66	21983.35

Contd.

8.1 Customs Revenue Receipts

(Million Rupees)

S. No.	Description	Monthly				
		Aug,2015	Sept,2015	Oct,2015	Nov, 2015	Dec, 2015
1	Meat, fish and other preparations	21.32	23.63	24.00	31.72	97.37
2	Milk, Butter, Cheese and Honey	323.39	217.18	236.55	287.24	343.34
3	Fruits, nuts and vegetables	309.99	273.80	608.73	483.56	336.31
4	Coffee, nuts and vegetables	484.58	448.10	609.46	563.91	693.38
5	Oil-seeds & miscellaneous fruits	129.40	132.17	172.64	259.77	215.30
6	Vegetable plaiting Materials	63.95	74.70	74.44	69.62	79.79
7	Animal and vegetable fats and oil	2128.52	2452.71	2782.46	1969.04	1881.35
8	Sugar and confectionery	61.18	88.00	70.70	61.06	59.77
9	Edible, preparation of cereals and vegetables	436.12	449.80	462.98	555.02	587.51
10	Beverages, spirits and vinegars	20.80	11.17	15.59	13.36	11.29
11	Residues an Waste from the food industries, Prepared animal fodder	427.39	472.78	744.05	226.29	134.09
12	Tobacco	10.09	16.16	15.67	5.11	18.71
13	Minerals, fuel, oils and products thereof	4204.64	3418.69	2808.89	3403.30	3111.90
14	Chemicals and chemicals products	821.64	762.70	867.41	861.78	977.72
15	Pharmaceutical products	183.78	223.74	210.51	237.23	274.18
16	Dyes, colours, paints and varnishes	317.59	348.17	388.99	385.69	395.52
17	Perfumery, soap and toilet preparations	619.13	588.28	669.27	603.27	658.15
18	Albuminoidal substances modified stareches, glues,enzymes	43.28	46.43	51.14	41.76	50.92
19	Matches and other explosives	7.69	3.72	2.36	3.72	3.09
20	Photographic and cinematographic goods	170.01	181.09	178.03	221.92	235.32
21	Plastic and articles thereof	1193.10	1016.02	1330.88	1314.05	1252.29
22	Rubber and articles thereof	516.10	431.20	468.70	498.99	613.82
23	Leather articles and footwear	279.02	313.79	211.52	243.93	275.53
24	Wood & articles of wood; wood charcoal	85.84	69.42	72.53	92.34	112.60
25	Wood, paper and stationery	744.41	646.96	668.32	671.87	677.61
26	Silk yarn and fabrics	36.74	18.50	27.33	21.59	35.92
27	Fabrics of Wool, flax, ramle metal, vegetable	87.01	107.57	129.99	117.06	108.61
28	Cotton, textile, fibre & other paper & veg yarn	70.14	71.64	106.46	245.67	388.35
29	Yarn and fabrics of man-made fiber	941.95	1092.80	1468.61	1270.30	1121.81
30	Carpets & other floor covering	24.59	24.28	32.09	43.15	44.60
31	Special Woven Fabrics and Variety	35.08	41.31	50.71	50.88	53.36
32	Textile articles including knitted & crocheted goods	379.59	503.10	560.24	549.95	472.45
33	Other made up textile articles;set;worn colothing & textile articles;rugs	188.45	166.15	243.78	274.77	286.30
34	Glasses and earthen/ware	603.34	517.37	674.47	723.94	874.39
35	Precious metals,stones,pearls & imitation jewellery	7.65	9.25	6.98	9.96	20.23
36	Iron & steel manufactures thereof	2118.12	2818.28	3086.36	3570.28	3525.44
37	Metals other than gold, silver, iron & steel	282.07	244.54	317.31	325.06	547.96
38	Cutlery, tools articles of base metals	153.34	131.96	195.78	155.84	172.67
39	Machinery and mechanical appliances	1533.61	1518.51	1875.91	1668.35	2097.93
40	Electric machinery and equipment	1603.99	1681.16	1817.20	1867.70	2371.70
41	Railway and tramway plant and rolling stock	71.44	19.39	16.19	20.01	11.65
42	Motor and other vehicles	4298.72	4819.49	4906.42	5326.10	5272.52
43	Ships, boats and Air crafts	36.71	86.25	33.90	28.59	97.68
44	Clocks, watches and parts thereof	6.30	4.57	5.39	4.96	27.48
45	Arms and ammunitions	11.52	4.13	2.32	9.06	17.85
46	Toys, games and sports goods	55.28	50.96	59.62	59.26	100.08
47	Sub total (1 to 46)	26148.60	26641.62	29362.88	29448.03	30745.84
48	All other articles	1840.91	4916.89	1559.59	1551.72	9370.83
49	Total Import Duty	25435.49	29083.68	27935.99	28073.00	35964.59
50	Warehouse Charges	51.21	45.88	47.79	50.12	49.3
51	Regularty Duty	1679.14	1629.96	1953.01	2047.51	2588.39
52	Miscellienous	382.65	333.14	493.57	368.18	1015.93
53	0.25 % Export Development Charges	409.85	418.54	450.81	425.48	444.81
54	Export Duties	31.12	47.29	41.28	35.41	53.62
55	Gross	27989.46	31558.49	30922.45	30999.70	40116.64
56	Refund	46.33	6.85	33.15	160.04	194.82
57	Rebate	1124.12	769.64	742.42	630.76	517.84
58	Refund & Rebate	1170.45	776.49	775.57	790.80	712.66
59	Net	26819.01	30782.00	30146.88	30208.90	39403.98

Contd.

8.1 Customs Revenue Receipts

(Million Rupees)

S. No.	Description	Monthly			
		Jan,2016	Feb,2016	Mar,2016	Apr,2016
1	Meat, fish and other preparations	86.17	52.31	37.60	29.51
2	Milk, Butter, Cheese and Honey	306.24	404.64	502.72	323.69
3	Fruits, nuts and vegetables	368.38	404.78	524.71	583.67
4	Coffee, nuts and vegetables	614.36	514.03	519.97	491.84
5	Oil-seeds & miscellaneous fruits	273.18	249.84	203.62	275.71
6	Vegetable plaiting Materials	75.92	69.81	87.09	76.63
7	Animal and vegetable fats and oil	2069.19	2288.18	2499.42	2003.44
8	Sugar and confectionery	67.22	49.16	64.33	79.57
9	Edible, preparation of cereals and vegetables	610.00	576.3	728.69	592.94
10	Beverages, spirits and vinegars	10.60	34.14	36.87	33.62
11	Residues an Waste from the food industries, Prepared animal fodder	65.37	84.79	533.90	166.80
12	Tobacco	18.71	15.39	15.69	11.24
13	Minerals, fuel, oils and products thereof	2096.61	2335.42	2869.55	2805.82
14	Chemicals and chemicals products	1080.18	978.88	1160.20	1190.52
15	Pharmaceutical products	203.26	225.26	324.71	281.69
16	Dyes, colours, paints and varnishes	407.05	372.57	406.53	463.48
17	Perfumery, soap and toilet preparations	609.21	656.25	704.19	643.68
18	Albuminoidal substances modified stareches, glues,enzymes	63.20	51.01	52.83	61.50
19	Matches and other explosives	0.02	0.87	1.93	4.38
20	Photographic and cinematographic goods	228.30	169.52	212.06	216.76
21	Plastic and articles thereof	1172.66	1261.64	1466.66	1592.37
22	Rubber and articles thereof	569.57	413.82	467.85	632.58
23	Leather articles and footwear	301.70	323.29	124.64	198.75
24	Wood & articles of wood; wood charcoal	138.17	129.22	122.97	133.11
25	Wood, paper and stationery	721.74	767.4	981.04	881.80
26	Silk yarn and fabrics	38.93	54.75	18.43	44.05
27	Fabrics of Wool, flax, ramle metal, vegetable	133.94	120.1	95.56	117.62
28	Cotton, textile, fibre & other paper & veg yarn	269.51	302.29	264.41	298.67
29	Yarn and fabrics of man-made fiber	1066.45	1066.68	926.21	1230.51
30	Carpets & other floor covering	39.26	31.66	44.78	32.39
31	Special Woven Fabrics and Variety	53.07	52.79	31.92	42.98
32	Textile articles including knitted & crocheted goods	559.22	464.04	255.61	349.44
33	Other made up textile articles;set;worn colothing & textile articles;rugs	263.41	214.13	176.55	153.15
34	Glasses and earthen/ware	900.33	750.3	752.88	726.43
35	Precious metals,stones,pearls & imitation jewellery	22.86	17.11	15.44	19.14
36	Iron & steel manufactures thereof	3392.47	3146.44	3909.89	4750.44
37	Metals other than gold, silver, iron & steel	326.96	311.18	408.76	436.41
38	Cutlery, tools articles of base metals	184.98	192.41	189.26	257.61
39	Machinery and mechanical appliances	2462.69	2383.41	2345.06	3085.55
40	Electric machinery and equipment	1846.98	1575.33	1436.83	2029.31
41	Railway and tramway plant and rolling stock	16.70	17.52	25.14	34.67
42	Motor and other vehicles	5747.22	4482.23	5479.81	5839.07
43	Ships, boats and Air crafts	123.46	216.99	296.87	169.94
44	Clocks, watches and parts thereof	9.58	19.73	14.61	20.42
45	Arms and ammunitions	0.60	25.83	2.31	0.73
46	Toys, games and sports goods	101.70	93.76	67.97	98.72
47	Sub total (1 to 46)	29717.33	27967.20	31408.07	33512.35
48	All other articles	3017.14	2411.59	-853.50	-1337.94
49	Total Import Duty	29011.02	26979.34	34318.79	32375.54
50	Warehouse Charges	96.69	49.31	49.21	59.14
51	Regularty Duty	2665.44	2303.81	2461.16	2923.45
52	Miscellienous	469.68	564.43	680.91	-1421.91
53	0.25 % Export Development Charges	399.78	439.63	525.64	440.25
54	Export Duties	91.82	49.41	65.63	29.27
55	Gross	32734.43	30385.93	38101.34	34405.74
56	Refund	77.96	15.94	12.70	102.31
57	Rebate	582.77	1171.5	1119.85	870.30
58	Refund & Rebate	660.73	1187.44	1132.55	972.61
59	Net	32073.70	29198.49	36968.79	33433.13

Source: Federal Board of Revenue, Islamabad.

9. SOCIAL

9.1 Data on Traffic Accidents

Year/Month			Total Number of Accidents	Accident		Persons		Total Number of Vehicles Involved
				Fatal	Non - Fatal	Killed	Injured	
PAKISTAN								
2010-11			9723	4280	5443	5271	11383	10822
2011-12			9140	3966	5174	4758	10145	9986
2012-13*			8988	3884	5104	4719	9710	9876
2013-14*			8359	3500	4859	4348	9777	9423
2014-15*			7865	3214	4651	3954	9661	8949
	2015	Apr	741	305	436	357	818	830
		May	728	290	438	338	776	818
		Jun	728	292	436	376	971	838
		Jul	780	298	482	370	1026	911
		Aug	797	303	494	390	974	934
		Sep	810	295	515	360	881	967
		Oct	799	330	469	392	1000	927
		Nov	775	307	468	364	805	887
		Dec	724	310	414	353	927	848
	2016	Jan	646	269	377	341	857	777
		Feb	678	264	414	377	869	786
		Mar	680	280	400	327	940	775
		Apr	777	297	480	383	1043	897

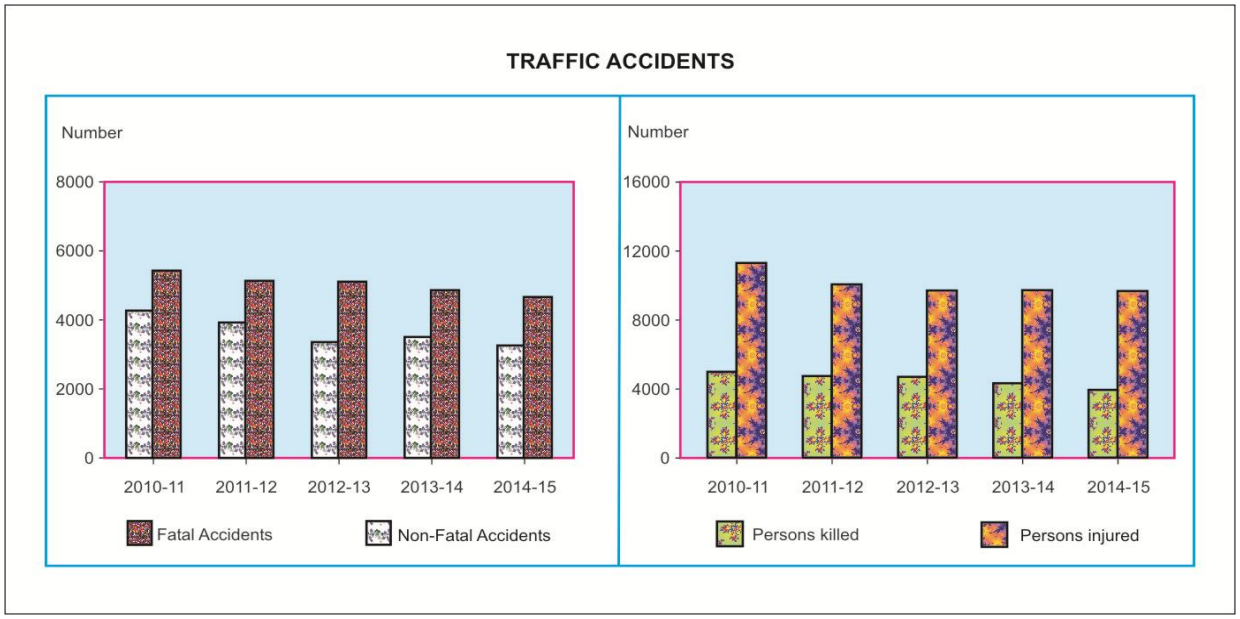

Note: Data from July,2012 onward includes ICTs.

* Included Islamabad

Contd.

9.1 Data on Traffic Accidents

Year/Month	Total Number of Accidents	Accident		Persons		Total Number of Vehicles Involved
		Fatal	Non - Fatal	Killed	Injured	
ISLAMABAD						
2012-13	201	107	94	109	180	212
2013-14	256	120	136	132	206	256
2014-15	216	107	109	118	182	217
2015 Apr	22	12	10	12	14	22
May	26	13	13	13	26	26
Jun	15	8	7	12	8	15
Jul	27	12	15	17	37	27
Aug	25	9	16	12	27	25
Sep	19	12	7	14	17	19
Oct	24	16	8	16	5	24
Nov	25	17	8	19	25	25
Dec	21	7	14	8	18	21
2016 Jan	13	6	7	6	12	13
Feb	14	5	9	5	12	14
Mar	8	5	3	7	4	8
Apr	23	13	10	15	25	23
PUNJAB						
2010-11	5420	2591	2829	3167	5809	5420
2011-12	4990	2361	2629	2888	5071	4990
2012-13	4587	2213	2374	2692	4515	4587
2013-14	3696	1717	1979	2145	3941	3696
2014-15	3054	1435	1619	1750	3652	3054
2015 Apr	290	129	161	157	365	290
May	299	132	167	164	288	299
Jun	259	130	129	158	272	259
Jul	285	132	153	165	329	285
Aug	298	132	166	165	391	298
Sep	294	120	174	158	292	294
Oct	324	160	164	206	462	324
Nov	264	134	130	166	293	264
Dec	299	167	132	166	393	299
2016 Jan	222	104	118	140	310	222
Feb	254	123	131	221	391	254
Mar	250	109	141	129	400	250
Apr	257	124	133	177	403	257
SINDH						
2010-11	1270	758	512	927	1071	1541
2011-12	1054	681	373	756	681	1121
2012-13	935	582	353	696	637	960
2013-14	945	613	332	791	893	1103
2014-15	881	583	298	771	863	1029
2015 Apr	91	61	30	67	35	100
May	64	46	18	45	55	70
Jun	78	49	29	75	142	101
Jul	70	53	17	64	101	85
Aug	79	56	23	82	47	117
Sep	79	55	24	68	56	96
Oct	75	46	29	54	71	91
Nov	68	41	27	44	37	82
Dec	71	50	21	57	35	87
2016 Jan	77	59	18	64	95	101
Feb	82	50	32	57	59	103
Mar	90	62	28	73	88	116
Apr	74	50	24	57	65	87

Contd.

9.1 Data on Traffic Accidents

Year/Month	Total Number of Accidents	Accident		Persons		Total Number of Vehicles Involved
		Fatal	Non - Fatal	Killed	Injured	
KHYBER P.K.						
2010-11	2722	773	1949	986	4153	3479
2011-12	2772	785	1987	953	3913	3501
2012-13	2968	846	2122	1059	4016	3736
2013-14	3120	877	2243	1033	4257	3934
2014-15	3399	942	2457	1137	4524	4260
2015 Apr	308	86	222	103	371	387
May	313	92	221	109	378	392
Jun	344	87	257	112	516	422
Jul	370	89	281	109	509	479
Aug	358	88	270	110	467	445
Sep	385	92	293	102	486	519
Oct	350	95	255	100	422	450
Nov	388	98	290	115	428	479
Dec	318	79	239	115	434	419
2016 Jan	307	87	220	115	404	403
Feb	303	76	227	83	373	382
Mar	302	86	216	97	378	364
Apr	387	92	295	114	505	486
BALOCHISTAN						
2010-11	311	158	153	191	350	382
2011-12	324	139	185	161	480	374
2012-13	297	136	161	163	362	381
2013-14	342	173	169	247	480	434
2014-15	315	147	168	178	440	389
2015 Apr	30	17	13	18	33	31
May	26	7	19	7	29	31
Jun	32	18	14	19	33	41
Jul	28	12	16	15	50	35
Aug	37	18	19	21	42	49
Sep	33	16	17	18	30	39
Oct	26	13	13	16	40	38
Nov	30	17	13	20	22	37
Dec	15	7	8	7	47	22
2016 Jan	27	13	14	16	36	38
Feb	25	10	15	11	34	33
Mar	30	18	12	21	70	37
Apr	36	18	18	20	45	44

Source: Provincial Police Departments & ICT Police.

9.2 Data on Telecommunication 2016

Months	Distribution of Cellular Mobile Subscribers					
	Total	Moblink	CM Pak	Ufone	Telenor	Warid
Jan	128041567	36973674	24613601	20262334	35392846	10799112
Feb	129851669	37481812	24859472	20587591	36015783	10907011
Mar	131412658	38117902	24669917	20820301	36784001	11020537
Apr	132652763	38537325	24901019	20717518	37427269	11069632
May						
Jun						
Jul						
Aug						
Sep						
Oct						
Nov						
Dec						

Source : Pakistan Telecommunication Authority, Islamabad.

9.3 Visitors at Archaeological Museum in Pakistan

Area/ attraction	February, 2016		March, 2016		April, 2016	
	Foreigner	National	Foreigner	National	Foreigner	National
PAKISTAN	1337	152359	1532	141693	1498	166974
ISLAMABAD	379	67473	572	57602	476	75182
Pakistan Museum of Natural History	20	5688	13	6157	31	11016
Lok Virsa Heritage Museum	199	22198	292	18405	220	25816
Pakistan Monument Museum	95	39312	170	32681	170	38080
Pakistan Railway Heritage Museum	65	275	97	359	55	270
PUNJAB	649	68554	744	70077	784	80863
Lahore Museum Lahore	237	16343	347	21027	275	15689
Allama Iqbal Library & Museum, Sialkot.	2	489	3	585	2	660
Museum, Taxila, Rawalpindi	258	17646	180	9552	228	26870
Museum, Harappa, Sahiwal.	31	6577	27	7471	7	5425
Allama Iqbal Museum, Javaid Manzil, Lahore	-	211	-	202	-	147
PMDC Khewara Mines Museum, Chakwal	121	27288	187	31240	272	32072
SINDH	288	13213	212	11127	160	8193
National Museum of Pakistan, Karachi	40	3402	61	1623	22	980
Sindh Provincial Museum, Hyderabad.	8	1774	16	1721	10	1589
Museum, Banbhore, Thatta.	8	2494	-	1909	4	1292
Museum, Moenjodaro, Larkana.	56	3284	56	3584	30	2836
Museum Umerkot, Tharparkar.	6	1145	-	1303	2	877
Quid-e-Azam Birth Place, Karachi.	-	50	-	-	2	196
Quid-e-Azam House Museum, Karachi.	170	1064	79	987	90	423
KHYBER PAKHTUNKHWA	17	3009	1	2793	78	2611
Peshawar Museum, Peshawar.	15	2081	1	1592	43	1507
Museum Saidu Sharif, Swat.	2	714	-	885	35	720
Dir Museum, Chakdara	-	214	-	316	-	384
BALOCHISTAN	4	110	3	94	-	125
Museum Balochistan, Quetta.	4	110	3	94	-	125

Source:-Department of Archaeology and Museum, Government of Pakistan & Provincial Government

9.4 Visitors at Heritage Site in Pakistan

Area/ attraction	February, 2016		March, 2016		April, 2016	
	Foreigner	National	Foreigner	National	Foreigner	National
PAKISTAN	913	275587	977	272340	1028	235276
PUNJAB	622	251089	689	248959	627	211640
Jahangir's Tomb, Lahore	40	17000	73	18000	40	16000
Shalimar Garden, Lahore	7	38520	150	35000	125	21000
Royal Fort (Shahi Qila), Lahore	256	152346	209	157936	197	123345
Hiran Minar & Tank, Sheikhupura	30	19000	50	21000	30	19000
Harappa, Sahiwal	31	6577	27	7471	7	5425
Taxila, Rawalpindi	258	17646	180	9552	228	26870
SINDH	220	8073	236	8446	287	8005
Banbhore , Thatta.	8	2494	-	1909	4	1292
Makli Hill Monument, Thatta	150	1150	180	1650	251	3000
Moenjodaro, Larkana.	56	3284	56	3584	30	2836
Umerkot Fort, Tharparkar.	6	1145	-	1303	2	877
KHYBER PAKHTUNKHWA.	71	16425	52	14935	114	15631
Remains of Takht-i-Bhai, Mardan	1	15600	2	14200	41	15100
Butkara Site Museum, Saidu Sharif, Swat	-	25	-	35	23	31
Julian Site, Haripur	70	800	50	700	50	500
BALOCHISTAN						

Source: Department of Archaeology and Museum.
Government of Pakistan & Provincial Government.

10. TRADE

10.1 Value of Foreign Trade

(Million Rupees)

Year / Month		Exports	Re-Exports	Imports	Re-Imports	Balance of Trade
2010-11		2,120,846.7	30,576.3	3,455,285.6	2,072.6	-1,305,935.2
2011-12		2,110,605.5	18,570.2	4,009,093.0	--	-1,883,049.0
2012-13		2,366,477.8	9,946.3	4,349,879.5	--	-1,973,455.4
2013-14		2,583,463.2	16,369.1	4,630,520.8	1,855.7	-2,032,544.2
2014-15		2,397,513.0	20,191.2	4,644,151.6	20,961.9	-2,247,409.3
2015	Mar	196,002.1	1,563.8	352,412.9	1,387.4	-156,234.4
	Apr	202,250.6	1,722.6	385,075.9	1,573.0	-182,675.7
	May	189,389.8	1,922.6	379,073.8	1,761.7	-189,523.1
	Jun	184,069.2	1,650.8	444,559.6	1,480.5	-260,320.1
	Jul	161,533.5	891.0	340,518.8	1,475.8	-179,570.1
	Aug	187,222.4	2,801.2	389,086.5	1,707.4	-200,770.3
	Sep	179,817.5	990.5	360,660.6	1,721.8	-181,574.4
	Oct	179,927.0	1760.9	406,821.1	1902.6	-227,035.8
	Nov	174,781.5	1196.9	404,666.5	1878.7	-230,566.8
	Dec	186,486.4	1854.6	399,510.7	1899.5	-213,069.2
2016	Jan	185,298.2	954.2	362,229.4	1661.1	-177,638.1
	Feb	186,869.1	1852.1	343,205.7	1572.0	-156,056.5
	Mar	181,891.1	1043.9	371,192.6	1582.0	-189,839.6

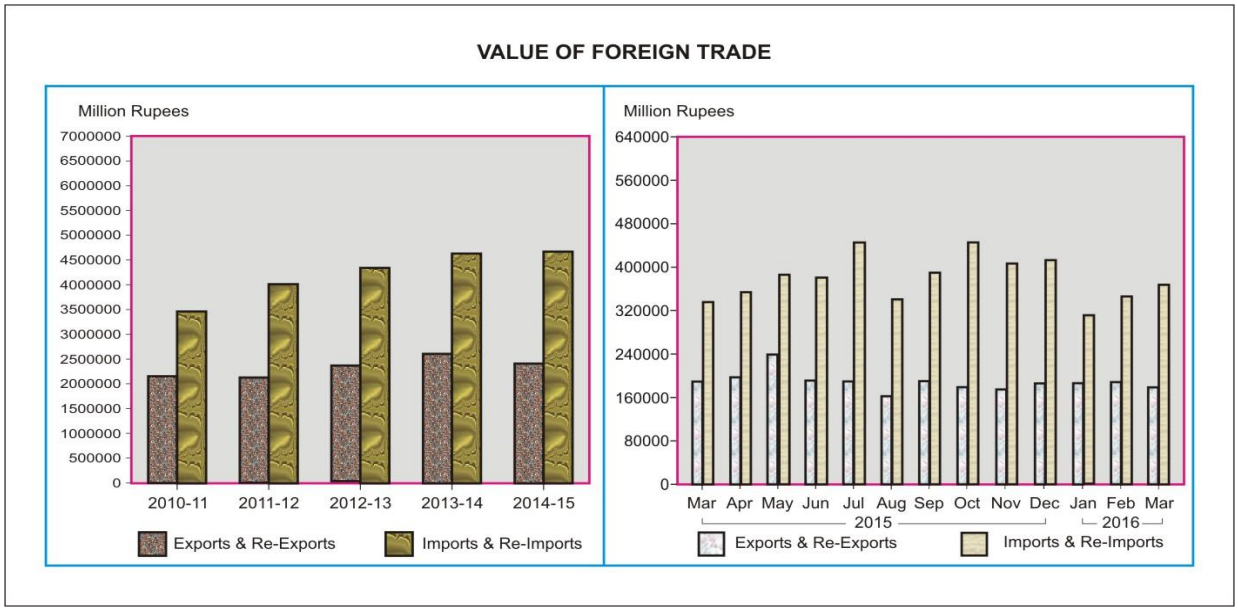

10.2 Exports by Commodity/Group

(Million Rupees)

Year/ Month		Raw Cotton	Cotton Fabrics	Cotton Yarn and Thread	Knitwear	Bedwear	Woollen Carpets & Rugs	Leather	Rice	Fish & Fish Prepara-tions	Fruits & Vege-tables	Sports goods
2010-11		31,168.4	224,257.0	188,271.8	197,144.5	178,596.0	11,034.4	39,744.3	184,674.6	25,313.9	47,895.6	28,208.4
2011-12		41,392.6	218,159.8	163,403.5	176,652.4	155,108.3	10,113.5	39,841.2	184,405.0	28,597.6	48,321.8	30,241.0
2012-13		14,888.1	260,237.5	219,017.0	197,434.3	172,724.2	11,484.6	48,455.7	186,623.1	30,759.1	62,126.8	32,375.2
2013-14		21,352.5	285,130.2	207,199.9	235,564.7	219,961.7	12,616.2	56,496.4	222,906.7	37,917.6	66,703.9	37,259.6
2014-15		14,932.7	248,430.9	188,615.4	243,718.7	213,017.9	11,772.5	49,582.8	206,266.3	35,429.4	67,864.3	34,293.6
2015	Mar	274.3	21,520.2	13,636.1	16,936.9	15,740.5	963.6	4,230.9	21,882.1	2,702.9	7,731.1	2,940.7
	Apr	270.7	21,406.3	12,902.6	18,712.2	18,300.0	960.9	4,200.6	18,308.2	3,395.9	5,966.2	3,809.5
	May	159.4	19,388.8	14,022.0	22,392.5	17,992.5	919.5	4,474.7	15,516.7	3,852.1	3,970.1	3,142.9
	Jun	81.5	17,911.1	12,461.8	21,907.5	17,912.5	725.8	3,780.3	13,544.3	2,494.3	3,702.2	3,046.5
	Jul	569.9	17,163.7	12,191.8	21,983.5	16,144.7	800.4	3,167.8	9,273.6	1,788.7	2,993.0	2,473.7
	Aug	1,780.1	20,326.0	14,446.3	21,762.6	18,342.3	704.1	3,297.5	12,432.2	1,543.7	4,394.0	2,565.7
	Sep	3,382.9	20,178.1	13,078.6	21,008.2	18,383.0	736.0	3,524.1	12,951.3	3,382.1	3,143.4	2,603.7
	Oct	1,223.4	20,848.2	12,979.6	19,601.6	17,324.9	825.9	3,032.6	15,415.1	3,728.2	3,829.1	2,662.8
	Nov	196.7	17,195.9	9,323.8	18,753.2	17,173.9	1,025.4	3,249.8	21,479.6	3,368.5	4,074.9	2,673.3
	Dec	266.4	19,539.7	11,659.6	20,463.4	16,106.5	1,180.0	2,888.5	18,929.9	3,507.0	8,539.5	3,314.3
2016	Jan	223.1	20,097.1	9,585.3	21,675.6	17,774.2	871.5	2,718.2	16,549.4	2,536.5	10,475.6	2,739.3
	Feb	75.2	19,191.2	11,382.9	18,171.3	17,872.4	699.8	2,679.1	19,024.2	2,274.6	9,181.2	2,805.3
	Mar	93.6	20,899.3	9,943.2	18,313.0	17,913.7	611.8	3,305.6	17,503.4	2,910.9	6,262.2	2,590.2

EXPORTS BY COMMODITY/GROUP

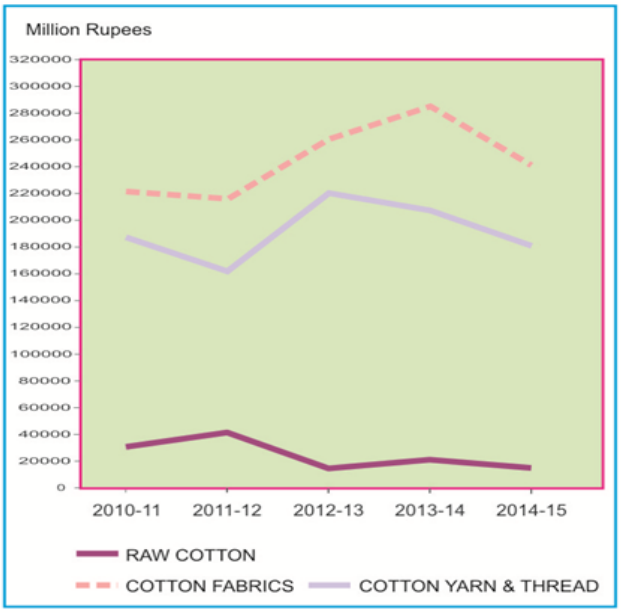

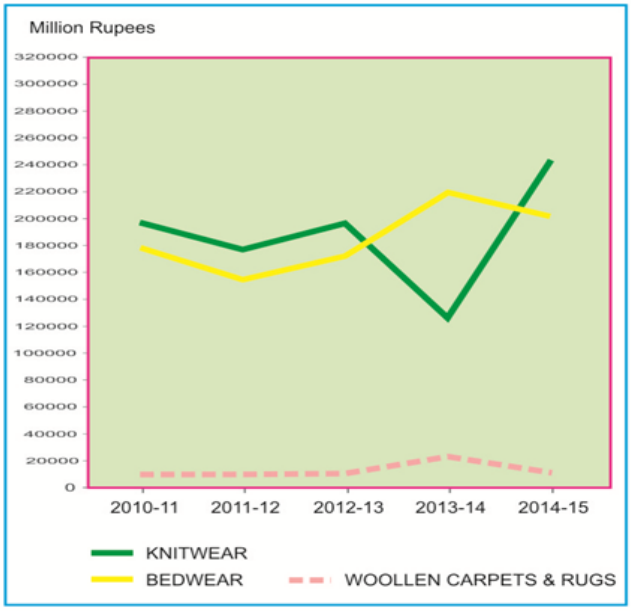

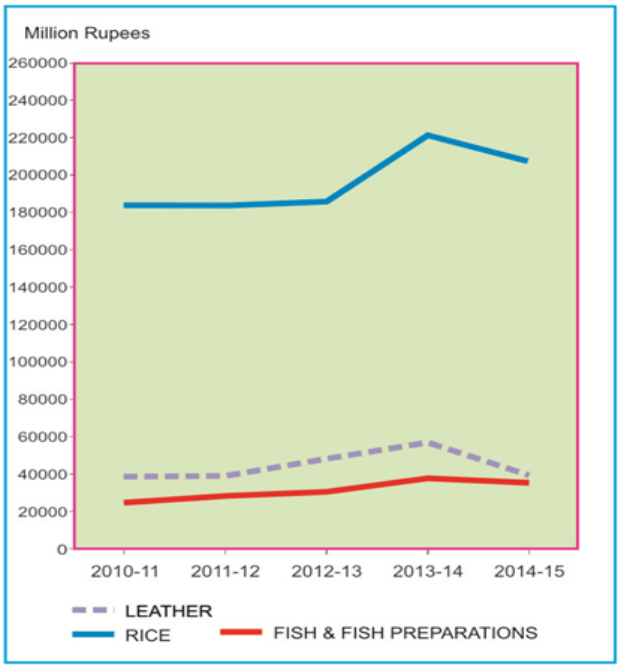

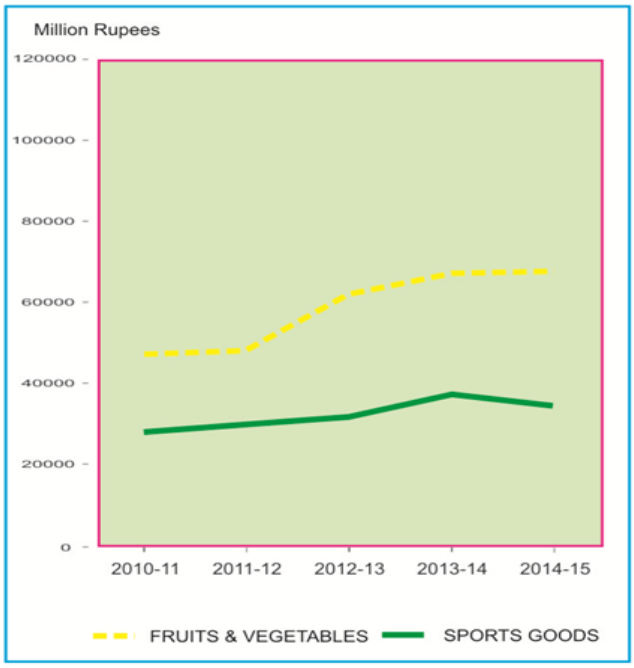

10.3 Imports by Commodity/Group

(Million Rupees)

Year/Month		Machinery and Transport equipment	Manufactured goods classified mainly by material	Food and Live animals	Chemicals	Mineral Fuels, Lubricants and related materials	Animal or Vegetable oils & fats
2010-11		639,389.0	369,322.2	214,132.4	528,988.9	1,084,764.7	190,133.7
2011-12		699,993.9	482,498.6	179,555.6	637,823.7	1,420,173.6	228,731.4
2012-13		783,966.3	444,919.9	190,555.4	621,466.0	1,504,034.0	205,311.0
2013-14		886,479.3	496,850.9	221,052.9	691,397.7	1,570,968.0	213,427.6
2014-15		1,019,546.8	571,607.2	280,008.3	761,241.6	1,274,835.8	193,222.0
2015	Mar	85,025.8	43,610.4	19,864.3	62,032.5	81,860.3	14,289.9
	Apr	88,780.4	50,191.1	19,541.7	66,645.1	105,102.4	12,562.8
	May	83,296.8	50,764.7	21,674.2	67,244.4	94,332.1	15,812.3
	Jun	106,780.7	55,418.4	21,861.4	65,432.0	122,286.5	20,135.6
	Jul	72,735.5	43,599.3	23,355.1	64,400.6	82,466.3	12,561.6
	Aug	85,852.2	53,996.1	24,846.2	58,440.3	103,605.8	18,185.4
	Sep	81,127.0	49,548.4	27,869.5	60,511.0	82,199.7	19,836.4
	Oct	100,180.6	56,462.9	31,751.8	72,699.4	82,217.7	20,621.4
	Nov	104,984.1	57,441.7	25,158.7	70,570.4	71,025.8	15,007.0
	Dec	107,711.7	57,640.1	23,847.8	65,912.5	69,500.4	13,535.4
2016	Jan	101,988.2	57,356.8	24,612.9	48,724.4	58,437.1	15,196.3
	Feb	89,787.7	52,117.9	19,382.6	54,454.1	58,031.5	16,567.8
	Mar	98,704.2	54,700.5	26,432.2	61,143.8	63,576.9	18,062.5

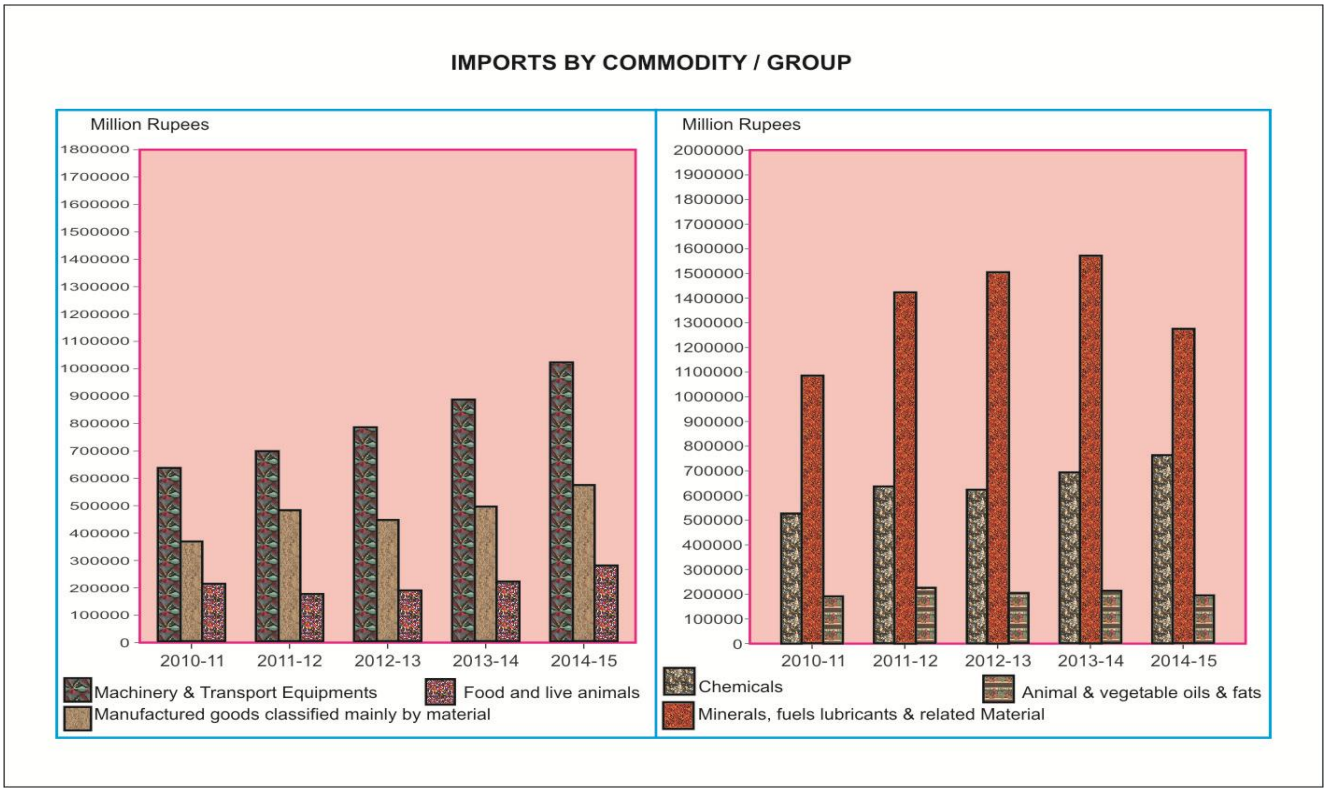

10.4 Exports by Selected Commodities in Dollars

(In Thousand Dollar)

Groups/commodities	Unit	March, 2016		Cuml, From July, 2015		March, 2015		Cuml, From July, 2014	
		Quantity	Value	Quantity	Value	Quantity	Value	Quantity	Value
GRAND TOTAL			***1738140***		***15597488***		***1926125***		***17921233***
A.PRIMARY COMMODITIES			***297151***		***2656880***		***399023***		***3190222***
01.RICE	MT	415905	167262	3140788	1376148	455027	215037	2948187	1569731
(I) RICE BASMATI	MT	17412	17294	341115	316856	46197	50990	388665	461065
(II) RICE OTHER VARIETIES	MT	398493	149967	2799673	1059292	408830	164046	2559522	1108667
02.FISH AND FISH PREPARATIONS	KG	11706101	27817	92046213	240038	10481575	26561	99203275	253497
03.FRUITS & VEGETABLES INCL.JUICES	KG	143941866	61706	1111292251	521342	213727832	78569	1177137706	561362
(I) FRUITS	KG	59867462	35858	590671191	356324	89956602	37343	608754976	376494
(II) VEGETABLES	KG	82669106	23983	508354591	150632	121075078	38630	539029062	159696
(III) FRUIT & VEGETABLE JUICES	KG	1405298	1865	12266469	14387	2696152	2596	29353668	25172
04.WHEAT	MT			50	20	1560	564	4752	1611
05.WHEAT FLOUR	MT	14798	4369	501991	160106	103402	32767	519566	199957
06.SPICES(INCL. CHILLIES)	KG	2291530	8493	15113082	56171	1478202	5637	13876848	46999
07.OIL SEEDS, NUTS AND KERNALS	KG	1099007	1460	14453275	19865	3213847	5139	34823742	59418
08.LEGUMINOUS VEGETABLE	KG	2000	2	2000	2	2230	2	2230	2
09.FLOWERS	KG	44042	103	332375	740	20615	61	250594	612
10.RAW HIDES AND SKINS	KG			167776	607	140409	172	153659	473
11.RAW WOOL AND ANIMAL HAIR	KG	267043	451	3394848	5593	319299	482	5424348	7122
(I) RAW WOOL	KG	62521	108	1296903	2230	59675	94	1566827	2221
(II) ANIMAL HAIR	KG	204522	343	2097945	3363	259624	388	3857521	4900
12.CRUDE ANIMAL MATERIAL	KG	1265677	1989	16135100	18908	1937730	2583	12513922	26773
13.CRUDE FERTILIZER	MT	2845	331	21878	2387	3587	335	17610	1493
14.MOLASSES	KG	194160	21	53055112	6094	22400	2	48965288	6383
15.RAW COTTON	MT	614	895	48513	75324	1612	2695	90877	142032
16.COTTON WASTE	MT	3749	4046	31708	32495	4401	4996	32337	37771
17.PETROLEUM CRUDE	MT	43976	12351	248692	88873	40429	17965	319934	215363
18.MARBLES AND STONES	MT	40802	5394	325264	44672	30434	4461	315653	47879
19.TOBACCO	KG	114282	462	2404974	7495	281016	994	2673669	9256
(I) UN-MANUFACTURED	KG	104701	415	2271164	6879	255738	905	2517842	8587
(II) MANUFACTURED EXCL.CIGARETTE	KG	9581	47	133810	616	25278	89	155827	669
20.COKE	MT							20000	2489
B.TEXTILES MANUFACTURES			***964342***		***9017378***		***995738***		***9792593***
01.COTTON YARN	KG	31226261	92754	327036372	989041	44265689	130934	512609469	1464065
02.COTTON CLOTH	SQM	190551585	199713	1659455168	1685264	175993045	211480	1566777214	1875705
03.ARTICLES OF APPAREL & CLOTHING ACCESSORIES (EXCL. KNITWEARS)	DOZ	2566823	171452	23704262	1608717	2397642	162188	23110852	1544530
04.ART SILK AND SYNTHETIC TEXTILES	SQM	23384147	23463	219457118	222114	19999428	28518	209202083	255674
05.COTTON THREAD	KG	586197	2263	4182304	16852	672753	3069	2365690	10533
06.TEXTILE FABRICS WOVEN(OTHER THAN COTTON & ARTIFICIAL FABRICS)	--		519		5445		1188		3020
07.TULE, LACE, EMBROIDERY ETC	--		1229		11157		1090		9825
08.COTTON BAGS/SACKS	MT	330	692	4411	8164	194	468	4760	9617
09.TENTS & OTHER CANVAS GOODS	KG	1679177	4590	25988872	68361	2761956	8254	37380677	104600
10.BED WEAR	KG	28994645	171182	244295345	1508609	24849104	154683	241646049	1570390
11.TOWELS	KG	13550547	60763	135645801	597001	14923269	65588	127443927	590467
12.TEXTILE MADE UPS (EXCL. TOWELS & BED WEAR)	--		50409		471618		53372		488180
13.KNITWEARS	DOZ	8574293	174997	85459792	1746917	7861848	166440	78706039	1787279
14.WASTE MATERIAL OF TEXTILE FIBRES/FABRICS	KG	3173865	1903	26341937	18721	2331827	2300	27980041	21518
15.YARN OTHER THAN COTTON YARN	KG	1329518	3420	10044602	26467	1402500	3777	10754365	33278
16.KINTTED OR CROCHATED FABRICS	SQM	1574103	4993	10727199	32931	716764	2390	5922793	23912

Contd.

10.4 Exports by Selected Commodities in Dollars

(In Thousand Dollar)

Groups/commodities	Unit	March, 2016		Cuml, From July, 2015		March, 2015		Cuml, From July, 2014	
		Quantity	Value	Quantity	Value	Quantity	Value	Quantity	Value
C.OTHER MANUFACURES			***254830***		***2383025***		***324328***		***3038895***
01.CIGARETTES	THNO	855	21	22381	509	3450	72	26587	588
02.LEATHER	SQM	1486061	31588	12690884	267771	1696889	41578	16285616	367008
03.CARPETS,RUGS AND TAPESTRIES ETC	SQM	121730	6096	1371851	74030	168138	9562	1925756	92924
(I) WOOLLEN CARPETS AND RUGS	SQM	108815	5846	1253120	71570	163268	9470	1736125	90632
(II) WOOLLEN CARPET MACHINE MADE	SQM			6027	190			1661	54
(III) TAPESTRY CLOTH	SQM					44	1	44	1
(IV) CARPETS KNOTTED & OTHER FLOOR COVERING	SQM	12915	250	112704	2270	4826	92	187926	2238
04.PETROLEUM PRODUCTS	MT	9603	4597	71062	40045	55582	39537	323107	295007
05.FEEDING STUFF FOR ANIMALS	KG	19578665	3854	256705191	47888	29919069	6740	229644926	48095
06.CHEMICALS AND PHARMACEUTICAL PRODUCTS	--		65448		588495		61955		676187
(I) PLASTIC MATERIALS	KG	8714094	18820	87071926	141473	28302903	28152	173858238	205650
(II) PHARMACAUTICAL PRODUCTS.	KG	806243	15104	8505442	152864	1092437	17855	11451002	158182
(III) FERTILIZER MANUFACTURES	MT								
(IV) OTHER CHEMICAL	--		31523		294157		15948		312354
07.RUBBER MANUFACTURES	--		1088		9064		1230		8479
08.PAPER AND PAPER BOARD	KG	2475600	7027	13545920	40324	789404	2815	10456174	29959
09.GUAR AND GUAR PRODUCTS	KG	1326271	1763	11501018	18991	1850731	3592	19426924	45779
10.CUTLERY	--		6207		58346		6944		63888
11.GOLD	GM								
12.COPPER AND ARTICLES THEREOF	--		4248		52637		6843		102015
13.MACHINERY & TRANSPORT EQUIPMENT (INCL.ENGINEERING ELECTRICAL GOODS)	--		14689		134273		17620		170685
(I) ELECTRIC FANS	NO	96663	1860	778017	16047	168603	3523	1088479	22073
(II) TRANSPORT EQUIPMENT	--		340		6966		637		8342
(III) OTHER ELECTRICAL MACHINERY	--		3148		28873		3690		47988
(IV) MACHINERY SPECIALIZED PARTICULARS INDUSTRIES	--		2165		22316		2928		24789
(V) AUTO PARTS	--		1127		11274		1373		15269
(VI) OTHER MACHINERY	--		6048		48797		5470		52223
14.FOOTWEARS	PAIR	1195177	7385	9098177	79332	1093929	9232	9850355	98847
(I) LEATHER FOOTWEAR	PAIR	354321	5413	4306637	64525	513629	7054	5299266	84527
(II) CANVAS FOOTWEAR	PAIR	1692	10	115059	451	697	3	91487	334
(III) OTHER FOOTWEAR	PAIR	839164	1962	4676481	14355	579603	2175	4459602	13985
15.LEATHER MANUFACTURES(EXCL. LEATHER FOOTWEARS)	--		38082		396422		48466		460785
(I) LEATHER GLOVES	DOZ	434715	16439	3742971	143698	883663	23595	5567797	168203
(II) APPAREL & CLOTHING	DOZ	58130	20417	656012	242564	73492	23739	747995	282065
(III) OTHER LEATHER MANUFACTURES	KG	138794	1226	799260	10160	99533	1131	813517	10517
16.HOUSE-HOLD EQUIPMENT	KG	429240	561	3429795	6201	327820	775	3564849	7769
17.SPORTS GOODS	--		24752		234594		28898		240511
(I) FOOT BALLS COMPLETE	DOZ	318258	15318	2572977	123714	272979	14001	2343608	119928
(II) GLOVES (SPORTS)	DOZ	125097	4920	1502499	69127	178418	7812	2164601	72288
(III) OTHER	--		4513		41753		7085		48295
18.SURGICAL GOODS,MEDICAL INSTRUMENTS AND APPLIANCES	NO	13888190	28631	174126254	262669	21818731	31047	175120653	254449
19.ONYX MANUFACTURED	KG	167663	384	2487265	5575	169487	311	2310957	5267
20.HANDICRAFTS	--				13		79		3875
21.TEXTILE PRODUCT & ARTICLE FOR TECHNICAL USE	KG	8462	46	168688	954			195482	1185
22.BOOKS AND PRINTED MATTERS	--		695		4933		918		5489
23.PIG IRON	MT	141	18	141	18			92	75
24.PRECIOUS/SEMI-PRECIOUS STONE	GM	461104	369	5626259	2960	981356	498	10873960	5903
25.JEWELLERY	--		706		5205		730		4951
26.ARTICLES OF PLASTIC	KG	1737349	5789	14674629	46663	1816196	4296	18772908	42659
27.FURNITURE	NO	47879	670	261431	3917	33203	454	263839	5580
28.PARTS OF FOOTWEAR	--		116		1196		136		937
D.OTHERS	--		221817		1540205		207036		1899523

10.5 Exports by Selected Commodities in Rupees

(In Thousand Rupees)

Groups/commodities	Unit	March, 2016		Cuml, From July, 2015		March, 2015		Cuml, From July, 2014	
		Quantity	Value	Quantity	Value	Quantity	Value	Quantity	Value
GRAND TOTAL			***181891098***		***1623826710***		***196002060***		***1812803429***
A.PRIMARY COMMODITIES			***31095934***		***276947598***		***40604538***		***322953929***
01.RICE	MT	415905	17503445	3140788	143558717	455027	21882094	2948187	158897159
(I) RICE BASMATI	MT	17412	1809807	341115	32952526	46197	5188774	388665	46692399
(II) RICE OTHER VARIETIES	MT	398493	15693639	2799673	110606191	408830	16693320	2559522	112204759
02.FISH AND FISH PREPARATIONS	KG	11706101	2910937	92046213	25040348	10481575	2702855	99203275	25687092
03.FRUITS & VEGETABLES INCL.JUICES	KG	143941866	6457296	1111292251	54389867	213727832	7995200	1177137706	56774498
(I) FRUITS	KG	59867462	3752450	590671191	37208773	89956602	3800056	608754976	38065141
(II) VEGETABLES	KG	82669106	2509703	508354591	15683905	121075078	3930993	539029062	16160692
(III) FRUIT & VEGETABLE JUICES	KG	1405298	195142	12266469	1497189	2696152	264151	29353668	2548665
04.WHEAT	MT			50	2061	1560	57399	4752	163449
05.WHEAT FLOUR	MT	14798	457191	501991	16616170	103402	3334319	519566	20238594
06.SPICES(INCL. CHILLIES)	KG	2291530	888725	15113082	5857000	1478202	573585	13876848	4757071
07.OIL SEEDS, NUTS AND KERNALS	KG	1099007	152779	14453275	2076008	3213847	522951	34823742	6020475
08.LEGUMINOUS VEGETABLE	KG	2000	205	2000	205	2230	241	2230	241
09.FLOWERS	KG	44042	10809	332375	77278	20615	6249	250594	61659
10.RAW HIDES AND SKINS	KG			167776	63257	140409	17455	153659	48200
11.RAW WOOL AND ANIMAL HAIR	KG	267043	47197	3394848	581340	319299	49098	5424348	718715
(I) RAW WOOL	KG	62521	11308	1296903	231899	59675	9610	1566827	224835
(II) ANIMAL HAIR	KG	204522	35890	2097945	349441	259624	39488	3857521	493880
12.CRUDE ANIMAL MATERIAL	KG	1265677	208114	16135100	1969004	1937730	262894	12513922	2704364
13.CRUDE FERTILIZER	MT	2845	34681	21878	248677	3587	34043	17610	150969
14.MOLASSES	KG	194160	2184	53055112	633830	22400	231	48965288	637339
15.RAW COTTON	MT	614	93636	48513	7811410	1612	274254	90877	14421136
16.COTTON WASTE	MT	3749	423358	31708	3387166	4401	508428	32337	3816174
17.PETROLEUM CRUDE	MT	43976	1292537	248692	9202871	40429	1828066	319934	21828478
18.MARBLES AND STONES	MT	40802	564483	325264	4650541	30434	454000	315653	4839532
19.TOBACCO	KG	114282	48356	2404974	781847	281016	101176	2673669	936504
(I) UN-MANUFACTURED	KG	104701	43402	2271164	717678	255738	92116	2517842	868672
(II) MANUFACTURED EXCL.CIGARETTE	KG	9581	4953	133810	64169	25278	9061	155827	67832
20.COKE	MT							20000	252280
B.TEXTILES MANUFACTURES			***100915457***		***938507330***		***101326069***		***990499669***
01.COTTON YARN	KG	31226261	9706389	327036372	102829681	44265689	13323839	512609469	148165043
02.COTTON CLOTH	SQM	190551585	20899341	1659455168	175439208	175993045	21520170	1566777214	189724736
03.ARTICLES OF APPAREL & CLOTHING ACCESSORIES (EXCL. KNITWEARS)	DOZ	2566823	17941937	23704262	167486883	2397642	16504209	23110852	156185024
04.ART SILK AND SYNTHETIC TEXTILES	SQM	23384147	2455355	219457118	23121677	19999428	2901949	209202083	25861758
05.COTTON THREAD	KG	586197	236768	4182304	1761263	672753	312263	2365690	1063991
06.TEXTILE FABRICS WOVEN(OTHER THAN COTTON & ARTIFICIAL FABRICS)	--		54281		566785		120930		306419
07.TULE, LACE, EMBROIDERY ETC	--		128583		1161396		110967		994222
08.COTTON BAGS/SACKS	MT	330	72439	4411	851196	194	47658	4760	970895
09.TENTS & OTHER CANVAS GOODS	KG	1679177	480346	25988872	7136221	2761956	839906	37380677	10599141
10.BED WEAR	KG	28994645	17913672	244295345	157035692	24849104	15740478	241646049	158812955
11.TOWELS	KG	13550547	6358634	135645801	62126741	14923269	6674252	127443927	59745609
12.TEXTILE MADE UPS (EXCL. TOWELS & BED WEAR)	--		5275179		49125786		5431088		49390551
13.KNITWEARS	DOZ	8574293	18312960	85459792	181732293	7861848	16936876	78706039	180706581
14.WASTE MATERIAL OF TEXTILE FIBRES/FABRICS	KG	3173865	199156	26341937	1948795	2331827	234012	27980041	2177142
15.YARN OTHER THAN COTTON YARN	KG	1329518	357869	10044602	2754970	1402500	384311	10754365	3371335
16.KINTTED OR CROCHATED FABRICS	SQM	1574103	522548	10727199	3428743	716764	243162	5922793	2424267

Contd.

10.5 Exports by Selected Commodities in Rupees

(In Thousand Rupees)

Groups/commodities	Unit	March, 2016		Cuml, From July, 2015		March, 2015		Cuml, From July, 2014	
		Quantity	Value	Quantity	Value	Quantity	Value	Quantity	Value
C.OTHER MANUFACURES			***26667194***		***247962064***		***33003521***		***307204971***
01.CIGARETTES	THNO	855	2167	22381	53078	3450	7281	26587	59708
02.LEATHER	SQM	1486061	3305582	12690884	27863161	1696889	4230920	16285616	37127116
03.CARPETS,RUGS AND TAPESTRIES ETC	SQM	121730	637953	1371851	7710208	168138	973069	1925756	9397823
(I) WOOLLEN CARPETS AND RUGS	SQM	108815	611803	1253120	7454852	163268	963645	1736125	9166311
(II) WOOLLEN CARPET MACHINE MADE	SQM			6027	19482			1661	5389
(III) TAPESTRY CLOTH	SQM					44	55	44	55
(IV) CARPETS KNOTTED & OTHER FLOOR COVERING	SQM	12915	26151	112704	235873	4826	9369	187926	226069
04.PETROLEUM PRODUCTS	MT	9603	481112	71062	4158776	55582	4023305	323107	29818130
05.FEEDING STUFF FOR ANIMALS	KG	19578665	403322	256705191	4990664	29919069	685889	229644926	4862339
06.CHEMICALS AND PHARMACEUTICAL PRODUCTS	--		6848959		61160833		6304483		68332642
(I) PLASTIC MATERIALS	KG	8714094	1969499	87071926	14716453	28302903	2864772	173858238	20817827
(II) PHARMACAUTICAL PRODUCTS.	KG	806243	1580631	8505442	15908578	1092437	1816880	11451002	16002375
(III) FERTILIZER MANUFACTURES	MT								
(IV) OTHER CHEMICAL	--		3298830		30535802		1622832		31512441
07.RUBBER MANUFACTURES	--		113818		944085		125150		858912
08.PAPER AND PAPER BOARD	KG	2475600	735326	13545920	4199181	789404	286430	10456174	3029151
09.GUAR AND GUAR PRODUCTS	KG	1326271	184489	11501018	1974992	1850731	365539	19426924	4625713
10.CUTLERY	--		649508		6074520		706576		6461703
11.GOLD	GM								
12.COPPER AND ARTICLES THEREOF	--		444576		5485549		696355		10313821
13.MACHINERY & TRANSPORT EQUIPMENT (INCL.ENGINEERING ELECTRICAL GOODS)	--		1537153		13978985		1793032		17232681
(I) ELECTRIC FANS	NO	96663	194609	778017	1669297	168603	358477	1088479	2227665
(II) TRANSPORT EQUIPMENT	--		35630		721494		64794		842759
(III) OTHER ELECTRICAL MACHINERY	--		329409		3003591		375451		4832008
(IV) MACHINERY SPECIALIZED PARTICULARS INDUSTRIES	--		226606		2319410		297972		2505460
(V) AUTO PARTS	--		117948		1173266		139673		1548595
(VI) OTHER MACHINERY	--		632952		5091926		556666		5276194
14.FOOTWEARS	PAIR	1195177	772847	9098177	8253550	1093929	939458	9850355	9976914
(I) LEATHER FOOTWEAR	PAIR	354321	566459	4306637	6712158	513629	717786	5299266	8526936
(II) CANVAS FOOTWEAR	PAIR	1692	1092	115059	46970	697	313	91487	33738
(III) OTHER FOOTWEAR	PAIR	839164	205296	4676481	1494422	579603	221359	4459602	1416240
15.LEATHER MANUFACTURES(EXCL. LEATHER FOOTWEARS)	--		3985174		41250674		4931841		46604855
(I) LEATHER GLOVES	DOZ	434715	1720325	3742971	14953843	883663	2401070	5567797	17031163
(II) APPAREL & CLOTHING	DOZ	58130	2136584	656012	25238270	73492	2415720	747995	28510574
(III) OTHER LEATHER MANUFACTURES	KG	138794	128266	799260	1058561	99533	115050	813517	1063118
16.HOUSE-HOLD EQUIPMENT	KG	429240	58660	3429795	646863	327820	78859	3564849	785442
17.SPORTS GOODS	--		2590184		24428291		2940688		24294680
(I) FOOT BALLS COMPLETE	DOZ	318258	1603012	2572977	12877075	272979	1424742	2343608	12116577
(II) GLOVES (SPORTS)	DOZ	125097	514903	1502499	7193132	178418	794933	2164601	7295039
(III) OTHER	--		472270		4358083		721013		4883065
18.SURGICAL GOODS,MEDICAL INSTRUMENTS AND APPLIANCES	NO	13888190	2996121	174126254	27351077	21818731	3159354	175120653	25752120
19.ONYX MANUFACTURED	KG	167663	40177	2487265	581396	169487	31619	2310957	531541
20.HANDICRAFTS	--				1412		8087		388902
21.TEXTILE PRODUCT & ARTICLE FOR TECHNICAL USE	KG	8462	4812	168688	99377			195482	119789
22.BOOKS AND PRINTED MATTERS	--		72779		514280		93428		555937
23.PIG IRON	MT	141	1833	141	1833			92	7591
24.PRECIOUS/SEMI-PRECIOUS STONE	GM	461104	38592	5626259	308892	981356	50652	10873960	597228
25.JEWELLERY	--		73922		542038		74265		500685
26.ARTICLES OF PLASTIC	KG	1737349	605802	14674629	4855411	1816196	437172	18772908	4310756
27.FURNITURE	NO	47879	70162	261431	408062	33203	46185	263839	564155
28.PARTS OF FOOTWEAR	--		12163		124876		13886		94635
D.OTHERS	--		23212514		160409718		21067932		192144859

10.6 Imports by Selected Commodities in Dollars

(In Thousand Dollar)

Groups/commodities	Unit	March, 2016		Cuml, From July, 2015		March, 2015		Cuml, From July, 2014	
		Quantity	Value	Quantity	Value	Quantity	Value	Quantity	Value
GRAND TOTAL			***3547093***		***32444670***		***3463183***		***33948031***
A. FOOD GROUP			***311066***		***2654351***		***247654***		***2464742***
1.MILK AND CREAM	KG	7554146	21487	44806506	128866	6004369	15615	49197440	132592
2.WHEAT UNMILLED	MT	--	--	--	--	941	238	686057	185299
3.PULSES	KG	58541375	44407	695897957	444386	46480956	29769	465147412	284426
4.DRY FRUITS	KG	18475072	18000	102559491	105101	16887555	13909	120943854	81783
5.SUGAR REFINED	MT	649	320	9747	5041	770	453	8675	5459
6.TEA	KG	13973233	39611	133335185	403924	15501166	36629	120356699	262397
7.SPICES	KG	10260379	11116	111713478	105736	11726971	10133	91239150	74021
8.MILK FOOD FOR BABIES,INFT.,INVLD	KG	1020071	7918	8616906	64384	547091	4648	6917668	56062
9.BEVERAGES	LTR	1295696	971	8150261	5078	2239314	1073	8854468	5648
10.PALM OIL	KG	268351852	155210	2048017532	1241192	179357794	135113	1733122077	1339738
11.SOYABEAN OIL	KG	9669628	12027	115794250	150641	52513	73	38178047	37318
B. MACHINERY GROUP			943210		8091057		835553		7319147
1.POWER GENERATING MACH.	--		159596		1341064		84109		934039
2.AGRICULTURE MACHINERY&IMPLEMENTS	--		6582		62113		9792		78149
3.CONSTRUCTION & MINING MACHINERY	--		23711		223719		13765		199178
4.TEXTILE MACHINERY	--		38690		332094		51672		336126
5.METAL WORKING MACHINERY	--		6586		70470		12851		56462
6.GEN INDUSTRIAL MACH & EQU/PARTS NS.	--		163003		1294027		182635		1278119
7.OFFICE MACH.INCL.DATA PROS. EQUP	. --		29984		231631		25028		314625
8.TELECOM & SOUND RECORDING EQUP	--		121786		1046766		108620		1070777
9.ELECTRICAL MACHINERY & APPARATUS	--		138111		1320246		97567		873229
10.ROAD MOTOR VEHICLES	--		157806		1323974		127544		1053619
11.RAILWAY VEHICLES	--		4623		37875		2717		182734
12.AIRCRAFTS,SHIPS AND BOATS	--		49685		474114		78437		605201
13.OTHER MACHINERY	--		43047		332964		40815		336890
C. PETROLEUM GROUP			554639		6078789		748954		9003701
1.CRUDE PETROLEUM	MT	448633	128613	4284361	1834414	298000	211329	4269787	3201769
2.PETROLEUM PRODUCTS	MT	707115	349142	6957006	3750387	867190	498715	8409038	5694851
3.GAS NATURAL & MANUFACTURED	--		76884		493988		38911		107081
D. TEXTILE GROUP			109944		1060076		108647		1074107
1.SYNTHETIC AND REGENERATED FIBRE	KG	18962772	37082	181498493	368889	16479695	32517	213088830	391510
2.SYNTHETIC & ARTIFICIAL SILK YARN	KG	24089413	51826	211488775	468046	25805992	54417	227275989	492226
3.WORN CLOTHING	KG	34853345	13706	345087358	117413	32164679	10494	333793489	91074
4.ARTICLES OF APPAREL & CLOTHING	--		5433		75136		5504		60048
5.BAGS & SACKS OF TEX. MATERIALS	MT	289	402	5445	6923	564	707	4388	5392
6.JUTE	MT	2100	1495	35936	23670	8525	5007	60376	33857
E. AGRICULTURE/OTH. CHEMICAL GROUP			584286		5349715		609597		5553044
1.ORGANIC CHEMICALS	--		149265		1252379		143180		1356883
2.INORGANIC CHEMICALS	--		37855		374634		34485		360687
3.DYEING TANNING & COLOUR MATERIAL	KG	14027302	34625	117497537	297136	11098562	33482	98362768	289496
4.MEDICINAL PRODUCTS	KG	2008782	82362	14842150	671499	2155598	87842	17246920	733884
5.ESSENTIAL OIL, PERFUMES TOILT ETC	KG	10466576	30484	89038193	240477	10434023	26926	78190368	214494

Contd.

10.6 Imports by Selected Commodities in Dollars

(In Thousand Dollar)

Groups/commodities	Unit	March, 2016		Cuml, From July, 2015		March, 2015		Cuml, From July, 2014	
		Quantity	Value	Quantity	Value	Quantity	Value	Quantity	Value
6.FERTILIZER MANUFACTURED	MT	36172	16933	1392391	639722	77249	32405	1583151	721394
7.PLASTIC MATERIALS	KG	90050192	162819	714627723	1314138	112376556	157384	795511605	1301779
8.INSECTICIDES	KG	1359653	12148	13768835	116376	1873745	9269	17281228	99506
9.OTHER.CHEMICAL PRODUCTS	--		57796		443352		84624		474921
F. METAL GROUP			353139		2833146		290946		2562396
1.IRON ORES AND CONCENTRATES	MT	--	--	9500	1399	34212	5379	166629	27125
2.IRON AND STEEL SCRAP	MT	365019	91733	2798498	776875	256877	85596	2123725	752190
3.NON FERROUS BASE METAL WASTE & SCR	MT	13921	7004	113768	57988	9635	5906	91707	49184
4.IRON AND STEEL	MT	342031	190158	2238783	1441853	202451	139055	1712287	1290282
5.ALUMINIUM WROUGHT & WORKED	--		17800		139111		13177		103373
6.MANUFACTURES OF METAL NES	--		46444		415920		41831		340242
G. MISCELLANEOUS ITEMS			380822		3376040		389590		3604543
1.FEEDING STUFF FOR ANIMALS	KG	98375828	49027	687777423	323665	86914135	41368	850416456	432447
2.HIDES,SKINS AND FURSKINS RAW	KG	795609	2701	7978269	25003	1350146	5294	11126510	45815
3.OIL SEEDS & OLEAGINOUS FRUITS	KG	79671036	55977	877544616	560110	86401874	55906	1070520997	643638
4.RUBBER CRUDE INCL.SYNTH/RECLAIMED	KG	4196001	11238	52982869	110356	11148131	15427	91852462	112787
5.WOOD & CORK	--		12127		81229		8586		70568
6.PULP AND WASTE PAPER	KG	27912444	13260	172268592	85596	19611257	9960	167543738	83708
7.FERTILIZER CRUDE	MT	9479	3624	136223	54310	77	33	44991	20815
8.CRUDE ANIMAL&VEGETABLE MATERIALS	KG	8398391	14927	74474899	130616	7735887	10885	68978260	102010
9.COAL, COKE & BRIQUETTES	MT	472681	44810	3508491	347031	512358	55492	3791234	414936
10.ANIMAL OILS AND FATS	KG	2545142	1402	15142070	8894	1964307	1461	22119234	17088
11.ANIMAL/VEG, FAT OIL WAX ETC NES	KG	1008696	1024	13177927	15098	1172446	1427	13356235	16508
12.RUBBER TYRES & TUBES	NO	300397	19143	3501082	224549	324465	18044	3385022	191402
13.CORK/WOOD MFG.(EXCL FURNITURE)	KG	10923086	6771	79312812	57025	8672244	5007	83206121	44361
14.PAPER&PAPER BOARD & MANF. THEREOF	KG	56652744	51325	365800345	361614	36289325	38557	357152562	352916
15.CEMENT	MT	6977	1471	45466	9823	2758	688	33251	9031
16.PREFABRICATED BUILDGS,SANITRY,PLG	--		8014		80487		6732		74136
17.FOOTWEAR	PAIR	448482	2326	14335369	71169	782983	3405	14678714	66005
18.PROFESSIONAL,SCIENTFIC & CONTROL	--		43763		398538		41287		374528
19.PHOTO EQPT, OPTICAL GOODS N.E.S.	--		5809		55132		10067		48831
20.PRINTED MATTERS	--		6217		39130		5374		129433
21.ARTICLES N.E.S. OF PLASTICS	KG	1491745	9599	15733485	87617	2360888	8841	21995157	78711
22.BABY CARRIAGES, TOYS GAMES ETC.	--		4238		52649		6875		50244
23.OFFICE STATIONERY SUPPLY N.E.S	--		3575		29549		2836		25609
24.JEWELLERY OFGOLD/SILVERSMITH WEAR	--		1005		10903		744		9219
25.MUSICAL INSTRUMENTS AND PARTS	--		5033		102026		9083		113498
26.ARTICLES & MFG. OF CAVING ETC.	--		860		34350		24638		60255
27.GOLD.NON-MENETART NOT ORE/CONCEN	GM	40651	1557	528050	19569	35709	1572	392887	16046
ALL OTHER ITEMS	--		309986		3001496		232242		2366351

10.7 Imports by Selected Commodities in Rupees

(In Thousand Rupees)

Groups/commodities	Unit	March, 2016		Cuml, From July, 2015		March, 2015		Cuml, From July, 2014	
		Quantity	Value	Quantity	Value	Quantity	Value	Quantity	Value
GRAND TOTAL			***371192643***		***3377892015***		***352412879***		***3435442430***
A. FOOD GROUP			***32552137***		***276416864***		***25201250***		***249566423***
1.MILK AND CREAM	KG	7554146	2248579	44806506	13411944	6004369	1589022	49197440	13387141
2.WHEAT UNMILLED	MT	--	--	--	--	941	24228	686057	18960061
3.PULSES	KG	58541375	4647010	695897957	46289181	46480956	3029262	465147412	28760717
4.DRY FRUITS	KG	18475072	1883635	102559491	10947865	16887555	1415418	120943854	8275262
5.SUGAR REFINED	MT	649	33457	9747	523208	770	46095	8675	553350
6.TEA	KG	13973233	4145139	133335185	42075431	15501166	3727405	120356699	26552597
7.SPICES	KG	10260379	1163267	111713478	11012608	11726971	1031128	91239150	7486444
8.MILK FOOD FOR BABIES,INFT.,INVLD	KG	1020071	828591	8616906	6708635	547091	472929	6917668	5674906
9.BEVERAGES	LTR	1295696	101652	8150261	527998	2239314	109217	8854468	571121
10.PALM OIL	KG	268351852	16242239	2048017532	129194112	179357794	13749090	1733122077	135584062
11.SOYABEAN OIL	KG	9669628	1258569	115794250	15725881	52513	7457	38178047	3760762
B. MACHINERY GROUP			98704202		843071204		85025767		740720570
1.POWER GENERATING MACH.	--		16701232		139876255		8558916		94552620
2.AGRICULTURE MACHINERY&IMPLEMENTS	--		688840		6463525		996410		7905852
3.CONSTRUCTION & MINING MACHINERY	--		2481236		23248297		1400702		20076677
4.TEXTILE MACHINERY	--		4048773		34573970		5258159		33985937
5.METAL WORKING MACHINERY	--		689174		7352985		1307689		5712750
6.GEN INDUSTRIAL MACH & EQU/PARTS NS.	--		17057762		134859984		18584949		129417368
7.OFFICE MACH.INCL.DATA PROS. EQUP.	--		3137744		24135523		2546887		31810043
8.TELECOM & SOUND RECORDING EQUP	--		12744563		109077822		11053201		108246299
9.ELECTRICAL MACHINERY & APPARATUS	--		14452863		137606243		9928413		88370628
10.ROAD MOTOR VEHICLES	--		16514039		137896980		12978865		106659570
11.RAILWAY VEHICLES	--		483785		3929540		276510		18420576
12.AIRCRAFTS,SHIPS AND BOATS	--		5199402		49330200		7981689		61498853
13.OTHER MACHINERY	--		4504789		34719882		4153375		34063398
C. PETROLEUM GROUP			58041317		631775634		76213414		911086961
1.CRUDE PETROLEUM	MT	448633	13459009	4284361	190369270	298000	21504783	4269787	324212267
2.PETROLEUM PRODUCTS	MT	707115	36536621	6957006	390004172	867190	50749105	8409038	576002222
3.GAS NATURAL & MANUFACTURED	--		8045687		51402192		3959526		10872472
D. TEXTILE GROUP			11505340		110337483		11055870		108606059
1.SYNTHETIC AND REGENERATED FIBRE	KG	18962772	3880493	181498493	38326814	16479695	3308969	213088830	39591790
2.SYNTHETIC & ARTIFICIAL SILK YARN	KG	24089413	5423461	211488775	48755250	25805992	5537509	227275989	49752309
3.WORN CLOTHING	KG	34853345	1434309	345087358	12238138	32164679	1067895	333793489	9209854
4.ARTICLES OF APPAREL & CLOTHING	--		568558		7832238		560097		6079182
5.BAGS & SACKS OF TEX. MATERIALS	MT	289	42118	5445	719894	564	71939	4388	544292
6.JUTE	MT	2100	156401	35936	2465149	8525	509461	60376	3428633
E. AGRICULTURE/OTH. CHEMICAL GROUP			61143761		556856459		62032471		561920056
1.ORGANIC CHEMICALS	--		15620103		130272713		14569981		137266514
2.INORGANIC CHEMICALS	--		3961398		38963828		3509192		36451996
3.DYEING TANNING & COLOUR MATERIAL	KG	14027302	3623415	117497537	30933988	11098562	3407079	98362768	29254039
4.MEDICINAL PRODUCTS	KG	2008782	8618902	14842150	69977679	2155598	8938762	17246920	74417156

Contd.

10.7 Imports by Selected Commodities in Rupees

(In Thousand Rupees)

Groups/commodities	Unit	March, 2016		Cuml, From July, 2015		March, 2015		Cuml, From July, 2014	
		Quantity	Value	Quantity	Value	Quantity	Value	Quantity	Value
5.ESSENTIAL OIL, PERFUMES TOILT ETC	KG	10466576	3190042	89038193	25033768	10434023	2740015	78190368	21712954
6.FERTILIZER MANUFACTURED	MT	36172	1771941	1392391	66602385	77249	3297534	1583151	73073274
7.PLASTIC MATERIALS	KG	90050192	17038559	714627723	136811235	112376556	16015363	795511605	131614035
8.INSECTICIDES	KG	1359653	1271286	13768835	12088721	1873745	943207	17281228	10064400
9.OTHER.CHEMICAL PRODUCTS	--		6048116		46172143		8611338		48065690
F. METAL GROUP			36954936		295109702		29606566		259322332
1.IRON ORES AND CONCENTRATES	MT	--	--	9500	142300	34212	547413	166629	2763611
2.IRON AND STEEL SCRAP	MT	365019	9599568	2798498	80912907	256877	8710269	2123725	76110966
3.NON FERROUS BASE METAL WASTE & SCR	MT	13921	732954	113768	6034738	9635	600995	91707	4970384
4.IRON AND STEEL	MT	342031	19899481	2238783	150183614	202451	14150255	1712287	130585517
5.ALUMINIUM WROUGHT & WORKED	--		1862744		14495273		1340922		10462973
6.MANUFACTURES OF METAL NES	--		4860189		43340870		4256713		34428881
G. MISCELLANEOUS ITEMS			39851832		351438252		39644602		364763822
1.FEEDING STUFF FOR ANIMALS	KG	98375828	5130509	687777423	33576519	86914135	4209596	850416456	43735145
2.HIDES,SKINS AND FURSKINS RAW	KG	795609	282661	7978269	2602022	1350146	538752	11126510	4631085
3.OIL SEEDS & OLEAGINOUS FRUITS	KG	79671036	5857817	877544616	58469750	86401874	5688964	1070520997	65222144
4.RUBBER CRUDE INCL.SYNTH/RECLAIMED	KG	4196001	1175991	52982869	11480149	11148131	1569870	91852462	11412780
5.WOOD & CORK	--		1269053		8461849		873711		7134540
6.PULP AND WASTE PAPER	KG	27912444	1387583	172268592	8908143	19611257	1013543	167543738	8455492
7.FERTILIZER CRUDE	MT	9479	379255	136223	5652914	77	3320	44991	2109223
8.CRUDE ANIMAL&VEGETABLE MATERIALS	KG	8398391	1562018	74474899	13589702	7735887	1107697	68978260	10330815
9.COAL, COKE & BRIQUETTES	MT	472681	4689195	3508491	36070849	512358	5646892	3791234	42027920
10.ANIMAL OILS AND FATS	KG	2545142	146666	15142070	921318	1964307	148626	22119234	1730159
11.ANIMAL/VEG, FAT OIL WAX ETC NES	KG	1008696	107115	13177927	1573059	1172446	145240	13356235	1671425
12.RUBBER TYRES & TUBES	NO	300397	2003285	3501082	23341632	324465	1836151	3385022	19352129
13.CORK/WOOD MFG.(EXCL FURNITURE)	KG	10923086	708536	79312812	5938642	8672244	509518	83206121	4488424
14.PAPER&PAPER BOARD & MANF. THEREOF	KG	56652744	5370985	365800345	37633357	36289325	3923539	357152562	35707904
15.CEMENT	MT	6977	153981	45466	1023334	2758	69979	33251	913513
16.PREFABRICATED BUILDGS,SANITRY,PLG	--		838671		8382826		685015		7509741
17.FOOTWEAR	PAIR	448482	243364	14335369	7404193	782983	346445	14678714	6683912
18.PROFESSIONAL,SCIENTFIC & CONTROL	--		4579709		41489908		4201410		37892362
19.PHOTO EQPT, OPTICAL GOODS N.E.S.	--		607880		5739820		1024387		4937140
20.PRINTED MATTERS	--		650607		4076217		546901		13038374
21.ARTICLES N.E.S. OF PLASTICS	KG	1491745	1004538	15733485	9121495	2360888	899670	21995157	7954492
22.BABY CARRIAGES, TOYS GAMES ETC.	--		443527		5484008		699644		5076920
23.OFFICE STATIONERY SUPPLY N.E.S	--		374094		3081815		288631		2590395
24.JEWELLERY OFGOLD/SILVERSMITH WEAR	--		105126		1134843		75662		932273
25.MUSICAL INSTRUMENTS AND PARTS	--		526693		10633103		924239		11478604
26.ARTICLES & MFG. OF CAVING ETC.	--		90001		3609822		2507207		6116161
27.GOLD.NON-MENETART NOT ORE/CONCEN	GM	40651	162972	528050	2036963	35709	159993	392887	1630750
ALL OTHER ITEMS	--		32439118		312886417		23632939		239456207

10.8 Exports by Economic Categories (Summary)

(Million Rupees)

Year/Month	Total	Primary commodities	Semi-manufactured goods	Manufactured goods
2010-11	2,120,846.7	377,535.7	274,500.4	1,468,810.5
2011-12	2,110,605.5	362,404.4	261,151.3	1,486,369.7
2012-13	2,366,477.8	364,127.0	391,151.3	1,611,199.5
2013-14	2,583,463.2	420,496.3	369,066.1	1,793,900.8
2014-15	2,397,513.0	402,750.3	352,073.7	1,642,689.0
2015 Mar	196,002.1	38,158.8	29,923.2	127,920.1
Apr	202,250.6	34,804.2	29,374.1	138,072.3
May	198,389.8	29,647.5	31,785.8	136,956.5
Jun	184,069.2	25,831.2	24,752.2	133,485.8
Jul	161,533.5	19,864.4	21,302.2	120,366.9
Aug	187,222.4	24,057.3	26,800.4	136,364.7
Sep	179,817.5	26,827.4	22,599.6	130,390.5
Oct	179,927.0	29,448.5	22,641.7	127,836.8
Nov	174,781.5	32,329.8	19,378.3	123,073.4
Dec	186,486.4	36,279.7	20,291.3	129,915.5
2016 Jan	185,298.2	34,192.5	18,426.3	132,679.4
Feb	186,869.1	33,922.5	24,805.8	128,140.8
Mar	181,891.1	31,597.1	23,379.8	126,914.2

Note: Total may not tally due to rounding of figures.

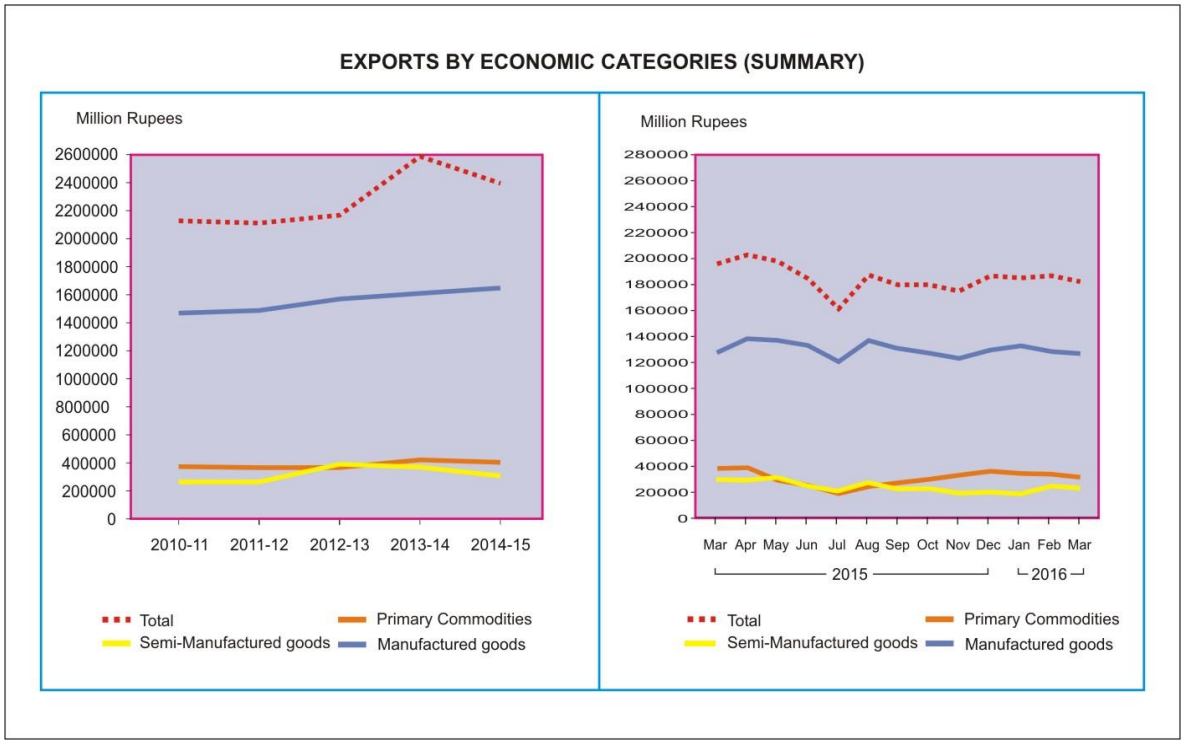

10.9 Export by Economic Categories (Details)

(In Thousand Rupees)

Commodities	March, 2016	Cuml. From July, 2015	March, 2015	Cuml. From July, 2014
GRAND TOTAL	***181,891,098***	***1,623,826,710***	***196,002,060***	***1,812,803,429***
A. PRIMARY COMMODITIES:	***31,597,100***	***268,519,125***	***38,158,838***	***312,467,400***
RAW COTTON (INCLUDING LINTER & WASTE)	331,391	9,156,191	356,142	15,594,258
RAW WOOL (INCLUDING ANIMAL HAIR)	47,197	581,340	49,098	718,715
FISH	2,827,767	24,359,933	2,608,608	25,257,280
RICE	17,503,445	143,558,717	21,882,094	158,897,159
HIDES & SKINS (INCLUDING FUR SKINS)	51,901	407,642	46,780	361,568
FRUITS & VEGETABLES	6,070,746	49,893,719	7,524,548	50,863,567
SPICES	888,725	5,857,000	573,585	4,757,071
TOBACCO UN-MANUFACTURED	43,402	717,678	92,116	868,672
OTHER PRIMARY COMMODITIES	3,832,526	33,986,905	5,025,869	55,149,111
B. SEMI-MANUFACTURES:	23,379,762	199,625,301	29,923,167	266,161,717
COTTON YARN	9,706,389	102,829,681	13,323,839	148,165,043
LEATHER	3,305,582	27,863,161	4,230,920	37,127,105
MOLASSES	2,184	633,830	231	637,339
OIL CAKES	45,274	971,120	84,277	684,796
AGAR, AGAR DUST & WOOD	1,250	3,586		16
HENNA LEAVES & POWDER	14,867	189,844	15,796	2,925,088
OTHER SEMI MANUFACTURES	10,304,217	67,134,080	12,268,103	76,622,331
C. MANUFACTURED GOODS:	126,914,236	1,155,682,285	127,920,054	1,234,174,312
COTTON THREAD	236,768	1,761,263	312,263	1,063,991
COTTON FABRICS WOVEN	20,771,983	174,400,958	21,460,690	188,872,996
TEXTILE FABRICS (OTHER THAN COTTON FABS)	2,528,607	23,960,929	3,058,568	26,582,514
WOOLLEN CARPETS	607,566	7,922,109	1,734,714	9,349,483
TAPESTRIES		93	122	5,280
MANUFACTURE OF LEATHER	4,447,742	48,362,474	5,693,086	53,569,625
FOOTWEAR	772,847	8,253,550	939,458	9,976,914
SPORTS GOODS (EXCLUDING INDOOR GAMES)	1,786,392	14,477,607	1,664,756	13,896,613
TOBACCO MANUFACTURED	7,121	117,247	16,341	127,540
MEDICAL INSTRUMENT N.E.S.	231,459	1,670,460	248,502	1,937,428
FRUIT & VEGETABLE PREPARATIONS	378,925	4,421,704	469,339	5,751,666
FISH PREPARATIONS	83,170	680,415	94,247	429,813
CEREAL PREPARATIONS	442,703	2,932,207	486,272	4,126,797
GUAR PRODUCTS	184,489	1,974,992	365,539	4,625,713
FLOUR & MEAL OF OIL SEEDS		37,618		11,981
FISH MEAL & MEAT MEAL	133,578	660,453	282,056	1,220,468
PETROLEUM PRODUCTS	481,112	4,158,776	4,023,305	29,818,130
CHEMICAL & CHEMICAL PREPARATIONS	6,850,598	61,230,321	6,383,550	68,885,408
MACHINERY & TRANSPORT EQUIPMENT	1,538,725	14,026,149	1,797,990	17,300,636
ARTICLES OF APPAREL AND CLOTHING ACCESSORIES (INCLUDING HOSIERY)	36,257,349	349,316,261	33,443,647	337,010,389
OTHER MANUFACTURED GOODS	49,173,102	435,316,700	45,445,610	459,610,929

10.10 Imports by Economic Categories (Summary)

(Million rupees)

Year/Month		Total	Consumer goods	Raw material		Capital goods
				Consumer goods	Capital goods	
2010-11		3,455,285.6	560,512.2	1,826,243.4	239,525.0	829,005.0
2011-12		4,009,093.0	552,018.1	2,251,624.0	261,940.8	943,510.1
2012-13		4,349,879.5	652,553.3	2,353,818.1	293,733.6	1,049,774.5
2013-14		4,630,520.8	780,192.2	2,462,189.2	306,810.4	1,081,329.0
2014-15		4,644,151.6	807,979.7	2,214,663.6	388,166.9	1,233,341.4
2015	Mar	352,412.9	62,348.7	159,074.3	30,471.8	100,518.1
	Apr	385,075.9	56,900.1	184,175.3	31,386.6	112,613.9
	May	379,073.8	72,550.3	170,345.5	35,781.9	100,396.1
	Jun	444,559.6	68,607.5	217,018.5	37,253.7	121,679.9
	Jul	340,518.8	64,216.7	150,777.4	32,847.5	92,677.2
	Aug	389,086.5	74,078.9	167,630.7	35,079.2	112,297.7
	Sep	360,660.6	69,872.8	159,614.0	30,093.8	101,080.0
	Oct	406,821.1	84,417.4	166,682.5	33,792.5	121,928.7
	Nov	404,666.5	76,749.4	163,610.4	31,719.8	132,586.9
	Dec	399,510.7	76,136.3	150,985.3	38,200.7	134,188.5
2016	Jan	362,229.4	70,576.0	131,228.1	33,927.1	126,498.3
	Feb	343,205.7	61,084.2	136,562.4	31,937.7	113,621.4
	Mar	371,192.6	65,124.5	147,998.9	34,389.9	123,679.3

Note: Total may not tally due to rouding of figures.
*** Provisional**

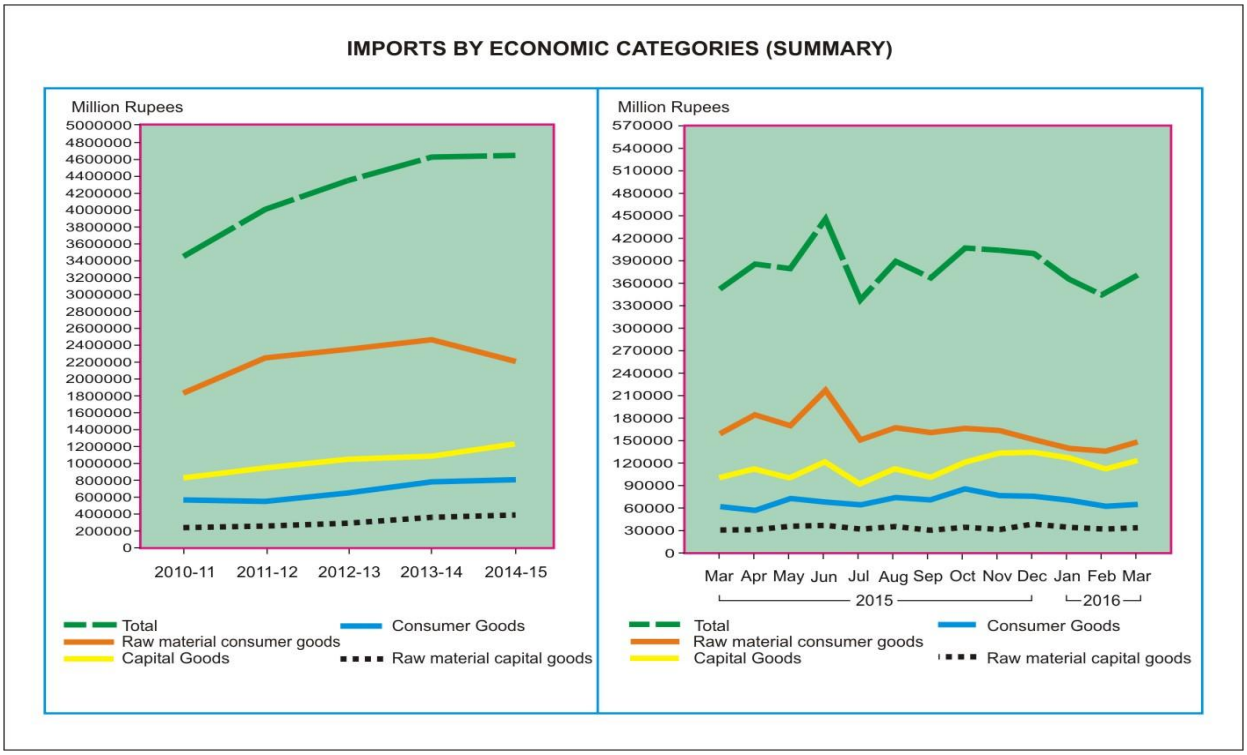

10.11 Imports by Economic Categories (Detail)

(In Thousand Rupees)

	Items	March, 2016	From July, 2015	March, 2015	From July, 2014
	GRAND TOTAL	***371192643***	***3377892015***	***352412879****	***3435442430***
	1. CONSUMER GOODS TOTAL	***65124459***	***642256166***	***62348697****	***609921804***
10121	HORSES		15018		14924
10129	OTHER LIVE HORSES	6000	6000		
10190	OTHER LIVE ANIMALS	55	1854		8617
10221	PURE,BRED BREED BOVINE ANIMAL	363030	841297	35908	825670
10229	OTHER LIVE BOVINE ANIMALS	133	133		6492
10290	OTHER LIVE BOVINE ANIMALS		500		
10511	FOWLS OF SPECIES WT UPTO 185G	52819	399504	51520	304663
10513	DUCKS, WEIGHT UPTO 185 GRAM		50		
10515	GUINEA FOWLS WT UPTO 185 GRAMS			8	8
10594	OTH FOWLS OF THE SPE (CHICKEN)		209		
10599	OTH LIVE POULTRY	99154	626794		461649
20130	MEAT OF BOV ANIM F/CH BON LESS	30	700	49	447
20210	CARCASSES OF BOVIN ANIMAL FROZ				37
20220	OTH CUTS WITH BONE IN,BOV FROZ	450	14100	717	12664
20230	MEAT BOV ANIMAL FROZE BONELESS	7583	101660	10204	115144
20430	CARCASSES OF LAMB,FROZEN	7952	7952		12
20441	CARCASSES OF SHEEP,FROZEN			7716	7716
20442	OTH CUTS OF SHEEP FROZ BONE IN				131
20443	OTH MEAT OF SHEEP FROZ BONELES				2227
20610	EDIBLE OFFAL OF BOV ANIMAL F/C	13660	195547	33540	211439
20622	LIVERS OF BOV ANIMALS FROZEN	34227	63528		19556
20629	O, EDIBLE OFFAL BOV ANI FROZEN		2214		
20711	MEAT OF FOWLS OF SPE GOLL F/CH		885		
20713	CUTS&OFFAL OF FOWL FR/CHILL		4482		
20714	CUTS & OFFAL OF FOWLS FROZEN	2741	2890		2697
20727	CUT & OFFAL OF TURKEY,FROZEN				790
20745	OTH DUCK MEAT FROZEN				3918
21020	OTH MEAT BOV ANIM DRIED/SMOKED				1104
21099	OTH EDI FLOUR/MEAL OF MEAT/OFL	678	8691		
30111	ORNAMENTAL FISH	3653	29335	2575	18183
30119	OTHER ORNAMENTAL FISH		168	1098	2424
30191	TROUT, LIVE				103
30199	OTHER LIVE FISH	1600	2431	597	2346
30211	TROUT,SALMONIDA F/CH EX.FILLET		856		
30219	OTH SALMO FISH,EXCL LIVER F/CH	39	105		
30229	O.FLAT FISH,EX.LIVER&ROES.F/CH	44	530	192	466
30242	ANCHOVIES EX.LIVER/ROES FR/CHL		630		
30259	O.FISH BREG FAMILIES E.LIV F/C		359	926	926
30319	O.SALMONIDAE FROZ,EX.LIVER&ROE	71	95		419
30329	O.TILAPIAS.EX.LIVERS&ROES FROZ	35	54		
30339	OTH FLAT FISH,EXCL LIVERS FROZ	76962	1437626	73272	1136114
30363	COD FISH EXCL LVR/ROES FROZEN	96	221		85
30390	LIVERS & ROES OF FISH FROZEN				3628
30439	OTH FISH FILLET/MEAT FRESH/CHI		157		488
30441	FRESH/CHILLED FILLETS OTH FISH	353	1721		
30459	OTH FILLETS OF OTH FISH.FR/CHI		867		1696
30462	FROZE FILLET/MEAT.CATFISH FISH		1724		6013
30487	FROZEN FILLETS/MEAT OF TUNAS	172	525		396
30489	FROZEN FILLET/MEAT OF OTH FISH				100
30499	OT FISH FILET/MEAT FRE/CH/FROZ	477	7340	16349	298793
30510	FLOUR, MEALS & PELLETS OF FISH		4		362
30520	LIVERS&ROES,DRIED,SMOKED,SALT				10
30531	FISH FILLET,DR,SAL/BR NOT SMOK				71
30539	OTH FISH FILLE/D/S/BR.NOT SMOK			81	115

Contd.

10.11 Imports by Economic Categories (Detail)

(In Thousand Rupees)

	Items	March, 2016	From July, 2015	March, 2015	From July, 2014
30563	ANCHOVIES FISH.SALTED NOT DR/S			22	61
30569	OTH FISH SALT,NOT DRIED/SMOKED			98	98
30579	OTHER EDIBLE FISH OFFALS				49
30611	ROCK LOBSTER&SEA CRAWFISH FROZ		218	33	133
30614	CRABS FROZEN FIT FOR HUMAN CON	16	16		178
30616	COLD WATER SHRIMPS&PRAWNS FROZ		1229		414
30617	OTHER SHRIMPS & PRAWNS FROZEN		62		23393
30627	OTHER SHRIMPS&PRAWNS.NOT-FROZ		12		150
30739	OTH MUSSELSCS FROZ,DRIED,SALT				36
30741	CUTTLE FISH & SQUID,LIVE,FRESH		650		
30799	OTH FLOURS MEAL&PEL FOR HUMAN	104	104		
30829	OTHER SEA URCHINS		25		
30890	OTHER AQUATIC INVERTEBRATES		432		10
40110	MILK&CREAM OF A FAT UPTO 1%	83	271389	13473	14369
40120	MILK & CREAM OF A FAT 1% TO 6%	122	4694		3088
40140	MILK & CREAM.FAT-6% TO 10%	29	69		
40150	MILK & CREAM.FAT-EXCEEDING-10%		3156	757	3854
40210	MILK&CREAM IN POWDER FAT 1.5%	1943824	11205161	1246225	10893547
40221	MILK&CREAM IN POWDER>1.5% FAT	20130	135512	13693	281453
40229	OTH,MILK&CREAM IN POWDER>1.5%	14510	159609	8113	177001
40291	OTH MILK/CREAM NOT SOLID/SWEET	774	13309	15552	53299
40299	OTH MILK/CREAM SOLID,SWEETEND	14774	125796	22676	145102
40310	YOGURT	108	11413	154	6710
40390	BUTTER MILK,CURDLED MILK/CREAM	81	5063	104	241
40410	WHEY AND MODIFIED WHEY CON SUG	198142	1154341	239272	1314081
40490	OTH PRODUCT CONSIST NATUR MILK	52400	299195	27861	475220
40510	BUTTER	9479	52502		47335
40520	DAIRY SPREADS		38		15
40590	OTH FATS&OIL DERIVED FR MILK	181	6517		5160
40610	FRESH CHEESE INCL WHEY,CURD	52349	324337	13701	148394
40620	GRATED OR POWDER CHEESE	10623	25533		906
40630	PROCESSED CHEESE NOT GRATED	30538	237904	14003	277169
40690	OTHER CHEESE		1221	13	456
40711	FERTILIZED EGGS FOR INCUBATION	323	2985	1355	6469
40719	FERTILIZED EGGS OF OTHER BIRDS		31830	15	52813
40729	OTH FRESH EGGS OF OTHER BIRDS		111		
40790	OTH BIRD EGG IN SHELL FR/COKED		22		25
40811	EGG YOLKS,DRIED	1100	3268		3685
40891	OTH BIRDS,EGG,NOT IN SHELL DRY	10832	53866		45132
40900	NATURAL HONEY	3546	90168	6945	97835
41000	EDIBLE PRODUCT OF ANIMAL ORIGN		235		
70110	POTATO SEEDS		338815		1254753
70190	POTATOES,FRESH OR CHILLED	828	75180		6118719
70200	TOMATOES,FRESH OR CHILLED	129836	6724817	317595	8252077
70310	ONIONS AND SHALLOTS	663	2071034	4883	1217705
70320	GARLIC	537560	6516045	468834	4249665
70390	LEEK,OTH ALLIACEOUS VEGETABLES		1809		21486
70410	CAULIFLOWERS & HEADED BROCCOLI		610	45	1285
70490	OTH;EDIBLE BRASSICAS,FRESH/CHI		15		8060
70511	CABBAGE LETTUCE(H-LETUC)SALAD	180	2355	207	3709
70519	OTHER; LETTUCE	347	4358	75	944
70610	CARROTS AND TURNIPS	303	2178	383	7076
70690	OTH SALAD.BEETROOT,RADISH ETC	243	2779	139	2071
70700	CUCUMBERS&GHERKINS,FRESH/CHL		47117		60383
70810	PEAS FRESH OR CHILLED	1438	9271	66	1119343
70820	BEANS (SAME),FRESH OR CHILLED	92	926	434	2444
70890	OTH LEGUMINOUS VEGETABLE FR/CH	24	24		
70920	ASPARAGUS,FRESH OR CHILLED	85	672	98	511

Contd.

10.11 Imports by Economic Categories (Detail)

(In Thousand Rupees)

	Items	March, 2016	From July, 2015	March, 2015	From July, 2014
70930	AUBERGINES FRESH OR CHILLED		125		1510
70940	CELERY OTH THAN CELERIAC,F/CHL				26
70951	MUSHROOMS,FRESH OR CHILLED	273	2640	336	2163
70959	OTH MUSHROOMS&TRUFFL FRESH/CH		235		373
70960	FRUIT OF GENUS CAPSICUM F/CHLL	903	5724	920	110363
70970	SPINACH NEWZEALAND SPINACH FRE	82	375		243
70992	OTHER OLIVES FRESH OR CHILLED		142		61
70999	OTH VEGETABLES FRESH/CHILLED	1229	6819	74352	127564
71010	POTATO, FROZEN.		764		1887
71021	PEAS(PISUM SATIVUM),FROZEN		1426		
71022	BEANS FROZEN		550		
71029	OTH LEGUMINOUS VEGETABLES FROZ			132	227
71030	SPINACH,NEWEALAND SPINACH FROZ		706		
71040	SWEET CORN, FROZEN		8100		3906
71080	OTHER VEGETABLES,FROZEN		3632		542
71090	MIXTURE OF VEGETABLES,FROZEN		4587		1839
71120	OLIVES PROVISIONALLY PRESERVED		1		57
71140	CUCUMBERS & GHERKINS PRESERVED				6276
71151	MUSHROOMS OF GENUS AGARICUS		57		
71159	OTH MUSHROOMS & TRUFFLES	152	311		49
71220	ONION; WHOLE DRIED,CUT	5330	64997		41990
71231	MUSHROOM GENUS AGARICUS DRIED		1685		2041
71239	OTH TRUFFLE DRYCUT WHOLE SLIC	4306	39505		27575
71290	OTH VEGETABLE MIXTURE DRIED	17219	180360	8359	125596
71310	PEAS DRIED SHELLED	2408369	29601090	886559	10130298
71320	CHICK PEAS DRIED SHELLED	146766	2029188	204005	1992744
71331	BEANS OF SPECIES VIGNA MUNGO	11848	127315	4037	103774
71332	SMALL RED (ADZUKI) BEANS	1138	6500		117
71333	KIDNEY BEANS,INCL WHITE BENAS	579004	4906136	438306	4509422
71339	OTHER BEANS	55593	472683	73389	340772
71340	LENTILES	510902	5580443	1163951	7512106
71350	BROAD BEANS & HORSE BEAN	8907	18949	2832	30220
71390	OTH DRIED LEGUMINOUS VEGETABLE	924484	3546878	256183	4141264
71420	SWEET POTATOES				56
71430	YAMS FRESH,CHILLED,FROZEN/DRIE		788		5247
71490	OTHER ROOTS AND TUBERS	668	668		1094
80111	DESICCATED, COCONUTS	93669	1092955	95226	853536
80112	COCONUT IN THE INNER SHELL				37
80119	OTHER COCONUTS	54934	274733	5825	180712
80131	CASHEW NUT IN SHELL		5406		
80132	CASHEW NUT SHELLED	10568	393917	4157	133352
80211	ALMOND IN SHELL	62864	410561	40624	543740
80212	ALMOND,SHELLED (GIRI).	184944	1657378	14880	61078
80221	HAZEL NUTS,IN SHELL	22	1407		90
80231	WALNUTS IN SHELL(AKHROTE)	13968	27587	508	3879
80232	WAL NUTS SHELLED(AKHROTE)	816	3460		191
80242	CHESTNUTS SHELLED		762		
80251	PISTACHIO IN SHELL	8833	371994		75229
80252	PISTACHIO SHELLED	9976	38882	327	1303
80280	ARECA(BETAL NUTS)	1446913	7042940	1039521	6685611
80290	OTHER EDIBLE NUTS		33933	1012	4925
80310	PLANTAINS,FRESH OR DRIED		275		7697
80390	OTHER BANANS FRESH OR DRIED		298	2580	75829
80410	DATES	54379	426803	59183	242235
80420	FIGS	336	19921	16	848
80430	PINEAPPLES	293	1949	844	3490
80440	AVOCADOS	51	82	12	51
80450	GUAVAS,MANGOES,MANGOSTEN F/DRY	21	1813	580	1851

Contd.

10.11 Imports by Economic Categories (Detail)

(In Thousand Rupees)

Items		March, 2016	From July, 2015	March, 2015	From July, 2014
80510	ORANGES	7834	17522	2631	15274
80520	MANDARINS,CLEMENTIN ETC FR/DRY		1001	308	1777
80540	GRAPEFRUIT,INCLUDING POMELOS	144	1045		810
80550	LEMONS AND LIMES	41	497		78
80590	OTH CITRUS FRUITS FRESH/DRIED.	18	484		
80610	GRAPES, FRESH	18873	9023599	2044	4576368
80620	GRAPES, DRIED	14518	201655	2234	17243
80711	WATERMELONS		348569		191669
80719	OTHER MELONS		347595		1325
80720	PAPAWS;(PAPAYAS/PAPITA)	14	23		84
80810	APPLE, FRESH	651318	2535182	118126	781882
80830	PEARS FRESH	4434	37523	1570	20345
80910	APRICORTS;FRESH(KHUBANI)		692927	533	631662
80921	SOUR CHERRIES; FRESH				42
80930	PEACHES,(INCLNECTR)ARROO FRESH	14	67		
80940	PLUMS AND SLOES	761	8614		444
81010	STRAWBERRIES,FRESH		345		
81050	KIWIFRUIT, FRESH	1333	2671	54	840
81090	OTHER FRESH FRUITS	17042	1437595	22555	735305
81110	STRAWBERRIES,FROZEN		4580		1766
81120	RASBERRY,BL.BERRY MULBERRY FRZ	83	3622	44	9581
81190	OTHER FRUITS AND NUTS,FROZEN	2051	8921		337
81210	CHERRIES PROVISIONLY PRESERV		1569		
81290	OTH FRUIT/NUTS PRESERVED PROVI		7327		3357
81310	APRICOTS DRIED	5255	56165	3240	9469
81320	PRUNES DRIED	4184	59665	40	1101
81330	APPLES DRIED		6417		6446
81340	OTHER DRIED FRUITS	120301	611655	306279	646679
81350	MIXTURE OF NUTS,DRIED FRUITS	158	4994		644
90111	COFFEE NOT ROAST,NOT DECAFEINE		277		3318
90121	COFFEE,ROAST,NOT DECAFFEINATED	2098	17724	787	6895
90122	COFFEE ROASTED,DECAFFEINATED	18	18		96
90190	OTH COFFEE HUSKS/SKIN/COFE SUB	4552	39673	6537	37400
90210	GREEN TEA PACK < 3 KG	2297	42531		10515
90220	OTHER GREEN TEA(NOT FERMENTED)	58161	787214	54104	789201
90230	BLACK TEA & PARTLY FERMENT TEA	2107	22311	413	4349
90240	OTH BLACK TEA,OTH PARTLY F.TEA	4082574	41223376	3672888	25748531
90300	MATE		10		90
90411	PEPPER,NEITHER CRUSH NOR GROND	240004	2068380	97627	645859
90412	PEPPER CRUSHED OR GROUND			149	8112
90421	FRUIT OF GENUS CAPSICUM DRIED	7289	104214	63684	411762
90422	FRUIT OF GENUS CRUCHED/GROUND	225	98180	3925	67252
90611	CINNAMON NOT CRUSHED OR GROUND	2776	18984	2009	18693
90619	OTHER CINNAMON	47590	267880	12194	324639
90620	CINNAMON & TREE FLOWER,CRUSHED		81		
90710	CLOVES NEITHER CRUSHED/GROUND	32051	256119	48891	247872
90720	CLOVES CRUSHED & GROUND	116	812	141	141
90811	NUTMEG NEITHER CRUSHED/GROUND	4459	83891	5751	77161
90812	NUTMEG CRUSHED & GROUND		97		151
90821	MACE NEITHER CRUSHED/GROUND	18258	113624	7613	97784
90831	CARDAMOMS NITHER CRUSHED/GRO	134778	1054981	96612	675024
90832	CARDAMOMS CRUSHED & GROUND	1119	7633		4385
90921	SEEDS-CORIANDER NITHER CRU/GRO	34338	459506	34581	234999
90922	SEEDS-CORIANDER CRUSHED/GROUND		205		8812
90931	SEEDS OF CUMIN (WHITE ZEERA)	64149	392953	111139	444645
90932	SEEDS CUMIN.CRUSH/GRO(W.ZEERA)		249		1266
90961	CARAWAY,ANISE,FENL,JUNI.N-CR/G	11253	89574	9343	88789
90962	CARAWAY,ANISE,FENEL,JUNI.CR/GR		1688		

Contd.

10.11 Imports by Economic Categories (Detail)

(In Thousand Rupees)

Items		March, 2016	From July, 2015	March, 2015	From July, 2014
91011	GINGER NEITHE CRUSHED/GROUND	553874	5885842	516453	4023647
91012	GINGER. CRUSHED OR GROUND	362	4732		3562
91020	SAFFRON, (ZAFRAN)		305		
91030	TURMERIC (CURCUMA)		6071	5996	48588
91091	MIXTU OF PROD H-09.04 TO 09.10	9703	85325	14404	42340
91099	OTHER SPICES	923	11282	618	10960
100119	DURUM WHEAT			24228	18960061
100290	OTHER RYE		405		471
100310	BARLEY SEED		23		
100390	OTHER BARLEY	43238	446574	18522	55497
100490	OTHER OATS		822598	3835	185271
100510	SEED, MAIZE	170460	3101716	199736	5233043
100590	OTHER MAIZE (CORN)	22179	204900	2360	18958
100610	RICE IN HUSK (PADDY OR ROUGH)	747009	1046210	149273	519668
100630	SEMI/WHOLLY MILLED RICE/POLIS	2719	37267	2945	65107
100640	BROKEN RICE		57293		8019
100710	SEED GRAIN SORGHUM(JAWAR)	120369	123434	31448	65831
100790	OTHER GRAIN SORGHUM(JAWAR)	263752	299109	172971	360177
100810	BUCK WHEAT				4357
100821	MILLET (BAJRA)	828	57447	425	14808
100829	OTHER MILLET (BAJRA)	14654	388222	9374	114852
100830	CANARY SEED	950	14635	4981	9760
100890	OTHER CEREALS		80		1354
110100	WHEAT OR MESLIN FLOUR	2688	11213	17613	544304
110220	MAIZE (CORN) FLOUR	114	3170	291	646
110290	OTHER CEREAL FLOUR		725	569	1877
110311	GROATS AND MEAL OF WHEAT				3010
110313	GROATS&MEAL OF MAIZE (CORN)	3253	18709	2167	15573
110319	GROATS AND MEAL OF OTH CEREAL		371		
110320	PELLETS OF OTHER CEREALS		8		
110412	ROLLED OR FLAKED, OATS.		925		427
110419	ROLLED/FLAKED GRAIN/OTH CEREAL				999
110422	OTHER WORKED GRAIN OF OATS	1280	25087		23155
110423	OTH WORK GRAIN OF MAIZE (CORN)		7100		407
110429	OTH WORK GRAIN OF OTH CEREALS		351		4590
110430	GERM OF CEREALS,WHOLE,ROL,FLAK	15	289		
110510	FLOUR,MEAL&POWDER OF POTATOES	36422	269996	20607	296016
110520	FLAKE,GRANULE/PELLETS POTATOES	113	10693	739	11125
110610	FLOUR,MEAL,POWDER,DRY LEGU VEG	161	185		215
110620	FLOUR,MEAL POWDER OF SAGO/ROOT	54	108	18	53
110630	FLOUR,MEAL POWDER PRD CHAPT-8	121	2566		456
110710	MALT NOT ROASTED	25705	26787		3339
110720	MALT ROASTED				14868
121020	HOP CONES,GROUND POWDER PELLET		1683		7743
121120	GINSENG ROOTS	228	2674		3079
121229	OTHER SEAWEDS& OTHER ALGAE	3425	8627		100534
121291	SUGAR BEET		68		
121299	OTHER FRUIT STONE&KERNELS/VEG	206	490		766
121300	CEREAL STRAW & HUSKS,IN PELLET		281593	63484	615446
121410	LUCERNE (ALFALFA) MEAL&PELLETS				13484
121490	OTH SWEDES,MANGOLDS,FODDER,HEY				182
130120	GUM ARABIC	14521	90289	6493	23143
160210	HOMOGENISED PREP MEAT/EDB MEAT				120
160220	LIVER OF ANIMAL,PREPARED/PRESV				115
160231	OTH PREP/PRESV MEAT OF TURKEY		2452		259
160232	OTH PREP/PRESV MEAT OF FOWLS	48980	407511	25692	330272
160239	OTH PREP/PRESV,MEAT OTH POLTRY	5714	55125	6651	57821
160250	OTH PREP/PRES MEAT BOVIN ANIML	915	15762	321	24189

Contd.

10.11 Imports by Economic Categories (Detail)

(In Thousand Rupees)

Items		March, 2016	From July, 2015	March, 2015	From July, 2014
160290	OTH PREP MEA OFL,BLOOD ANIMAL		533		75
160300	EXTRACT/JUICE OF MEAT,FISH ETC	434	1330		493
160411	SALMON,FISH,WHOLE/PIE NOT MICE	48	213		36
160412	HERRING,WHOLE/FIECE NOT MINCED		5		102
160413	SARDINE,BRISL/SPRAT W/P N-MINC		185		27
160414	TUNAS,SKIPJACK,BONITO,WHOLE/PC	373	2173	38	1604
160415	MACKERAL,WHOLE/DIECE NOT MINCE		22		44
160416	ANCHOVIES,WHOLE/PIECE NOT MINC				125
160419	OTH FISH,WHOLE/PIECE NOT MINCE	3041	28579	1265	27190
160420	OTH FISH PREPARED PRESERVED	6	7207	565	9249
160510	CRAB,PREPARED OR PRESERVED.	147	434		8499
160529	OTH SHRIMPS&PRAWN PREPARED/PRE	8	139		
160540	OTH CRUSTACEANS,PREP/PRESERVED		150		
160569	OTH AQUATIC INVERTEBRATES.P/PR				554
170112	BEET SUGAR RAW NOT CONT FLAVOR		1298		306
170114	OTH CANE SUGAR RAW.N-CON FL/CO		310		
170191	O.CANE/BEET SUGAR CON.FLAV/COL	500	5949		3886
170199	OTH CANE/BEET SUGAR PURE SUC	32957	518439	46095	549464
170211	LACTOSE & LACTOSE SYRUP WT 99%	69261	569399	58874	804865
170219	OTH,LACTOSE AND LACTOSE SYRUP	22	236	6891	33259
170220	MAPLE SUGAR AND MAPLE SYRUP		32		
170230	GLUS SYP,DRY STAT FRVCT <20%	78367	537561	104666	578770
170240	GLUCOSE/GLUCOSE SYRUP<20% FRUC		3		2650
170250	CHEMICALLY PURE FRUCTOSE	16	476		824
170260	OTH FRUCTOS SYP,50% WT OF FRAC				164
170290	OTH SUGAR INCL INVERT SUGAR	41668	470250	75341	513618
170390	OTH MOLASSES,FROM REFINING SUG		4966		1042
170410	CHEWING GUM,WH/NOT SUGA COATED	17516	90800	1985	88110
170490	OTH SUGAR CONFECT NOT CON COCA	82056	703962	45117	557076
180310	COCOA PASTE,NOT DEFATTED(LICOR		172142	9940	329599
180400	COCOA,BUTTER,FAT AND OIL		537765	33412	873970
180500	COCOA POWDER,NOT CON ADDED SUG	105741	1000168	85911	879983
180610	COCOA POWDER,CON ADDED SUGAR	1224	7707	51	2464
180620	OTH PREPA WT2KG,PAS,BLOCK SLAB	50859	500191	82019	655706
180631	OTH FOOD PREP COCOA BARS FILD	700	284923	45683	327378
180632	OTH FOOD PREP COC BAR NOT FILD	63	5307	3354	13939
180690	OTH,FOOD PREP CONT COCOA LIQUD	21338	256768	44703	257476
190110	FOOD PREP FOR INFANT USE	828591	6708635	472929	5674906
190120	MIXES&DOUGHS FOR PREP BAKER	2059	71541	4803	42604
190190	OTH FOOD PREP OF FLOUR,MEAL	256742	2145392	302298	2045870
190211	UNCOOK PASTA,NUT STUFD CON EGG	210	525	14	289
190219	OTHER,UNCOOKED PASTA.	3864	37637	1705	26071
190220	STUFFED PASTA,WHETH/NOT COOKED	104	1549		112
190230	OTHER PASTA	3153	21282	1076	17482
190240	COUSCOUS WHETER OR NOT PREPARE		223		84
190300	TAPIOCA&SUBSTI PRE FRM STARCH	5088	49920	3623	45927
190410	PREP FOOD,SWLL/ROAS OF CEREALS	21148	263246	20968	154433
190420	PREP FOOD UNROAST CEREAL FLAKE	90	6592	48	18881
190430	BULGUR WHEAT		7		
190490	OTH PREP FOOD OBTAIN BY CEREAL	6401	151493	26409	124370
190510	CRISPBREAD AND BUNS	2	53		104
190520	GINGER BREAD AND THE LIKE.		11		13
190531	SWEET BISCUTS	4016	120430	6636	52664
190532	WAFFELS AND WAFERS	18412	134141	10963	92545
190540	RUSK,TOASTED BREAD & PRODUCTS	3710	33089	2973	20985
190590	OTHER BACKERY PRODUCTS	28258	269881	30798	254202
200110	CUCUMBER,GHERKINS PREP/PRESERV	683	1251	58	405
200190	OTH VEG FRUIT,NUT,PRES VIN/ACE	858	13979	1223	14834

Contd.

10.11 Imports by Economic Categories (Detail)

(In Thousand Rupees)

Items		March, 2016	From July, 2015	March, 2015	From July, 2014
200210	TOMATOES,WHOLE/PIECE,PREP/PRSV	565	992	75	1261
200290	OTH,TOMATO/PRE/PRS O/TH VINGER	27499	386646	32416	311649
200310	MUSHROOM,PREP/PRSV O/TH VINHER	3980	52335	12188	41829
200390	OTH MUSHROOM&TRUFFLE PREPARED	7	1303	1465	12826
200410	POTATO,PREP/PRSV,O/TH VINGERS	83850	580077	42503	346901
200490	OTH VEG MIX/VEG PREP O/TH VING	1209	7378	199	36966
200510	HOMOGENIZED VEGETABLES	4	1047		439
200520	POTATO PREP O/TH VING NOT FROZ	2315	25446	2023	18459
200540	PEAS PREP O/TH VINGER NOT FROZ	1143	3999	38	3896
200551	BEAN SHELD PREP O/TH VING N/FZ	243	3917		2261
200559	OTH BEAN PREP O/TH VING NOT FZ	565	5702	179	12303
200560	ASPARAGUS,PREP O/TH VING N-FZ		402		
200570	OLIVES PREP O/TH VING NOT FROZ	10760	102931	13916	90846
200580	SWEET CORN,PREP/PRESV NOT FROZ	4136	39166	4472	36073
200591	OTH VEGETABLES& MIXTURE OF VEG	49	824		306
200599	OTH VEGE PREPARED OR PRESERVED	1524	20102	950	17139
200600	VEG,FRUIT,NUTS,PEEL PRE BY SUG	150	6868	277	1789
200710	HOMOGENENISED PREPARATIONS		2294	95	571
200791	OTH,CITRUS FRUIT COOKED PREP		323	12	12
200799	OTH JAM,FRUIT,JELLY,MARMALADE	3226	34760	4688	29383
200811	GROUND NUTS,PREP/PRESERVED	1228	20295	7415	10059
200819	OTH NUTS/SEED INCL MIXTURES	23673	100593	42486	77539
200820	PINEAPPLES,PREPARED/PRESERVED	35412	274652	45520	292457
200830	CITRUS FRUIT,PREPARE/PRESERVED	9475	40773	2504	27926
200840	PEARS,PREPARED OR PRESERVED	883	4227		5448
200850	APRICOTS,PREPARED OR PRESERVED	16	242	55	61
200860	CHERRIES,PREPARED OR PRESERVED	685	11682	2198	11615
200870	PEACHES,PRPARED OR PRESERVED	17900	41439	6490	114984
200880	STRAWBERRIES,PREPARE/PRESERVED	1956	10018	14	6369
200893	CRANBERRIES		22	9	75
200897	MIXTURES OF FRUITS,NUTS&PLANTS	83603	336938	11589	244565
200899	OTH FRUITS,NUT/EDIBLE PLANTS	10218	45846	3347	27145
200911	ORANGE JUICE,FROZEN	18687	33149		7192
200912	ORANGE JUICE,NOT FROZEN		310		
200919	OTHER ORANG JUICE		106013	43653	461188
200921	GRAPEFRUIT JUICE,BRIX VAL=20				119
200929	OTHER GRAPE FRUIT,JUICE	10	293	54	223
200939	OTH JUICE OF ANY CITRUS FRUIT	955	17659	81	2751
200941	PINEAPPLE JUICE ,BRIX VAL=20		502		
200949	OTHER PINEAPPLE JUICE	32547	97631	13322	93449
200950	TOMATO JUICE		19		
200961	GRAPE JUICE INCL GRAPE MUST		73		448
200969	OTHER GRAPE JUICE	28062	238669	40196	303016
200971	APPLE JUICE ,BRIX VAL=20				1513
200979	OTHER APPLE JUICE	11139	31113	34618	250256
200981	CRANBERRY JUICE		8		
200989	OTHER JUICE OF FRUIT/VEGETABLE	33666	209054	1102	83992
200990	MIXTURES OF JUICES	2302	37733	4586	34234
210111	EXTRACT,ESSENCE/CONC COFEE/PRE	13049	264853	5588	305484
210112	PREP WITH A BASIS OF EXTRA/COF	751	8164		5785
210120	EXTACT,ESSENCE ETC OF TEA MATE	1195	25793	1780	16275
210130	ROASTED CHICORY/OTH COFEE/SUB		18		415
210210	ACTIVE YEASTS	60311	454360	42246	409272
210220	INACTIVE YEASTS,OTH SINGL CELL	2426	10360	1324	2307
210230	PREPARED BAKING POWDERS	8440	22528	8	26170
210310	SOYA SAUCE	19362	134649	16481	161586
210320	TOMATO KETCHUP/OTH TOMATOSAUCE	9826	105974	6939	46266
210330	MUSTARD FLOUR/MEAL/PREP MUSTAR	2925	10190	767	6969

Contd.

10.11 Imports by Economic Categories (Detail)

(In Thousand Rupees)

Items		March, 2016	From July, 2015	March, 2015	From July, 2014
210390	OTH SAUCES PREP/MIX SEASONING	31780	234087	10237	152651
210410	SOUPS/BROTHS & PREP THEREOF	363	3480	112	1438
210420	HOMOGENISE COMPOSITE FOOD PREP	41	306	49	162
210500	ICE CREAM,OTH EDIBLE ICE	3604	23237	1142	19178
210610	PROTEIN CONCENTRATE/TEXT PROTN	3021	25285	3317	17377
210690	OTH FLAVOURING POWDER/CONCT	870522	4218526	593222	6055234
220110	MINERAL WATERS/AERATED WATERS	3007	13983	2124	11026
220190	OTH,NATURAL/ARTIFICIAL WATERS	875	8541	1487	4479
220210	WATER,MINERAL/AERATED WATER	79802	377675	88089	433219
220290	OTH WATER/OTH NON ALCOLIC BEVG	11882	101305	17176	81100
220300	BEER MADE FROM MALT	1904	5358	137	6738
220410	SPARKLING WINE	1204	8737	116	11610
220421	OTH WINE OF FRESH GRAPES<2LT		565		599
220429	OTH WINE OF FRESH GRAPES>2LT		1280		1566
220820	SPIRIT OBT BY DISTIL GRAPEWINE				4343
220830	WHISKIES	2278	7589	74	12941
220840	RUM&OTH SPIRITS DISTILL SUGAR	48	96		49
220850	GIN AND GENEVA	4	148	4	563
220860	VODKA		624	2	1796
220870	LIQUEURS AND CORDIALS	32	251		437
220890	OTH SPIRIT/SPIRITOUS BEVERAGES	615	1847	7	657
220900	VINEGAR&SUBSTITUTE,ACTIC ACID	2332	13556		8512
230110	FLOURS,MEALS,PELLETS,OF MEAT	2929	31085		7
230120	FLOURS,MEALS,PELLETS,OF FISH		81909		81645
230210	BRAN SHARP & RESIDUES OF MAIZE		1218		
230230	BRAN SHARP & RESIDUES OF WHEAT		1174		
230240	BRAN SHARP RESIDUE OF OTH CERL				854
230250	BRAN SHARP RESIDUE LEGUM PLANT	22104	63598		
230310	RESID.STARCH MANUF&SIM RESIDUE	5432	6814	1346	3036
230330	BREWING/DISTILLING DREGS/WASTE	244314	347060	7967	159389
230400	OIL-CAKE/OTH S/RESID SOYABEAN	3630664	26837695	3474788	36872418
230610	OIL-CAKE/OTH RES.COTTON SEED	112	112		
230620	OIL CAKE/OTH RESIDUE,LINSEEDS				1258
230630	OIL CAKE/OTH SUNFLOWER SEEDS	470641	470641		6376
230641	OIL CAKE/OTH RESID COLZA SEEDS				184450
230649	OIL CAKE/OTH RESID RAPE SEEDS				65446
230650	OIL CAKE/OTH RESIDUES,COCONUT		16		721
230660	OIL CAKE/OTH RESIDUE,PALM NUTS	295791	1507567	190581	1512104
230690	OIL CAKE/OTH SOLID RESIDUE,VEG		1289	214	3662
230800	VEG MATL & VEG WASTE,VEG RESID	77288	101554	4732	5781
230910	DOG/CAT FOOD,PUTUP RETAILSALE	9646	101647	6425	87688
230990	OTH,PREP USED IN ANIMAL FOOD	371588	3741547	460058	4121200
240110	TOBACCO,NOT STEMMED/STRIPPED	10	68	241	982
240210	CIGAR,CHEROOTS CONTAIN TOBACCO	261	2205		746
240220	CIGARETTES CONTAINING TOBACCO	1599	133148	21845	157053
240290	CIGAR,CHEROOTS/TOBACCO SUBST	11	1032	1259	1912
240311	WATER PIPE TOBACCO				3
240319	OTHER SMOKING TOBACCO		84	22	22
240391	HOMOGENISE/RECONSTITUTE TOBACO		3948	3526	6679
240399	OTH MANUFATURED TOBACCO/EXTR	21369	87992	1802	6494
271012	LIGHT OILS AND PREPARATIONS	14712837	161115835	15788323	159942805
271019	KEROSENE,INCL KER.TY. JET FUEL	238266	4019091	1381080	6317405
293500	SULPHONAMIDES	169347	1551523	122606	1551492
293621	VITAMIN A ITS DERIVATIVE UNMIX	42736	208416	43290	276222
293622	VITAMIN B1/ITS DERIV UNMIXED	16744	174765	19121	150440
293623	VITAMIN B2/ITS DERIV UNMIXED	14464	166723	20963	144397
293624	D-,DL-PANTOTHENIC ACID(VITB3B5	29860	222641	27657	282826
293625	VITAMIN B6/ITS DERIV UNMIXED	38236	265726	46939	244677

Contd.

10.11 Imports by Economic Categories (Detail)

(In Thousand Rupees)

Items		March, 2016	From July, 2015	March, 2015	From July, 2014
293626	VITAMIN B12/ITS DERIV UNMIXED	70382	443349	32789	272269
293627	VITAMIN C/ITS DERIVATIVE UNMIX	29045	300586	33450	310139
293628	VITAMIN D/ITS DERIVATIVE UNMIX	82180	483925	57640	540623
293629	OTH VITAMIN/ITS DERIV UNMIXED	125325	861289	39461	476793
293690	OTH INTER-MIXTURE PROVITAMINS	18811	332030	21967	120579
293712	INSULINE AND ITS SALTS	15845	137401	67798	182490
293719	OTHER POLYPETIDE HARMONES	5604	77060	11998	79301
293721	CORTISONE/HYDRO/PREDNISONE ETC	40889	413623	62970	354262
293722	HALOGENATE DERIV ADERNAL HORMN	69051	773412	53131	635402
293723	OESTROGENS AND PROGESTOGENS	42756	852161	102939	893630
293729	OTH,STEROIDAL HARMONES,DERIVAT	15426	198165	8435	234889
293750	PROSTAGLANDINS,THROMBOXANES&DR	5144	93960	13072	81489
293790	OTH HORMONES/ITS DERIVATIVES	6655	178933	13783	233206
293810	RUTOSIDE(RUTIN)/ITS DERIVATIVE		1800		1422
293890	OTHER, GLYCOSIDES	29897	608210	8312	118842
293911	CONCENTRATES OF POPPY STRAW		42515		105330
293919	OTH ALKALOIDS OF OPIUM/DERVATI	16359	119288	7544	118225
293920	ALKALOID CINCHONA/DRV SALT		11296	389	11345
293930	CAFFEINE AND ITS SALTS	21388	323558	42064	306082
293949	OTHER,EPHEDRINE AND ITS SALTS		138451	16487	150403
293959	OTH THEOPHYLLINE/AMINOPHLLINE	29162	188895	8029	166704
293962	ERGOTAMINE (INN) AND ITS SALTS				1231
293969	OTH ALKALOID OF RYE ERGOT/SALT	3454	15569	3734	148673
294000	SUGARD O/T SUCROSE/LACTOSE ETC	67117	426644	7375	450340
294110	PENCILLINE/DERV/ACID/SALT ETC	43867	180562	28377	276648
294120	STREPTROMYCIN/DERIV/SALT THROF	9376	84046	17721	86565
294130	TETRACYCLINE/DERIV/SALT THROF	84235	594709	42085	464364
294140	CHLORAMPHENICAL/DERIV/SALT	12939	170509	13715	105782
294150	ERYTHROMYCIN/DERIV/SALT THROF	181560	1469365	107780	1351578
294200	OTHER ORGANIC COMPOUNDS.	22460	231267	32602	143487
300190	OTH GLAND ORGAN,EXTRACT,HAPRIN		855	228	488
300210	ANTISERA/OTH BLOOD FRAC MODIFY	7054	67524	12752	89158
300220	VACCINES FOR HUMAN MEDICINE	1231149	21935825	1782834	22646282
300230	VACCINE VETERINARY MEDICINE	497199	3042600	250964	2421259
300290	OTH HUMAN/ANIMAL BLOOD,THERAPC	40306	307593	56097	535092
300310	MEDICAMENT PENCILLIN DERV/ACID		3423		34556
300320	MEDICAMENT OTH ANTIBIOTICS	3258	136035	15541	143170
300331	MEDICAMENTS CONTAINING INSULIN		1937		
300339	OTH,MEDICEMENT HARMONE ANTIBTC	7243	234112	79362	710531
300390	OTH MEDICEMENT NES-NOT-R-SALE	176885	784493	165776	1210430
300410	MEDICAMENT,PENCILLIN DERV/ACID		33532	6155	120474
300420	MEDICAMENT OTH ANTIBIOTICS	300676	1882235	279312	2080368
300431	MEDICAMENT INSULIN NOT ANTIBTC	240484	1887478	212674	1902046
300432	MEDICIMENT ADERN CORTC HARMONE	87707	322528	19478	103779
300439	OTH MEDICIMENTHARMONE NOT ANT	181803	1024500	101399	1248524
300440	MEDICAMENT ALKALOID DERV ANTI		4941	15424	257445
300450	OTH MEDICAMENT VITAMIN/OTH PRO	4377	119008	23622	333187
300490	OTH MEDICAMENT THERAPEUTIC USE	3768739	20233217	2752584	22685561
300510	SURGICAL TAP IN JAMBO ROLLS	44735	357367	38546	321217
300590	OTH WADDING,GAUZE,BANDAGE ARTI	7771	167069	5210	112231
300610	STERILE SURGICAL CATGUT, ETC	63811	1198617	38721	699334
300620	BLOOD-GROUPING REAGENTS	48	1205	1353	3442
300630	OPACIFY X-RAY EXAM DIAGNOSTIC		5038		10940
300640	DENTAL CEMENT/DENTAL FILLING	12228	86248	24508	138150
300650	FIRST AID BOXES AND KITS.	64	13211	770	26622
300660	CHEMICAL CONTRACEPTIVE HORMONE	276	252315	153734	929244
300670	GEL PREP HUMAN/VETERNARY USE	452	20791	1301043	1328043
300691	APPL IDENTIFIABLE, OSTOMY USE	9736	38843		19886

Contd.

10.11 Imports by Economic Categories (Detail)

(In Thousand Rupees)

Items		March, 2016	From July, 2015	March, 2015	From July, 2014
321519	PRINTING INK EXCL. BLACK	164162	1431471	98297	1009154
321590	OTH WRITING/DRAWING/OTH INK	36327	260317	45579	222997
330112	ESSENTIAL OIL OF ORANGE	6396	71129	18489	66590
330113	ESSENTIAL OIL OF LEMON	346	47259	346	16577
330119	OTH ESSENTIAL OIL/CITRUS FRUIT	65131	287540	7512	163213
330124	ESSENTIAL OIL OF PEPRAMINT	843	11693		10317
330125	ESSENTIAL OIL OF OTHER MINTS	2045	20193	208	16226
330129	OTH ESSENTIAL OIL O/T CIT FRUT	9283	63713	3026	50528
330130	RESINOIDS	199	3808	179	2163
330190	OTH,CONCENTRATE ESSENT OIL NS	208	70038	18762	70517
330210	MIXTURE ODORIFEROUS SUBS&MIXT	390034	2449031	537356	2054089
330290	OTH,MIXTURE,ODORIFEROUS SUBST	454056	3498997	362900	3079062
330300	PERFUMES AND TOILET WATERS	138738	559696	39314	440319
330410	LIP MAKE-UP PREPARATIONS	10413	158328	11134	152545
330420	EYE MAKE-UP PREPARATIONS	13167	156452	14670	140138
330430	MANICURE/PEDICURE PREPARATIONS	4627	76761	7047	72761
330491	POWDER WHETHER/NOT COMPRESSED	25211	299450	34060	279153
330499	OTH,BEAUTY/MAKE-UP PREPARATION	97552	1249206	64932	1056776
330510	SHAMPOOS	262807	3012132	213181	2483836
330520	PREP PERMANENT WAVING/STRAIGHT	4554	75759	3639	53976
330530	HAIR LACQUERS	51	1505	15	964
330590	OTH PREP USE ON HAIR	67993	645223	56116	578827
330610	DENTIFRICES	17065	255676	19838	193580
330620	YARN,CLEAN TEETH(DENTAL FLOSS)	43	638	5	780
330690	OTH,PREP ORAL/DENTAL HYGIENE	1630	21806	276	10027
330710	PRE/AFTER SHAVE PREPARATION	23101	228055	23237	165036
330720	PERSONEL DEDORANT&ANTIP RSPRNT	49227	390192	52828	378280
330730	PERFUMED BATH SALT/OTH PREP	1102	7587	744	5384
330741	AGARBATTI/OTH ODORIFEROUS PREP	100	1038	2	1361
330749	OTH PREP PERFUMING ROOM/RELIGS	27713	173569	15437	178129
330790	OTH,DEPILATORY/PERFUM ETCPREP	2344	37091	4659	34396
340111	SOAP&ORGANIC SURFAC-ACTIV PROD	324607	1765446	247843	1592843
340119	OTH,SOAP ORG-SURFAC-ACT PROD	20903	152897	17156	164769
340120	SOAP IN OTHER FORMS	60573	563004	62858	569020
340130	ORGANIC SURFACE ACTIVE PRODUCT	49238	279394	21237	211322
340211	ORGANIC SURFACE-ACTIVE AGENT	519983	3424168	522406	2740799
340212	ORGANIC SURFACE ACTIVE CATIONC	15000	131443	14945	108179
340213	ORG SURFACE ACTIVE NON-IONIC	294268	2755290	191224	2416246
340219	OTH ORG SURFACE ACTIVE AGENT	15070	152564	15933	255480
340220	ORG SURF PREP PUTUP FOR R-SALE	9899	152881	20333	300174
340490	OTH, ART/PREP WAXES	118049	861865	80051	859117
340510	PO/CREAM FOR FOOTWEAR/LEATHER	10371	118757	9261	139381
340520	POL/CREAM/PREP, WOOD FURNITURE	1101	13808	6371	39658
340530	POL/CREAM/PREP,COACHWORK/METAL	88	9399	73	11641
340540	SCOURING/PASTE/POWDER/OTH PREP	905	1842	23	1050
340590	OTH POL/CREAM/PREP,F-WEAR/LETH	10565	116218	15875	105989
350190	OTH CASEINATE DERIV CASEN GLUE	2246	19071	2661	30004
350211	EGG ALBUMIN DRIED		33240		35267
360300	SAFETY FUSES DETONATING FUSES	4611	124365	29455	119807
360500	MATCHES O/T PYROTECHNIC		63254		
360610	LIQUID/LIQUEFIE GAS FUEL	381	10528	390	3572
391740	FITING FOR TUBE ETC OF PLASTIC	47940	365552	47328	282365
391810	FLOOR COVERING OF POLYMERS V-C	25345	237422	19333	231187
392190	OTH PLATE,SHEET ETC OF PLASTIC	97444	1348974	144786	1210687
392210	BATH,SHOWER WASH BASIN OF PLAS	4749	44601	3384	34922
392220	LAVATORY SEAT/COVER OF PLASTIC	1952	19586	1346	12182
392290	OTH FLASH/SIM SANITARY PLASTIC	3623	44963	5078	46548
392310	BOXES,CASES,CRATES PLASTIC	34286	495342	78924	577321

Contd.

10.11 Imports by Economic Categories (Detail)

(In Thousand Rupees)

Items		March, 2016	From July, 2015	March, 2015	From July, 2014
392321	SACK&BAG OF POLYMER OF ETHYL	178869	875996	100464	694698
392329	SACKS & BAG OF OTHER PLASTICS	40224	239301	18337	330296
392330	CARBOYS,BOTTLES,FLASKS ETC	35094	451931	39195	439889
392340	SPOOLS,COPES,BOBINS ETC PLASTC	10339	174050	14768	185196
392350	STOPPERS,LIDS,CAPS ETC OF PLAS	119435	991180	147019	948160
392390	OTH ARTICLES FOR CONVEYANCE NS	12318	174245	16586	178727
392410	TABLEWARE KITCHENWARE OF PLAST	34652	309025	15517	152208
392490	OTH,HOUSEHOLD/TOILET ARTICLES	11563	211469	21500	183475
392510	RESERVOIRS,TANKS,VATS>300 LTRS	819	19838	2859	3744
392520	DOOR,WINDOWS FRAME&H-HOLD PLAS	648	14642	429	33990
392530	SHUTTERS,BLINDS&PARTS OF PLAST	590	5700	1756	11368
392590	OTH,BUILDER-WARE OF PLASTIC,NS	107275	1130245	82455	550330
392610	OFFICE/SCHOOL SUPPLY PLASTIC	9257	121876	11070	77477
392620	ARTICLE OF APPAR CLOTHING PLAS	3404	56307	9814	103050
392630	FITTING FOR FURNITUR/COACH PLA	5	4162	1058	6710
392640	ORANMENTAL ARTICLES OF PLASTIC	33794	407485	31257	301699
400942	TUBE,PIPERUB WITH OTH.METL.FIT	6051	34915	2559	39969
401011	CONVEYOR BELTS WITH METALS		8026	68	8631
401012	CONVEYOR BELTS WITH TEX-METACS	26993	338464	16539	352389
401019	OTH CONVEYON BELT OR BELTING	20850	228982	37066	299621
401031	TRANSMISSION BELTS 60-180 CM	29104	248524	26847	210799
401032	TRANSMISION OTH BELT 60-180 CM	19633	220236	28615	249428
401033	TRANSMISION BELT 180-240 CM	8012	14252	741	11582
401034	TRANSMISION BELT OTH 180-240CM	293	4521	230	7343
401035	TRANSMISION SYN.BELT 60-150CM	562	13754	521	14316
401036	TRANSMISION SYN.BELT 150-198CM	255	1658	75	5156
401390	OTHER INNER TUBES,OF RUBBER	4531	60670	6619	78144
401410	SHEATH CONTRACEPTIVES	12308	738416	32109	1076011
401490	OTH HYG/PHARMACEUTICAL ARTL	6847	32828	1716	27386
401511	GLOVES,RUBBER,SURGICAL	57410	424813	16610	285874
401519	OTHER GLOVES,RUBBER	48884	254576	23411	142711
401590	OTH ARTI APPRL/CLOTH ALL PURPS	971	26865	1833	52287
401610	ARTICLES OF UNHARD CEL VUL RUB	15976	153260	13428	112390
401691	FLOOR COVERING & MATS, RUBBER	5128	34287	2386	30870
401692	ERASERS, RUBBER	18977	232905	27287	261389
401693	GASKETS,WASHERS,SEALS,OF RUBB	194112	1242524	126771	1050218
401694	BOAT/DOCK FENDERS,OF RUBBERS	29705	56579	52162	91245
401695	OTH INFLATABLE ARTICLE OF RUBB	44	18341	87	25735
401699	OTH ARTICAL UNHARD VUL RUBBER	158380	1497008	144573	1390335
420100	SADDLERY&HARNESS FOR ANIMALS	53	460	30	518
420211	TRUNKS,SUITCASE,VANITY-CASES	954	15966	1327	21179
420212	TRUNK,SUITCA,SATC ETC PLAS/TEX	46573	709856	56821	632878
420219	OTH TRUNK,SUITCASE,VANITY-CASE	1187	32741	851	17766
420221	HANDBAG,COMP/PATENT LEATHER	27237	509370	24184	433713
420222	HANDBAGS,PLASTIC/TAXT MATERIAL	6693	81212	9097	100545
420229	OTH HANDBAGS,WITHOUT HANDLES	47787	527809	41426	265425
420231	ARTI.CARIED.IN POCKET. LEA/COM	2149	38607	2958	28906
420232	ARTIC CARIED IN POCK TAXT MATE	586	11918	464	8789
420239	OTH,ARTI CRRIED IN HAND/POCKET	4620	97161	6723	46826
420291	OTH CONTAINER O/S OF LEA/COMPS	90	6106	235	2763
420292	OTH CONTAINER O/S PLAS/TEXTILE	1233	18961	591	10731
420299	OTH CASES VULCANISED FIB/PBOA	2927	21657	3235	30548
420310	ARTICLES OF APPAREL	49	12696		30428
420321	GLOVES,MITTENS & MITTS SPORTS		1081	71	1922
420329	OTH LEATHER GLOVES	331	19209	2087	11543
420330	BELTS AND BANDOLIERS	15668	181477	18887	179398
420500	OTH ART LEA/COMP LEA TECHNICAL	1289	4966	36	11525
430230	WHOLE SKINS&CUTTINGS ASSEMBLED		221		

Contd.

10.11 Imports by Economic Categories (Detail)

(In Thousand Rupees)

Items		March, 2016	From July, 2015	March, 2015	From July, 2014
430310	ARTI APPAR CLOTH ACCE FURSKIN				400
430390	OTHER, ARTICLES OF FURSKINS	5757	5780		2536
430400	ARTICLE OF FUR&ARTICLE THEREOF	236	8945		13770
440131	WOOD PELLETS	1925	5896		7339
440139	SAW DUST & WOOD WASTE & SCRAP	363	9198	1551	9968
440210	WOOD CHARCOAL OF BAMBOO NOT AG	543	5881	12	3616
441300	DENSIFIED WOOD,BLOCK,PLATE,ETC	8219	27511	7835	29668
441600	CASK,BARREL,VAT,TUB&OTH PRODCT		112		1
441890	OTH BUILDERS JOINERY/CARP WOOD	60196	416846	26258	281902
441900	TABLEWARE&KITCHENWARE OF WOOD	5660	36953	2009	30590
442010	STATUETTES/OTH ORNAMENT WOOD	16	1547	153	920
442090	OTH WOOD MARQUETRY&INLAID WOOD	1485	68794	3393	57953
442110	CLOTHES HANGERS OF WOOD	1148	11052	1208	9713
450490	OTH, ARTICLES AGLOMERATED CORK		27		1133
460121	MATS,MATTING&SCREEN OF BAMBOO	420	5596	575	4694
460129	OTH MATS,MATTING&SCREN VEG MAT				1
460192	OTH MATTING&SCREEN OF BAMBOO				123
460199	OTH PLATING MATERIAL N.E.S	707	1878	133	4019
460211	BASKETWORK&OTH ARTICL OF BAMBO		3346		3443
460212	BASKETWORK&OTH ARTIC OF RATTAN	12	279	32	32
460219	BASKETWORK&OTH ART OF VEG MATE	286	3451	295	2820
481200	FILTER BLOCK,SLAB OF PAPERPULP	85	2095		1991
481310	CIGRETTE PAPER IN BOOKLET/TUBE		190	83	226
481490	OTHER WALLPAPER & COVERINGS.	51	785	134	2185
481620	SELF-COPY PAPER		13	17	17
481690	OTHER COYING PAPER, C/T SIZE.		7123	107	5131
481710	ENVELOPES	1036	10988	591	9550
481720	LETTER CARDS, PLAIN POSTCARDS	71	2641	899	1519
481730	BOXES,POUCHES,PAPER STATIONERY	850	16489	523	7036
481810	TOILET PAPER	1115	71548	3875	46297
481820	HANDKERCHIEFS,TISSUES&TOWELS	10339	88043	7080	75822
481830	TABLE CLOTHS & SERVIETTES	2475	17301	2961	12581
481850	ARTICLES OF APPAREL&CLOTHING	763	2549	45	1486
481890	OTH ARTI LINEN,P&P GARMET/ASSE	3359	49146	6890	32149
481910	CARTON,BOXE&CASES CORRU PAPE	34698	342360	39308	486082
481920	FOLD/CARTO/BOXE&CASE,NON-CURRU	10132	94434	9174	103037
481930	SACKS&BAGS WITH BASE 40CM/MORE	13253	40352	97	25118
481940	OTH SACKS&BAGS,INCLUDING CONES	17101	87020	11607	76460
481950	OTH PACKING CONTAINERS/RE-SLEE	472	11916	367	19130
481960	BOX FILES,LETTER TRAYS,BOX,OFF	3156	39422	2130	34323
482010	REGISTERS,LETTER PADS,DIARIES	3846	99437	5609	69025
482020	EXERCISE BOOKS	46	2036	747	5282
482030	BINDERS,FOLDERS&FILE COVERS	1394	32398	1813	21075
482040	MANIFOLD BUSINESS FORMS/CARBON	302	1138	82	1775
482050	ALBUMS FOR SAMPLES/COLLECTIONS	280	5194	317	3772
482090	OTH BOOK COVER,BLOTING PAD,NES	49710	314486	3499	17801
482110	P&P.BOARD LABLES PRINTED ALL=K	31150	183192	25092	278387
482190	OTH,P&P/BOARD LABLES NOT PRINT	62004	374428	73128	797098
482210	BOBBINS, SPOOLS, CAPS , PULP.		15538	191	12869
482290	OTHER,BOBINS,SPOOL,CAPS ETC.PA	17973	70657	6005	55624
482320	FILTER PAPER AND PAPERBOARD	12799	112189	38533	151206
482340	ROLLS,SHEETS AND DIALS,PRINTED	496	8770	3813	10296
482361	TRAY,DISHES,PLATES,CUP,P&BORD		12		
482369	OTH TRAY,DISH,PLATE,CUP,P&BORD	6922	109004	6394	88362
482370	MOULDED/PRESSED ARTICL P-PULP		14924		16092
482390	OTH,ARTICLES OF PAPER PULP,CEL	33171	207056	27714	206172
490110	PRINTED BOOKS IN SINGLE SHEETS	1722	24612	2833	27269
490191	DICTIONARIES AND ENCYCLOPAEDIA	3404	9180	2905	22762

Contd.

10.11 Imports by Economic Categories (Detail)

(In Thousand Rupees)

Items		March, 2016	From July, 2015	March, 2015	From July, 2014
490199	OTHER,PRINTED BOOKS/BROCHURES	496298	2533759	342853	2350880
490210	NEWSPAPERS,JOURNAL 4-TIME/WEEK		10		2499
490290	OTHER NEWSPAPER,JOURNALS PERIO	5118	44069	6956	48014
490300	CHILDREN DRAWING/COLOUR BOOKS	3130	25562	20644	150097
490400	MUSIC, PRINTED IN MANUSCRIPT.	2	8		1
490510	GLOBES	1	473	49	815
490591	OTH PRNTD MATER BOOK FORM/ATLS		244		153
490599	OTH MAPS AND HYDROGRAPHIC/W-PA	314	1191	6	1364
490600	PLANS/DRAWINGS FOR ARCHITECTS	438	59679	18633	256134
490700	BANKNOTE,CHEQUE,STAMP,BOND ETC	4867	191001	1302	8188481
490810	TRANSFERS ,VITRIFIABLE.	15	1832	565	5828
490890	OTH,TRANSFERS(DECALCOMANIAS)	7477	53687	6506	47690
490900	PRINTED/ILLUSTRATED POSTCARDS	5343	45442	3715	37708
491000	CALENDAR OF ANY KIND PRINTED.	149	20529	424	19716
491110	TRADE ADVERTISING MATERIAL.	14770	179846	20009	186167
491191	PICTURES,DESIGNS&PHOTOGRAPHS	811	6449	2214	9829
500710	FABRICS OF NOIL SILK	28	2206		2042
500720	OTH FAB CON>80% WT OF SILK	47505	1594662	60806	976014
511111	WOVEN FABRICS CARDED WOOL,85%	903	72383		127315
511119	OTH WOVEN FABRICS CARDED WOOL	1348	78994	444	14268
511120	OTH MIXED MAN-MADE FILAMENTS				79
511130	OTH MIXED MAINLY/SOLELY M-MADE		405	36	258
511190	OTH WOVEN FAB CARDED WOL/HAIR	3380	100393	1246	52191
511211	WOVEN FAB.COMBED WOOL 85%/HAIR		36942	1142	90344
511219	OTH WOVEN FAB COMBED WOOL 85%>	24	55081	2385	64456
511220	OTH WOVEN FAB.COM.WOLL MIX.MMF		40		329
511230	OTH WOV.FAB.COM.WOOL MIX.M/MSF		20589		74344
511290	OTH WOV.FAB.CARDE WOOL/FA-HAIR	2058	15114		11458
520790	OTHER,COTTON YARN PUT UP SALE	155	4059	12	6491
520811	WOV FAB COT WT<100G/SQM UNBLEA		1199		215
520812	WOV FAB COT WT>100G/SQM UNBLEA		6602		18286
520819	OTHER WOVEN COTTON FAB UN-BLH	2826	115789	333	11648
520821	WOV FAB COT WT<100G/SQM BLEACH		12560		3542
520822	WOV FAB COT WT>100G/SQM BLEACH		620		
520823	WOV FAB COT 3/4 THRD TWIL BLEC				345
520829	OTH WOVEN FAB OF COTTON BLEACH	3751	17292	20	1952
520831	WOV FAB COT WT 100G/SQM DYED	1492	9822	9831	15431
520832	WOV FAB COT WT>100G/SQM DYED	4540	25798	597	60477
520833	COTTON WOV FAB 3/4 THREAD DYED	160	160		
520839	OTH COTON WOV FAB<2000/SQM DYE	23825	59150	1443	23287
520841	WOV FAB COT WT 100G/SQM COLOUR		1756		5409
520842	COTON WOV FAB WT>100G/SQM COLO	18239	164301	8793	152109
520843	COTTON WOV FAB 3/4 THREAD TWIL		350	2238	3132
520849	OTH WOV FAB WT 200G/SQM	1396	33586	376	21397
520851	COTON WOV FAB 100G/SQM PRINTED	74955	514501	164374	782853
520852	COTON WOV FAB>100G/SQM PRINTED	11601	155072	6792	32058
520859	OTH COT WOV FAB 200G/SQM PRINT	10561	33168	209	24095
520911	WOV FAB COT WT>200G/SQM UNBLAC		1466		86
520912	COTTON WOV FAB 3-4THREAD UN-BL		135		
520919	OTH COT WOV FAB>200G/SQM UNBLE		2755	270	1460
520921	COTTON WOV FAB BLEACH>200G/SQM		83962	1609	127000
520929	OTH COT WOV FAB BLE W>200G/SQM	66	11620	124	1206
520931	COTTON WOV FAB DYED>200G/SQM	822	907		3451
520932	COTTON WOV FAB DYED 3-4 THREAD		2623	1725	2609
520939	OTH COT WOV FAB DYED>200G/SQM	703	24253	2118	84100
520941	COT WOV FAB>200G/SQM 85% COT				3646
520942	COTTON WOV FAB DENIM>200G/SQM	21486	232766	4581	318745
520943	WOV FAB 3-4-THREAD TWILL>200G			76	156

Contd.

10.11 Imports by Economic Categories (Detail)

(In Thousand Rupees)

Items		March, 2016	From July, 2015	March, 2015	From July, 2014
520949	OTH WOV FAB CONT 85% COT/YARN	394	12143	3633	5345
520951	COTTON WOV FAB PRINTED>200GSQM		402		176
520952	WOV FAB 3-4-THREAD TWILL PRINT				63
520959	OTH WOV FAB PRINTED>200G/SQM	426	12806	24	38064
521011	COT W-FAB MIX MMF W200G/SQMUNB	80	20180		79
521019	OTH W-FAB COT MIX MF200GSQM UB		13957	236	981
521021	W-FAB COT MIX-MMF WT 200G/SQM		14633		
521029	OTH W-FAB COT 85%,MMF 200G-BL		7526		43
521031	COT WOV FAB MX-MMF200G/SQM DYE	2937	5223	3220	10617
521032	W-FAB3/4THR MX-MMW 200G/MW DYE				13103
521039	OTH W-FAD COTMX MF W200G/SQMDY		6241		7856
521041	W-FAB COT MX-MMF 200G/SQM		27650		1500
521049	OTH W-FAB COT MX-MMF W200G/SQM		19699	1247	1576
521051	W-FAB COT MIX,MF W200G/SQM PRI		4992		3036
521059	OTH W-FAB COT,MMF W 200G PRINT	3089	55342	17220	104117
521111	COT W-FAB,MX MF W>200G/SQM UNB		187		
521112	COT FAB 3-4THREAD MIX>200G UNB		31		
521119	OTH W-FABCOT,MF W>200G/SQM UNB	12018	83226	6176	89709
521120	W-FAB COT WT<85% MIX MMF-BLEA		4387		3536
521131	WW-FAB COT,MMF W>200G/SQM DYED		13397		
521132	WOV FAB 3-4THREAD MIX>200GDYED		1716		10508
521139	OTH W-FAB COT,MMF W>200G DYED	17858	31422		10604
521141	COT W-FAB CLO YRN,MF W>200GSQM	303	303		
521142	W-FAB COT DENM,MX MFW>200G/SQM	1010	49010	7584	131454
521143	WOV FAB 3-4THR MX-MFW>200G/SQM		54		
521149	OTH W-FB COT CLO YRN MMF>200G		12264	100	3423
521159	OTH W-FAB COT,MF,W>200G/SQM PR	5479	22562		6219
521211	OTH COT W-FAB UN-BL W 200G/SQM				83
521212	OTH COT W-FAB BLECH W 200G/SQM		1186		
521213	OTH COT W-FAB DYED W 200G/SQM	1436	12332	199	5978
521214	OTH W-FAB,COLOR YRN W 200G/SQM		550		
521215	OTH W-FAB COT PRNTD W 200G/SQM	5294	12002		
521222	OTH COT WOV FAB BLEAC>200G/SQM		7122		6095
521223	OTH COT WOV FAB DYED>200G/SQM	539	21745	7528	15286
521224	OTH W-FAB COT COLYARN>200G/SQM		2710		
530890	OTH, YARN OF OTH VEG TEX FIBRE		597	14	14
530911	UN-BLE/BLE FAB CON>85%WT FLX				2192
530919	OTH WOV FAB OF FLAX 85%OR MORE		51059		25104
530921	UN-BLE/BLE FAB 85% OR > W FLX		348		
530929	OTH WOV FAB OF FLAX<85% BY WT		35986		2987
531090	WOV FAB OF JUTE OR OTH TEX FIB		204		
540600	M-MADE FILAMENT YARN RETAIL-SL		186		85
540710	WOV FAB HI-TENACI YRN NYLON PO	46826	241035	8413	130271
540720	WOV FAB OBTAIN FROM STRIP,LIKE	15016	178789	18936	199558
540741	FAB 85% OR MORE NYLON FILMENT		13334	838	12674
540742	OTH FAB 85% OR MORE DYED	146851	1691124	82304	888777
540743	OTH W.FAB NYL FLAMT WT>85% DYE	130	32464		28320
540744	OTH W.FAB FILA DIF COL NYL>85%	6615	105560	17192	54305
540751	OTH W.FAB TEXTURED POLY U-BLEA	199509	2349240	113498	1037877
540752	OTH W.FAB TEXTUR POLY DYED 85%	495421	6996716	505480	4818356
540753	OTH W.FAB DIF COL TEXTUR POLYS	997	11433		11142
540754	OTH FAB TEXT POLY FIL PRINTED	53745	348855	23193	174286
540761	OTH FAB,NON-TEXT POLY FILAMENT	35139	778629	53720	784809
540769	OTH FAB POLY FIL TEXTILE MAT	27369	265848	27402	174370
540771	OTH WOV FAB SYNTH FIL BL/UN-BL	62470	430325		7757
540772	OTH WOV FAB SYNTH FIL DYED 85%		39828	20	10009
540773	OTH W.FAB DIF COL SYN FILA PRI		10098		6359
540774	OTH WOV FAB SYNTH FIL PRINTED	2337	19992		2205

Contd.

10.11 Imports by Economic Categories (Detail)

(In Thousand Rupees)

Items		March, 2016	From July, 2015	March, 2015	From July, 2014
540781	OTH W.FAB SYN MIX COT BL/UN-BE		1592	54	1639
540782	OTH WOV FAB MIXED COTTON DYED	7122	45682	1832	46872
540783	OTH FAB SYN TEXMAT COLOR DYED		187101		242
540784	OTH FAB SYN TEX SQM MATERUAK	29865	165238	8345	86409
540791	OTH WOV FAB SYN F/L BL/UN-BL		41	721	834
540792	OTH WOV FAB SYN F/L NS DYED	119	13397	3999	16043
540793	OTH WOV FAB SYN F/L NES COLOUR		736		21296
540794	OTH WOV FAB SYN FIL NES PRINT	7664	156553	9306	92407
540810	W.FAB HIGH TENCITY YRN VIS,RAY	1206	1206		38893
540821	OTH WOV FAB ART. FIL BL/UN-BL	9121	56308	794	13483
540822	OTH WOV FAB ART. FIL DYED	87	575	14	3117
540823	OTH WOV FAB DIFFERENT COLOUR		6103		5108
540824	OTH WOV FAB ART. FIL PRINTED	455	520		
540832	OTH WOV FAB ART. FIL YARN DYED		27		632
551130	YARN ART STAPLE FIB FOR R/SALE		801		
551211	WOV FAB OF SYN STAPLE FIBRE				34509
551219	OTH WOV FAB OF SYN STAPLE FIB	2901	99120	7140	128934
551229	O/W-FEB ACR STA FIB>85%WT ACRY	969	5396	163	5184
551291	WOV FAB SYN STAP FIB BL/UN-BL			11	452
551299	FAB WOV SYN FIB>85%BY WT SYNTH	443	2391	78	1607
551311	W.FAB SYN STA FIB MX COT 170G		11042		33276
551312	W.FAB SYN STA FIB MX COT314THR		1		
551313	O/W FAB S.S.F-COT-170G.BL/UN-B		15		
551321	W-FAB SYN STA FIB MX COT DYED	6960	19574	6159	33397
551323	POLYS,COT,STAP FIB<170G DYED	944	1435		156
551329	OTH FAB SYN STAP FINRE DYED		15038		2585
551331	WOV FAB SYN STAP FIB COLOUR YR	5982	13925		22725
551339	OTH WOV FAB STAP FIB<170G/SQM		257	1399	1917
551341	WOV FAB POLY STAP FIB PRINTED	2032	5404		1062
551349	O/W-FAB SYN STAP FIB MIX COTON	2658	14859	1639	2234
551419	OTH SYN FAB<85% MIX BL/UN-BL		1188		
551421	W-F POLY STAP FIB<85% DYED	217	603		5821
551422	W-F POLY STAP FIB 3/4THRD DYED	16431	19226	85	9594
551423	OTH FAB POLY FIB MIX COT DYED		10268		886
551429	OTH FAB<85% MIX COT SYN FIB		8391		10365
551430	WOV FAB SYN YARN DIFF COLO DYE				1813
551441	W-F SYN FIB<85% MIX COT PRINT		358		2564
551443	O/W-FAB POL FIB MIX COT PRINT	317	3786	383	2417
551449	O/W-FAB SYN MIX COT>170G PRINT		40721		13147
551511	O/W.FAB POLYS FIB MX VISCO RAY	3986	93841		49037
551512	O/W.FAB POLY FIB MIX M-MAD FIB		51740		231
551513	O/W FAB POLY FIB MIX WOL/F-HAI		92864	17638	194788
551519	O/W FAB POLY STAP FIB MIX O/FI		5966		7110
551521	O/W FAB ARCYL FIB MIXED O/FIB				1370
551522	O/W FAB ARCYL FIB MIX WOOL		162		4359
551529	O/W FAB ARCYLIC FIB MIX OT/FIB	23192	46255	502	99136
551591	O/W FAB SYN FIB M-MAN-MADE FIL			52	52
551599	O/W FAB SYN MIX OTH FIBRE N.S	379	1140		10
551611	W-FAB ARTI FIB 85%>BL/UN-BLEA	451	83899		46687
551612	W-FAB ARTI >85% BY WEIGH,DEYED	75464	5813041	293630	3485228
551613	W-FAB ARTI FIB>85% WT DIFF-COL		21979		
551614	W-FAB ARTI FIB>85% WT PRINTED	87025	1469861	101936	2399943
551621	W-FAB ART FIB<85%WT MM.FILAM				12906
551622	W-FAB ART FIB<85% WT MM-F DYED	3739	16244		307
551623	W-FAB ART FIB<85%WT D-COL,MM-F		58343		14435
551624	W-FAB ART FIB<85%WT MM-F PRINT	293	177086		4439
551632	W-FAB ART FIB<85%WT,WOL/HAI DY	12071	75293		2275
551634	W-FAB ART FIB<85% WT,WOL/HA PR				409

Contd.

10.11 Imports by Economic Categories (Detail)

(In Thousand Rupees)

Items		March, 2016	From July, 2015	March, 2015	From July, 2014
551642	W-FAB ART FIB<85%WT MX COT DYE			119	120
551643	W-FAB ART FIB<85%WT MIX COTTON		468		
551644	W-FAB ART FIB<85% WT MIC PRINT	443	9257	327	358
551691	W-FAB ART FIB<85%WT UN-BLE/BLE	468	468		
551692	W-FAB ART FIB<85%WT MIX O/F DY		8119	531	9103
551693	W-FAB ART FIB<85%WT D-COL,O/FI				4280
560130	TEXTILE FLOCK,DUST & MILL NEPS	6641	43250	447	56531
560210	NEEDLELOOM FELT STICH-BOND FIB	10371	55641	12717	104010
560221	FELTS OF WOOL/HAIR,NOT COATED		449	265	1104
560229	FELTS OTH TEXT MATE, NOT COATD	80	434		344
560500	METALLISED YARN,TEXTILE YARN	172057	3089731	186994	1674925
560900	ARTICLES OF YARN,STRIP ROPE	7065	18967	1872	25718
570110	CARPT/OTH TEX FLOR COVER KNOTD	10900	280772	8390	165381
570190	CARPETS,KNOT OF OTH TEX MATERL	59	1031		2246
570210	KECEM,SCHUMACKS,KARAMAE.ETC.	2610	13247	182	7638
570220	FLOOR COVERING COCONUT FIBRES		206		
570231	CARPETS F/COV.PILE CONS,M/MADE		70		
570232	CARPET F/COV.P/LONS NOT TEXMAT	534	2575	298	1091
570239	CARPETS ECT.AOT.MADE O/TEX MAT	5	91		230
570241	CARPET ETC.P/CONS.WOOL WOV.M/M	81	4584	82	39726
570242	CARPETS OTH.P/CONS.M/M/TEXT.	59645	368355	28852	190775
570249	CARPETS ETC.MADE OTH.TEX MATEL		2392		1195
570250	OTH CARPET NOT OF PILE CONSTRU		48		
570291	OTH CARPETS ETC.WOOL,F/AN/HAIR		4		
570292	CARPET ETC. MAN/M TEX MATERIAL		98		
570299	OTH CARPETS ETC.MADE O/TEX/MAT	161	719		392
570310	CARPET ETC WOOL/FINE ANIM HAIR				54
570320	CARPETS/TUFTED OF NYLON/POLYA	26171	163770	12531	119522
570330	CARPETS ETC.TUFT MAN/M TEX MAT	39145	322946	53213	325782
570390	CARPET/TUFT CARS/VEH O-TEX MAT	4734	16539	873	3755
570410	TILES, < 0.3 SQM AREA.	5072	8093	462	6861
570490	OTH CARPETS ETC.FELT N/TUFTED	75957	657634	62316	451340
570500	OTH CARPETS&OTH FLOOR COVERING	43	2177	3327	10317
580121	UNCUT WEFT PILE FAB.OF COTTON.		824		
580122	CUT CORDUROY, OF COTTON		11975	11316	16396
580123	OTH WEFT PILE FAB.OF COTTON.		27		
580126	CHENILLE FABRICS, OF COTTON		44007	136	8170
580127	WARP PILE FABRICS OF COTTON		3404		2449
580131	UNCUT WEFT PILE FAB.M-MADE FIB		27832		
580132	CUT CORDUROY, MAN-MADE FIBRES.		10948	940	1205
580133	OTH WEFT PILE FAB.M/MADE FIBRE		6663		54
580136	CHENILLE FAB. MAN-MADE FIBRES.	800	30310		10303
580137	WARP PILE FABRICS OF COTTON	325	2199	4135	8854
580190	OTH PILE&CHENILLE FAB.TEX.MAT	25635	562075	29985	273426
580211	TERRY TOWEL&S/WOVEN TEYFAB.UBL				4
580219	OTH TERRY TOWEL/FABRICS,OF COT	45	1857	542	3545
580220	TERRY TOWEL/FABRICS, TEX.MAT		210	5501	9218
580230	OTH TUFTED TEXTILE FABRIC		255	71	71
580300	GAUZE,OTHER THAN NARROW FABRIC	2	2		
580410	TULLES AND OTHER NET FABRICS	2423	8355	269	11742
580421	LACE MACHINE MADE,M-MADE FIBRE	7349	23939	5414	51421
580429	OTH,LACE MACHINE MADE,OTH MAT.	45749	354486	15545	163864
580430	LACE HAND MADE	734	5480	56	10745
580610	WOV.PILE FAB.& CHENILLE FABRIC		293	221	1795
580620	OTH WOV. FAB. ELASTOMERIC YARN	7885	98520	2184	233905
580631	OTH NARROW WOV FAB, OF COTTON.	266	1315		1661
580632	OTH NARROW WOV FAB,M/MADE FIB.	38522	288716	41543	367686
580639	OTH,NARROW WOV.FAB,TEX.MAT	316	14466	203	115353

Contd.

10.11 Imports by Economic Categories (Detail)

(In Thousand Rupees)

Items		March, 2016	From July, 2015	March, 2015	From July, 2014
580640	OTH FABRICS,WARP W/OUT WEFTASM		1211		
580710	LABEL,BADGES ETC.TEXTMAT,N/EMB	58573	643410	46636	756918
580790	OTH,LABELS,BADGES&ART.TEX/MAT	20247	301047	38617	674857
580810	BRAIDS IN THE PIECE	1812	2633		7
580890	OTH,ORNAMENTAL TRIM,TASSEL ETC	809	36503	5213	45325
580900	WOV FAB.OF METAL TAREAD/YARN.	2434	3287		217
581010	EMBROIDERY W/OUT VISIBLE GROND		10		65
581091	OTHER EMBROIDERY,OF COTTON		12974		922
581092	OTH EMBROIDERY,M-MADE FIBRES		799	62	1250
590190	OTH TRACING CLOTH,BUCKRAM ETC.	18905	396326	28873	345821
590210	TYRE CORD FAB HIT.YARN NYLPLMD	67587	1174383	132996	1071529
590220	TYRE CORD FAB H/T YARN POLYSTR	26591	219293	3889	203244
590390	OTH,TEX FAB IMP,LAM, PLASTIC.	107745	1252173	85045	627174
590410	LINOLEUM		1762		1287
590800	TEX WICKS,WOVEN,LAMP,LIGHTERS	115	659		1078
590900	TEX HOUSE PIPING/TEX TUBING.	27820	96420	10941	69142
591190	OTH, TEX PRODUCTS/ ARTICLES,	27405	303100	24190	213538
600110	LONG PILE, FABRICS	6584	12513		24244
600121	LOOPED PILE FABRICS,COTTON		447		635
600122	LOOPED PILE FAB,MAN-MADE FIBRE	7397	113598		29966
600129	LOOPED PILE FAB,OTH TEX MAT.	480	84401	356	40856
600191	OTH PILE FAB,KNIT/CROCH,OF COT		116		8135
600192	OTH PILE FAB,KNIT/CROCH,M-MADE	188861	7815283	178157	3883786
600199	OTH PILE FAB,KNIT/CROCH,O/TXTM	2996	35255	17580	77160
600240	KNIT CROCH FAB<30CM,ELASTOME5%		10290	73	1207
600290	OTH,KNIT/CROC FAB<30CM,ELAST5%	26	43549	444	15505
600310	KNIT/CRO FAB WOL/HAIR WD!>30CM		4		12
600320	KNIT/CRO COTTON WD !>30CM	2	1754		
600330	KNIT/CRO SYN-FIBRE WD !>30CM				3382
600390	OTH KNIT/CRO FAB WD !>30CM		1755		2507
600410	KNIT/CRO FAB WD>30CM ELASTYR5%	4146	135728	14535	85993
600490	OTH KNIT/CRO FAB WD>30CM ELAST	6985	49099	17972	35943
600521	WRAP KNIT FAB OF COT UNBL/BLEA	222	7912		
600522	WRAP KNIT FAB OF COTTON DYED		7662		2130
600524	WRAP KNIT FAB PRINTED		98		
600531	WRAP KNIT FAB SYN.FIB UNBL/BLE	10914	161904		18416
600532	WRAP KNIT FAB SYN.FIBRE DYED	111129	1319160	58676	630621
600533	WRAP KNIT FAB SYN.FIB DIF COLO		71		5375
600534	WRAP KNIT FAB SYN.FIB PRINTED	6232	62466		24745
600542	WRAP KNIT FAB ART FIB DYED		11258		3692
600590	WRAP KNIT FAB O/TH H-6001-6004	3346	121801	6247	56468
600610	OTH KNIT/CRO FAB OF WOOL/HAIR		78		94
600622	OTH KNIT/CRO FAB COTTON DYED	608	41398		60
600623	OTH KNIT/CRO FAB COTON COLOR	498	3265	1157	11840
600624	OTH KNIT/CRO FAB COTON PRINTED		277		733
600631	OTH KNIT/CRO FAB SYN.FIB UNB/B	537	14341	193	2107
600632	OTH KNIT/CRO FAB SYN.FIB DYED	182259	1884279	180513	1066090
600633	OTH KNIT/CRO FAB SYN.FIB COLOR	1407	11275		10532
600634	OTH KNIT/CRO FAB SYN.FIB PRINT	10871	27351	5158	25782
600641	OTH KNIT/CRO FAB ART FIB UNB/B		510		
600642	OTH KNIT/CRO FAB ART FIB DYED		924		97
600643	OTH KNIT/CRO FAB ART FIB COLOR		319		
600644	OTH KNIT/CRO FAB ART FIB PRINT		1663		39
600690	OTH KNITTED CROACHED FABRICS	8941	244853	16428	189283
610120	MEN/BOYS OVERCOAT/SIM ARTICLE	109	876		4852
610130	MEN/BOYS WIND JACKET/SIM ART.	2	3691	282	510
610190	OVERCOAT ETC.MEN OTH TEX KNIT.	675	83354	2725	35329
610210	APPAREL/CLOTH/ACCESSORIES,WOOL		2528		642

Contd.

10.11 Imports by Economic Categories (Detail)

(In Thousand Rupees)

Items		March, 2016	From July, 2015	March, 2015	From July, 2014
610220	APPAREL/CLOTH ACCES,OF COTTON,	44	159		75
610230	APPAREL/CLOTH ACCES,M-MADE FIB		393		94
610290	APPAREL/CLOTH OF TEX MATEL,	9	4640		3713
610310	SUITS MEN'S/ BOYS KNITTED/CROC	2526	43968	950	14554
610322	MEN/BOYS,ENSEMBLE,COTTON,KN/CR		1172	99	394
610323	MEN/BOYS,ENSEMBLE SYN/FIB,KNIT			567	567
610329	MEN/BOYS,ENSEMBLE OTH TEX MAT,	2215	10284	658	6494
610331	JACKET/BLAZER MEN/BOY,WOOL F/H		7745		99
610332	JACKET/BLAZER MEN/BOY COT/KNIY	38	2928		2381
610333	JACKET/BLAZER MEN/BOYS SYN FIB		3244		390
610339	JACKET/BLAZER MEN/BOYS OTH TEX	248	33824	20	18113
610342	TROUSERS,ETC.MEN/BOYS COT/KNIT	689	6462		1598
610343	TROUSERS, ETC.MEN/BOYS SYN FIB		611		671
610349	TROUSERS,ETC.MEN/BOYS TEX MAT	3258	21443	217	5471
610413	WOMEN/GIRLS,SUITS SYN FIBLE.		118		8
610419	WOMEN/GIRLS,SUITS OTH TEX MAT	2487	5586		683
610422	WOMEN/GIRLS,ENSUMBLE,COTT/KNIT		159		101
610423	ENSEMBLES W/GRIL SYN KNIT/CROC		14221		25940
610429	WOMEN/GIRLS ENSEMBLE,TEX MAT	39	849	34	960
610432	JACKET/BLAZER W/GIRL COT KN/CR		475		1430
610433	JACKE/BLAZER W/GIRL SYN KN/CR		1098		4324
610439	JACKE/BLAZ W/GIRL OTH TEX K/CR	106	15224		9021
610442	DRESSES W/GIRL COTTON KNIT/CRO	1998	10884	13	732
610443	DRESSES W/GIRL SYN FIB KNIT/CR		1796		38
610444	DRESSES W/GIRL ARTFIB KNIT/CR		272		
610449	DRES W/GIRL OTH TEX MAT KNT/CR	40	329		13
610452	SKIRTS/D-S W/GIRL COT KNIT/CRO	58	345		742
610453	SKIRTS/D-S W/GIRL SYN KNIT/CRO		70	581	581
610459	SKIRTS/D-S W/GIRL OTH TEX K/CR	26	658	36	485
610462	TROUSERS ETC OF COTTON KNI/CRO	981	7331	140	749
610463	TROUSES ETC OF SYN FIB KNITED		3247	49	2174
610469	TROUSERS ETC OF OTH TEX MAT KN	904	4710	375	4882
610510	MEN/BOYS SHIRTS COTTON KNI/CRO	5929	27341	4060	25196
610520	MEN/BOYS SHIRTS M-MAD FIB K/CR	8090	16235	3813	13132
610590	MEN/BOYS SHIRTS O/TEXTILE K/CR	10539	152893	25641	160308
610610	W/GIRL SHIR/BLOUSES COT KN/CRO	7038	56949	738	15962
610620	W/GIRL SHIR/BLO M/MADE FIB K/C	76	1286		2447
610690	W/GIRL SHIR/BLOU OTH TEXMATK/C	1538	16756	461	5422
610711	UNDERPANTS ETC M/BOY COT KN/CR	936	16251	538	11143
610712	UNDERPANT ETC M/BOYS M/MAD FIB	526	531		399
610719	UNDERPANT ETC M/BOYS OTH T/MAT	2827	9454	529	1453
610721	NIGHTSHIRTS&PYJAMAS OF COTTON	217	4175	381	2235
610722	NIGHTSHIRTS&PYJAMAS M/MADE FIB		12		167
610729	NIGHTSHIRT/PYJAMAS OTH TEX MAT		2617		1618
610791	BATHROBES ETC OF COTTON M/BOYS	176	423		98
610799	BATHROBE ETC OF OTH TEX KN/CRO	671	4504	21	361
610811	WO/GIRL SLIP,PETTICOAT KNIT/CR		9412	1365	2239
610819	SLIP PETTICOAT OTH TEX MATERIA		195		25
610821	W/GIRL BRIE/PANTIES COT KN/CR	105	487		5427
610822	W/GIRL BRIEF/PANTIES M/MAD FIB		719		2661
610829	W/GIRL BRIEF/PANTIES OTH T/MAT	186	808		774
610831	W/GIRL N-DRES/PAJAMA COT KN/CR	36	2966	1115	3222
610832	W/GIRL N-DRESS/PAYJAMS M/M FIB		825		53
610839	W/GIRL N-DRESS/PAJAMAS TEX MAT	161	1007	2891	7422
610891	BATHROBE W/GRL COTTON KNIT/CRO		696		2329
610892	BATHROBE W/GRL MAN-MADE KN/CRO		509	78	2226
610899	BATHROBE W/GRL OTH TEX KNI/CRO	42	1400		1619
610910	T-SHIRT,SINGLETS,VEST COT K/CR	31132	387509	30049	306534

Contd.

10.11 Imports by Economic Categories (Detail)

(In Thousand Rupees)

Items		March, 2016	From July, 2015	March, 2015	From July, 2014
610990	T/SHIRT,OTH TXT KN/CR	16583	354087	21575	206771
611011	JERSEY,PULOVER,CARDIGAN,WOLLEN		2458		23541
611012	JERSEY,ETC. WOOL, KASHMIR GOAT	12	2422		3
611019	OTH JERSEY PULOVER ETC.WOOLEN		12775	44	2166
611020	JERSEY, PULOVER ETC.OF COT K/C	192	40669	411	38066
611030	JERSEY, PULOVER M/MADE FIB K/C	35	179556	277	117032
611090	JERSEY,ETC. OTH TEXT. MATERIAL	3560	271871	8357	230176
611120	BABY GARMENT OF COTTON KNIT/CR	201	19479	8110	69253
611130	BABY GARMENT OF SYN FIB KNI/CR	2747	52418	3740	22158
611190	BABY GARMENT OF OTH TEX KNI/CR	68527	654594	79718	440324
611211	TRACK SUITS COTTON KNIT/CROCH	20	1786		96
611212	TRACK SUITS SYB FIB KNIT/CROCH		99		514
611219	TRACK SUITS OTH TEX MAT KNI/CR		1247	284	1470
611231	MEN/BOYS SWIMWEAR SYN FIB K/CR		48		
611239	MEN/BOYS SWIMWEAR OTH TEX K/CR		616	149	2568
611241	WOM/GIRL SWIMWEAR SYN FIB K/CR		709	443	980
611249	WOM/GIRL SWIMWEAR OTH TEX K/CR	238	1076		53
611300	GARMENT MADE UP KNIT/CROCH FAB	80	179		423
611420	OTH GARMENT COTTON KNIT/CROCH	618	10733	149	1591
611430	OTH GARMENT MAN-MADE FIB KN/CR	5	5	336	626
611490	OTH GARMENT,OTH TEX MAT KN/CRO	4160	51036	8025	49908
611510	GRADUATE COMPRESS HOSIERY	1463	249856	713	161949
611521	OTHER PANTY HOSE AND TIGHTS	31	2192	148	1447
611529	O-PANTY HOSE OTH-TEXTILE MATE	430	10159	172	21629
611530	OTH-W-MEN FULL/KNEE LENG HOSIE	608	141191	9045	39774
611594	OTH HOSIERY WOOL/FINE ANI HAIR		3		
611595	OTH HOSIERY OF COTTON	1532	11006	665	6202
611596	OTH HOSIERY OF SYNTHETIC FIBRE		829	149	654
611599	OTH HOSIERY OF OTH TEX MATERIL	1775	8034	804	6394
611610	GLOV,MITTEN,ETC PCAS/RUBER K/C	336	5088	275	5180
611691	GLOVE,MITTN,MIT KN/CR WOL/HAIR		109		11
611692	GLOVE,MITTENS ETC KN/CROC COTT	32	1853	1006	2010
611693	GLOVE,MITTENS ETC KNIT SYN FIB	259	7233	575	2739
611699	GLOVE,MITTENS ETC KNIT TEX MAT	179	7906	602	8958
611710	SHAWL,SCARVE,MUFFLER,VEILS ETC	2388	115868	4358	56177
611780	OTH MADE UP CLOTHING ACCESRIES	174	1982	28	6805
611790	PARTS OF GARMENT OR CLOTH ACSS		3583		2910
620111	MEN/BOYS OVERCOAT WOOL NOTKNIT		2128		493
620112	MEN/BOYS OVERCOAT COT NOT KN/C		156	410	1012
620113	OVERCOAT MAN-MADE FIB NOT KNIT	2910	4430		99
620119	OVERCOAT SIM ART OTH TEX MATER	4564	28079	182	60658
620191	OTH OUTER GARMENT WOOL MEN/BOY	1795	63949		1150
620192	OTH OUTER GARMENT COT MEN/BOYS		1486	279	4138
620193	OTH OUTER GAR M/MADE FIB M/BOY		5288	423	13243
620199	OTH OUTER GAR OTH TEX MAT M/BY	405	9445	43	8459
620211	OVERCOAT ETC W/GRL WOOL N/KNIT		27		
620212	OVERCOAT ETC W/GRL COT N/KNIT	9	119	842	3512
620213	OVERCOAT ETC W/GRL M/MAD N/KNT		859		7704
620219	OVERCOAT ETC W/GRL O/TEX N/KNT		6795	186	17085
620291	SKI/JACKET W/GRL WOOL NOT KNIT	13	2239		
620292	SKI/JACKET W/GRL COT NOT KNIT	2	517		953
620293	SKI/JACKET W/GRL M/MADE N/KNIT	138	1614		1103
620299	SKI/JACKET W/GRL TEX MAT N/KNT	125	3901	130	6114
620311	SUIT MEN/BOYS OF WOOD NOT KNIT	3365	5861	47	10024
620312	SUIT MEN/BOYS SYN FIB NOT KNIT	508	1257		652
620319	SUIT MEN/BOYS TEX MAT NOT KNIT	82	50609	4306	79590
620322	ENSEMBLE MEN/BOY COT NOT KNIT		8758	802	7517
620323	ENSEMBLE MEN/BOY SYN FIB N/KNT		6934		937

Contd.

10.11 Imports by Economic Categories (Detail)

(In Thousand Rupees)

Items		March, 2016	From July, 2015	March, 2015	From July, 2014
620329	ENSEMBLE MEN/BOY OTH TEX N/KNT	445	103227	573	11791
620331	JACKET ETC MEN/BOY WOOL N/KNIT		2184	90	2518
620332	JACKET ETC MEN/BOY COT N/KNIT	279	4984	38	3227
620333	JACKET ETC MEN/BOY SYN FIB N/K	441	17358	63	6063
620339	JACKET ETC MEN/BOY OTH TEX N/K	1938	431011	1326	255788
620341	TROUSER,BIB,BRES ETC WOL M/BOY	5603	29996	2887	15249
620342	OTH TROU BIB M/BOY COTT N/KNIT	11312	99867	9258	56478
620343	OTH TROU BIB M/BOY SYN N/KNIT	918	12261	855	9609
620349	OTH TROU BIB M/BOY TEXT N/KNIT	16001	300617	43049	277227
620411	SUIT WOMEN/GRL OF WOOL N/KNT				8
620412	SUIT WOMEN/GRL OF COT N/KNIT		180		945
620413	SUIT WOMEN/GRL OF SYN N/K		47		49
620419	SUIT WOMEN/GRL OF TEX MAT N/K	1148	11249	262	5561
620422	ENSEMBLE WOMEN OF COT N/KNIT	140	217		44
620423	ENSEMBLE WOMEN OF SYN FIB N/K		102		
620429	ENSEMBLE WOMEN OF TEX FIB N/K	9	2525		385
620432	JACKET W/GRL OF COT N/KNIT	22	116		1422
620433	JACKET W/GRL OF SYN FIB N/KNIT	29	52993		14893
620439	JACKET W/GRL OF TEX MAT N/KNIT	482	6859	32	5361
620442	DRESSES W/GRL COTTON NOT KNIT	2354	28538	2439	23134
620443	DRESSES W/GRL SYN FIB NOT KNIT		1519		150
620444	DRESSES W/GRL ART FIB NOT KNIT	449	118757		14633
620449	DRESSES W/GRL TEX FIB NOT KNIT	601	1541	72	82483
620452	SKIRTS W/GRL COTTON NOT KNIT	54	1063	79	1343
620453	SKIRTS W/GRL SYN FIB NOT KNIT				6255
620459	SKIRTS W/GRL TEX FIB NOT/KN/CR	6	149		266
620462	TROUSER W/GRL COTTON NOT KNIT	7531	31780	1052	31194
620463	TROUSER W/GRL SYN FIB NOT KNIT		8482		25
620469	TROUSER W/GRL TEX MAT NOT KNIT	5612	24277	1860	22927
620520	SHIRTS MEN/BOYS OF COT N/KNIT	7706	94667	8381	62937
620530	SHIRTS MEN/BOYS OF M/MAD N/KNT	186	2633		3660
620590	SHIRTS MEN/BOYS OF TEX MAT N/K	2055	24385	6797	35264
620610	BLOUSES W/GRL SILK NOT KNITTED	843	1174		
620630	BLOUSES W/GRL COT NOT KNITTED	304	27309	1703	12335
620640	BLOUSES W/GRL M/MADE NOT KNIT	53	19510		7469
620690	BLOUSES W/GRL TEX MAT NOT KNIT	2066	18682	1649	12617
620711	UNEDERPANT ETC MEN/BOY COTTON	260	1810	467	3109
620719	UNDERPANTS ETC MEN TEX MAT NK	5	144		2527
620721	NIGHTSHIRT/PYJAMA MEN COT N/K	11	114		251
620722	NIGHTSHIRT/PYJAMA MEN M/MAD NK		43		
620729	NIGHTSHIRT/PYJAMA MEN T/MAT NK	112	5347	4234	13262
620791	BATHROB ETC MEN COTTON N/KNIT		14		12
620799	BATHROB ETC MEN TEX MAT N/KNIT	51	10890	472	4477
620811	SLIPS/PETTICOAT W/GRL COT N/NK	1378	1756		
620819	SLIPS/PETTICOAT W/GRL T/MAT NK	449	1056	30	604
620821	NIGHTDRESS/PYJAMA WOMEN COT NK	30	658		2917
620822	NIGHTDRESS/PYJAMA WOMEN M/M NK		830	203	1042
620829	NIGHTDRESS/PYJAMA WOMEN T/M NK	1488	21133	4742	21766
620891	BATHROB ETC W/GRL COTTON N/NK	481	2087	32	778
620892	BATHROB ETC W/GRL M/MAD FIB NK		173		1911
620899	BATHROB ETC W/GRL TEX MAT N/NK	120	8855	99	6289
620920	BABIES GARMENT ETC COT N/KNIT	269	6416	6553	14113
620930	BABIE GAR&CLOTH SYN FIB N/KNIT	41	1313	33	738
620990	BABIE GAR&CLOTH TEX MAT N/KNIT	27197	276269	45506	429632
621010	GAR MADE UP FAB H-56.02/56.03	216	11111	788	6868
621020	OTH GAR MEN/BOY H-6201-11,19		364	141	304
621040	OTH MEN/BOYS MADE UP FAB	96	2010	12	1937
621050	OTH MEN WOMEN/GIRL FAB N/KNIT	283	2603	573	2091

Contd.

10.11 Imports by Economic Categories (Detail)

(In Thousand Rupees)

Items		March, 2016	From July, 2015	March, 2015	From July, 2014
621111	SWIMWEAR MEN/BOYS NOT KNITTED		295	153	1157
621112	SWIMWEAR WOM/GIRL NOT KNITTED	6	205		
621120	SKI SUITS NOT KNIT/CROCHETED		130		97
621132	OTH GAR MEN/BOYS OF COTTON	8	652	166	1720
621133	OTH GAR MEN/BOYS OF M/MADE FIB	3511	6149	832	3069
621139	OTH GAR MEN/BOYS OF TEX MATERI	851	4239	880	4935
621142	OTH GAR WOM/GIRL OF COTTON		920	732	2504
621143	OTH GAR WOM/GIRL OF M/MADE FIB		18233		1218
621149	OTH GAR WOM/GIRL OF TEX MATERI	299	5443	83	5922
621210	BRASSIERES	37934	452103	44353	402187
621220	GIRDLES AND PANTY-GIRDLES	4876	46227	2585	11746
621290	BRACES,SUSPENDERS,GARTER&PARTS	2415	107601	1849	26242
621320	HANDKERCHIEFS OF COTTON	2490	24435	859	20306
621390	HANDKERCHIEFS OF OTH TEX MAT	1331	37490	8296	44953
621410	SHAWLS,SCARVES ETC & LIKE SILK		1390		1590
621420	SHAWLS,SCARVES ETC & LIKE WOOL		47180	67	14838
621430	SHAWL,SCARVE ETC&LIKE SYN FIB	29	15258	120	14140
621440	SHAWL,SCARVE ETC&LIKE ART MAT		1362		11240
621490	SHAWLS OF OTH TEX MATERIALS	9137	121270	8785	123992
621510	TIES,BOW TIES&CRAVATS OF SILK	1327	4188	704	3241
621520	TIES,BOW TIES&CRAVATS M/M FIB	10	2387	67	1881
621590	TIES,BOW TIES&CRAVATS TEX MAT	611	16761	2020	8651
621600	GLOVES, MITTENS AND MITTS.	3432	57555	1204	75727
621710	MADE UP CLOTHING ACCESSORIES	5736	64370	7191	79251
630110	ELECTRIC BLANKETS	16	216		276
630120	BLANKET/TRAVEL RUGS OF WOOL/H	9	105885	12	6404
630130	BLANKET/TRAVEL RUGS OF COTTON	11	3620	29	313
630140	BLANKET/TRAVEL RUGS OF SYN FIB	213132	3266064	210930	2530218
630190	BLANKET/TRAVEL RUGS OF TEX MAT	1801	117547	472	98414
630210	BED LINEN,KNITTED/CROCHETED	2800	120706	6415	76413
630221	OTH BED LINEN,PRINTED,N/KNIT		4		7017
630222	OTH BED LINEN,PRINTED M/MADE		13	322	1331
630229	OTH BED LINEN,PRINTED MILL-MAD		4032	89	1730
630231	OTH BED LINEN COTTON N/KNIT/CR	23	1135	12564	13685
630232	OTH BED LINEN OF MAN-MADE FIB		28462		531
630239	BED LINEN OTH TEX MAT NOT KNIT	4651	250771	3913	26865
630240	TABLE LINEN KNITTED/CROCHETED		70		305
630251	TABLE LINEN OF COTTON KNITTED	12	172		491
630253	TABLE LINEN OF MAN-MADE FIBRES		142		
630259	TABLE LINEN OF OTH TEX MATERIA		1936		58
630260	TOILET & KITCHEN LINEN COTTON	168	3887	1301	7611
630291	OTH TOILET/KITCHEN LINEN COTTN	247	1137	47	1126
630293	TOILET/KITCHEN LINEN M/MAD FIB		317		79
630299	TOILET/KITCHEN LINEN TEX MAT	78	3115	2031	6125
630312	CURTAINS/BLINDS/VALANCE SYNFIB		208	130	565516
630319	CURTAINS/BLINDS/VALANCE TEXMAT	2	1688	83	980
630391	OTH CURTAN,BLIND,VALANC OF COT	6	600	9	176
630392	OTH CURTAINS/VALANCE OF SYNFIB	4001	59698	4584	35743
630399	OTH CURTAINS/VALANCE OF TEXMAT	679	9659	121	4044
630411	BED-SPREADS KNITTED/CROCHETED	1021	2814		3599
630419	BED-SPREADS, OTHERS	677	10152	2274	7100
630491	OTH FURNISHING ARTICLES KNITED	3822	13480	4357	19528
630492	OTH FURNISHING ARTICLE COT KNT	69	798		50
630493	OTH FURNISHING ARTICLE SYN FIB	152	347		1207
630499	OTH FURNISHING ARTICLES TEXMAT	6	2774		244
630510	SACK/BAGS OF JUTE OTH TEX FIB	6834	291656	19196	90698
630520	SACKS AND BAGS OF COTTON		262	585	726
630532	SACK/BAGS MAN-MADE TEX MATERIL	161	26807		52864

Contd.

10.11 Imports by Economic Categories (Detail)

(In Thousand Rupees)

Items		March, 2016	From July, 2015	March, 2015	From July, 2014
630533	SACK/BAGS OF POLYETHYLENE/PROP	5287	97705	24879	131166
630539	OTH SACK/BAGS MAN-MADE TEX MAT	28938	281492	26863	245920
630590	SACKS/BAGS OTH TEX MATERIAL	899	21972	417	22917
630612	TARPAULINS,AWNINGS ETC SYN FIB	12598	209311	5181	123962
630619	TARPAULINS,AWNINGS OF TEX MAT	65	31415	143	3416
630622	TENTS OF SYNTHETIC FIBRES	58	355781	7485	55685
630629	TENTS OF OTH TEX MATERIAL	86	752304	14979	23906
630630	SAILS OF OTH TEXTILE MATERIAL				56
630690	OTH CAMPING GOODS OTH TEX NAT	133	615		19224
630710	FLOOR/DISH/CLEANING CLOTH ETC	2156	31835	2967	24074
630720	LIFE-JACKETS AND LIFE-BELTS	747	31741	2136	17611
630790	OTH MADE UP ARTICLE DRESS PTN	27426	315200	28765	213632
631090	USED&NEW RAGS,SCRAP ETC TEXMAT	2131	67135	1762	42519
640110	FOOTWEAR INCORPORATPROTE M-TOE	174	379		1233
640192	OTH FOOTWEAR COVERING ANKLE		20		35
640199	OTH FOOTWEAR NES UPPER NOT FXD	238	1227	39	4963
640212	SPORTS FOOTWEAR,SKI-BOOT ETC		528	37	210
640219	OTH SPORTS F-WEAR SOLES RUB/PL	1296	129637	4707	24594
640220	F-WEAR WITH UPPER STRAP ASSEMB	1966	25132	211	16225
640291	F/WEAR COV ANKLE SOLE/UPPERS		6206	28	2822
640299	OTH F/WEAR SOLE/UPPER RUB/PLAS	40673	571030	31247	118640
640312	SPORTS FOOTWEAR SKI/SNOWBOARD				1389
640319	OTHER; SPORTS FOOTWEAR	6759	542979	49723	521201
640320	FOOTWEAR OUTER SOLE OF LEATHER	5226	269926	1970	96050
640340	OTH FOOTWEAR WITH METLTOE CAP	9527	62499	6518	34367
640351	OTH FOOTWEAR SOLE COV ANKLE		4119		4840
640359	OTH FOOTWEAR OUTERSOLE LEATHE	382	11813	1127	12703
640391	OTH F-WEAR OUTERSOLE COMP LEA	91	25974	5837	77538
640399	OTH F-WEAR O/S RUB, PLAS, LEA	43278	582043	65344	920685
640411	SPORTS FOOTWAR SHOES RUB/PLAS	32095	494137	39304	424661
640419	OTH FOOTWEAR OUTER SOLE RUB/PL	75555	2644002	79299	2111576
640420	FOOTWEAR OUTERSOLE COMP LEATHR	620	12336	107	2362
640510	FOOTWEAR UPPER/COMP LEATHER	7863	1273541	31003	1932627
640520	FOOTWEARS UPPER TEX MATERIAL	1543	6305	834	79195
650200	HAT-SHAPE,PLAITE LINED N/TRIM		8		27
650400	HATS&OTH HEADGEAR PLAITED	485	9830	204	2373
650500	OTH HATS AND HEADGEAR KNITTED	4963	32716	2275	19361
650610	SAFETY HEADGEAR	16442	281653	12829	193364
650691	OTH HEADGEAR RUBBER/PLASTICS	1555	3863	427	1942
650699	OTH HEADGEAR OF OTH MATIRIALS	766	68382	746	6260
650700	HEADBAND LINING COVERHAT FOUN	317	10035	698	8649
660110	GARDEN OR SIMILAR UMBRELLAS	510	71241	11351	41888
660191	OTH UMB WITH TELESCOPIC SHAFT		1461		118
660199	OTH UMBRELA/SUN UMBRELLAS	2830	125289	2904	64061
660200	WALKING STICKS SEAT STICKS	301	4188	409	1701
660320	UMBRELLA FRAMES INCL F/MOUNTED		1557	5	716
660390	OTH PATS/FITTING UMBRELLAS		247	21	376
670100	SKINS AND OTH PARTS OF BIRDS			7	13
670210	ARTICLE MADE ARTIFICIAL FLOWER	3821	69128	2968	23647
670290	ARTIFICIAL FLOWER,FOLIAG O/MAT	25028	245631	10376	163284
670300	HUMAN HAIR DRESSED THINNED BLE		457		11
670411	COMPLETE WIG OF SYN.TEXT MAT.	94	1410	16	161
670419	OTH BEARD, EYE BROW SYN.TEX MA	277	3375	115	2902
670420	WIGS,BEARDS OF HUMAN HAIR		143		161
691090	OTH CERAMIC SINKS WASHBASIN PE	1421	6176	23	18709
691110	TABLEWARE & KITCHENWARE	135748	1615607	141593	1379691
691190	OTH HOUSEHOLD ARTICLES OF PORN	5193	305520	16005	231899
691200	CERAMIC TABLEWEAR KITCHENWEAR	1327	106156	1958	66211

Contd.

10.11 Imports by Economic Categories (Detail)

(In Thousand Rupees)

Items		March, 2016	From July, 2015	March, 2015	From July, 2014
691310	STATUT ORNAMENT PORCELAIN CHI	412	5470	375	1866
700992	FRAMED GLASS MIRRORS	3723	76559	3551	71711
701010	AMPOULES	19496	202347	16080	211136
701020	STOPPERS,LIDS AND OTH CLOSURES	5093	34912	1768	28786
701190	OTHER, GLASS ENVELOPES	102	1344	149	2077
701310	INDOOR D?COR OF GLASS CERAMICS	1470	46547	5894	68549
701322	STEMWARE DRIN GLA LEAD CRYSTAL		88		4
701328	OTH STEMWARE DRINKING GLASS	1793	35592	1248	26256
701333	O-DRINKING GLASS LEAD CRYSTAL		811		362
701337	OTH DRINKING GLASS O/T GL-CEMI	7980	58159	7391	59547
701341	G-WARE TABLE,KICH LEAD CRYSTAL		4		145
701342	G-WARE LINEAR C-EXPENSION-5x10				1048
701349	O-GL-WARE L-C-EX=5x10 T,0-300C	152521	1246826	48401	460521
701391	OTH GLASS-WARE OF LEAD CRYSTAL	95	1124	219	4403
701590	OTH CLOCK/WATCH/NON-CORRETVE	158	870		1280
701690	OTH PAVING BLOCKS/SLABS/BRICKS	189	14379	2479	10622
701710	LAB HYG/PHAR GL-WARE W/N GRADU	8294	40314	7212	42213
701720	LAB HYG/PHAR GLASSWARE L/C=10K	762	2620	39	4704
701790	OTH LAB GLASSWARE ETC N.S.	9344	68434	5101	66545
701810	GLASS BEADS, S/PERAL/PRE-STON	30173	652511	55190	628327
701820	GLASS MICROSPHERRES=1MM DIA	11203	87236	4868	46765
701939	OTH WEBS,MATTRESSES,BOARD ETC	70942	574865	102266	551078
701940	WOVEN FABRICS OF ROVINGS	2313	15250	1914	7975
701951	OTH WOVEN FABRICS WIDTH=30 CM	108	5190	1461	6786
701952	OTH WOV FAB WID<30CM WT<250G/M	11	11		3271
701990	OTH ARTICLES OF GLASS FIBRES.	22132	368605	18549	203392
711299	OTH WASTE/SCRAP PRECIOUS METAL	2730	16958	42	61
711311	ARTICLE OF JEWELLERY OF SILVER		142		305
711319	ART OF JEWEL OF OTH PRE METAL	221	25239	4053	40677
711320	ART(JEWELRY)BASE MTL-CLD P-MTL		3		415
711411	ART OF SILVER WARES W/N PLATED				839
711419	ART OF PRE METALS W/N PLAT		995		353
711510	CATALYST INFORM WIRE/GRIL PLAT	12640	117631		82850
711590	OTH ART PREMET/MET CLAD P/MTL	8144	34898	5693	43015
711610	ART NATURAL/CULTURED PEARLS		86		7
711620	ART PRECIOUS/SEMI-PRE STONES		58	41	426
711711	CUFF-LINKS/STUDS-BASE METAL	888	8775	1674	9069
711719	OTH IMITATION JEWELLERY B/METL	55978	720778	38488	454921
711790	OTH IMITATION JEWEL B/METL,N.S	27255	226237	25713	299396
731829	OTH COACH SCREW,BOLTS,NUT I/S	20566	147098	19952	131191
731940	SAFETY PINS & OTHER PINS	665	24035	3459	33274
732090	OTHER,SPRING OF IRON AND STEEL	37190	220928	29758	284656
732111	COOKING APPLI&PLATE WARMER GAS	25789	233440	21424	185082
732112	COOK APPLI/PLAT WARMER LIQ FUL		21		543
732119	O-COKING APPLI INCL SOLID FUEL		40901	1355	35473
732181	OTH APPLI FOR GAS & OTH FUELS	745	7718	698	10184
732182	OTH APPLI FOR LIQUID FUEL	160	7684	44	9069
732189	OTH APPL INCL APPLI SOLID FUEL	108	1414	1575	3999
732290	OTH AIR HEATER&HOT AIR DUSTRBU	39148	72008	750	159270
732310	IRON/STEEL WOOL,POT SCROEL ETC	21531	193807	14972	191053
732391	OTH BUCKETS OF CAST IRON ENAMA		1567	456	2804
732392	OTH H-HOLD ART CAST\IRON ENAMA	597	3309	496	1763
732393	OTH DOMESTIC UTEMSILS STA-STEL	4302	43026	1885	46069
732394	OTH DOMESTIC UTENSIL IRON/STEL	17446	225359	12207	144870
732399	OTH H-HOLD ARTCL, PART THEREOF	30063	483658	41241	448102
732410	SINK&WASH BASIN STAINLESS STEL	3761	49097	4708	36531
732421	BATH TUBS CAST\IRON W/N ENAMEL	765	6511	1062	5663
732429	OTH BATH,SINK,W-BASIN ENA IRON	6809	79304	8202	79472

Contd.

10.11 Imports by Economic Categories (Detail)

(In Thousand Rupees)

Items		March, 2016	From July, 2015	March, 2015	From July, 2014
741539	OTH THREAD ARTICLES OF COPPER	208	55660	12907	73460
741810	TABLE,KITCH/OTH HOUSEHOLD ARTI		928		3618
741820	OTH SANITARY WARE,PARTS COPPER	130	4112		3257
741991	CAST,MOULDED,STAM,FORGED,COPPE	46	1000		1068
750720	TUBE OR PIPE FITTING NICKEL		25709	2759	7072
750810	CLOTH,GRIL NETING OF NICK WIRE				1138
761490	OTH STRAN WIR,ROP,CABL,PL ALUM	104709	2472572	140943	418733
761510	TABLE,KITCH,POT POLISHPAD ALUM	2615	49083	3942	49449
761520	SANITARY WARE&PATS OFALUMINIU	86	789	36	931
761610	NAILS,BOLT,NUT,SCREW ETC ALUMI	53	13783	960	7449
761691	CLOTH,GRIL,FENCING OF ALUM WIR	1884	11655	141	10880
780420	LEAD, POWDERS AND FLAKES		127		247
800300	TIN BAR, ROD, PROFILE AND WIRE	94	2194		135
810194	OTH UN-WROUGHT TUNGSTEN,BAR RD		200		173
810197	OTHER WASTE & SCRAP TUNGSTEN		181		
810295	OTH MOLYBEDNUM BAR,ROD,SINTER				1584
820900	PLATE STICK,TIPS TOOL CERMET	13403	81853	5320	61233
821000	HAND-OPERATE MECHANICAL APPL	2922	29885	1764	14135
821110	SETS OF ASSORTED ARTICLES	229	939	77	977
821191	TABLE KNIVES HAVING FIX BLADE.	376	14403	1657	15857
821192	OTH KNIVES HAVE FIXED BLADES.	1963	32568	2630	23477
821193	KNIVE OTH THAN FIXE BLADES.	35	2041	108	2045
821194	BLADES	530	11456	385	6197
821195	HANDLES OF BASE METAL	5	461	15	978
821210	RAZORS	85150	584731	67591	764373
821220	SAFETY RAZOR BLADES,	16247	301847	32982	200563
821290	OTHER PARTS	3131	22822	129	17332
821300	SCISSORS,TAILORS,SHEARS BLADE	901	23690	2068	27007
821410	PAPER KNIVES,LETTER OPENER,ETC	9723	129219	12408	103036
821420	MANICURE OR PEDICURE SETS.	776	29681	2231	34305
821490	OTH ARTICLES OF CUTLERY .	2826	53092	3523	29301
821510	SET OF ASORTED ARTICLE-PRECMTL	122	3348		363
821520	OTH SETS OF ASSORTED ARTICLE.	256	13985	1813	15979
821591	OTH ARTICLE,NOT INSETS,PLATED		3		36
821599	OTHER ARTICLES	2715	57762	2809	40990
830110	PADLOCKS	17674	725764	43178	450611
830120	LOCKS FOR MOTOR VEHICLES.	4957	74716	3694	34922
830130	LOCKS FOR FURNITURE	36727	457601	63976	536875
830140	OTHER LOCKS	36582	481556	44874	325861
830150	CLASPS AND FRAMES WITH CLASPS.	460	1069	51	1330
830160	PARTS OF LOCKS	4893	56647	3761	21386
830170	KEYS PRESENTED SEPARATELY	1280	14297	3056	12266
830210	HINGES	23234	298801	37064	243015
830220	CASTORS	11505	102358	4718	44891
830230	OTH MOUNTING,FITING MOT-VEHICL	1700	4885	1826	4104
830241	OTH MOUNTING,FITING BUILDING	12087	25958	2482	9607
830242	OTH MOUNTING,FITING FURNITURES	38450	418587	38627	346535
830249	OTH FITINGS OF BASE METAL N.S.	16954	259221	18542	143077
830250	HAT-RACKS,HAT-PEGS,BRACKET&FIX	2674	18243	1484	39108
830300	ARMOURED/REINFORCED SAF B-MTL.	2175	19354	365	25265
830400	FILING CARD-INDEX CABINET/TRAY	1558	6876	310	6941
830510	FITTING FOR LOOSE-LEAF BINDERS	318	7407	550	11502
830520	STAPLES IN STRIPS	4798	132506	8699	87654
830590	OTH, INCLUDING PARTS	2853	63380	2339	46747
830610	BELLS,GONGS ETC.ELECTRIC METAL	752	8168	1785	7630
830621	STATUETT OTH ORNAMENT BASE MTL		64		27
830629	OTH STATUETT OTH ORNAMENT	526	21023	1162	9813
830630	PHOTOGRAPH,PICTURE FRAME MIROR	232	2335	215	1536

Contd.

10.11 Imports by Economic Categories (Detail)

(In Thousand Rupees)

Items		March, 2016	From July, 2015	March, 2015	From July, 2014
830710	FLEXIBLE TUBING OF IRON/STEEL	1881	159131	2410	103736
830790	FLEXIBLE TUBING OF BASE METAL	99062	237695	10364	150482
830810	HOOKS, EYES AND EYELETS	7479	154782	17054	190296
830820	TUBULAR OR BIFURCATED RIVET	52591	300551	36754	370011
830890	OTH ARTICLES B/METAL INC/PARTS	41849	285265	28012	321527
830910	CROWN CORKS OF BASE METAL		31552	38	15249
830990	OTH;SCREW CAPS POURING STOPERS	54483	432936	58905	436895
831000	SIGN-NAME PLATE,ETC.BASE METAL	1453	8167	14933	69255
831110	COATED ELECTRODE OF BASE METAL	142934	873719	59875	619837
831120	CORED WIRE OF BASE METAL,	7380	47087	4269	30883
831130	COATED RODS&CORED WIRE,B/METAL	18567	118379	22627	106186
851290	PARTS OF THE HEADING NO.85.12	1162	17441	1364	272101
852290	OTH T/COM EQ/AC HD 85.19-85.21	8591	49147	7662	85473
852321	CARDS INCORPORTAING MAG STRIPE	20537	230853	12562	86171
852329	MAGNETIC DISCS	7047	29020	1697	39880
852341	OTHER OPTICAL MEDIA UNRECORDED	3369	86036	938	422357
852349	OTHER OPTICAL MEDIA	224297	3439996	17051	2787382
852351	SOLID STATE NON-VOLATILE STORA	18025	273263	16707	219272
852352	SMART CARDS SEMICONDUC MEDIA	180288	3136630	112455	2078301
852359	PROXIMITY CARDS AND TAGS	17112	144289	15406	203216
870990	PARTS,H-NO.87.09 OF WORK TRUCK	160	17352	699	3662
871499	OTHER,PARTS AND ACCESSORIES	21277	143209	16299	112534
880390	OTH PARTS OF H-88.01 OR 88.02	207126	3132007	447582	2525419
902000	OTH BREATHING APP & GAS MASK,	26937	172610	9201	109293
902110	ORTHOPAEDIC/FRACTURE APPLIANCE	2388	29383	2686	30826
902121	ARTIFICIAL TEETH	74	908	57	1103
902129	OTHER; DENTAL FITTINGS	198	18442	1048	17042
902131	ARTIFICAL JOINTS	40035	325909	29824	237823
902139	OTH ARTIFICAL PARTS OF BODY	153805	1508695	281003	1720088
902140	HEARING AIDS,EXCL PART/ACCESSO	5088	48451	17779	63273
902150	PACEMAKER STIMULAT HEART MUSCL	26490	288448	12017	201225
903300	PARTS& ACCE OF HEARING AIDS	20507	185085	16624	201321
910111	WRIST WATCH,ELE OPE,MECH DISPL	172	1836	103	3671
910119	O-W-WATCH ELECTRICALY OPERATED	2712	22165	58912	132601
910129	O-W-WATCH,W/N INCO.STOP WATCH	387	2714		824
910191	OTH. POCKET-WATCH ELE OPERATED		30		
910199	O-WATCHES INCL STOP WATCHES	851	4235	372	1505
910211	W-WATCH,MACH DISPL O/TH H-9101	3311	40203	1531	23722
910212	W-WATCH,OPTO ELECTRONIC DISPLY	21	110		
910219	O-W-WATCH W/N INCOR STOP WATCH	44607	167594	4844	123664
910221	W-WATCH,AUTO-WIND O/T H-9101	933	137628	2634	2654
910229	O-W-WATCH O/THAN H-9101	63999	1487241	34958	748019
910299	O-POCKET/STOP WATCH O/T H-9101	4425	40536	19724	78868
910310	CLOCK WATCH MOVE ELECT OPERATD		1137		
910390	OTH,CLOCKS WATCH MOV EX.91.04		482		2644
910400	INS PANEL CLOCK-AIR&SPACECRAFT		12		356
910511	ALARAM CLOCK,ELECTRICALLY OPE.	1111	9353	790	7948
910519	OTHER, ALARAM CLOCK	1920	9392	516	19355
910521	WALL CLOCK,ELECTRICALLY OPERAT	592	30699	937	10266
910529	OTHER WALL CLOCKS	2974	44841	2760	34613
910591	OTH,CLOCK ELECTRICALLY OPERATD	2132	4817	264	4825
910599	OTHER CLOCKS	445	5840	985	4867
910610	TIME-REGISTER,TIME RECORDERS	67	3094	37	7266
910690	OTH,TIME OR DAY RECORDING APPA	3197	33995	2746	20300
910700	TIME SWITCHES WITH CLOCK/WATCH	4017	99685	3851	74287
910811	WATCH MOVE ELEC.OPE MACH DISPL		154		1738
910812	WATCH OPTO-ELECTRONIC DISPLAY		129		21
910819	OTH,WATCH MOVE ELECT.OPERATED	94	557		1219

Contd.

10.11 Imports by Economic Categories (Detail)

(In Thousand Rupees)

Items		March, 2016	From July, 2015	March, 2015	From July, 2014
910890	OTH,WATCH MOVE COMPLETE ASSEMB	112	895		731
910910	ELE OPER.CLOCK MOVE COMP/ASSEM		111		270
910990	OTH CLOCK MOVEMENT COMP&ASSEMB	545	11569	556	8949
911011	COMP MOVE,UNASSEMBLED WATCH		8234	1296	5515
911012	INCOM MOVE,ASSEMBLED OF WATCH		14		
911019	ROUGH MOVEMENTS,OF WATCHES				61
911090	OTH,COMP MOVE WATCH/CLOCK UN-A	1105	2058	81	4149
911120	WATCH CASES BASE METAL,W/N G/S		323		
911180	OTHER;WATCH CASES	418	3996	563	3281
911190	PARTS OF WATCH CASES	350	14027	1348	24346
911220	CLOCK CASE&CASE OF SIMIL GOODS	504	2368	710	6699
911290	PART OF CLOCK CASE/SIMILR CASE	162	1372	1271	3473
911320	WATCH STRAPS,BAND OF BASE METL		569		370
911390	OTH,WATCH STRAPS,BANDS PART	794	5970	1153	7977
911430	DIALS	31	689	65	366
911490	OTH;CLOCKS OR WATCH PARTS,N.S.	481	12940	1012	12015
920110	UPRIGHT PIANOS		86		
920120	GRAND PIANOS			57	57
920190	OTH,HARPSICHORD KEYBOARD STRIN		1161	34	103
920210	OTH STRING PLAYED WITH A BOW	25	584		115
920290	OTH,STRING MUSICAL INSTRUMENTS	387	5045	1062	5228
920510	BRASS-WIND INSTRUMENTS		909		36
920590	OTH,WIND MISICAL INTRUMENTS,NS				53
920600	PERCUSSION MUSICAL INSTRUMENTS	351	865	64	622
920710	KEYBOARD INS,O/THN ACCORDIONS		30		686
920790	OTH,MUSICAL INSTRUMENTS	575	4987	271	2454
920810	MUSICAL BOXES	140	2034	229	2504
920890	OTH;MECHANICAL STRET ORGAN,INS	702	16492	1882	18182
920930	MUSICAL INSTRUMENT STRINGS		17		39
920991	OTH PARTS & ACCE FOR PIANOS.		60		
920992	PARTS&ACCE MUSICAL INS H-92.02	226	1809		428
920999	OTH;PARTS&ACCE(CARDS,DISCS)		534		144
930110	ARTILERY WEAPONS(GUNS/MORTAR)				2132
930120	GRENADE/ROCKET LAUNCHERS				56023
930190	OTHER MILITARY WAPONS	133	87893		781298
930200	REVOLVERS PISTOLS,O/TH93.3.04	7020	252452	71334	635295
930310	MUZZLE-LOADING FIREARMS		5397		
930320	OTH,SPORTING,HUNTING SHOTGUNS		9161	26038	76082
930330	OTH,SPORT,HUNTING,SHOTING RIFL		34023	1044	7584
930390	OTH;FIREARMS,DEVIC OPE FIR EXP		1160	360	30760
930400	OTH,ARMS OF HEADING NO.93.07	2087	23025	78	12242
930510	PARTS ACCE OF REVOLVERS,PISTOL		1558		845
930520	PARTS&ACC.SHOTGUNS/RIFL.H-9303		342	85	19611
930599	OTH PART&ACCE.ARTILERY H93.01		296		
930621	SHORTGUN CARTRIDGES	3734	81269	4347	49215
930629	OTH,PARTS OF SHORTGUNS CARTRIG		4146		
930630	OTH,CARTRIDG & PARTS THEREOF.	35	58919		139053
930690	OTH;AMMUNITION OF WAR & PARTS.				103
930700	SWORDS,CUTLASSES,BAYONETS,LANC		105		171
940110	SEATS OF A KIND USED,AIRCRAFT.		11533	4441	25997
940120	SEATS FOR MOTOR VEHICLES.	3835	34064	2075	16986
940130	SWIVEL SEATS VARIABLE HEIGHT.	8616	140354	18960	104215
940140	SEATS O/THN GARDEN SEATS,CAMP	182	18398	2797	11977
940151	SEATS OF CANE,OSIER,BAMBOO.		1182		2862
940159	OTH SEATS AND PARTS THEREOF	1168	4185	444	2477
940161	OT,SEATS UPHOLSTERED WOOD FRAM	7133	19542	1657	12433
940169	OTHER SEATS,WITH WOODEN FRAMES	7053	34978	981	12656
940171	OT-SEATS UPHOLSTERED METALFRAM	5193	81644	12234	53827

Contd.

10.11 Imports by Economic Categories (Detail)

(In Thousand Rupees)

Items		March, 2016	From July, 2015	March, 2015	From July, 2014
940179	OTHER SEATS;WITH METAL FRAMES	24056	184706	16277	121109
940180	OTHER SEATS WITH METSL FRAMES	12412	134941	20784	145036
940190	PART OF THE SEATS OF H-94.01.	149635	1213182	111384	1194909
940310	METAL FURNITURE USED IN OFFICE	1120	21823	5509	51593
940320	OTH,METAL FURNITURE O/THN OFFI	44847	265298	9672	112654
940330	WOODEN FURNITURE-OFFICE USE	5508	103693	4758	77404
940340	WOODEN FURNITURE-KITCHEN UES	7830	69617	6437	43799
940350	WOODEN FURNITURE FOR BEDROOMS	13515	252459	16994	205021
940360	OTHER WOODEN FURNITURE	10208	101317	11078	170229
940370	FURNITURE OF PLASTICS	203	48946	3935	52165
940381	FURNITURE OF OTHER MATERIAL		1648		301
940389	OTHER FURNITURE OF CANE, OSIER	23816	63409	4435	56764
940390	PARTS FURNITURE H -NO.94.03.	11148	70177	5863	50898
940410	MATTRESS SUPPORTS	4114	4408		4588
940421	MATTRESS CELLU RUBBER/PLSTIC		3682		1381
940429	MATTRESS OF OTHER MATERIALS		9965	2641	4624
940430	SLEEPING BAGS		5695		270
940490	OTH,ARTI BEDDING&SIMI FURNISH.	5132	55063	4592	40690
940510	CHANDELIERS & OTH ELE CEILING.	234163	2736115	125206	1292891
940520	ELECTRIC TABLES,DESK,BEDSIDE	7182	64111	6748	57485
940530	LIGHTING SETS CHRISTMASTREES	4077	288402	7018	123042
940540	OTH ELE LAMPS,LIGHTING FITTING	137044	1331645	97690	1280679
940550	NON-ELE LAMPS LIHTING FITTING.	642	5384	150	16356
940592	PARTS OF PLASTIC H-94.05,N.E.S	65	6783	471	3846
940600	PREFABRICATED BUILDINGS.	280473	1916248	246572	2013370
950300	TRICYCLES,SCOOTERS,PADAL CARS	301215	3228646	273785	2977504
950420	ARTI&ACCE, BILLIARDS ALL KIND	1053	19435	223	24026
950430	OTH GAMES OPERATED BY COIN	7482	73709	13901	62534
950440	PLAYING CARDS	1955	44428	4227	47726
950450	VIDEO GAMES CONSOLES&MACHINES		1868		745
950490	OTH;ARTICLES FOR FUNFAIR,TABLE	762	27696	927	35400
950510	ARTI FOR CHRISTMAS FESTIVITES.	177	13242	327	5216
950590	OTHER ENTERTAINMENT ARTICLES	21856	252737	14165	160281
950611	SNOW SKIS		53		
950612	SKI-FASTENINGS(SKI-BINDINGS)		107		20
950619	OTH;SNOW SKI EQUIPMENT.	360	8821	29	402
950629	OTH;WATER SKI,SURF BOARD W-SPO	1909	66153	3947	5144
950631	GOLF CLUBS COMPLE/OTH GOLF EQU		1434	362	955
950632	GOLF BALLS	102	3045	528	3812
950639	OTHER;GOLF EQUIPMENTS	365	7488	2070	6737
950640	ARTI,EQUIP FOR TABLE-TENNIS.	1317	9427	1421	7237
950651	LAWN-TENNIS RACKETS,W/N STRUNG	227	3559	135	3360
950659	OTH; BADMINTON,SIMILAR RACKET	8206	134182	12181	90617
950661	LAWN TENNIS BALLS	8114	90043	10788	115418
950662	INFLATABLE BALLS	1024	14330	2249	24228
950669	OTH BALL O/THN GOLF,T-TEN BALL	3361	36231	2647	31092
950670	ICE SKATES,ROLLER INCL SKABOOT	100	10307	519	4674
950691	EQUIP. FOR OTHER PHY EXERCISE	53126	671981	99278	672183
950699	OTHER;SPORTS GOODS N.E.S.	16001	159183	25819	215589
950710	FISHING RODS	2448	3446		580
950720	FISH -HOOKS,W/N SNELLED	59	3080	1713	4640
950730	FISHING REELS		296	22	163
950790	OTH LINE FISHING TACKLE NETS	201	3428	188	954
950810	TRAVELLING CIRCUSES/MENAGERIES		36633	200900	299793
950890	SWINGS,SHOOTING GALLERIES ETC.	5975	207863	13838	102609
960110	WORKED IVORY,ARTICLES OF IVORY				513
960190	OTH,ANIMAL CARVING MATERIL,ART	47	431		269
960200	WORKED VEGE,MINERAL MATERIAL	89954	3609391	2507207	6115379

Contd.

10.11 Imports by Economic Categories (Detail)

(In Thousand Rupees)

	Items	March, 2016	From July, 2015	March, 2015	From July, 2014
960310	BROOM,BRUSHE,CONS TWIN,VEG-MAT	558	14319	641	8120
960321	TOOTH BRUSHE,INCL DENT-PLA BRU	26414	363896	34212	378175
960329	OTH;SHAVING,HAIR,NAIL BRUSHES.	2164	54529	6153	54582
960330	ARTST,WRITING,SIMILAR BRUSHES	468	14738	990	16610
960340	PAINT,DISTEPER,VARNISH BRUSHES	4789	19559	3313	18792
960350	OTH BRUSHES CONSTI PART MACHIN	2695	36435	3570	32553
960390	OTH;HAND OPE MECHNICAL F-SWEPR	18736	261773	15389	232620
960400	HAND SIEVES AND HAND RIDDLES.		233		795
960500	TRAVEL SETS FOR PERSONALTOILE.		3393		978
960610	PRESS-FASTENERS,SNAP-FASTENER.	19115	167179	12383	146307
960621	BUTTON OF PLASTICS,NOT COVERED	35931	412931	25151	289824
960622	BUTON OF BASE METAL,COVER TXT	24508	191482	29895	265884
960629	OTHER BUTTONS	33246	304147	27371	643173
960630	BUTTON MOULD,PART,BUTTON BLANK		240		2676
960711	SLIDE FASTENER FIT CHAIN SCOP.	12011	216017	21489	281024
960719	OTHER;SLIDE FASTENERS	72293	803590	69720	1309731
960720	PARTS; SLIDE FASTENERS	6897	110169	8962	202493
960810	BALL POINT PENS	5914	122844	10725	123072
960820	FELT TIPPED.PORUS TIPPED PEN	29834	218263	4876	150468
960830	FOUNTAIN PEN,STYLOGRADH PEN	14612	55476	9271	67510
960840	PROPELLING OR SLIDING PENCILS	137	400		1218
960850	SETS OF ARTICLS FROM TWO FOR-H	69	5920	23	3857
960860	REFILLS FOR BALL POINT PEN.	24527	156643	14122	102840
960891	PEN NIBS AND NIB POINTS	50307	313746	29678	207933
960899	OTH;PEN,PENCILE,SIMILAR HOLDER	43169	237570	24839	209814
960910	PENCILS&CRAYON W-LEADS ENCASD.	117968	1066405	82206	931584
960920	PENCIL LEADS,BLACK OR COLOURED	12642	215303	29167	210660
960990	OTH;PENCIL,DRAWING CHARCOALS.	7507	83937	13122	88867
961000	SLATES&BOARDS,WRITNG/DRAWIN	1073	20885	1282	13422
961100	DATE,SEALING OR NUMBERING STAM	1184	10537	2511	12856
961210	TYPEWRITER OR SIMILAR RIBBONS	19238	102553	9042	89493
961220	INK-PADS	61	848	290	959
961310	POCKET LIGHTERS,GAS FUELLED	10311	153783	13347	74259
961320	POCKET LIGH,GAS FUELL,REFILLAB	3659	42036	1332	10058
961380	OTHER LIGHTERS	1406	16371	161	26953
961390	PARTS OF CIGARETTE LIGHTERS	24	237	32	573
961400	SMOKING PIPE&CIGAR OR CIG.HOLD	1716	8945	174	7585
961511	COMBS,HAIR-SLIDES,OF HARD RBER	1413	31543	1692	16790
961519	OTH;HAIRPINS,CURLING PINS,LIKE	3522	30553	1948	21669
961590	OTH;COMES HAIR-SLIDES,LIKE,PAR	16767	394720	26670	360747
961610	SCENT SPRAY SIMI TOILET SPRAY	9597	92888	5136	109140
961620	POWDER-PUFFS&PADS FOR APPLICA	507	12127	730	8629
961700	VACCUM FLASKS&OTH VACUM VESS	24267	529299	25439	446316
961800	TAILORS,DUMMIERS&OTH LAY FING.	4387	44126	2282	45984
970110	PAINTING,DRAWING,PASTELS.	230	1117	230	5601
970190	OTH COLLAGES&SIMI DECORATIVE	337	13195	998	8787
970200	ORIGINAL ENGRAVINGS,PRINTS.				157
970300	ORIGINAL SCULPTURES&STATUARY	106	3925		12132
970400	POSTAGE&REVENUE STAMPS,ST-POS	96	149		
970500	COLLECTIONS&COLLECTORS, PIECS.	3819	5058		309
990900	TRANSACTIONS LESS THAN RS.1000	2009	26185	1231	12794
991000	SAMPLES HAVING NO-COMMER VALUE	560556	5484224	88636	460846
	2. RAW MATERIAL TOTAL (A + B)	182388812	1677077818	189546113*	1926869121
	A. CONSUMER GOODS TOTAL	147998938	1375089635	159074307*	1643124470

Contd.

10.11 Imports by Economic Categories (Detail)

(In Thousand Rupees)

Items		March, 2016	From July, 2015	March, 2015	From July, 2014
50400	GUTS,BLADERS,STOMACH OF ANIMAL	1037	10129	1884	9671
50510	FEATHER,USED FOR STUFFING;DOWN		135		311
50590	OTH SKINS AND PARTS OF BIRDS	43199	228559	25993	173614
50610	OSSEIN,BONES TREATED WITH ACID		10343		24554
50690	OTH POWDER & WASTE OF BONES	262	16737	299	5955
50790	OTH TORTOISE-SHELL WHALEBONE	229	1869	16	2462
50800	CORAL&SIMILAR MATERIAL/POWDER	666	1357	400	2426
51000	AMBERGRIS,CASTOREUM CIVET,MUSK		398	242	658
51110	BOVINE SEMEN	2382	48725	18401	86373
51191	PRODUCTS OF FISH, CRUSTACEANS		1584		191
51199	OTH ANIMAL PRODUCTS NOT ELSWHE	43	434		392
60110	BULBS TUBERS,TUBEROU,ROOT,ETC	59	84420	1091	51037
60120	BULB TUBERS,ROOTS,CHICORY PLAN		708		
60210	UN-ROOTED CUTTING AND SLIPS	225	650	187	868
60220	TREES,SHRUBS,BUSHES,GRAFTED	990	1506		
60240	ROSES,GRAFTED OR NOT	141	202		
60290	OTHER LIVE PLANTS	34640	161460	16833	81161
60311	ROSES FRESH	1022	10083	663	4846
60313	ORCHIDS FRESH		166		13
60314	CHRYSANTHEMUMS FRESH	2909	32801	2178	28211
60315	LILIES FRESH		440	12	645
60319	OTH FRESH FLOWER,BUDS FOR BOUQ	807	8307	196	7915
60390	OTH FLOWERS & FLOWERS BUDS	1458	6257	728	2662
60490	O.PARTS OF PLANTS FOR BOUQUETS		23		
110812	MAIZE (CORN), STARCH	20504	161576	9919	47936
110813	POTATO, STARCH	30908	321323	25182	386063
110814	MANIOC (CASSAVA) STARCH	246	14356		37204
110819	OTHER STARCHES	5490	9091		2484
110820	INULIN	2482	14206		9640
110900	WHEAT GLUTEN,WHETHER/NOT DRIED	17413	111715	843	73506
120110	SOYA BEAN SEED	2579165	23425746	873719	1480446
120190	SOYA BEAN,W.OR-N-BROKEN/SHELED	62	174		103452
120230	GROUND-NUTS SEED				35
120241	OTH GROUND NUTS IN SHELL	60013	690699	8365	671570
120242	GROUND-NUTS SHELLED BROKEN/N-B	47508	1073277	38590	803671
120300	COPRA	65664	1381853	53092	1162791
120400	LINSEED,WHETHER OR NOT BROKEN		404		1396
120510	LOW ERUCIC ACID RAPE/COLZASEED	2579083	30449504	4517187	50711850
120590	OTHER RAPE/COLZA SEED			149321	224078
120600	SUNFLOWER SEED,WHETH/NOT BROKE	521652	1307835	45783	9896512
120721	SEEDS FOR CROP (COTTON SEEDS)		11		
120740	SESAMUM (SESAME) SEEDS	1615	1663		2148
120750	MUSTARD SEEDS		74722		51651
120760	SAFFLOWER SEEDS	345	4678	417	417
120770	MELON SEEDS	159	3661		7200
120791	POPPY SEEDS	43	43		255
120799	OTH,OIL SEED/OLEAGINOUS FRUITS	1535	50791	2490	99470
120810	FLOUR AND MEALS OF SOYA BEANS		2967		5076
120890	FLOUR/MEALS OF OTH OIL SEEDS	973	1723		125
120910	SUGAR BEET SEED USE FOR SOWING		53425		61720
120921	LUCERNE (ALFALFA) SEED	16228	650156	4084	176017
120922	CLOVER (TRIFOLIUM) SEED		2280661	16177	1728522
120925	REY GRASS SEED		80		2059
120929	OTHER SEEDS OF FORAGE PLANTS	471898	1224659	407607	842541
120930	SEED OF HERBACEOUS PLANTS	2912	8221	369	4539
120991	OTHER; VEGETABLE SEEDS	286581	3219977	121135	2247439
120999	OTH SEEDS OF FRUIT FOR SOWING	146484	1376194	53007	1082844
121190	OTH PLANTS AND PARTS OF PLANTS	58121	482610	41824	476003

Contd.

10.11 Imports by Economic Categories (Detail)

(In Thousand Rupees)

Items		March, 2016	From July, 2015	March, 2015	From July, 2014
121221	SEAWEDS/ALGAE FIT FOR HUMAN	388	2174	332	1583
130190	OTH;NATURAL GUM,RESIN & BALSAM	40194	288495	28646	237148
130212	SAP AND EXTRACTS OF LIQUORICE		17		367
130213	SAP AND EXTRACTS OF HOPS		113		
130219	OTH SAPS & EXTRACT OTH VEG SAP	42187	321150	29756	263410
130220	PECTIC SUBSTANCES,PECTINATES	21593	133847	5008	78466
130231	AGAR-AGAR		36165	5066	54123
130232	MUCILAGES&THICKENERS,LOC SEED	11155	125057	16412	80836
130239	OTHER MUCILAGES AND THICKENERS	66951	324444	40957	241506
140110	BAMBOOS	9122	32639	8330	36135
140120	RATTANS	6503	62548	4446	52160
140190	OTH VEG MATERIAL USED PLAITING		202		
140490	TENDU LEAVES(BIDI LEAVES)	273461	2237985	248926	2052679
150190	POULTRY FAT OTH THAN H-02.09	1879	9499	1836	14247
150210	TALLOW (OTHER THAN OF H-15.03)	140104	862657	142957	1654939
150410	FISH-LIVER OILS THEIR FRACTION	923	1964		3795
150420	FATS OILS THEIR FRACT OF FISH		1775		
150430	FATS & OILS & THEIR FRACTIONS	2	2		
150500	WOOL GREASE,CRUDE,FETTY SUBS	3758	44271	3834	51956
150600	OTH ANIMAL FATS AND OILS/FRACT		1150		5223
150710	SOYABEAN OIL & ITS FRACT CRUDE	1254422	15632937		3509790
150790	OTH SOYABEAN OIL & IT FRACTION	4147	92944	7457	250972
150890	OTH GROUND NUT OIL & ITS FRACT	135	7516		3972
150910	OLIVE OIL & ITS FRACT (VIRGIN)	31884	140957	14742	93307
150990	OTH OLIVE OIL & ITS FRACTIONS	53325	488050	37957	415934
151000	OTH OIL/FR,INCL BLENDS OF OIL	6497	6863		2031
151110	PALM OIL & ITS FRACTIONS CRUDE	444024	4572163	510857	5689410
151190	OTH PALM OIL & ITS FRACTIONS	15798215	124621949	13238234	129894653
151219	OTH SUNFLOWER SEE&SAFLOWER OIL	1337	22148	2215	39154
151229	OTH COTTON SEED OIL & IT FRACT		36		
151311	COCONUT OIL,ITS FRACTION CRUDE	43	34520		80417
151319	OTH COCONUT OIL,ITS FRACTIONS	48915	589662	51522	470906
151329	OTH PALM KERNEL/BABASSU OIL	143837	738622	122512	801847
151419	OTH COLZA/MUSTER OIL,FRA/CRUDE	452	1165		60
151499	OTH RAPE SEED OIL ITS FRACTION		728		2149
151519	OTH LINSEED OIL & ITS FRACTION	397	1124		341
151529	OTH MAIZE OIL & ITS FRACTIONS	888	53190	4557	29499
151530	CASTOR OIL AND ITS FRACTIONS	15912	54400	634	4908
151550	SESAME OIL & ITS FRACTIONS	314	2969	64	1936
151590	OTH FIXED VEGETABLE OILS/FRACT	4012	17432	5264	18382
151620	VEG FATS/OILS AND ITS FRACTION	89071	1349227	123565	1417804
151710	MARGARINE,EXCL LIQUID MARGARIN	19702	170690	10022	102555
151790	OTH MARGARIN,EDIB MIX/PREP ETC	83236	873651	92869	899435
151800	ANIMAL/VEG FAT/OILOXIDISE ETC	12486	130390	13386	181854
152000	GLYSEROL,CRUDE WATER & LYES	384	2058	6250	19150
152110	VEG WAX WHETHER OR NOT REFINED	465	38448	4850	17121
152190	OTH BEES WAXES,OTH INSECT WAX	4931	39831		34504
152200	DEGRAS,RESIDUES ANIM/VEG WAXES	162	15163	3439	20143
160100	SAUSE,PROD MEAT-FOOD PREP OFFL	856	6658	268	4751
220710	UNDENATURE ETHYL ALCOHOL O/SPR		531		
220720	ETHYL ALCOHOL/OTH SPIRITS DEN				524
240120	TOBACO-WHOLY/PARTLY STE/STRIP	117084	979522	3867	1031741
240130	TOBACCO REFUSE	4811	26493		1471
251010	AAT,C/PHOS,ALUM/C/PHOS&PH/CUG	378257	5513109		1969161
251020	AAT,C/PHOS,ALUM/C/PHOS&PH/CGD		2076		
270810	PITCH	2742	20506		2495
270820	PITCH COKE		1267		
270900	PETROLEUM OILS FROM BITUMINOUS	13459009	190369270	21504783	324212267

Contd.

10.11 Imports by Economic Categories (Detail)

(In Thousand Rupees)

Items		March, 2016	From July, 2015	March, 2015	From July, 2014
271019	KEROSENE,INCL KER.TY. JET FUEL	19363412	204414949	31607309	394697995
271020	PETROLEUM OILS(OTH THAN CRUDE)		11		4480
271091	WASTE OIL (PCBs),(PCTS),(PBBS)		2039		6
271099	OTH WASTE OILS	1311	30659		4818
271111	NATURAL GAS,LIQUIFIED	6123060	37663191	2855621	2855621
271112	PROPANE, LIQUIFIED	9327	26971	129	19332
271113	BUTANES, LIQUIFIED		5		376
271114	ETHYLENE,PROPYLENE,BUTYLENE		209		54758
271119	OTH GAS HYDROCARBONS LIQUIFIED	1911997	13678121	1102649	7937667
271121	NATURAL GAS,IN GASEOUS STATE			122	616
271290	OTH PETROLEUM WAX ETC	14991	161562	80916	463832
271311	PETROLEUM COKE;NOT CALCINED	1704	492761	6818	220482
271312	PETROLEUM COKE; CALCINED	4933	38375	3353	29952
271320	PETROLEUM BITUMEN	453918	3516495	197929	903020
271490	OTH BITUMEN & ASPHALT NATURAL.	2909	26003	3134	14374
290110	SATURATED ACYCLIC HYDROCARBONS	559	11954	8942	38165
290121	UNSATURATED ETHYLENE.	1482827	6372702	695196	8039380
290123	UNSATURAT BUTENE/ISOMER THROF		13		
290129	OTH UNSATURATE ACYLIC HYDCARBN	2281	6712		6290
290211	CYCLOHEXANE		94	27	8761
290219	OTH CYCLANES/CYCLOTERPENES	23042	229058	24370	175703
290220	BENZENE, PURE		5		76
290230	TOLUENE, PURE	72226	510302	61438	581188
290241	O-XYLENE	166816	1090308	139595	1379604
290242	M-XYLENE		3415	18906	19014
290243	P-XYLENE	1770647	18785311	2293648	27082581
290244	MIXED XYLENE ISOMERS	8730	125831	3137	45441
290250	STYRENE	450097	4106911	615395	4852647
290290	OTH CYCLEC HYDROCARBONS		106839	10818	182336
290311	CHLOROMETHANE,& CHLOROETHANE		3621		613
290312	DICHLOROMETHANE(METHYLEN CHLRD	42405	368592	19200	256960
290313	CHOLOROFORM(TRICHLOROMETHANE)	42043	298424	4352	142617
290315	ETHYLENE DICHLORIDE(1,2-DI CH)	14	1143960	172835	1421512
290319	OTH SATAR DERIV ACYCL HYDCARBN	5810	38442		45189
290322	UNSATURATED TRICHLOROETHYLENE	9562	140006	12529	216162
290323	UNSATURATE TETRACHLOROETYLENE	4576	79170		73949
290329	OTH UNSATUR DERIV ACYCL H'CARB		13		
290339	OTH FLUORINATED,BRO DERIVATIES	87577	569494	117416	589444
290371	CHLORODIFLUOROMETHANE		48240		55193
290372	DICHLOROTRIFLUOROETHANS		2189		
290373	DICHLOROFLUOROETHANES		7689		10467
290377	PENTACHLOROFLUORO METHANE		14704	202	10649
290379	OTH CHLORODIFLUOROMETHANE		368133	8543	446251
290389	OTH HELOGEN DERIV CYCLANIC ETC		41		
290391	CHLOROBENZENE,O-DI/P-DI CHLORO		9723		7169
290399	OTH HALOGENATED DERIV H.CARBON	5104	19367	1547	40291
290410	DERIV SULPHO GRP IT SALT/EYHYL	1575	72146	10379	66596
290420	DERIVAT ONLY NITRO/NITRO GROUP		17619		27210
290490	OTH,SUPHO,NITRAT NITROS H'CARB	5134	29142	8400	34451
290511	SATURAT METHANOL(METHYL ALCHL)	234008	2483146	404212	2763767
290512	PROPYL/ISOPROPYL ALCOHOL	95411	945081	139518	1072306
290513	SATUR BUTAN-I-01(N-BUTYLALVHL	15377	93951	4403	53984
290514	OTHER SATURATED BUTANOLS	25782	194999	16735	117134
290516	SATUR OCTANOL/ISOMERS THEREOF	348567	2324801	488612	2614155
290517	DODECAN-1-O1HEXADECAN/OCTADEC	4923	58892	3338	43063
290519	SATUR MONOHYDRIC ALCOHOLS	147	14957	514	30462
290522	UNSATUR ACYCLIC TERPENE ALCOHL	2532	87596	3644	47765
290529	OTH UNSATUR MONOHYDRIC ALCOHOL	58	8089	469	5128

Contd.

10.11 Imports by Economic Categories (Detail)

(In Thousand Rupees)

Items		March, 2016	From July, 2015	March, 2015	From July, 2014
290531	ETHYLENE GLYCOL(ETHANEDIOL)MEG	2042976	14912134	2036829	16043637
290532	PROPYLEN GLYCOL(PROPAN-1,2-DIO	72188	789875	127233	954362
290539	OTHER, DIOLS	11191	81720	2249	31699
290541	2-ETHYL-2(HYDROXYMETHLY-PROPAN	201	13555		15570
290542	PENTAERYTHRITOL	63726	467707	54819	378416
290543	MANNITOL	7784	87387	9046	86709
290544	D-GLUCITOL (SORBITOL)	3608	22376	2559	24437
290545	GLYCEROL	44700	382724	73374	567804
290549	OTHER,POLUHYDRIC ALCOHOLS	2573	11276	590	20366
290559	OTHER HALOGENATED, SULPHONATED	906	11690	691	9403
290611	MENTHOL	11090	228608	40724	268255
290612	CYCLOEXANOL,METHYL/DIMETHYL	1055	4260		2812
290613	STEROLS AND INOSITOLS	724	11152	2604	15933
290619	OTH,CYCLANIC,CYCLENIC CYCLOTER	5089	99345	3901	63644
290621	BENZYL ALCOHOL	6814	45331	4681	51210
290629	OTH,AROMATIC CYCLIC ALCH HALOG	3541	42132	2192	26859
290711	PHENOL(HYDROXYBENZENE)IT SALT	52274	358169	47534	355323
290712	CRESOLS AND THEIR SALTS	65	7185	2359	4334
290713	OCTYLPHENOL,NONYLPHENOL/ISOMER		296		2256
290715	NAPTHOLS & THEIR SALTS		9920	141	6953
290719	OTHER MONOPHENOLS	833	22433	1158	13506
290721	RESORCINAL AND ITS SALTS	2040	21423	2429	12502
290722	HYDROQUINONE (QUINOL)ITS SALT	156	20413	3500	17254
290723	4,4-ISOPROPYLDENEDIPHENOL/SALT	2336	43864	5451	61712
290729	OTHER, POLYPHENOLS	12649	84963	13885	81246
290819	OTH DERI CON ONL HALOGEN SUBST	162	10869	524	8790
290891	DINOSEB (ISO)AND ITS SALTS				81
291511	FORMIC ACID	21371	277193	17114	199861
291512	SALTS OF FORMIC ACID	13853	262133	28202	358801
291513	ESTERS OF FORMIC ACID	1750	8409		1265
291521	ACETIC ACID	74849	1558420	195051	1852989
291524	ACETIC ANHYDRIDE		38		
291529	OTH,ACETIC ACIDE & ITS SALTS	10985	58072	3440	51866
291531	ETHYL ACETATE	7474	41969	6263	56463
291532	VINYL ACETATE	140574	1258759	125139	1546473
291533	N-BUTYL ACETATE	1636	8952	196	2527
291536	DINOSEB (ISO) ACETATE				697
291539	OTHER,ESTERS OF ACETIC ACID	91781	756546	80501	1019235
291540	MONO/DI/TRICHLOROACETIC ACID-S		3617	23	4056
291550	PROPIONIC ACID,ITS SALT/ESTERS	2016	52694	3294	61806
291560	BUTYRIC/VALERIC ACID/SALT/ESTR	36043	215657	27685	180609
291570	STEARIC ACID	8617	139201	8911	118967
291590	OTH SAT ACYCLIC MONOCARBOXYLIC	62781	816206	57980	676659
291611	UNSATU ACRYLIC ACID/ITS SALTS	7034	125089	13305	128802
291612	UNSATURATE ESTER ACRYLIC ACID	129283	1136956	91996	1339229
291613	UNSATU METHACRYLIC ACID/SALTS	956	12563	1073	12961
291614	UNSATU ESTER,METHARYLIC ACID	70234	579646	97712	435768
291615	OLEIC,LINOLEIC/LINOLENIC ACID	1110	10839		9692
291619	OTH UNSAT ACYLIC M/CARBOX ACID	10708	90073	9539	86832
291620	CYC-LANIC,LENIC LOTEPHENI ACID	16088	107019	7593	86377
291631	BENZOIC ACID,ITS SALTS/ESTERS	8159	149842	29410	186070
291632	BENZOYL PEROXIDE/BENZYL CHLRID	3800	19773	3367	16834
291634	PHENYLACETIC ACID & ITS SALTS		697	20	1178
291639	OTH,ARMATIC MONOCARBOXYIC ACID	71946	1081591	68571	550297
291711	OXALIC ACID/ITS SALTS/ESTERS	9767	140299	7636	98783
291712	ADIPIC ACID,ITS SALTS/ESTERS	43764	362657	57866	284770
291713	AZELAIC/SEBACIC ACID/SALT/ESTR	8059	30028	2609	20906
291714	MALEIC ANHYDRIDE	16961	117487	31510	149863

Contd.

10.11 Imports by Economic Categories (Detail)

(In Thousand Rupees)

Items		March, 2016	From July, 2015	March, 2015	From July, 2014
291719	OTH ACYCLIC POLYCARBOXYL ACID	20617	89293	3305	38567
291720	CYC-LANIC,LENIC LOTERPENC ACID	4057	17052	1001	8317
291732	DIOCTYL ORTHOPHTHALATES	1101	6480	37016	40133
291733	DINONY/DIDECYL ORTHOPHALATES		4141		3416
291734	OTH ESTERS ORTHOPHTHALIC ACID	10356	123609	16309	137872
291735	PHTHALIC ANHYDRIDE	37640	439463	7129	380085
291736	TERPHTHALIC ACID AND ITS SALTS	123350	2067990	64439	1440074
291737	DIMETHYL TEREPTHALATE				3
291739	OTH POLYCARBOXYLIC ACIDS/DERIV	24829	220154	39167	453691
291811	LACTIC ACID,ITS SALTS/ESTERS	15212	116985	14152	97487
291812	TARTARIC ACID	7309	50252	32	46743
291813	SALT & ESTER OF TARTARIC ACID		3759		810
291814	CITRIC ACID	156416	1175898	209559	1021603
291815	SALTS & ESTER OF CITRIC ACID	33967	213155	22422	190004
291816	GLUCONIC ACID,SALTS & ESTERS	91182	538714	39002	442861
291818	CHLOROBENZILATE (ISO)			2332	2360
291819	OTH CARBOXYLIC ACID W/ALCOHOL	7328	86251	33449	91899
291821	SALICYLIC ACID AND ITS SALTS	4113	22882	3529	16243
291822	O-ACETYLSALIC ACID/SALT/ESTER	21479	113366	11655	105782
291823	OTH ESTER,SALICYLIC ACID/SALTS	1442	15789	84	7305
291829	OTH CARBOXYLIC ACID+PHENOL FUN	47326	195188	10122	87083
291830	CARBOXYLIC ACID+ALDEHYDE/KETON	9910	57351	4116	84048
291891	2,4,5-T(ISO)(2,4,5-TRICHLOROPH		9974		9161
292990	OTH COMP WITH OTH NITROGN FUNC	27210	192678	15414	186894
293020	THIOCARBAMATE/DITHIOCARBAMATES	3547	364628	2486	1191330
293030	THIURAM MONO-,DI-,TETRASULPHID	1759	1759		38111
293040	METHIONINE	350047	4711829	452894	3020696
293090	OTHER ORGANO-SULPHUR COMPOUNDS	385717	990690	64763	710427
293110	TETRAMETHYL LEAD&T-ETHYL LEAD	3654	25518	1505	21786
293120	TRIBUTYLTIN COMPOUNDS	93	1442		
293190	OTH O-ALKYL&(O-2-(DIALKYL,COMP	65063	681856	44258	614292
293211	TETRAHYDROFURAN		6589		2828
293212	2-FURALDEHYDE (FURFURALDEHYDE)		34494		
293213	FURFURYL ALCOH/TETRAHYDRFURFYL		426		105
293219	OTH COMP UNFUSED FURAN RING	6821	51245	3846	54195
293220	LACTONES	9408	148544	23848	149526
293299	OTH HETEROCYCLIC COMP W/OXYGEN	232564	1174106	130005	1133419
293311	PHENAZONE & ITS DERIVATIVE	475	14761	4633	24879
293319	OTH COMP UNFUSE PYRAZOLE RING	19270	118198	11474	60358
293321	HYDANTOIN AND ITS DERIVATIVES	2995	19747	4162	14110
293329	OTH COMP UNFUSE IMIDAZOLE RING	112062	1057766	91370	987356
293331	PYRIDINE AND ITS SALTS		4181	384	4650
293332	PIPERIDINE AND ITS SALTS			509	509
293333	ALFENTANIAL(INN)(ANILERIDINE)	10865	180860		277653
293339	OTH COMP UNFUSE PYRIDINE RING	297757	2364947	249331	2316374
293349	OTH COMP QUINOLIN/ISO-QUINOLIN	170129	1345556	131232	1475716
293353	ALLOBARBITAL(INN)(AMBARBITAL)		3755		4461
293354	OTH DERIVATIVES OF MALONYLUREA		738		
293359	OTH COMP PYRIMIDINE/PIPER RING	309848	2241024	284956	1912430
293361	MALAMINE	52321	414219	54555	375027
293369	OTH COMP UNFUSE TRIAZINE RING	97014	492799	86610	609140
293371	6-HEXANELACTAM(EPSILON-CAPROL)	845	5077	463	3985
293379	OTHER LACTAMS	15587	407303	54583	488841
293391	ALPRAZOLAM(INN) CAMAZEPAM(INN)	3890	63309		54567
293399	OTHER HETROCYCLIC COPMOUNDS	205409	1615925	135049	1764574
293410	COMP UNFUSE THIAZOLE RING	41908	264424	24714	229587
293420	COMP BENZOTHIAZOLE RING SYSTEM	6725	47532	4086	79618
293430	COMP PHENOTHIAZINE RING SYSTEM	16625	37523	1819	29274

Contd.

10.11 Imports by Economic Categories (Detail)

(In Thousand Rupees)

Items		March, 2016	From July, 2015	March, 2015	From July, 2014
293491	AMINOREX(INN),BORTIZOLAM(INN)		340	3398	17070
293499	OTHER NUECLEIC ACIDS&SALTS	838112	5109522	368533	4191254
293999	OTH VEGETABLE ALKALOIDS NATURL	76714	320187	27055	240925
294190	OTHER ANTIBIOTICS.	754800	5362015	599979	5137945
310100	ANIMAL/VEG FERTILIZER/PRODUCTS		66682		48900
310210	UREA,WHET OR NOT AQUEOUS SOLUT	4293	1586544	2736106	17538666
310221	AMMONIUM SULPHATE	43993	730292	63209	523468
310229	MIX AMMONIUM SULPHATE/NITRATE	65945	125182	279	170839
310230	AMMONIUM NITRAT,WHET/NOT AQUES	24315	182741	13955	233253
310240	MIXT,AMMONIUM NITRAT/CALC CARB		702		143
310250	SODIUM NITRATE	998	71047	3320	91162
310260	MIXT,CALCIUM/AMMONIUM NITRATE		1088		2840
310280	MIXT UREA/AMMONIUM NITRAT SOLU		6445929		7321525
310290	OTH,MIN/CHEM NETROG FERTILZER		38284	11714	56064
310310	SUPER-PHOSPHATES		294340		75429
310390	OTH,MIN/CHEM FERTILIZE PHOSPHT		6819		35
310420	POTASSIUM CHLORIDE	50841	468392	1528	554932
310430	POTASSIUM SULPHATE	98184	1316271	150495	801730
310490	OTH,MIN/CHEM FERTILIZE POTASIC	132986	730973	214672	1489257
310510	MIN/CHEM FERTILIZER >10KG	1837	6083	1559	14521
310520	MIN/CHEM FERTZ ELEM NIT/PHO/PT	36708	284288	17563	190382
310530	DIAMMONIUM HYDROG ORTHO-PHOSPH	1305777	53165117	53074	43308308
310540	AMMONIUM DIHYDROGEN ORTHO-PHOS	1474	22541	1915	30141
310551	CHEM FERTZ CON NITRAT/PHOS	1593	173946		6712
310559	OTH MIN/CHEM FERTZ NITRAT/PHOS		914069	790	541274
310560	MIN/CHEM FERTZ ELEM PHOS/POTAS	1598	2919		7449
310590	OTH MINER/CHEMICAL FERTILIZER	2399	105864	30673	206307
320110	QUEBRACHO EXTRACT	3305	39111	5509	74776
320120	WATTLE EXTRACT	24096	260842	49386	344157
320190	OTH TANNING/EXTRACT VEG/GAMBER	52078	366944	36263	351432
320210	SYN ORGANIC TANNING SUBSTANCE	123313	1182030	151114	1298514
320290	OTH,INORGANIC TANING SUBSTANCE	45165	739555	66078	887586
320300	COLOUR MATTER,VEG/ANIMAL	2055	44431	9574	45701
320411	DISPERSE DYES/PREP BASE THEROF	158709	2179983	184737	1643657
320412	ACID DYES PREMETALISE/PREP/DYE	105968	1016462	162880	1301295
320413	BASIC DYES/PREP BASE THEREON	66258	679333	88713	648946
320414	DIRECT DYES/PREP BASE THEREON	46836	298920	48859	325602
320415	VAT DYES INCL PIGMENT/PREPARAT	338821	2730035	241647	2202787
320416	REACTIVE DYES PREP BASE THREON	772077	6038433	942775	6470702
320417	PIGMENT PREP BASE THEREON	263694	2193539	144343	1836223
320419	OTH SYN ORGN COLOURING MATTER	111965	1201562	124528	1019004
320420	SYN ORGN PROD USE FLUORESCENT	42659	507695	52116	498527
320490	OTH,SYN ORGN COLOURING MATTER	8814	54175	3722	46345
320500	COLOUR LAKES,PREP AS SPECIFIED	27758	204479	15485	149469
320611	PIGMENT PREP TITANIUM DIOXIDE	561906	4023431	456732	4029870
320619	OTH,PIGMENT/PREP TITANIUM DIOX	6675	79646	3552	76949
320620	PIGMENT/PREP,CHROMIUM COMPOUND	12075	132676	19254	92196
320641	ULTRAMARINE/PEP BASE THEREON	3897	33465	5616	29765
320642	LITHOPONE/OTH PIGMENT/ZINC SUL	5006	27587	3872	21978
320649	OTH,COLOURING MATTER PREPARATN	38627	487330	11617	395885
320650	INORGANIC PRO USE LUMINOPHORES	489	3058	238	2367
320710	PREP PIGMENT/OPACIFIER/COLOURS	3810	118594	14528	160320
320720	VITRIFIABLE ENAMEL/GLAZE/ENGOB	7	61452	7090	52039
320730	LIQUID LUSTER/SIMILAR PREPARAT		11150	1075	14048
320740	GLASS FRIT/POWDER GRANULE/FLAK	95087	665391	32482	712287
320810	PAINT/VARNISH BASE ON POLYSTER	37256	228129	9142	144117
320820	PAINT/VARNISH,ACRY/VINYL POLYM	25730	388127	43861	292038
320890	OTH PAINT BASED ON POLYAMIDES	183451	1360552	123547	1091277

Contd.

10.11 Imports by Economic Categories (Detail)

(In Thousand Rupees)

Items		March, 2016	From July, 2015	March, 2015	From July, 2014
320910	PAINT/VARNISH ACRY/VINYL POLYM	16014	98009	7653	67854
320990	PAINT/VARNISH,SYN POLYMER/AQS	15881	138478	34009	159957
321000	OTH PAINT & VARNISH FOR LEATHE	16022	124844	13143	154845
321100	PREPARED DRIERS.	18000	123861	7028	118063
321210	STAMPING FOILS	4320	166876	17947	221055
321290	OTH,PIGMENT DISPERSE NON AQUOS	27018	186855	20116	152400
321310	COLOURS IN SETS	3892	41444	4495	35182
321390	OTH COLOUR ARTIST/PAINTERS	314	2167	109	7576
321410	GLAZIERS/GRAFTING PUTTY,RESIN	51624	275855	34507	246888
321490	NON-REFRACTORY SURFACING PREP	41032	353426	38968	236538
321511	ROLLING COATING PRINT INK BLK	50042	359787	38761	309713
340290	OTH ORG SURFAC ACT,WASH/CLEAN	181493	1523089	84564	1300851
340311	PREP TEXTILE/LEATHER/OIL MATRL	30410	348896	29269	339753
340319	LUBRICAT PREP CONT PET/MIN OIL	142468	1084726	160187	955833
340391	OTH,PREP TEXT/LEATHER/FURSK ML	124988	1339730	154826	1428711
340399	OTH LUBRICAT PREP OIL/GREASE	68054	608138	64973	435432
340420	ART/PREP WAXES,POLYETHEL GLYCL	18601	171308	7361	172520
340600	CANDLES,TAPERS AND THE LIKE	3910	72006	10848	74428
340700	MODELING PASTE ETC RETAIL SALE	8104	68695	2790	43614
350110	CASEIN	2445	18465	5064	44720
350219	OTHER EGG ALBUMIN	5	5		
350220	MILK ALBUMIN,INCL WHEY PROTEIN		5340	251	251
350290	OTH ALBUMIN O/T EGG ALBUMIN	51	305		22
350300	GELATIN&GELATIN DERIVATIVE	2842	65662	12409	87557
350400	PEPTONEDERV,PROTEIN SUBSTANCE	5686	51138	14616	58157
350510	DEXTRIN,OTH MODIFIED STARCHES	32942	400162	53037	408379
350520	GLUES	718	35690	5432	90488
350610	PROD SUITABLE USE GLUE/ADHESIV	12863	189125	22669	172251
350691	ADHESIVE/RUBBER/PLASTIC/RESIN	120650	1185445	99669	978006
350699	OTH PREP GLUE/ADHESIVE	22932	140508	7032	93514
350710	RENNET AND CONCENTRATE THEREOF	4354	10365	103	4302
360690	OTH FERRO CERIUM/OTH PYROPHORC		22		3336
370110	X-RAY FILM,PLATE IN FLAT UNEXP	197750	1107771	55671	800992
370120	INSTANT PRINT FILM UNEXPOSED		5313		163
370130	OTH UNEXPOSED PLATE>255MM	74534	593964	56930	451619
370191	O.PL/FILM-COLOUR PHOTOGRAPHY		31		92
370199	OTH PHOTOGRAP/PLAT/FILM/UNEXPS		1208	96	6400
370210	PHOT-FILM ROLL UNEXPOSE,X-RAY		1581	326	413
370231	OTH PHOT/FILM ROLL<105MM		1		401
370239	OTH PHOT FILM ROLL ST/UNEXPOSE		5362	2543	4700
370242	PHOT FILM W>610MM,L>200M,B/W		321		
370243	PHOT FILM W>610MM,L<200M	35	58321	2968	59378
370244	PHOT FILMW>105MM BUT<610MM	24327	273229	28024	346566
370298	PHOT FILM ROLL W-NOT.EXC-35MM		187		
370310	PHOT PAPER/BOARD/TEXT W>610MM		1309		3257
370320	PHOT PAPER/BOARD/TEXT UNEX/COL	41	43447		45599
370390	OTH PHOT PAPER/BOARD TEXT UNEX	6707	100502	5507	92563
370400	PHOT PLAT/FILM PAPER/BOARD EXP		1480		3120
370510	PHOT PLAT/FILM FOR OFFSET REP		286		
370590	OTH PHOT PLAT/FILM	323	603		377
370610	CINEMAGRAPHIC FILM EXPO/DEVEL		311		4095
370690	OTH CINEMA FILM EXPOSE DEVELOP	559	5223	510	5410
370710	SENSITISING EMULSIONS	24220	90730	11770	72996
370790	OTH CHEM PREP,PHOTOGRAPHIC USE	22998	187657	631552	764456
380110	ARTIFICIAL GRAPHITE	36	24097	945	31979
380120	COLOIDAL/SEMI COLOIDL GRAPHITE		864	715	4822
380130	CARBONEOUS PASTE ELECTRODE	630	3633	581	6198
380190	OTH,PREP GRAPHITE O/T CARBON	4094	24081	5316	14410

Contd.

10.11 Imports by Economic Categories (Detail)

(In Thousand Rupees)

Items		March, 2016	From July, 2015	March, 2015	From July, 2014
380210	ACTIVATED CARBON	13906	161500	17268	132417
380290	OTH ACT CARBON/NAT MINER PROD	4896	98221	12089	75322
380300	TALL OIL WHETHER/NOT REFINED		135		970
380400	RESIDUAL LYE FROM WOOD PULP NS	34185	226541	24612	130173
380510	GUM,WOOD,SULPHAT TURPENTIN OIL		9068		885
380590	OTH TERPENIC OIL CONIFER WOOD	7808	261821	5214	66667
380610	ROSIN AND ROSIN ACIDS	26366	678609	83222	755862
380620	SALT OF ROSIN/RESIN ACIDS DERV	12152	86271		65026
380630	ESTERS GUMS	6893	76721	4340	80591
380690	OTH,ROSIN,SPIRIT,OIL,RUN GUMS	746	39507	4712	62087
380850	INSECTICIDE/RODENTICIDE/ETC		8637		1252
380891	OTHER INSECTICIDES	609282	4735455	575074	3498767
380892	FUNGICIDES	314792	2203624	146606	2183832
380893	HERBICID,ANTISPROUTING PRODUCT	251031	4751607	201493	4104879
380894	DISINFECTANTS	55990	260927	11257	204959
380899	PLANT-GROWTH REGULATORS R.O-71	40190	128471	8777	70711
380910	FINISHING AGENT AMYLACOUS SUBS			54	4927
380991	OTH FINISHING AGENT ETC TX ETC	324882	2345203	234064	2082427
380992	OTH FINISHING AGENT DYE CARIER	24809	246181	20685	184850
380993	OTH FINISHING AGENT DYE CARIER	67260	615549	72354	733331
381010	PICKLING PREP METAL SURFACE	43524	246356	20940	253806
381090	OTH PREP FOR METAL SURFACE	10309	462204	18812	303357
381119	OTHER,ANTI-KNOCK PREPARATIONS	8669	24104	460	16262
381121	ADD LUBRICATE,PET OIL BIT MINE	571479	3771839	341938	3532944
381129	OTH ADDITIVE LUBRICATING OIL	135672	763897	97626	1192175
381190	OTH PREP ADDITIVE FOR LIQU USE	101913	1630596	142228	1572835
381210	PREPARED RUBBER ACCELERATORS	15748	173580	9610	128094
381220	COMPOUND PLASTICIZER RUB PL	1780	15913	1687	8581
381230	ANTI-OXIDISING PREPAR & COMPOU	136941	975089	94322	645028
381300	PREP/CHARG FIRE-EXTINGUISHERS	5678	45908	8304	39497
381400	ORGAN COMP SOLVENT/THINNER NES	47510	272798	31708	274956
381511	SUPORTED CATALYST WITH NI/COMP	19300	166023	1813	106147
381512	SUPORTED CATALYST WITH PR/METL	509	169949	270595	348145
381519	OTHER,SUPPORTED CATALYSTS	52949	281180	96626	520352
381600	REFRACTORY CEMENT,MORTARS,CONS	41312	576842	42288	362298
381700	MIXE ALKYL-BENZEN&MIX AL-NAPHT	1021816	5356860	981193	6651257
381800	CHEM ELEMENT/COMP DOP-ELECTRON	297	1726		2343
381900	HYDRALIC BRAKE FLUIDS/LIQUIDS	9315	110865	18669	83737
382000	ANTI-FREEZING PREP/DEICE FLUID	20349	155796	9350	102725
382100	PREP CULTURE MEDIA MICRO-ORGAN	7338	77416	6879	53822
382200	DIAGNOSTIC/LAB REAGENTS/PR-DIA	504875	4732356	578599	4339424
382311	STEARIC ACID	27483	205508	25896	209863
382312	OLEIC (OLIVE) ACID	953	18977	5347	27634
382313	TALL OIL FATTY ACIDS		15399	3821	16706
382319	OTH INDUS MONOCARBOXYLIC F.ACI	242733	2641078	219929	2636210
382370	INDUSTRIAL FATTY ALCOHOLS	15165	124449	13774	140211
382410	PREP BINDER FOUNDRY MOUL CORES	12976	76698	13483	98270
382440	PREPARED ADDITIVES FOR CEMENT	86784	405415	40780	208233
382450	NON-REFRACTORY MORTAR CONCRETE	9936	32743	12113	23769
382460	SORBITOL O/TH SUB-H-NO.2905.44	31067	421837	56901	507144
382475	MIX CON CARBON TETRACHLORIDE				2
382478	CON (PFCs)/(HFCs)BUT NOT(CFCs)	14451	43586	35	24624
382479	OTH MIX CON HALOGE DER OF METH	13746	99466	16933	127013
382490	OTH,CHEMICAL PRODUCT/PREPARA	1823006	12956551	4468937	15438194
382549	OTH WASTE ORGANIC SOLVANTS				25
382590	OTH RESIDUAL OF CEHM.INDUSTRY	278	7784		67
382600	BIODIESE&MIXTURE 70%WT-PET-OIL		376		
390110	POLYETHYLENE SP GRAVITY<0.94	2533015	22676274	2647705	22708056

Contd.

10.11 Imports by Economic Categories (Detail)

(In Thousand Rupees)

Items		March, 2016	From July, 2015	March, 2015	From July, 2014
390120	POLYETHYLENE SP.GRAVITY>0.94	2589075	20782083	2121020	17491034
390130	ETHYLENE-VINYL ACETATE COPLMER	129590	1273753	190404	1714962
390190	OTH POLYMER OF ETHYLENE P.FORM	352687	1897104	222226	1747657
390210	POLYPROPYLENE	3968509	30012952	3820840	30559073
390220	POLYISOBUTYLENE	6077	25652	10237	48583
390230	PROPYLENE COPOLYMERS	1172685	8853882	1153542	8397785
390290	OTHER OLEFINS IN PRIMARY FORMS	40560	192745	26247	195682
390311	POLYSTYRENE EXPANSIBLE	8185	92575	5968	86374
390319	OTHER POLYSTYRENE	49761	315282	40266	374353
390320	STYRENE-ACRYLONITRILE COPOLYMR	30262	205199	27558	239017
390330	ACRYLONITRILE-BUTADINE-STYRENE	345757	1904963	326581	1982789
390390	OTH POLYMERS OF STYRENE,P-FORM	17183	124307	15288	125696
390410	POLYVINYL CHLORIDE,UNMIX SUBST	498129	3932249	242091	2688079
390421	OTH POLYVINYL CHLORIDE,NON-PLA	9148	26161	8663	79560
390422	OTH POLYVINYL CHLORIDE PLASTIC	43130	238272	17922	201198
390430	VINYL CHLORIDE VINYL ACETATE	2505	39263	4181	29393
390440	OTH VINYL CHLORIDE COPOLYMERS	6169	60848	3881	64387
390461	POLYTETRALUOROETHYLENE		3251	71	623
390469	OTHER, FLUORO-POLYMERS	7237	20782	1646	9596
390490	OTH POLYMERS OF VINYL CHLORIDE	85	12758	57	8874
390512	POLYVINYL ACETATE AQUE DISPERS	5795	40034	5709	32731
390519	OTH POLYVINYL ACETATE (PVA)	3057	29520	13375	44105
390521	VINYL ACETATE COPOLYMERS AQUEO	48727	406290	60835	376866
390529	OTH VINYL ACETATE COPOLYMERS	25214	133201	16154	110633
390530	POLYVINYL ALCOHOL W/N CON UNHY	159897	1633399	200542	1396443
390591	COPOLYMERS	2198	19998	2169	12372
390599	POLYMERS OF OTHER VINYL ESTERS	45754	294119	32939	265726
390610	POLYMETHYL METHACRYLATE	18600	156769	16681	140546
390690	OTHER,ACRYLIC POLYMERS P/FORMS	354956	3445443	329893	3190062
390710	POLYACETALS	21197	158054	22063	142897
390720	OTHER POLYETHERS	1036726	7155423	1200000	8158475
390730	EPOXIDE RESINS	136335	942735	72607	563291
390740	POLYCABONATES	103848	825492	125143	831039
390750	ALKYD RESINS	18069	174994	2934	215301
390760	POLYETHYLENE TEREPTHACATE(PET)	117489	2723276	234561	3397805
390770	POLY(LACTIC ACID)		28690	1645	30029
390791	OTHER POLYESTERS, UNSATURATED	842	29780	14157	35787
390799	OTH POLYSTERS IN PRIMARY FORMS	57182	411911	32409	277368
390810	POLYAMIDE-6,-11,-12,-6,6,-6,10	42878	184682	12387	160333
390890	OTH POLYAMIDE IN PRIMAR FORM	28607	298195	22089	286290
390910	UREA RESINS, THIOUREA RESINS	1554	10843	3578	37902
390920	MALAMINE RESINS	12606	212748	18299	139504
390930	OTHER AMINO-RESINS	271	3979	575	4342
390940	PHENOLIC RESINS	28166	212051	21773	205292
390950	POLYURETHANES	217392	1997507	197073	1843740
391000	SILICONES IN PRIMARY FORMS.	362687	2672818	225263	2332372
391110	PETROL/COUMARONE,INDENE RESINS	25721	180731	12534	99389
391190	OTH,POLYSULPHIDE,SULPHONE/PLAS	18663	111497	13324	96976
391211	CELLULOSE ACETATES,NON-PLASTI	2	585		
391212	CELLULOSE ACETATES,PLASTICISED	320	2005	427	427
391220	CELLULOSE NITRATES(INCL COLLO)	80538	586188	52182	556353
391231	CARBOXYMETHYL CELLULOSE & SALT	105340	892720	102552	1116708
391239	OTHER CELLULOSE ETHERS	140109	1286634	116381	1092437
391290	OTH CELLULOSE & CHEM DERIVATIV	39190	369175	32527	273719
391310	ALGINIC ACID,ITS SALTS & ESTER	155823	1198608	212318	1443326
391390	OTH NATURAL POLYMERS/MODIFI	38284	275274	26151	301014
391400	ION-EXCHANGERS BASED ON POLYMR	11495	261799	832	257592
391510	WASTE,ETC OF ETHLY/POLYM/PLAST	4529	17181	3210	13213

Contd.

10.11 Imports by Economic Categories (Detail)

(In Thousand Rupees)

Items		March, 2016	From July, 2015	March, 2015	From July, 2014
391520	WASTE,ETC OF STYRENE/POLY/PLAS				40417
391530	WASTEETC OF VINYL-CHLORIDE/PL	35122	177090	91318	742539
391590	WASTE,ETC PLASTIC/PARING	48874	289657	69990	450799
391610	MONOFILAMENT D>1MM RD/ST/PROFI	163	12697	272	16719
391620	MONOFILAMENT D>1MM-PL PO VICHL	2936	26291		47874
391690	OTH MONOFIL D>1MM PLASTIC-TOH	22990	134618	17026	101003
391710	ARTIFI GUTS OF HARDEN PROTEIN		9073	1383	6988
391721	TUBE,PIPE HOSES,RIGID,OF POLYM	10643	109248	9764	91891
391722	TUBE,PIPE HOSES,POLYMER OF PRO	44785	116555	18334	66849
391723	TUBE,PIPE ETC OF POLYMER VINYL	13744	206868	12327	120972
391729	TUBE,PIPE HOSE,RIGID,OTH PLAST	45409	376169	5490	110291
391731	FLEXIBLE TUBE,PIPE B-PRE27.6MP	7325	90053	19182	128648
391732	OTH,TUBE,PIPE HOSE W/OUT FITNG	1551	13285	1769	12724
391733	OTH TUBE,PIPE NOT REINFORCED	2155	47864	1041	11398
391739	OTHER TUBES,PIPES AND HOSES,	69827	818366	134480	449404
391890	FLOOR COVERING OF OTH PLASTICS	5315	112681	15193	149511
391910	SELF ADHESIVE PLAT,ETC W<20CM	134156	1043729	83592	964694
391990	OTH,SELF-ADHESIV PLATE,W>20CM	404815	2851578	399279	2459631
392010	OTH PLATES,ETC PLASNON-CELULAR	220342	1355499	133644	1280647
392020	OTH PLATE,ETC PLAST NOT REINFO	148623	1238473	104383	1053969
392030	OTH PLATE,SHEET,ETC OF PLASTIC	42705	231465	28888	180562
392043	OTH PLATE,MAT OF VINYL CHLORID	45397	359344	16805	250904
392049	OTH PLAT,ETC VINYL CHLORID FLX	107299	871580	103451	956233
392051	OTH PLATE,ETC ACRYLIC POLYMERS	6681	30737	14937	65951
392059	OTH PLAT,ETC OTH ACRYLPOLYEER	2102	64119	4969	25370
392061	POLY CARBONATE IN PLATE, ETC	3473	18940	4357	13458
392062	OTH PLATE ETC POLY(ETH TEREPH)	14105	278305	17870	142040
392063	OTH PLATE ETC UNSAT-POLYSTERS	5016	103077	13896	182365
392069	OTH PLATES ETC OF OTH POLYESTR	19111	117982	6138	64306
392071	OTH PLAT ETC PLAS OF REG CELUL		6811		6833
392073	OTH PLATETC PLASTIC NON CELLU		214		130
392079	OTH PLAT ETC-PLAS OF CEL DERIV	224	224		207
392091	OTH PLATETC PLAS OF PO BUTRAL	4158	19821	6486	26057
392092	OTH PLAT ETC-PLAS OF POLYAMIDE	1815	13379		15561
392093	OTH PLAT ETC-PLAS OF AMINO-RES				162
392094	OTH PLAT ETC-PLAS OF PHENORESN	3207	16577	4240	18480
392099	OTH PLAT ETC-PLAS OF OTH PLAST	33051	398549	34154	427984
392111	PLATES ETC OF PLAS POLY/STYREN	7	14690	1418	15405
392112	PLAT ETC PLASTIC CEL P-VIN-CHL	70046	836918	40905	404711
392113	PLAT ETC PLA CEL OF POLUURETHA	28742	539974	59155	725567
392114	PLAT ETC PLA CEL OF REGERATED	351	10011	1933	10373
392119	FLAT SHET ETC PLA CEL OTH PLAS	12417	172175	16684	195692
392690	OTH, ARTICLES OF PLASTICS	334387	3035756	272140	2804855
400110	NATURAL RUBBER LATEX	165297	1625047	190143	1974084
400121	SMOKED SHEETS	116854	795395	121661	1113639
400122	TECH SPECIFIED NATURAL RUBBER	176398	1857704	245969	1394322
400129	OTHER NATURAL RUBBER	25175	183677	27053	145583
400130	BALATA,GUTTA-PARCHA,CHICLE ETC		17		
400211	STYRENE-BUTADIENE RUBBER LATEX	146522	917348	124494	935179
400219	STYREN BUTADIEN RUBER CARBXYLA	221284	2627356	468338	2537361
400220	BUTADIENE RUBBER (BR)	22990	126941	11557	124513
400231	ISOBUTENE-ISOPRENE RUBBER(IIR)	129027	1155135	103555	944042
400239	OTH,HALO-ISOBUTENE-ISOPRENE RU	233	95905	74	83456
400241	CHLOROPRENE RUBBER LATEX (CR),		913		424
400249	CHLOROPRENE RUBBER O/THAN LATX	53439	400874	12900	304266
400251	ACRYL BUTADIENE RUBBER LATEX		1562	22	272
400259	ACRY BUTAD RUBBER O/THAN LATEX	39251	497766	91208	381796
400260	ISOPRENE RUBBER (IR)		5258		

Contd.

10.11 Imports by Economic Categories (Detail)

(In Thousand Rupees)

Items		March, 2016	From July, 2015	March, 2015	From July, 2014
400270	ETHYL PROPLENE-NON-CONJUGATED	5285	186577	12879	158647
400291	OTH SYNTHETIC RUBBER FACTICE		3976		917
400299	OTH SYN RUBBER FACTICE D/F OIL	2262	172826	24286	154883
400300	RECLAIMED RUBBER PRIMARY FORM	23896	210919	20478	253703
400400	WASTE,PAROMGS&SCRAP O/TH H-RUB	48079	614955	115251	905696
400510	COMP WITH CARBON BLACK OR SILI	10215	145155	7703	108191
400520	SOLUTION/DISPERS O/T H-4005.10		461		276
400591	PLATE,SHEET STRIP UN-VUL RUBER	926	10551	494	7791
400599	OTHER COMPOUNDED RUBBER	19222	165619	25025	183795
400610	CAMEL-BACK STRIP RETR RUB TYR		49		
400690	OTH FORM&ARTIC UNVULCAN RUBBER	13	5342	428	48090
400700	UNVULCA RUBBER THREAD & CORD	21713	199348	11944	140696
400811	PLATE,SHEET ETC CELLU VULC RUB	2019	67417	6256	47556
400819	RODS&OTH FORMS OF CEL.VULC RUB	3	9781	877	12613
400821	PLAT,SHET N-CELU VULCANI RUBER	33414	270297	53060	436537
400829	RODS&OTH FORM OF N/CEL VUL RUB	1922	35902	4782	55642
400911	TUBE,PIPE OF RUBBER W/O.FITING	37833	308196	19884	231413
400912	TUBE,PIPE OF RUBER WITH FITING	1851	34638	1742	19187
400921	TUBE,PIPE OF RUB W/O.METL.FIT	1207	59095	1883	33298
400922	TUBE,PIPE OF RUB WITH METL.FIT	206	9073	5243	11214
400931	TUBE,PIPE RUB W/O TEX.METL.FIT	8249	102325	5939	109936
400932	TUBE,PIPE RUB W/TEX.METL.FIT	1164	49115	249	23784
400941	TUBE,PIPE RUB W/O OTH.METL.FIT	5480	47132	3304	41839
401700	HARD RUBER IN ALL FORMS/ARTICL	4218	12120	1204	12061
410120	W.HID&SKIN BOV.WT8-10KG.UN.SPL		5523	9288	40432
410150	WHOLE,HIDE/SK BOV ANI F>16 KG	26022	351515	33908	530830
410190	OTH HIDES INCL BUTT,BEND&BELIE				4940
410210	RAW SKINS OF SHEEP/LAMB W/WOOL	171674	1436844	396054	2818279
410221	RAW SK SHEP/LAM W-OUT WOOL PKD	10873	188052		173455
410229	OTH RAW SK SHEP/LAM W/OUT WOOL	3996	112751	1289	217709
410320	RAW HIDES & SKINS OF REPTILES				5217
410390	OTH,HID/SK FRE SALTED,DRIED,LA	69681	500490	94489	831232
410411	HIDE/SKIN FULL GRAIN UNSPLIT	10895	24092		23025
410419	OTH HIDE,SKIN WET STATE	52255	339120	15554	134517
410441	HIDE,SKIN FULL GRAIN DRY STATE				23193
410449	OTHER HIDES DRY STATE(CRUST)	729	7361	7266	41273
410510	WET BLUE LAMB,SHEEP SKIN	30044	532746	130817	1014147
410530	SHEEP/LAMB SKIN NO WOOL CRUST		579	293	10813
410621	GOAT/KID SKIN WET BLUE	20353	299278	41489	515583
410622	GOAT/KID SKIN CRUST	11358	64289	27326	106264
410691	OTH WET BLUE SKINS		3268		34
410692	OTH SKINS DRY STATE CRUST		1630		3629
410711	WHOLE HIDE SKIN FULL GRAIN BOV		3434		3057
410712	WHOLE HIDE/SKIN GRAIN SPLIT BV		11823	8132	11271
410719	OTH WHOLE HIDE/SKIN BOV ANIMAL	50031	578921	65054	662665
410791	OTH HIDE INCL SIDES FULL GRAIN		487	143	332
410792	OTH HIDE INCL SIDE GRAIN SPLIT		4554		16169
410799	OTH LEATHER FURTHER PREPARED	23532	159604	19588	102733
411200	PREPARED LEATHER SHEEP/LAMB	3404	27400	9007	56819
411310	LEATHER PREP.AFTER TANN GOAT	4988	45260	8477	150526
411390	OTH LEA FURTHER PREP.AFTR TANE	1691	34325	3795	45944
411410	CHOMIS LEATHER				168
411420	PATENT LAMINATED METALIS LEATH		519	22	15798
411510	COMP. LEATHER WITH BASIS LEATH	7465	71306	1560	101755
411520	PARINGS, OTH WASTE OF LEATHER	415	6848	3723	8992
430219	OTH,FURSKINS,WHOLE,W&W/OUT H&T	485	30052		15993
440110	FUEL WOOD,IN LOGS,BILLETS ETC				193
440310	WOOD TRET WITH PAINT,STAIN ETC	914	6905	9159	35407

Contd.

10.11 Imports by Economic Categories (Detail)

(In Thousand Rupees)

Items		March, 2016	From July, 2015	March, 2015	From July, 2014
440320	OTH,CONIFEROUS SPECIES ROUGH	46394	217297	17757	141831
440349	OTH,WOOD,NON-CONF SPECIES ROUG	31490	299468	29497	219097
440391	OTH WOOD OAK LOGS NON-CONFIFER		5386		443
440399	WOOD OF OTHER NON-CONF SPECIES	351753	1984011	76214	583806
440410	CONIFEROUS	8549	66968	4857	52660
440420	NON-CONIFEROUS		1054		5
440799	OTH WOOD NON-CONF.SPECIES	222368	1450881	171609	1336292
440810	CONIFEROUS SHEET FOR VENEERING	4221	68833	15700	69288
440831	VENEER/DARK RED MERANTI SHEETS		1521		2907
440839	OTH VENEER SHEET/TROPICAL WOOD	9400	52882	8046	45383
440929	OTHER NON-CONIFEROUS WOOD	146	1577	236	1839
441011	PARTICLE BOARD OF WOOD	20570	82695	8764	115615
441012	ORENTED STRAND BOARB UN-WORKED	2447	6479	682	8163
441019	OTH P-BOARD OF LIGNEOUS MATERI	266	726	107	515
441090	OTH P-BOARD NOT AGGLOM W-RESIN	344	3140	4553	6254
441112	MEDIUM DENSITY BOARD (MDF)	139328	1342660	56565	890452
441113	(MDF)THICKNESS 5MM TO 9MM	21663	281754	19629	220685
441114	(MDF)THICKNESS EXCEEDING - 9MM	195055	1229424	122159	970261
441192	OTH (MDF)DENSITY EXC 0.8 g/cm3		6975		162
441193	OTH (MDF)DENSITY 0.5-0.8g/cm3	127603	1185782	123191	961508
441194	OTH (MDF)DENSITY NOT> 0.5g/cm3	738	5964	3045	12472
441210	P-WOOD,VENEER PANELS OF BAMBOO				228
441231	OTH P-WOOD OF WOOD SHEET -6MM	906	1675		
441232	OT P-W OUTER PLY NON-CONIFE-WD	26678	350456	36157	226411
441239	OTH PW CONSIST OF WD SHEET-6MM	4468	127348	21119	82415
441294	OTH BLOCKBOARD,LAMINATED&BATEN	2567	7317	702	6660
441299	OTH PW CONSIST OF WOOD SHEET	1247	37424	51	1740
441400	WOODEN FRAMES FOR PAINTINGS	61	7903	725	7099
441510	CASES,BOXES,CRATES,SIM/PACKING		7296	157	40029
441520	BOX PALLETS& OTHER LOAD BOARD		10944	917	13752
442190	OTHER,ARTICLES OF WOOD	35784	122311	18167	113910
450110	NATURAL CORK,RAW/SIMPLY PREPAR	110	850	196	3752
450190	WASTE CORK,CRUSHED,GRANULATED	623	3675	506	6909
450310	CORKS AND STOPPERS		11	8	14
450390	OTHER ARTICLE OF NATURAL CORK		528	11	62
450410	BLOCK PLATE SHEET,STRIP CORK	1719	21097		12075
460290	OTH BASKET/WICKERWORK/LOOFAH	85	6349	409	4285
470100	MECHANICAL WOOD PULP	55681	309717	41916	366142
470200	CHEM WOODPULP,DISSOLVING GRADE		40820	3703	74998
470311	CHEM WOODPULP UNBLECHED CONIFE	82207	635855	15798	571104
470319	CHEM WOODPULP UNBLE NON CONIFE	3553	63538	4147	4147
470321	CHEM WOODPULPSEMIBLEACH/BLEACH	349210	2736378	260632	2506792
470329	OTH CHEMWOODPULP BLE/SEMI-BLEH	517671	2586212	361675	2293834
470421	CHEM WOODPULP,S-BLE/BLE CONIFE			1	1
470429	CHE W-PULP,S-BLE/BLE NON-CONIF	5129	194455	25726	212377
470500	SEMI-CHEMICAL WOOD PULP	173734	695774	66116	741507
470610	COTTON LINTERS PULP	12	12		
470620	PULP OF FIBRES DERI FROM W-SCR	6138	41072	1038	26386
470630	OTH PULP FROM WASTE OF BAMBOO		9000		
470691	PULP OTHER CELL MATERIAL MECH		59		
470710	UN-BLEACHED KRAFT PAPER		25904	8361	104722
470720	RECOVERED PAPER/PAPER BOARD BL		7247		97
470730	PAPER/PAPERBPARD MACHINE PULP	846	13122	7217	20504
470790	WASTE & SCRAP OF OTHER PAPER	193401	1548978	217214	1532882
480100	NEWSPRINT,IN ROLLS OR SHEETS	735569	4209026	428502	4484730
480210	HAND-MADE PAPER & PAPERBOARD	754	2262		492
480220	PAPER/P-BOARD PHOTO-SENSITIVE		650	117	3906
480240	WALL PAPER BASE				74

Contd.

10.11 Imports by Economic Categories (Detail)

(In Thousand Rupees)

Items		March, 2016	From July, 2015	March, 2015	From July, 2014
480254	OTH PAPER & PAPERBOARD<40G/SQM	3411	57617	5059	61407
480255	OTH PAPER&PAPERBOARD>40-G/SQM	286459	2196829	178335	1983157
480256	OTH PAPER&PAPERBOARD IN SHEETS	6840	56253	147220	628234
480257	OTH PAPER WT 40-150 G/M2	15636	177291	30094	322271
480258	PAPER & BOARD WT>150G/M2	52179	487079	78357	487903
480261	OTH PAPER&PAPERBOARD IN ROLLS	529	3479	190	632
480262	OTH PAPER&PAPER BOARD IN SHEET	341443	2783911	196607	1727610
480269	OTH U-C CARBONISING BASE PAPER	872	7414	2240	11798
480300	TOILET FACIAC TISSUE/TOWEL ETC	29796	251469	31944	212858
480411	KRAFTINER UN COATED UN-BLEACH	164519	1292027	151995	1131455
480419	OTH KRAFTLINER UNCOAT ROL/SHET	34754	617266	21901	621586
480421	SACK KRAFT PAPER,UNBLEACHED	476150	3716934	381889	3607711
480429	OTH SACK KRAFT PAP UN-COT RISH		1098	103	21850
480431	OTH KRAFT P1BORD WT150G/SQMUNB	99214	386547	29700	255372
480439	OTH UNC K-P/BORD WT150G/SQMUB	17631	124558	16350	193050
480441	OTH KR.P/BORD W>150G<2259-UNBL	139	8763		
480442	OTH KRAFT 150-225G BLECH	1221	16779	2761	20011
480449	OTH KRAFT PAPER IN ROCC/SEETS		6		3265
480451	OTH KRAFT PAPER 225G ON BLEACH		6001		5491
480459	OTH KRAFT PAPER IN ROLL 225G	689	116000		64181
480511	SEMI-CHEMICAL FLOUTING PAPER	31638	292321		95351
480512	STRAW FLUTING PAPER		1077		99
480519	OTHER FLUTING PAPER		286936	111	367892
480524	TESTLINER BD WT150G/M2 OR LESS	8866	74277	11235	102604
480525	TESTLINER BOARD WT>150 G/M2	17956	92158	16040	139536
480530	WRAPPING PAPER,UNCOAT	8349	196211	46324	255627
480540	FILTER PAPER/PAPERBOARD,UNCOAT	1383	23746	2301	16951
480550	FELT PAPER/PAPERBOARD,UNCOATED		13		
480591	OTH P&P/ BOARD<150G UNCOATED	22334	266348	26657	215069
480592	OTH P&P/BOARD 150-225G UNCOAT	11745	81195	18782	120630
480593	OTH P & P BOARD<225G UNCOATED	25459	169959	12105	129303
480610	VEGETABLE PARCHMENT PAPER	1549	11084	3664	7547
480620	GREASEPROOF PAPERS	3880	20128	3611	15766
480630	TRACING PAPERS	20	19378	1974	21850
480640	CLASSINE/GLAZED TRANSPA PAPER	5505	95345	9080	104450
480700	COMPOSITE P/BOARD STICKING FLA	608	42434	5421	46589
480810	CORRUGATED P&P/BOARD PERFORTED			485	749
480840	SACK KRAFT PAPER CREPED/EMBOSD		3236	343	3482
480890	OTH PAPER,CREPED/EMBOSSED/PERF	5413	38423	3540	35868
480920	SELF COPY PAPER	14576	308493	68334	341070
480990	OTH COPYING / TRANSFER PAPERS	2020	21449	3180	32545
481013	P&P/BOARD FOR WRITING/PRINTING	192642	1392071	95764	946121
481014	P&P/B IN SHEET 1-SIDE<435/297M	1995	16652		1357
481019	OTH PAPER&PAPERBOARD IN SHEET	47820	443703	95232	473569
481022	LIGHT WEIGHT COATED PAPER	1624	13798		9543
481029	OTH LIGHT WEIGHT COATED PAPER	421628	2153519	308159	2517625
481031	KRAFT PAPER&BOARD WT 150G/M2		5019		1201
481032	KRAFT PAPER&P/BOARD WT>150G/M2		34061	250	47213
481039	OTH KRAFT PAPER&P/BOARD BLEACH		5551	867	6768
481092	OTH PAPER&P/BOARD MULTI-PLY	1427632	8185883	930361	7938451
481099	OTH PAPER&P/BOARD COATED	45745	218064	22131	255816
481110	P&P/BOARD,TARRED,BITUMINISED	15	74	2821	6510
481141	GUMMED ADHESIVE PAPER & BOARD	151495	1913803	85589	972645
481149	OTH GUMMED/ADHESIVE P&P/BOARD	35389	215719	5713	162226
481151	PAPER&PAPER BOARD PLASTIC COAT			197	197
481159	OTH P&P/BOARD PLASIC COAT.	321358	1953340	193747	2262844
481160	P&P/BOARD COATED WAX COVERED.	65356	500431	49031	372146
481190	OTH P&P/B CELLULOSE WADDING	160073	1327850	127604	1158151

Contd.

10.11 Imports by Economic Categories (Detail)

(In Thousand Rupees)

Items		March, 2016	From July, 2015	March, 2015	From July, 2014
481320	CIGRETTE PAPER IN ROLL WTH SCM	74869	523906	63448	523579
481390	OTH CIGARET PAPER,BOOKLET/TUBE	61446	511675	59760	549193
481420	WALL PAPER COVERD WITH GRANITE	7526	175791	9626	120129
491199	OTHER, PRINTED MATTER	13595	321027	19067	607483
500100	SILK-WORM COCOONS FOR REELING		952		1138
500200	RAW SILK (NOT THROWN)	20043	165962	6337	86353
500300	SILK WASTE, YARN WASTE&G-STOCK		1755		2595
500400	SILK YARN,NOT RETAIL SALE	37861	348241	22741	269487
500500	YARN SPUN FROM SILK,WASTE NRS	34919	460663	34603	443010
500790	OTHER SILK FABRICS	124990	1437629	153591	2010601
510111	SHON WOOL GREASY	88	12519	772	10378
510119	OTHER GREASY FLEECE WSHED WOOL	1028	439161	14119	386486
510121	SHORN WOOL, DEGREASED		17479		
510129	OTHER DEGREASED WOOL NOT CORBO				34113
510130	CARBONISED WOOL		60176	21452	75435
510219	OTH FINE ANIMAL HAIR KASHMIR				10081
510220	COARSE ANIMAL HAIR				788
510510	CARDED WOOL		3449	77	1326
510529	OTHER WOOLTOPS&COMBED WOOL		37778		19465
510531	FINE ANIMAL HAIR,CARDED/COMBED	1615	1615	993	19723
510539	OTH F-ANIMAL HAIR,CARD/COMBED		16585		65
510610	YARN OF CARDED WOOL 85% WT WOL	23931	203284	30215	226957
510620	YARN OF CARDED WOOL<85% W WOL	19124	168823	9262	157086
510710	YARN OF COMBED WOOL-WOOL=/>85%	14903	40038	2224	51480
510720	YARN OF COMBED WOOL-WEIGHT<85%		16023		12281
510910	YARN OF WOOL /ANIMAL HAIR 85%>		2156		2477
510990	OTH YARN OF WOOL / ANIMAL HAIR		3239		
520100	COTTON, NOT CARDED OR COMBED.	8111677	61501564	5157063	22753889
520210	YARN WASTE(INCL.THREAD WASTE)	1630	12980	2823	19266
520291	GARNETTED STOCK	941	3413		
520299	OTHER COTTON WASTE	25001	172554	14022	157825
520300	COTTON, CARDED OR COMBED.	16	156	5892	7571
520411	COTTON SEWING THREAD 85%/MORE	190	1380		
520419	OTH COTTON SEWING THREAD 85%>	2396	11524	467	4301
520420	COTTON SEWING THREAD,RETL SALE	65	5314		840
520511	SIN.COT.YAR.U.COM.FIB.D-714.29	4942	198278	23433	240136
520512	S-COT.YARN UCF.D-232.56-714.29	88794	530850	58767	553348
520513	S-COT.YARN UCF.D-192.31-232.56	56877	938676	15322	140835
520514	S-C. YARN UCF D-125.00-193.31.	51271	101102	6587	46100
520515	S/C YARN UCF.D< 125.00-193.31.	9009	50190	10833	53296
520521	S/C YARN COM.FIB D-714.29/MORE		27214		
520522	S/C YARN LF.DX.232.56-714.29	11059	405215	34091	527431
520523	S/C.YARN LF.DX.192.31-232.56	24572	66096		22956
520524	S/C YARN COM.FIB.125-192.31-DX	62659	448476		50550
520526	S/C YARN LF. DX. 106.30-125.		18687	33693	262132
520527	S/C YARN COM.FIB.106-36-125-DX	274069	1618517	181475	1810721
520528	S/C YARN COMBED FIB.< 83.33-DX	217812	1843844	189452	2260949
520531	MUL/CAB.C/Y.ULF.>714.29DECITEX		211957		33109
520532	MUL/CAB C/Y ULF.232.56-714.29D		10971	1096	12385
520535	MUL/CAB.C/Y UN.COM.FIB<125.DX.	62974	100229	20907	205778
520542	MUL/CAB.C/Y CF.232.56-714.29DX	6283	54574	17517	92652
520543	MUL/CAB.C/Y CF.129.31-232.56DX		108		103
520544	MUL/CAB.C/Y C.FIB-125-192.31DX		117		6477
520547	MUL/CAB C.Y CF.83.33-106-38 DX		30484		
520548	MUL/CAB.C/Y COM.FIB.< 83.33.DX	4606	28545		62614
520611	S/C YARN UN COM. FIB>714.29 DX	13105	74529	11606	91237
520612	S/C YARN UN.COM. FIB.<71429.DX		73748	16535	56584
520613	S/C.YARN UN.COM.FIB.<832.56DX.		357		

Contd.

10.11 Imports by Economic Categories (Detail)

(In Thousand Rupees)

Items		March, 2016	From July, 2015	March, 2015	From July, 2014
520614	S/C YARN UN.COM.FIB.<192.31DX		143		
520615	S/C YARN UN.COM. FIB.<125DX.				969
520622	S/C YARN COMBED FIB.<714.29DX		85		578
520624	S/C YARN COMBED FIB< 192.31DX		9826		
520625	S/C YARN COMBED FIB<125 DX		4776		
520632	MUL/CAB C/Y UCF<D714.29,232.56		166		
520635	MUL/CAB C/Y UN-COM F/B<125DX		7186		10290
520710	C/Y CON>85 % WT OF COT PER-SAL		1222		1132
521225	OTH W-FAB COT PRINTED>200G/SQM	240	663		1650
530121	FLAX,BROKEN OR SCUTCHED N-SPUN				20837
530129	OTH, FLAX,HACKLED NOT SPUN	12907	121246	26653	128927
530290	OTH,TRUE,HEMP RAW,PROSS N-SPUN		1		
530310	JUTE/OTH TEXT BAST FIB RAW/RET	156401	2465149	509461	3428633
530390	OTH, WASTE OF JUTE&TEXTILE FIB		5573	1973	45281
530500	COCONUT,ABACA RAMIE,RAW/PROCE	15113	110681	7001	104519
530610	SINGLE FLAX YARN	1163	24879	498	80690
530620	MULTIPLE OR CABLED YARN		1119	129	422
530710	SINGLE,YARN OF JUTE OR OTH FIB	50866	259252	4800	66213
530720	MULTIPLE OR CABLED YARN(RAMIE)	843	17081	5636	36766
530810	COIR YARN	6215	38148	3858	32285
531100	WOV FAB OF OTH VEG TEX FIB		1632		2279
540110	SEWING THREAD SYTHA FILAMENT	17451	322613	47378	461708
540120	SEWING THREAD ARTIFICIAL FILAM	121930	2075768	182207	1446032
540211	HIGH TENANCITY YARN OF ARAMIDS	1599	26170	11354	24948
540219	OTH HIGH TENANCITY NYLON YARN	2406	6413	4749	44453
540220	HIGH TEN YARN OF POLYESTERS	95	94568	7627	54516
540231	FILAMENTS YARN NYLON POLY 50	122815	923643	119391	978918
540232	FILAMENTS YARN NYLON/OTH POLY	15955	107154	12816	132059
540233	FILAMENTS YARN OF POLYESTERS	1673022	14524657	1550578	14859113
540234	TEXTURED YARN OF POLYPROPYLENE	37727	243865	6907	126529
540239	OTH, SYNTHETIC FILAMENTS YARN	11734	206913	11414	292629
540244	OTH YARN SINGLE UN-TWIST/TWIST	488749	3995075	498725	3741938
540245	ELASTOMERIC YARN OF NYLON	37278	471901	63862	502478
540246	ELASTOMERIC YAR,POLY-PARTIALLY	4873	45735	8090	46275
540247	ELASTOMERIC YARN OF POLYESTERS	456497	4556620	521443	4791865
540248	O-ELASTOMERIC OF SPANDEX/LYCRA	5582	79491	76	56684
540249	OTH,YARN,SINGLE,50 TURNS/MTR	13353	67713	2137	125964
540251	OTH S/Y TWIST>50/M NYLON,POLYA	2032	11631	596	22297
540252	OTH S/Y TWS>50/M OF POLYESTER	43404	326999	38830	294376
540259	OTH S/Y TWS>50M OF OTH POLYEST	608	2952	1114	18880
540261	OTH Y-MULTIPLE/CAB NYLON/POLYM		15117	2855	69018
540262	OTH Y-MULTI/CAB OF POLYESTER	72653	685864	78004	794411
540269	OTH Y-MULTI/CAB NOT RETAIL SAL	3543	128087	1154	97589
540310	HIGH TENACITY YARN OF VISCOS			245	245
540331	OTH Y/S UN-TWST VISCOSE RAYON	972226	7921454	860764	7461919
540332	OTH Y/S VIS RAY >120TURNS/MTRS	308729	3694211	366259	3618875
540333	OTH YARN,SINGLE CELLULOSE ACET	19707	62198		33205
540339	OTH ARTIF FILAMENT YARN SINGL	68303	790581	53635	455340
540341	OTHER YARN OF VISCOSE RAYON		21638		33071
540349	OTH ARTI FILAMENT YRN VIS RAYO		437		3002
540411	ELASTOMERIC SYN-MONOFILAMENT	731	7441	4587	20646
540412	OTH MONOFILAMENT OF POLYPROPYL	2632	27362		18560
540419	OTH SYN MONOFILAMENT OF 67-DEX	9482	176185	13395	123154
540490	OTH SYNTH YARN & SYNTH TEX MAT	29117	135524	6838	84824
540500	ARTIFICAL MONOFILEMENT67D/MORE				499
540834	OTH WOV FAB ART.FIL YARN PRINT		23157		272
550110	SYN FIL TOW NYLON/O0POLYAMIDES		50		
550120	SYN FILAMENT TOW OF POLYESTERS	2014	19420	4317	51822

Contd.

10.11 Imports by Economic Categories (Detail)

(In Thousand Rupees)

Items		March, 2016	From July, 2015	March, 2015	From July, 2014
550130	ACRYLIC OR MODACRYLIC	267871	2550717	332628	2380763
550190	SYNTHETIC FILAMENT TOW,N.S.		2065	56	25430
550200	ARTIFICIAL FILAMENT TOW	190621	3290305	352518	3467174
550311	SYN STAPL FIB OF NY OF ARAMIDS	2328	55183	10896	26888
550319	OTH SYN STSPL FIB NOT CARD/COM	2919	22286	345	169594
550320	SYN STA FIB POLYESTER N-CRD/CD	568658	7902592	1043734	12380024
550330	SYN STA FIB ACRYLIC N-CRD/COMD	65595	3664079	205652	2893512
550340	SYN STAFIB POLYPROPYLENE N-C/C	1734	16929		8425
550390	SYN STAPLE FIB NOT CARDED/COMB	17343	134648	35	55505
550410	ART-STA FIB VIS RAYON N-CRD/CO	2061994	15479931	990388	13632629
550490	OTH ART STAPLE FIB NOT CARDED	687169	4973256	357903	4215890
550510	WASTE SYNTHETIC FIBRES		1523	1175	8276
550520	WASTE ARTIFICIAL FIBRES		492	325	3929
550610	SYN STA FIB CRD,COM SPIN NYLON		5661		31369
550620	SYN STA FIB CRD,COM SPN POLYES	11803	193805	8966	237975
550630	ACRYLIC FIBRES CARDED/COMBED		8460		1561
550690	SYNTHETI FIB CARDED/COMBED NS		3932	32	1024
550700	ARTIFI STAPLE FIB CARDED/COM	445	1482		
550810	SEWING THREAD SYN STAPLE FIBRE	2030	17605	6917	25212
550820	SEWING THREAD ART STAPLE FIBRE	327	1068	564	49419
550911	S/Y STA FIB 86% WT NYLON	5679	95142	36632	579369
550912	MULTI CAB YRN SYN FIB NYL 85%W		7134	83	232
550921	S/Y SYN STA FIB 85% WT POLYSTR	277358	2925785	436155	3998306
550922	MULTI STA FIB 85% W POLYESTER	126881	1228811	105293	904799
550931	SINGLE YARN85% OR MORE ACRYLIC	2672	85279	19860	186872
550932	MUL/CAB YARN 85% ACRYLIC FIB	141414	974797	170067	870723
550941	SINGLE YARN 85% WT SYN STA FIB	32427	127365	23444	69605
550942	MUL/CAB YARN SYN STA FIB 85%WT		2507	746	746
550951	O/YRN POLYES STA FIB MIX ARTIF	263651	2295152	347612	2315995
550952	O/YRN MX WITH WOOL/FINE A-HAIR		619		
550953	OTH YRN OF POLYESTER MIX COTTN	54	35665	5495	27978
550959	OTH YRN OF POLY STAPLE FIBRE	21260	294130	56939	329850
550961	O/YRN OF ACRYLIC S-FIB MX WOOL	1855	4198		76340
550962	OTH YARN ACRYLIC MIX COTTON		137		4220
550969	YARN ACRYLIC FIB NOT FOR R-SAL	72537	514505	29956	383047
550999	OTH YARN SYN FIB NOT FOR R-SAL		15522	9815	84404
551011	S/YRN ART STA FIB>85% STAPLE-F	71783	762043	45402	938385
551012	MUL/CAB YARN ART STA FIB>85%W		8803	2565	29764
551030	O/YRN ART STA FIB MIX COT-NRS		6410		17
551090	O/YRN ATT STA FIB<85%ART ATA-F	1037	12661		4348
551120	YARN<85% BY WT SYN STAP FIBRE				18946
560290	OTH FELTS,NOT IMPREGNATE,COAT	13058	141481	24317	146429
560311	N-WOVNS, M-MADE FILA>25G/SQM	108684	844265	84203	667078
560312	N-WOV,M-MAD FIL>25G/SQM>70GSQM	64534	783909	53819	870763
560313	N-WOVNS,M-MAD FIL>70G/SQM>150G	21940	326406	31357	273144
560314	N-WOV,M-MAD FLAME WT>150G/SQM	32742	328010	3768	134367
560391	OTH NONWOVENS, WT>25 G/SQM	3543	8039	446	4209
560392	OTH N-WOV,WT>25G/SQM>70 G/SQM	20704	104213	10809	37002
560393	OTH,NON WOVEN>70G/SQM>150G/SQM	8186	35223	2911	22668
560394	OTH,N-WOVEN WEIGHING>150G/SQM	226654	1914957	202970	1717794
560410	RUBBER THREA AND CORD,TEX COVE	867	15719	1419	25728
560490	OTHER,TEXTILE COVERED MATERIAL	11785	85214	15224	87908
581099	OTH TEXTILE MATERIAL.		7143		492
581100	QUILTED TEXTILE PRODUCT PIECE.	4054	52526	3528	40832
590110	TEX FAB.GUM COATED/AMYLAC,SUBS	3058	7927	1238	26498
590290	OTH,TYRE CORD FAB YARN VIS-RYN		3122	972	1336
590310	TEX.FAB.IMP,COV/LMTD PICAL.	145907	1379622	142126	1146750
590320	TEX.FAB IMP,COATED,POLYURETHAN	115298	1323747	125973	1548991

Contd.

10.11 Imports by Economic Categories (Detail)

(In Thousand Rupees)

Items		March, 2016	From July, 2015	March, 2015	From July, 2014
590490	OTH FLOOR COVERINGS, LINOLEUM		364		119
590500	TEXTILE WALL COVERINGS.		224		98
590610	ADHESIVE TAPE < 20 CM	2484	30187	9931	26933
590691	RUBBERISED TEX FAB,KNIT/CROCH		1685	104	7948
590699	OTHER,RUBBERISED TEX FAB,N.S	9876	90403	9973	92853
590700	TEXTILE FABRICS O/W IMPG/COATD	18537	350317	20948	191307
630800	SETS OF WOVEN FABRICS AND YARN		248		35
630900	WORN CLOTHING&OTH WORN ARTICLE	1434309	12238138	1067895	9209854
631010	USED&NEW RAGS,SCRAP,TWINE,ETC	189	2029	559	2574
640590	OTHER FOOTWEAR	4324	478318	3495	83239
640610	OTH PARTS OF FOOTWEAR N.S.	21	83325	13470	58232
640620	OUTER SOLE/HEEL OF RUB/PLASTIC	5841	146470	7460	124240
640690	PARTS OF FOOTWEAR/OTH MATERIAL	5890	32249	4685	30285
650100	HAT-FORM/BODY,HOODS OF FELT	62	98	7	243
700800	MUL-WALLED INSULATE UNIT GLASS	512	40842	13848	92949
700910	REAR VIEW MIRRORS FOR VEHICLES	7376	66339	5587	48629
700991	UNFRAMED GLASS MIRRORS	52048	499918	55879	557491
701399	O-GLASSWARE INDOOR DECORATION	171513	1620103	169747	1707906
701890	OTH GLASS ART O/T IMI-JEWELERY	3967	81953	11285	61801
701911	SILVER/ROVINGYARN C/STAND=50MM	12	3172	1292	1812
701912	ROVINGS	15167	99011	12742	89726
702000	OTH ARTICLES OF GLASS	5940	66946	1999	34699
710110	NATURAL PEARLS	3	3		
710121	CULTURED PEARLS UNWORKED	188	188		
710122	CULTURED PEARLS WORKED		39		
710310	UN-WORKED/SIMPLY SAWN PRE-STON	2475	16066	1714	24829
710399	OTH SEMI/PRE STONES WORKED N.S		647		42
710420	OTH UN-WORKED SAWN,SYN PRE STO		47		
710590	OTH DUST/POWDER NAT SYN PRE ST				31
710610	SILVER POWDER				6
710691	SILVER UNWROUGHT		493972	19688	441627
710692	SEMI-MANUFCTURED SILVER	10942	54352		59999
711019	OTH PLATINUM OTH SEM MFG FORM		173		2930
711049	OTH MET-PLAT GRUD/ALOY S-MED F			46	225
730890	OTH STRUCTURE OF IRON OR STEEL	905874	6913846	1240873	4373667
730900	RESERVTORS,TANKS,VATS SIMICONT	5965	114233	5035	137078
731010	TANKS,CASKS,DRUMS,CANS,BOX>50	4256	19657	574	11893
731021	CAN,CLOSED BY SOLD/CIMP CAP<50	12548	101931	6644	70883
731029	OTH TANK,CASK,DRUM,BOX CAP<50	41370	280686	26831	649092
761090	ALUM STRUCTURE & PARTS N.E.S.	40847	307107	14871	525523
761100	ALUM RESERVOIRS,TANKS VATS ETC		6		162
761210	COLLAPSIBLE TUBULAR CONTA ALUM		20228	3059	22276
761290	OTH CASKS,DRUM,CAN,BOXES ALUMI	201885	1480347	211915	1222828
890800	VESSELS&F-STRU FOR BREAKING UP	4477906	20627686	7251821	47358928
900110	OPTICAL FIB,OPTI FIB BUNDLES	41895	382901	28664	259365
900120	SHEET,PLATE OF POLARISING MATE		73		397
900130	CONTACT LENSES.	1628	14615	2087	10209
900140	SPECTACLE LENSES OF GLASS.	4053	35673	4177	36508
900150	SPECTACLE LENSES OTH MATERIAL	2644	22141	4466	24535
900190	OTH LENSES, PRISMS, MIRRORS	25	12112	1333	6479
900211	OBJETIVE LENSE CAMRA/PROJECTOR	627	5862	220	3702
900219	OTHER OBJECTIVE LENSES.	290	13446	457	6026
900220	FILTERS FOR OBJECTIVE LENSES	432	1352	250	453
900290	OTH,MOUNTED OPTICAL ELEMENTS	454	11946	145	31466
900311	FRAMS,MOUNTINGS OF PLASTICS	2414	9749	490	8983
900319	FRAM,MOUNTING OF OTH MATERIAL	8414	83593	6341	50182
900390	PART FOR FRAMES&MOUNT SPECATLE	129	565		112
900410	SPECTACLES,GOGGLES SUNGLASSES	33831	251694	23405	231681

Contd.

10.11 Imports by Economic Categories (Detail)

(In Thousand Rupees)

Items		March, 2016	From July, 2015	March, 2015	From July, 2014
900590	PARTS/ACCESSORIE OF BINOCULARS	1930	2011	52	16950
900610	CAMERA FOR PREPARE PRINT PLATE		224		
900630	CAMERA USED IN UNDERWATE SURVY				15
900640	INSTANT PRINT CAMERAS				412
900651	CAMERA(SLR) FOR FILM WD!>35MM		86		560
900659	OTH CAMERA PHOTOGRAPHIC	54	705	694	9632
900661	DISCHARGE LAM FLASHLIGHT APPAR		1038	72	845
900669	OTH PH-GRAPHIC FLASHLIGHT APPA	333	1058	40	1152
900691	PARTS,ACCE PHOTOGRAPHIC CAMERA	388	7697	1282	6499
	B. CAPITAL GOODS TOTAL	34389874	301988183	30471805*	283744651
250100	SALT/PURE SODIUM CHLORIDE	8350	38677	5107	33217
250300	SULPHUR OF ALL KINDS	63193	670100	176683	565875
250410	NATURAL GRAPHITE OF ALL KINDS	8653	69195	9870	73095
250490	OTHER,NATURAL GRAPHITE		234		1523
250510	SILICA SANDS AND QUARTZ SANDS	692	12772	2730	12767
250590	OTHER NATURAL SANDS	164	6126	393	25272
250610	QUARTZ (O/T NATURAL SANDS)	1096	3837	279	2731
250620	QUARTZITE ROUGHLY TRIMMED				254
250700	KAOLIN & OTH KAOLIN CLAYS	56228	519860	50837	478799
250810	BENTONITE	4205	89034	8961	68572
250830	FIRE-CLAY		8333		4554
250840	OTHER CLAYS	8614	67946	8750	60040
250860	MULLITE		153		4092
250870	CHAMOTTE OR DINAS EARTHS				1464
250900	CHALK	13943	93755	10949	94572
251110	NATURAL BARIUM SULPHATE	12497	53319	3812	23134
251200	SILICEOUS FOSSIL MEALS		8539	4120	17357
251310	PUMIC STONE W/NOT HEAT TREATED	6004	70735	13469	57790
251320	EMERY,NATURAL CORUNDUM,GARNET	3636	34171	4016	38349
251400	SLATE,WHET/NOT ROUGHLY TRIMED	380	747		
251511	MARBLE/TRAVERTINE,CRUDE ROUGH	1042	216978	23830	126331
251512	MARBLE,TRAVERTINE,MERELY CUT		4617		2692
251611	GRANITE,CRUDE/ROUGHLY TRIMMED	2354	24394	3024	14556
251612	GRANITE,MERELY CUT,BY SAWING		3839	41	3517
251620	SANDSTONE,CRUDE/ROUGHLY TRIMED	1039	3489		1202
251690	OTH MONUMENTAL BUILDING STONE				1828
251710	PEBBLES,GRAVEL/CRUSH STONE ETC		297	716	1353
251741	GRANULES,CHIP & POWDER,MARBLE	1128	11938		5203
251749	OTH GRANULE,CHIPPING & POWDER	3904	12316	174	974
251810	DOLOMITE, NOT CALCINED		1294		
251830	DOLOMITE RAMMING MAX		2673	1238	8589
251910	NAT.MAG.CARBONATE (MAGNESITE)		1153		
251990	OTH FUSED MAGNESIA,DEAD BURNED	12826	82876	13353	90036
252010	GYPSUM; ANHYDRITE	3918	45928	3797	32000
252020	PLASTERS OF CALCINED GYPSUM		3841		4279
252100	LIMESTONE FLUX;LIMESTON CEMENT		2506		
252210	QUICKLIME	26	998		370
252220	SLAKED LIME	309	4497	791	2292
252230	HYDRAULIC LIME		269		29
252310	CEMENT CLINKERS	16788	184740	4118	6975
252321	WHITE PORTLAND CEMENT				223
252329	OTHER PORTLAND CEMENT	75112	539020	65861	585406
252330	ALUMINOUS CEMENT(CEMENT FONDU)		2843		1048
252390	OTHER HYDRAULIC CEMENTS	62080	296731		319862
252410	ASBESTOS CROCIDOLIITE				2293

Contd.

10.11 Imports by Economic Categories (Detail)

(In Thousand Rupees)

Items		March, 2016	From July, 2015	March, 2015	From July, 2014
252490	OTHER ASBESTOS	33158	142019	31054	269375
252520	MICA POWDER	43	7210		3938
252610	NATURAL STEATITE,NOT CRUSHED	189140	1088839	25263	2366842
252620	NATURAL STEATITE,CRUSH/POWDER	8268	40924	2542	25812
252800	NATURAL BORATES & CONCENTRATES		123		94
252910	FELDSPAR	3854	7299		41
252921	FLUORSPAR<97% CALCIUM FLORIDE	195	342		
252922	FLUORSPAR>97% CALCIUM FLORIDE	704	3555		7574
252930	LEUCITE;NEPHELINE,NEPH SYENITE	1966	7452		
253010	VERMICULITE,PERLITE CHLORITES		6302	552	3127
253090	OTHER,MINERAL SUBSTANCES	27529	303562	33187	270845
260111	IRON ORES,CONCEN,NON-AGGLOMERT		142300	547413	2763611
260200	MAGANESE ORES & CONCENTRATES				117194
260300	COPPER ORES AND CONCENTRATES				43
260400	NICKLE ORES AND CONCENTRATES		129		111
260700	LEAD ORES AND CONCENTRATES	2107	10899	1062	6564
260800	ZINC ORES AND CONCENTRATES		3662		
261000	CHROMIUM ORES AND CONCENTRATES	205	9105		16411
261390	MOLYDENUM ORES/CONC O/T ROAST		64		
261400	TITANIUM ORES & CONCENTRATES		18777	2835	22637
261510	ZIRCONIUM ORES AND CONCENTRATE				5351
261590	OTH NIOBIUM,TANTALUM,VANAD ORE		288		
261800	GRANULATED SLAG M/G IRON,STEEL	3495	608215	16055	164086
261900	SLAG,DROSS OTH WASTE,IRN/STL	15789	88851	2362	34213
262011	HARD ZINC SPELT MAINLY OF ZINC	3263	16607	3299	9090
262019	OTH,ASH&RESIDUE C/MAINLY ZINC		4626	6394	35174
262030	ASH&RESIDUES MAINLY OF COPPER	860	860		
262040	ASH&RESIDUE MAINLY OF ALUMNIUM		741		
262091	ASH&RESIDUE CONTAIN ANTIMONY		228		
262099	OTH ASH&RESIDUE CANTAIN METAL		884		
262190	OTH SLAG &ASH,RESIDUES M-WAST		7819		14726
270111	ANTHRACITE NOT AGGLOMERATED		9792		2336
270119	OTHER COAL,NOT AGGLOMERATED	4445888	34303238	5551247	39800633
270120	BRIQUETTES SIMILAR SOLID FUEL		64		72
270210	LIGNITE NOT AGGLOMERATED	1034	4970		3110
270300	PEAT INCLPEAT LITTER	778	11628	791	7019
270400	COKE/SEMI OF COAL,RETORT CARBN	241495	1741157	94855	2214751
270500	COAL GAS,WATER GAS,SIMILAR GAS		658		404
270600	TAR FROM COAL/LIGNITE/PEAT ETC		8383		13899
270720	TOLUOLE (TOLUENE)		6100		
270730	XYLOLE (XYLENES)	177367	1075751	190000	1481409
270750	OTH STOCK FOR CARBON BLACK	48051	220647	25981	195951
270791	CREOSOTE OILS		2391		1611
270799	OTH OIL /PROD DISTLION COALTAR	74247	470430	130729	937521
271019	KEROSENE,INCL KER.TY. JET FUEL	1397041	13676842	1297003	10314812
271129	OTH GAS HYDROCARBON GAS STATE	1302	33037	1005	3698
271210	PETROLEUM JELLY	26710	416492	6878	187495
271220	PARAFIN/WAX,CONT WT<0.75%OIL	14858	275656	31971	236627
271390	OTH RESIDUE PETROLEUM BITUMEN		3575		3282
271500	BITUMEN MIXTURES,NATURAL	4231	34356	816	42324
271600	ELECTRICAL ENERGY	846392	3214668		
280120	IODINE	1168	141047	17199	206382
280200	SULPHUR,SUB/PRE COLLI.SULPHER		1010	1489	5319
280300	CARBON(INCL CARBON BLACK)NES	246890	1460674	173376	823327
280410	HYDROGEN.		1714	100	29881
280421	ARGON	7984	51520	5640	39149
280429	OTHER, RARE GASES.	10588	94457	10704	72894
280430	NITROGEN	65	4488	292	2233

Contd.

10.11 Imports by Economic Categories (Detail)

(In Thousand Rupees)

Items		March, 2016	From July, 2015	March, 2015	From July, 2014
280440	OXYGEN		1742		1186
280450	BORON, TELLURIUM				5
280461	SILICON CON & 99.99% BY WEIGHT		9171		10759
280469	OTHER SILICON	1755	39254	8055	14243
280470	PHOSPHORUS	11649	50695	1091	62888
280480	ARSENIC		13692		13470
280490	SELENIUM	2304	48033	15600	120425
280511	SODIUM	195	197		2
280512	CALCIUM		8494		7977
280519	OTHER ALKALI METALS	6112	50800	1592	25043
280540	MERCURY	2454	8262	6902	23320
280610	HYDROGEN CHLORIDE (HCL ACID)	203	9558	174	3178
280620	CHLOROSULPHURIC ACID				2
280700	SULPHURIC ACID; OLEUM		1858		1781
280800	NITRIC ACID;SULPHONITRIC ACIDS	6905	89789	11991	89256
280910	DIPHOSPHORUS PENTAOXIDE		8178		4728
280920	PHOSPHORIC/POLPHOSPHORIC ACIDS	2155266	22705927	1940700	20153189
281000	OXIDES OF BORON;BORIC ACIDS	14123	212072	10914	186868
281111	HYDROGEN FLUORIDE		7297	615	6584
281119	OTHER INORGANIC ACIDS.	2921	87315	18326	108524
281121	CARBON DIOXIDE		1015	12554	120520
281122	SILICON DIOXIDE (SILICA)	53851	549025	53733	497633
281129	OTH INORGANIC OXYGEN COMPOUNDS	644	15721	62	11818
281210	CHLORIDES AND CHLORIDE OXIDES		143		76
281290	OTH HALIDE/HALIDE OXIDES	1894	18196	3179	10772
281310	CARBON DISULPHIDE		4		13
281390	OTH SUPHIDE OF NON-METALS		8375		
281410	ANHYDROUS AMMONIA	446	1932	2691	2691
281420	AMMONIA IN AQUEOUS SOLUTION	3597	28631	2346	9329
281511	SODIUM HYDROXIDE SOLID	2230	83549	9806	112752
281512	SODIUM HYDROXIDE AQUEOUS SOL	658	2748	543	2189
281520	POTASSIUM HYDROXIDE (CAUSTIC)	26106	139202	19868	256958
281530	PEROXIDES OF SODIUM/POTASSIUM		137	3892	3960
281610	HYDROXIDE/PEROXIDE OF MAGNESUM	6731	42533	7158	40458
281640	STRONTIUM,OXIDE,H-OXIDE,PEROXI		5621	4	969
281700	ZINC OXIDE;ZINC PEROXIDE	5952	177327	8486	170771
281810	ARTIFICIAL CORUNDUM NOT DEFIN		25789	3638	22716
281820	ALUMINIUM OXIDE O/T ARTIFICIAL	24467	139853	23583	210021
281830	ALUMINIUM HYDROXIDE	47882	362477	42144	331305
281910	CHROMIUM TRIOXIDE	32963	103009	9807	103318
281990	OTH,CHROMIUM OXIDES&HYDROXIDE		4936		5266
282010	MANGANESE DIOXIDE	4000	21400	3245	20260
282090	OTHER, MANGANESE OXIDES	854	5991		16570
282110	IRON OXIDES AND HYDROXIDES	65630	470488	55346	400623
282120	EARTH COLOURS	33	3206		
282200	COBALT OXIDE & HYDROXIDE	5658	72611	12883	49644
282300	TITANIUM OXIDES.	30001	213513	3500	182292
282410	LEAD MONOXIDE(LITHARGE,MASICOT	14336	36953	1244	10938
282490	OTHER, LEAD OXIDES	216	27809		1269
282510	HYDRAZINE,YDROXYLAMINE SALT	13745	75032	9691	53017
282520	LITHIUM OXIDE AND HYDROXIDE	27	11457	1532	7712
282530	VANADIUM OXIDES AND HYDROXIDES		1303		6365
282540	NICKEL OXIDES AND HYDROXIDES		364	6986	6986
282550	COPPER OXIDES AND HYDROXIDES				612
282560	GERMANIUM OXID/ZIRCONIUMDIOXID		151		2
282570	MOLYBIDENIUM OXIDES/DIOXIDES		41		439
282580	ANTIMONY OXIDES	26779	60126	16040	52440
282590	OTH INORGANIC BASE/METAL OXIDE	2253	9493	733	35738

Contd.

10.11 Imports by Economic Categories (Detail)

(In Thousand Rupees)

Items		March, 2016	From July, 2015	March, 2015	From July, 2014
282619	OTHER, FLOURIDES	664	16535	8	20631
282630	SODIUM HEXAFLOROALUMINATE		26		151
282690	OTHER,COMPLEX FLUORINE SALTS	251	7133	1538	9522
282710	AMMONIUM CHLORIDE	12899	75855	2821	47723
282720	CALCIUM CHLORIDE	16695	82111	9687	68082
282731	CHLORIDES OF MAGNESIUM	2878	27506	1545	21049
282732	CHLORIDES OF ALUMINIUM	785	4521	46	39160
282735	CHLORIDES OF NICKEL	4076	24587	4466	20377
282739	OTHER CHLORIDES:	5560	99417	3841	109628
282741	CHLORIDE OXIDE/HYDROXIDE COPER	4283	4363	66	630
282749	OTH CHLORIDE OXIDE/HYDROXIDES		2462		954
282751	SODIUM POTASIUM BROMOMIDES		6325		3621
282759	OTH BROMIDE/BROMIDE OXIDE	40881	129697	24	12192
282760	IODIDES AND IODIDE OXIDES	1735	17203	6617	22710
282810	COM CAL HYP (BLEACHING POWDER)				8
282890	OTH HYPOCHLORITES/HYPOBROMITES	3748	46818	1434	42038
282911	CHLORATES OF SODIUM	3512	21316	1305	20354
282919	OTH CHLORATES/PERCHLORATES	21144	360519	13382	393069
282990	OTH BROMATES/PERBROMATE/IODATE	59	30055	87	43072
283010	SODIUM SULPHIDES	32539	701544	38845	790038
283090	OTH, SULPHIDES, POLYSULPHIDES		160		2888
283110	SODIUM DITHIONITE,SULPHOXYLATE	66093	791299	72521	918081
283190	OTH DITHIONITE & SULPHOXYLATE	53616	421438	33938	456945
283210	SODIUM SULPHITES(NEUTRAL)	21504	236295	19407	300869
283220	OTHER SULPHITES	1861	9165	3099	11114
283230	THIOSULPHATES	626	7958	648	7321
283311	DISODIUM SULPHATE	109484	1000199	64596	1053800
283319	OTHER SODIUM SULPHATES	3625	16853	1536	32401
283321	MAGNESIUM SULPHATE(EPSOM SLATE	2141	23535	636	15355
283322	SULPHATES OF ALUMUNIUM	3871	62510	10904	69191
283324	SULPHATES OF NICKLE	9755	67706	3829	56530
283325	SULPHATES OF COPPER	9913	92439	23809	99193
283327	SULPHATES OF BARIUM	5525	52954	9519	42642
283329	OTHER SULPHATES	44136	696932	198863	1032857
283330	ALUMS	18	2029		396
283340	PEROXOSULPHATES(PERSULPHATES)	9689	43222	289	22787
283410	NITRITES	1227	64662	21	41503
283421	NITRATES OF POTASSIUM	8640	97005	2311	47391
283429	OTHER, NITRATES	7707	81851	11153	54137
283510	PHOSPHINATES & PHOSPHONATES	651	6671	628	29751
283522	PHOSPHATES OF MONO-OR DISODIUM	29292	178269	15509	150085
283524	PHOSPHATES OF POTASSIUM	2822	25501	6178	34669
283525	CALCIUM HYDROGEN-ORTHOPHOSPHAT	83800	799022	32101	647803
283526	OTH CALCIUM PHOSPHATE (PURE)	12026	213604	2497	287243
283529	OTHER, PHOSPHATES	4812	25997	5568	47257
283531	SODIUM TRIPHOSPHATE	81856	629338	20174	600119
283539	OTHER, POLYPHOSPHATES	32275	267682	19961	253020
283620	DISODIUM CARBONATE NATURAL	58130	846073	48049	1110585
283630	SODIUM HYDROGEN CARBONATE	20160	187253	5831	85757
283640	POTASSIUM CARBONATE	2625	90406	21625	178875
283650	CALCIUM CARBONATE	7485	122477	11711	136466
283660	BARIUM CARBONATE	16907	190364	3330	98956
283691	LITHIUM CARBONATE		3228	487	2729
283692	STRONTIUM CARBONATE	14	28		160
283699	OTHER, CARBONATES	63038	450604	50903	441049
283711	CYANIDES OF SODIUM		53916		68109
283719	OTH CYANIDE/OXIDES		3835		3236
283720	COMPLEX CYANIDES	134	1288	31	467

Contd.

10.11 Imports by Economic Categories (Detail)

(In Thousand Rupees)

Items		March, 2016	From July, 2015	March, 2015	From July, 2014
283911	SODIUM METASILICATES	2152	19658	2305	9584
283919	OTHER, SILICATES	2056	11701	252	7802
283990	OTHER, METAL SILICATE	1165	26953	954	31236
284011	SODIUM TETRABORATE ANHYDROUS		30		412
284019	OTH DISODIUM TETRABORAT(REFINE	25469	209180	1339	157105
284020	OTHER, BORATES		13969		1007
284030	PEROXOBORATES (PERBORATES)		627	86	1822
284130	SODIUM DICHROMATE	32947	272311	25187	302365
284150	OTH CHROMATE DI/PER CHROMATES	4058	14470	168	7855
284161	POTASSIUM PERMAGANATE		33604	4871	22675
284169	OTH MAGANITE MAGANATE/PERMAGAN		69		30
284170	MOLYBDATES	1008	3305	220	3123
284180	TUNGSTATES (WOLFRAMATES)		23		471
284190	OTH,SALT OXOMETALIC/PEROX ACID	824	10131	866	4845
284210	DOUBLE OR COMPLEX SILICATES.	14083	149468	9250	127194
284290	OTHER SALTS OF INORGANIC ACIDS	9271	115694	2313	8538
284310	COLLOIDAL PRECIOUS METALS				92
284321	SILVER NITRATE.	249	4264	30	1886
284329	OTHER,SILVER COMPOUNDS	5355	12590	1245	10585
284330	GOLD COMPOUNDS.		25	12	283
284390	OTHER COMPOUNDS,AMALGAMS	24	1869		1317
284410	NATURAL URANIUM,ITS COMP ALLOY		771		548
284430	URANIUM DEPLET THORIUM IT COMP		66		
284440	RADIOACTIVE EL/ISOTOP COMP ALY	8175	157997	12370	102951
284450	SPENT FUEL EL NUCLEAR REACTOR				653
284590	OTH ISOTOPES & THEIR COMPOUNDS	429	1177		249
284610	CERIUM COMPOUNDS.		10674		125
284690	OTH RARE EARTH METAL COMPOUNDS	107	6252		195
284700	HYDROGEN PEROXIDE SO-WITH UREA	15930	158926	28305	250154
284910	CALCIUM CARBIDES	81456	412021	105921	655942
284920	SILICON CARBIDE	7005	33303	3231	30442
284990	OTHER CARBIDE	100	209		544
285000	HYDRIDE,NITRIDE,AZIDE,BRMD ETC	182	12301	269	2734
285210	INORG/ORGANIC COMP OF MERCURY	4967	48482	6740	32293
285290	OTH INORG/ORGA COMP-MERCURY		9821		2753
285300	OTH INORGANIC COPM AMALGAMS	154	2575	15	4408
290899	OTH SULPHONATED DER OF PHENOLS	17705	85794	3801	58020
290911	DIETHYL ETHER			329	556
290919	OTHER, ACYLIC ETHER	228	15133		20111
290920	CYCLANIC,CYC ETHER HALOGEN DER	6949	9643	791	1495
290930	AROMATIC ETHER HALOGEN SULPH'T	9067	86579	3701	74388
290941	2,2-OXYDIETHANOL(DIETHYL GLYCL	117184	674529	99261	625357
290943	MONOBUTYL ETHER,ETHYLEN GLYCOL	22398	125492	13242	90188
290944	MONOALKYL ETHER,ETHYLEN,GLYCOL	35982	351518	71523	299590
290949	OTH,ETHERS THEIR DERIVATIVES	23568	251361	7773	248205
290950	ETHER-PHENOLS,ETHERALCH PHENOL	6247	28219	1205	23885
290960	ALCH PEROXID,ETH PEROXID,KETON	35776	218380	24185	216421
291010	OXIRANE (ETHYLENE OXIDE)	1871	9059		11515
291030	1-CHLORO-2,3-EPOXYPROPANE	9107	58310	7872	42955
291090	OTH,EPOXIDE,EPOXYALCH,EPOXYPHL	1391	10922	734	5631
291100	ACETAL HEM/ACETAL,OXYFUNC HEL		1237	83	402
291211	METHANE WITHOUT OTH OXYGN FUNC	1245	9407		4317
291212	ETHANE WITHOUT OTH OXYGEN FUNC		846	301	1392
291219	OTH,ACYCLIC ALDEHYD W/O OTHOXY	18475	109130	1637	123578
291221	BENZALDEHYDE W/O OTH OXY FUNC	159	4576		174
291229	OTH CYCLIC ALDEHYD W/O OXY FUN	5339	21919	2519	29209
291241	VANILLIN(4-HYDROXY-3-METHOXYBZ		82125	10329	57337
291242	ETHYLVANILIN(3-ETHOXY-4HYDROXY		14390	9705	25456

Contd.

10.11 Imports by Economic Categories (Detail)

(In Thousand Rupees)

Items		March, 2016	From July, 2015	March, 2015	From July, 2014
291249	OTH ALDEHYDE-ETHER/PHENOL/OXYG	192	3676	368	3200
291260	PARAFORMALDEHYDE	5956	44513	3097	40049
291300	HALOGEN,SULPHONAT,NITRAT DERV		31	241	288
291411	ACETONE	1629	42088	362	57810
291412	BUTANONE(METHYL ETHYL KETONE)	10045	259512	24472	319637
291413	4-METHYLPENTAN-2-ONE	2787	23998	3483	36996
291419	OTH,ACYCLIC KETONE W-OUT OXY-F	251	1380	616	1749
291422	CYCLOHEXANONE,METHYLCYCLOHEXON	2662	92654	18292	131155
291423	IONONES AND METHYLIONONES	933	2275	192	4075
291429	OTH,CYCLANIC ETC W/O OTHOXYGN	2263	17389	840	12883
291431	PHENYLACETONE(1-PHENYLPROPAN-2			943	1876
291439	OTH,AROMATIC KETONE W/O OXYGEN	563	3830		2389
291440	KETONE-ALCOHOL KETONE-ALDEHYDE	8744	59731	2531	48403
291450	KETONE-PHENOL/KETONE W/O OXYGN	554	19241	880	16435
291461	ANTHRAQUINONE				499
291469	OTHER QUINONES	577	42946	2663	46358
291470	HALGENATDED,SULPHONATED,DERIVA	10	1579	410	6473
291899	OTH INDREDIENTS FOR PESTICIDES	56017	424908	33396	378242
291910	TRIS(2,3-DIBROMOPROPLY)PHOSPHA		5		1048
291990	OTH PHOSPHORIC ESTER/SALT/DERI	3259	46304	5672	61280
292019	OTH THIOPHOSPHORICESTERS, DERI		268		
292090	OTH ESTER OTH INORGANIC ACID	9680	128773	15873	99249
292111	METHYLAMINE,DI/TRI & ITS SALT	7745	70051	8202	75693
292119	OTH ACYCLIC MONOAMIN/DERV/SALT	1516	33693	3292	26522
292121	ETHYLENEDIAMINE AND ITS SALTS	11891	70565	10679	67037
292122	HEXAMETHYLENEDIAMINE/ITS SALTS		3330		2816
292129	OTH ACYCLIC POLYAMIN/DERV/SALT	15720	38666	5413	24856
292130	CY-CLANIC,LENIC LOTERPENI/SALT	13912	61477	11002	52661
292141	ANILINE AND ITS SALTS		12027	3328	29439
292142	ANILINE DERIVATIVES/ITS SALT	6990	200351	27912	242879
292143	TOLUIDINE/ITS DERIVATIV/SALT	34197	69427	24936	51468
292144	DIPHENYLAMINE/ITS DERIV/SALT	253	817		
292145	1,2-NAPTHYAMINE/ITS DERIVATE	9459	48491	2922	29496
292149	OTH,AROMATIC MONOAMIN DER/SALT	103099	710960	11869	305192
292151	0,M,P-PHENYLENE,DIAMINE SALT	15691	240728	19801	236247
292159	OTH AROMATIC POLYAMIN DER/SALT	8405	80298	1731	139071
292211	MONOETHANOLAMINE AND ITS SALTS	2130	46843	2936	42210
292212	DIETHANOLAMINE AND ITS SALTS	32	55478	46372	87553
292213	TRIETHANOLAMINE AND ITS SALTS	53	56317	12932	31783
292219	OTH AMINO-ALCH ETHER/ESTR/SALT	175605	1012045	150357	1398340
292221	AMINOHYDROXYNEPHLENE ACID/SALT	7178	188948	18700	180214
292229	OTH AMINO NAPTHOL/PHENOL ETHER	99787	565069	83733	678568
292231	AMINO ALDEHYDES AMINO KETONES		1468		
292239	OTH AMINO ALDEHYDES	20814	106448	4641	54217
292241	LYSINE/ITS ESTER SALT THEREOF	250639	1972268	90893	1846297
292242	GLUTAMIC ACID AND ITS SALTS	85948	1939107	140079	1220983
292243	ANTHRANILIC ACID AND ITS SALTS		319		
292249	OTH AMINOACID/ESTER O/T OXYFUN	211116	2573363	227884	2155259
292250	AMINO-ALCHL/ACIDPHENOL/IT COMP	111723	890728	72707	1189511
292310	CHOLINE AND ITS SALTS	9073	24368	4362	24164
292320	LECITHIN/OTH PHOSPHOAMINOLIPID	22722	159871	17105	141547
292390	OTH QU-AMMONIUM SALT/HYDROXID	49461	329761	20442	466076
292412	FLUOROACETAMIDE(ISO)MONOCROTO				354
292419	OTH AMIDE COMP,CARBONIC ACID	26103	466935	46253	561402
292421	UREINES/DERIV/SALT THEREOF	653	22536	3683	71307
292424	ETHINAMATE (INN)				709
292429	OTH CYCLIC AMIDE DERIV/SALTS	201061	1723365	260661	1464464
292511	SACCHARIN AND ITS SALTS	51595	249339	30632	222176

Contd.

10.11 Imports by Economic Categories (Detail)

(In Thousand Rupees)

Items		March, 2016	From July, 2015	March, 2015	From July, 2014
292519	OTH IMIDE/DERIV/SALT THROF	635	17560	1354	18564
292521	CHLOIMEFORMRD (ISO)		896	1076	1076
292529	DIPHENYL-GUANIDINE	81326	455577	29401	399153
292610	ACRYLONITRILE	3828	22937	6738	30320
292620	1-CYANOGUANIDINE(DICYANDIAMIDE	6059	41426	2540	48765
292690	OTH,NITRILE-FUNCTION COMPOUNDS	464732	4749417	253969	2583779
292700	DIAZO-,AZO-/AZOXY-COMPOUNDS	32515	206800	21688	166681
292800	ORGANIC DERV,HYDRAZIN/HYDOXY	18211	68660	4633	63292
292910	ISOCYANATES W-NITROGEN FUNCTIO	198037	2315211	407196	2714486
350790	OTH ENZYMES/PREP ENZYMES	257917	1989333	192408	1669723
360200	PREP EXPLOSIVE O/T POWDER	26153	72002		11046
381590	OTHER CATALYTIC PREPARATIONS	36893	645122	28638	418862
401039	TRANS SYS.BELT OTH 150-198 CM	14210	156686	15524	151003
401110	NEW PNEUM TYRES FOR MOTOR CARS	293223	2588926	189042	1551191
401120	NEW PNEUM TYRES FOR BUS/LORRY	1376468	18034907	1341541	15574937
401130	NEW PNEUM TYRES RUB AIRCRAFTS	20423	254332	2974	128970
401140	NEW PNEUM TYRE RUBB MOTORCYCLE	2954	26406	4907	62450
401150	NEW PNEUM TYRE RUBB BICYCLES	1060	24620	3218	30298
401161	TYRE AGRICULTURE VEH/MACHINE	184783	1478727	198917	1138539
401162	TYRE INDUSTRIAL VEH=61 CMS		866		376
401163	TYRE INDUST/CONS VEH>61 CMS	3247	7720		9460
401169	OTHER TYRE HERRING BONE	495	4731		3171
401192	OTHER TYRE AGRICULTURE/MACH	395	3625		697
401193	OTH TYRE INDUSTRIAL VEH=61 CM	1574	18842	791	22060
401194	OTH TYRE INDUSTRIAL VEH>61 CM		3028	440	3623
401199	OTH TYRE NEW PNEUMATIC RUBBER	99590	639642	72228	555006
401211	RETREATED TYRES FOR MOTORCARS	1861	2049		
401212	RETREATED TYRE FOR BUSES/LORRY		77		159
401213	RETREATED TYRE FOR AIRCRAFTS	114	10995		19722
401219	OTHER RETREATED TYRE OF RUBBER	466	876		19
401220	USED PNEUMATIC TYRES OF RUBBER		91	83	83
401290	OTH USED PNEUMATIC TYRE RUBBER	5952	30703	2460	34398
401310	INNER TUBES,OF MOTOR CAR/BUSES	6151	127086	12391	113018
401320	INNER TUBES FOR BICYCLES		22715	539	25808
420340	OTHER CLOTHING ACCESSORIES	28248	119138	6339	179754
440290	OTH WOOD CHARCOAL NOT AGGLOMER	1325	17733	1066	9509
440500	WOOD WOOL;WOOD FLOUR.	1213	7317		19
440690	OTH RAILWAY SLEEPERS OF WOOD		2174		3020
440710	CONIFEROUS WOOD SPECI SAW/CHIP	6812	23097	1176	5425
440721	MAHOGANY (SWIETENIA SPP) TROP		3194		
440725	TROPICAL WOOD DARK RED MERANTI	31367	278605	24301	209293
440726	TROPICAL WOOD WHITE LAUAN ECC	22325	276646	17169	189765
440727	SAPELLI	2764	6890		
440729	OTH TROPICAL WOOD NON-CONF SAW	484173	3332699	476685	3762338
440791	OAK WOOD,SWAN/CHIPPED LEN WISE	1092	14101	1255	12228
440792	BEECH WOOD SWAN/CHIPPED L/WISE	10771	53523	10310	92682
440794	OTH TROPICAL WOOD OF CHERRY		705		
440795	OTH TROPICAL WOOD OF ASH	51796	460028	35015	498542
440890	OTH.LAMINAT WOOD SAWN.SLICED6M	6074	120252	11648	103707
440910	WOOD CONIFEROUS SPECIES SHAPED		660		386
440921	WOOD NON-CONIFEROUS OF BAMBOO		767		863
441700	TOOLS/BODIES/HANDLE OF WOOD	2374	6088	2209	4874
441810	WINDOWS FRENCH WINDOWS & FRAME	716	862	1525	1546
441820	DOORS FRAMES AND THERSHOLDS	17586	159915	7830	74086
441840	SHUTTERING FOR CONCRETE C/WORK	237	10789		20088
441872	OTH MULTILAYER FLOORING PANELS		83		1382
441879	OTH ASSEMBLED FLOORING PANELS		39324	139	10114
551694	W-FAB ART FIB<85%WT O/FIB PTIN	170381	2934447	153662	3564552

Contd.

10.11 Imports by Economic Categories (Detail)

(In Thousand Rupees)

Items		March, 2016	From July, 2015	March, 2015	From July, 2014
560121	OTH ARTICLES OF COTTON WADDING	402	5616	762	9140
560122	OTH WADDING OF MAN-MADE FIBRES	56	5185		2635
560129	OTHER, WADDING ARTICLES	10	25553	2933	21339
560600	GIMPED YARN,AND STRIP AND LIVE	8069	468355	29413	340874
560721	BINDER/BALER TWINE OF SISAL	338	14278	1170	7487
560729	OTH,TWINE,CORDAGE,ROPE&CABLE	966	16272	3317	17220
560741	BINDER/BALER TWINE OF POLYTHNE	12859	21415	5132	29102
560749	OTH TWINE,CORDAGE,ROP,CAB POLY	4249	108220	8340	78110
560750	TWINE,CORDAGE,ROPE,OTH SYN FIB	10295	60959	6693	53185
560790	OTH,TWINE,CORDAGE,ROPE & CABLE	2754	59379	10341	40499
560811	FISHING NETS MAN-MADE TEX MAT	16956	354516	23810	422634
560819	OTH, MADE UP NETS OF TEX MAT	10399	148004	7182	84910
560890	OTH,NOTTED NETS/NETTING ROPE	34245	61028	4103	36989
591000	TRANSMISON CONYOR BELT TEX MAT	13578	124536	12610	140104
591110	TEX FAB,FELT & FELT-LINED FAB.	12889	184232	15140	178357
591120	BOLTING CLOTH,WHET/NOT MADE UP	1475	35057	7928	34448
591131	TEX FAB & FELTS,< 650G/SQM .	6873	50970	1830	32637
591132	TEX FAB & FELTS,>O650G/SQM .	14337	237928	23150	301196
591140	STRAINING CLOTH USEDOIL PRESS		3773	827	1890
670490	WIGS,BEARD,EYE-BROW OF OTH MAT	159	1748	152	1539
680100	ARTICLE OF STONE PLAS CEMET		7		6339
680210	TILES CUBES AND SIMILAR ARTICL	46	61		4684
680221	OTH MONUMENTAL BUILD STONE/ART	41383	289598	18974	217896
680223	GRANITE	99459	1043333	133605	967868
680229	OTHER STONE		905		1914
680291	OTH MARBL TRAVERTIN&ALABASTER	78	10886	575	6275
680292	OTHER CALCAREOUS STONE	163	163		
680293	OTHER GRANITE		6457	2954	90762
680299	OTHER STONE	328	8727		6385
680690	OTH ARTICLE OF HEAT INSULATING	3856	65504	18394	71631
680710	ARTICLE OF ASPHALT IN ROLL	521	17011	183	7434
680790	OTH ARTICLE OF ASPHALT MATERL	23	2334		4504
681099	OTH ARTICLE OF CEMENT	13339	17140	1183	6825
681140	ARTICLES CONTAINING ASBESTOS		138	20	20
681181	CORRUGATED SHT NOT CON ASBESTO		582	6	6
681182	O-SHT,PANEL,TILES,NOT CON ASBE	4639	126167	8066	44411
681599	OTH ARTICLE OF STONE OTH MINRL	2152	40329	9862	47247
690100	BRICK , TILE OF SILI FOSSIL	698	4388	205	3325
690210	REF BRICK,TILE>50%MG,CA	81861	785362	72254	992439
690220	CERAMIC>50%SILICA,ALUM	12023	367885	48359	266318
690390	OTH REFRECTORY CERAMIC GOODS	7830	89844	19565	114704
690410	CERAMIC BUILDING BRICKS				1104
690490	OTH C/FLOORING BLOCKS F/TILE	51	13592	1583	5155
690510	ROOFING TILES		5816		331
690590	OTH CHIMNEY-POTS,COWLS,ETC.		121		7264
690600	CERAMIC PIPES CONDUITS&FITING				3663
690710	TILES CUBES ETC W/N RECT<7CM	4808	31604	2105	62803
690790	OTH,UNGLAZED CERAMICS	397392	3362200	211302	3747484
690810	TILES CUBES AND SIMILAR ARTICL	202312	284122	7008	43237
691490	OTH CERAMIC ARTICLES O/TH PORN	1302	18100	76	59529
700100	CULLET AND OTH WAST&SCRAP,GLAS		4139		2018
700210	BALLS IN GLASS UNWORKED		21786	1053	22646
700220	RODS IN GLASS UNWORKED			83	653
700231	TUBE,FUSED QUARTZ/SILICA,UNWOR			93	281
700232	TUBE OF OTH GLASS UNWORKED		3071	2050	2464
700239	OTHER, TUBES IN GLASS	52706	461445	74727	418115
700312	NON-WIRED SHEETS COLOURED,FLAS	2533	121072	16910	163689
700319	OTH NON WIRED SHEETS OF GLASS	3036	62377	14989	131839

Contd.

10.11 Imports by Economic Categories (Detail)

(In Thousand Rupees)

Items		March, 2016	From July, 2015	March, 2015	From July, 2014
700320	WIRED SHEETS GLASS		8889		5271
700330	PROFILES OF GLASS		3054		28
700420	GLASS COLOURED OPACIFIED FLASH		522		
700490	OTHER GLASS	13037	44699	4974	86615
700510	NON-WIRED GLASS HAVE ABSORBENT	13554	205069	10118	152237
700521	NON-WIRED GLASS COLOURED,OP/FE	25195	122133	11995	81402
700529	OTHER, NON-WIRED GLASS	16311	169669	8915	135240
700530	WIRED GLASS				825
700600	GLASS BENT, EDGE-H-70.03,04,05	11231	157671	8483	32834
700711	THOUGHENED SAFTY GLASS FOR VES	19530	215191	8900	170776
700719	OTH THOUGHENED SAFTY GLASS	79709	247607	28475	219749
700721	LAMINATED SAFTY GLASS VEH/VESL	11821	95722	10780	124103
700729	OTHER, LIMINATED SAFETY GLASS	2211	77142	4434	118915
701090	OTH CARBOYS BOTT,FLASK,JAR,POT	73340	673628	51463	664783
701110	FOR ELECTRIC LIGHTING	4968	74002	6830	32701
701400	SIGNALLING GL-WARE,OPTCAL ELEM	1322	9560	775	40065
701510	GLASS FOR CORRECTIVE SPECTACLE		1603	1275	3458
701610	GLASS CUBES/OTH SMALLWARE	2947	40656	6084	45725
701919	OTH YARN OF GLASS FIBRE/THREAD	7485	28604	258	18215
701931	GLASS MATS	56339	328792	26742	264663
701932	THIN SHEETS (VOILES)	65716	426843	63897	299500
701959	OTH WOVEN FABRICS	1787	27992	2027	46422
710210	UNSORTED, (ROUGH) DIAMONDS		3902		4172
710490	OTH SYN/RECONSTI SEM/PRE STONE		16856		15648
711890	OTHER COIN		3728	16	427
720110	NON-ALLOY PIG IRON<0.5% PHOSP	58812	785563	121287	586266
720120	NON-ALLOY PIG IRON>0.5% PHOSP		1496		12918
720211	FERRO-MANGANESE CONT 2% CARBON	95082	580192	43954	583124
720219	OTH FERRO-MANGANESE	3801	27117		161063
720221	FERRO-SLICON CONT >55% SILICON	11215	314061	29370	559392
720229	OTH FERRO-SILICON	18446	92009	5009	87093
720230	FERRO-SILICO-MANGANESE	169404	1499442	98011	1489219
720241	FERRO-CHROMIUM CONT >4% CARBON	3132	17413	1812	20430
720249	OTH FERRO-CHROMIUM	267	17578	2044	22120
720270	FERRO-MOLYBDENUM		9168		9553
720280	FERRO-TUNGSTEN&FERRO-SIL-TUNGS	212	2236		1787
720291	FERRO-TITANIUM/FERO-SILI TITAN	56	292		
720292	FERRO-VANADIUM		395		
720293	FERRO-NIOBIUM	214	931		671
720299	OTHER FERRO-ALLOYS		3558	4829	12551
720310	FEROUS PROD BY DIR RUD IRONORE				629
720390	OTH FERROUS PRODUCTS				12
720410	WASTE/SCRAP OF CAST IRON	21186	117047	3051	82445
720421	WASTE/SCRAP OF STAINLESS STEEL	17249	305292	47896	313176
720429	WASTE/SCRAP OF OTH ALLOY STEEL		6313	1070	2343
720430	WASTE/SCRAP TINNED IRON/STL	356475	3072485	305084	2918073
720441	TURNING,SHAVING,MILLING WASTE	4505313	33523686	4195709	30040411
720449	OTHER FERROUS WASTE AND SCRAP	4699345	43870865	4157458	42754519
720450	REMELTING SCRAP INGOTS		17220		
720510	GRANULES OF PIG IRON	5485	58740	7612	42990
720529	OTH POWDER PIG IRON&SP IRON/ST	4455	47973	6047	41140
720690	OTHPRIM FORM (EXCL H-72.03)		61		2911
720711	CONT 0.25% CARBON,IRON/N-ALY/S	150287	2187582	121816	3973133
720712	OTH RECTANGULAR CROSS SECT I/S	27218	27218		5559
720719	OTH SEMI/FIN PROD IRON/N-A.STL		300178		246
721790	OTH WIRE OF IRON/NON-ALOY-STEL	23890	234312	27951	288637
721810	INGOTS & OTH PRI FORM ST/STEEL		424		
722300	WIRE OF STAINLESS STEEL	10053	122636	4694	113689

Contd.

10.11 Imports by Economic Categories (Detail)

(In Thousand Rupees)

	Items	March, 2016	From July, 2015	March, 2015	From July, 2014
722410	INGOTS OTH PRI-FORM OTH A/STEL		2948		1180
732599	OTH CAST ARTI OF I/S NES	32357	311019	37800	138774
732611	GRIND BALL&SIMI ARTI FOR MILLS	21	230		1523
732690	OTH ARTICLES OF IRON & STEEL	458906	3242392	329137	2507439
740100	CEMENT COPPER (PRECIPITATED)		1608		
740200	UN-REFINED CODDER, COPP ANODES		1193		2639
740311	REFIND COPPER,CATHODES&SECTIN	1017630	6936294	367140	5811247
740312	REFINED COPPER WIRE-BARS		13		149
740319	OTHER, REFINED COPPER	3102	15530	403	16200
740321	COPPER-ZINC BASE ALLOYS(BRASS)		15412	83	109
740322	COPPER-TIN BASE ALLOY (BRONZE)	3459	19204	3793	25266
740329	OTH COPPER ALLOYS(O/T H-74.05)		8480	3241	10477
740400	COPPER WASTE AND SCRAP	73623	632240	71343	640254
741999	OTHER, ARTICLES OF COPPER	1844	25298	1741	41632
750210	NICKEL, NOT ALLOYED	58154	710849	115226	609105
750220	NICKEL ALLOYS		1840	77	379
750890	OTHER, ARTICLES OF NICKLES	68341	547485	50237	474387
760110	ALUMINIUM, NOT ALLOYED	609878	4529926	359850	2558645
760120	ALUMINIUM ALLOYS	345895	2731312	225735	1360593
761699	OTHER,ARTICLES OF ALUMINUM	26582	1071592	38520	934510
780110	REFINED UN-WROUGHT LEAD	1131889	6897266	560688	6273735
780191	OTH UNWROUGHT LEAD CON ANTIMON		55955		
780199	OTH UNREFIND LEAD&LEAD ALLOYED	19520	145621	13946	132930
780600	OTHER ARTICLES OF LEAD.	3179	39491	1672	25299
790111	ZINC NOT ALLOYED WT=/>99.99%	172267	1648581	84777	930282
790112	ZINC NOT ALLOYED WT < 99.99%	36495	986692		941038
790120	ZINC ALLOYS	61988	489527	33814	259140
790700	OTHER ARTICLES OF ZINC.	11008	103294	7167	111322
800110	TIN, NOT ALLOYED	26468	278652	14631	421853
800120	TIN ALLOYS	2047	3323	789	3656
800700	OTHER ARTICLES OF TIN	4233	54109		283
810196	OTHER WIRE OF TUNGSTEN		8263	1969	10525
810199	OTHER ARTICLES OF TUNGSTEN	77	1598		1452
810296	OTHER MOLYBDENUM WIRE	19	2564	88	1339
810390	OTH TANTALUM&ARTICLES THEREOF		5088		
810411	UNWROUGHT MAGNESIUM BY WT99.8%	655	15078		9347
810419	OTH ARTICL UNWROUHT MAGNESIUM		8557		446
810490	OTHER ARTICLE OF MAGNESIUM		2287		2156
810520	COBALT MATTES& OTH PRODUCTS		49770		
810590	OTH INTERMEDIATE PRO OF COBALT	730	2530	836	84544
810600	BISMUTH&ATICL INCL WASTE,SCRAP		1899		
810720	UNWROUGHT CADIUM POWDER		2353		4750
810790	OTH CADMIUM,WROUGHT & ARTICLES	40	2879	187	767
810890	OTH TITANIUM WROUGHT&ARTICLES	113	32333	999	452439
810990	OTH ZIRCONIUM AND ARTICLES		2995		1435
811010	UNWROUGHT ANTIMONY POWDER	27643	451773	2661	491977
811090	OTH ANTIMONY ART INCL W/SCRAP		885		415
811100	MANGANES&ARTCL INC WASTE&SCRAP	44	5595	7541	31889
811221	CHROMIUM UNWROUGHT POWDER		673		
811229	OTH UNWROUG CHROMIUM INCL WAST	101	402		1090
811259	OTH THALIUM UNWROUGH INCL WAST				2488
811299	OTH BASE METAL UNWROUGH&ARTICL	28	170		34
961900	SANITARY TOWEL&TAMPON&SIMILAR	644065	10772090	626746	8690049
	3. CAPITAL GOODS TOTAL	123679372	1058558031	100518069*	898651504
10611	MAMMALS		100		
10614	RABBITS AND HARES			33	54

Contd.

10.11 Imports by Economic Categories (Detail)

(In Thousand Rupees)

Items		March, 2016	From July, 2015	March, 2015	From July, 2014
10619	OTHER MAMMALS	9664	16313		17711
10620	RAPTILES (INCL.SNAKES&TURTLES)		443		1153
10631	BIRDS OF PREY	390	1291	113	1031
10632	PSITTACIFORMES(INCL.PARROTS)	8432	69549	8257	72301
10633	OSTRICHES,EMUS(DROMAIUSNOVAEH)		553		
10639	OTHER BIRDS	351	1522	455	5668
10641	INSECTS		8600		3632
10690	OTHER LIVES ANIMALS	2947	18386	1801	17723
621790	PARTS OF GAR/CLOTH ACCESSORI	1219	4994	411	8661
680300	WORKED SLATE/ARTICLE OF SLATE	116	219	12	12
680410	MILL STONE AND GRIND STON MIL	14771	166291	25183	193163
680421	OTH MILLSTONE OF AGGLOMER SYNT	3638	71551	5500	67172
680422	MILL STONE AND GRIND STONE/OTH	98162	851104	82297	649067
680423	OTH MILLSTONE OF NATURAL STONE	6109	33189	2951	29831
680430	HAND SHARPENING POLISH STONE	1088	24715	439	9912
680510	BASE OF WOVEN TEXTILE FABRICS	33286	355081	31246	291627
680520	ON BASE OF PAPER OR PAPERBOARD	23092	197546	26886	175262
680530	ON BASE OF OTHER MATERIALS	35044	265632	18678	120884
680610	SLAG WOOL ROCKWOOL MINERAL WOL	19238	86407	2159	165031
680620	EXFOLIATED VERMICULITE EXPEND	804	5751	64	5638
680800	PANELS,BOARDS,TILES BLOCKS ETC	5301	25208	2244	12332
680911	BOARDS,SHEETS,PANELS,TILES ETC	5773	93035	6658	59373
680919	OTH BOARDS,SHEETS,PANELS OF PL	4872	21583	4303	15709
680990	OTH ARTICLE OF PLASTICS	776	2516	986	6323
681011	BUILD BLOCK,BRICK OF CEMENT		195		161
681019	OTH ARTICLE TILE,FLAGSTONE ETC	8009	33022	1563	19115
681091	PREFABRICAT STRUCTURAL COMPONT	2208	2687		86713
681189	OTH ARTICLES NOT CON ASBESTOES	42	1298	38	6487
681291	CLOTHING ACCE OF ASBESTOES FIB	401	582		16
681292	PAPER MILLBOARDFELT ASBET FIBR		44	16	83
681293	COMPRESSD ASBESTOS FIB JOINING	16445	80701	17497	89878
681299	O-ARTI OF FABRICA ASBESTOS FIB	1927	21962	2260	20556
681320	FRICTION MATERIA CON ASBESTOES	23043	155888	16299	135718
681381	BRAKE LININGS&PADS VEH-H-8711	55053	414285	35525	257712
681389	O-BRAKE LINE&PADS NOT CON ASBE	2237	20086	7089	43257
681410	PLATES,SHEETS STRIPS OF AGLOM	506	5415	1438	5549
681490	OTH, ARTICLES OF MICA	922	6005	99	5012
681510	NON ELETICAL OF GRAPHITE	9388	141829	11893	113336
681520	ARTICLE OF PEAT OTH ARTICLE	158	1129	61	704
681591	CONTAIN MAGNESTIC DOLOMITE/CHR				36
690290	OTH REFERECTORY BRIK/BLOK TILE	1580	56539	2044	83441
690310	CERAMIC CON>50% GRAPHITE,CARB	5239	58117	8762	72986
690320	COLD TUNDISH LINING SLIDE GATE	15618	179665	14462	165180
690890	OTH GLAZED CERAMICS WALLTILES	969345	8964895	785505	5274675
690911	LAB CERM WARE PORCELAIN/CHINA	1103	2920		1961
690912	LAB CERM WARE HARD>9 MOH.SCALE	15566	21208		2029
690919	LAB CERAMIC WARE CHM/TECH USE	2041	51438	6270	37759
690990	OTH CERAMIC WARES AND SIMILARS	163	3256	67	6349
691010	CERAMIC SINK,ETC.FIXT PORCELIN	58226	577539	55882	443265
691390	OTH STATUTTES, ORNAMENT	120	4075	278	1398
691410	OTH CERAMIC ARTICLES OF PORCEL		14	1873	2173
710700	BASE METALS CLAD WITH SILVER		20		38
710812	OTH UNWROUGH(GOLD)NON-MONTERY	162972	2036808	159993	1630750
710820	MONETARY (GOLD)		42717		21946
711100	BASE-M-SILVER/GOLD,CLAD PLTNM				226
711230	ASH CONTAINING PRECIOUS METAL		155		
711810	COIN (O/T GOLD),NOT LEGAL TEND		3		18
720720	CONT 0.25% MORE OF CARBON I/ST		159695	39953	633831

Contd.

10.11 Imports by Economic Categories (Detail)

(In Thousand Rupees)

Items		March, 2016	From July, 2015	March, 2015	From July, 2014
720810	COILS, I/N-A-STEL-HOT ROLLED	63871	289710	38859	513732
720825	OTH C-HR-I/N-A-STL TH>4.75 MM	729	51071	11092	56941
720826	OTH C-HR-I/N-A-STLTH=3-4.75MM	3663	102182	2781	40844
720827	OTH C-HR-I/N-A-STL TH<3 MM	1383	48719	5718	241547
720836	OTH C-HR-I/N-A-STL TH>10 MM	37420	164763		269408
720837	OTH C-HR-I/N-A-STL TH4.75-10MM	118575	369708	40327	353622
720838	OTH C-HR-I/N-A-STL TH 3-4.75MM	104765	481725	21136	2038080
720839	OTH C-HR-I/N-A-STL TH<3 MM	2546566	16731828	1353403	8075482
720840	NOT IN COIL I/S H-ROL W/PATERN	205	508532	8085	29410
720851	OTH N/COIL I/S H-ROL TH>10 MM	101396	745795	43502	1124046
720852	OTH N/COIL I/S H-ROLTH>4.75-10	26973	130522	29487	140922
720853	OTH N/COIL I/S H-ROL TH>3-4.75	1122	71353	1893	74307
720854	OTH C-HR-I/N-A-STL TH<3 MM	15355	102927	5121	74780
720890	OTH FLT-ROL PROD IRON WD>600MM	235275	733015	3170	322334
720915	IN COIL I/S C-ROL TH 3MM/MORE	27287	456351	29183	575393
720916	IN COIL I/S C-ROL TH > 1 < 3MM	755867	5061896	255870	3634969
720917	IN COIL I/S C-ROL TH>0.5-1MM	517371	2715564	162720	2218486
720918	IN COIL I/S C-ROL TH > 0.5 MM	253704	1787076	263912	2250705
720925	NOT IN COIL I/S C-ROL TH 3MM/>	2341	37071	36	9946
720926	NOT IN COIL I/S C-ROL TH>1M<3M	120188	840465	96455	682061
720927	C-ROL I/S TH 0.5 MM TO 1MM	66721	1750312	146234	1634374
720928	NOT IN COIL I/S C-ROL TH<0.5MM	7176	34280		60742
720990	OTH FLT ROL PROD I/S WD>600MM	51157	523525	64670	672664
721011	I/STL PLAT/COAT TIN TH-0.5MM/>		9913	230	8722
721012	I/STL PLAT/COAT TIN<0.5MM	124282	1693983	232353	2846995
721020	IR/STL PLAT/COAT WITH LEAD	37	3859		4924
721030	ELECTROLYTICALLY PLAT/COAT ZIN	392358	3122312	333523	2872507
721041	COR F-R PROD I/S ZINC COAT600	4568	25081		17070
721049	OTH F-R PROD I/S COAT ZINC>600	2026181	13873331	1203398	12767425
721050	F-ROL I/ST COAT CHROMIUM OXIDE	51172	317605	114299	622742
721061	I/S PL/COT ALUMINIUM ZINC ALLY	33455	363988	8640	380014
721069	OTH F-ROL PROD I/S PL/COT ALUM		33019	11081	24768
721070	FR I/S PAINT/VARN, COATED PLAS	400623	2326449	321223	1723814
721090	OTH F-ROL PRD I/NA-ST CLD,COAT	44659	56273	1146	53478
721113	ROLL 4 FACE I/ST TH<4M WD>150M		88		
721114	OTH F-ROLL I/S WD<600MMTH>4.75	10684	143367	11081	177553
721119	OTH F-ROLL I/S WD <600MM-CR	16263	99749	17531	98893
721123	F.ROL I/ST CR WT<0.25% CARBON		40579	1369	30262
721129	OTH F-ROL PROD C/ROL WD<600MM	2796	89500	11304	102504
721190	OTH F-ROL PROD I/STL WD<600MM	46235	576614	111381	559994
721210	F-ROL PROD I/NA STL PLATE/COAT		1992		255
721220	I/S ELECTROLYTCAL PL/CT W/ZINC	14024	119439	1346	97530
721230	I/STEEL OTH WISE PL/CT W/ZINC	10588	36357	4477	27742
721240	I/STEEL PAIN/VABNI/COT W/PLAST		11978	2391	21905
721250	I/STEEL OTHWISE PLATED/COATED	5040	47952	6492	73594
721310	BARS/RODS HOT/ROL I/S,CON RIBS		47326	8472	89982
721320	BARS/RODS HOT/ROL FREE-CUT STL		302		53
721391	OTH CIRCULAR C/SEC <14 MM DIA	1084318	4810694	611397	3236795
721399	OTH BAR/ROD H-ROL IRR-WND-COIL	12379	205853	36844	391352
721410	BAR/RODS IRON NA STEEL FORGED	123606	246551	10519	93568
721420	BAR/ROD I/S CON RIBS GROOVES	41287	1353536	1046	338084
721430	OTH BAR/RODS OT/THAN HEAD72.13		32865	1765	21559
721491	OTH BAR/ROD I/S RETANGULAR C/S	837	62005		
721499	OTH BAR/ROD I/S O/THN H-72.13	3673	7083	4149	120841
721510	BARS/RODS FREE CUT STEEL COLD	4393	83653	1133	59165
721550	OTH BAR,ROD COLD-FORMED OF I/S	1732	22410	3808	24342
721590	OTH BAR/RODS,OTH NONALLOY STEL	1594	32137	2692	14524
721610	U,I,H SECTIONS H-ROL HIGH<80MM		3135		9282

Contd.

10.11 Imports by Economic Categories (Detail)

(In Thousand Rupees)

Items		March, 2016	From July, 2015	March, 2015	From July, 2014
721621	L SEC H/ROL HT<80 MM 1/NA STEL	232	9652	1094	7230
721622	T SEC H/ROL HT<80 MM 1/NA STEL	494	2894	1599	2046
721631	U,I OR H SEC H-ROL HT 80M 1/ST	129235	923476	21429	234757
721632	I SECTION	143094	468363	85212	575558
721633	H SECTION	66684	406244	2860	456825
721640	L&T SEC H-ROL HT 80MM OR MORE	6139	17863	12686	121957
721650	OTH ANGLE/SHAPE SEC HOT H/ROL	4049	90901		13044
721661	ANGLE/SHAPE SEC COLD/ROLL		173		1902
721669	OTH ANGLE/SHAPE SEC I/S C-ROLL		395	7	5091
721691	OTH C/FORM I/ST FLAT ROL PROD		1298	357	7978
721699	OTH ANGLE/SHAPE SEC IRON/STEEL	2641	61038	348	52746
721710	WIRE OF I/S NOT PLATED/COATED	18867	215679	20123	161575
721720	WIRE OF I/S PLATED/COAT W/ZINC	16537	150926	12846	116777
721730	WIRE I/S PLATED/COAT W/O B-MTL	48147	386061	53939	582116
721899	OTH SEMI-FINISHED PRO ST/STEEL		15573	4859	5407
721911	F/ROL PROD ST/STEEL HR TH>10MM		8094		3429
721912	COILS ST/STEL-HR TH>4.75-10MM	1591	9833		35320
721913	COILS ST/STEL-HR TH>3MM-4.75MM		3076		7169
721914	COILS ST/STEL-HR TH>3MM	3261	32184		54038
721921	COILS ST/STEL-HR TH>10MM	271	28171		9464
721922	COILS ST/STEL-HR TH>4.75-10MM	852	15722	2437	11880
721923	COILS ST/STEL-HR TH>3MM<4.75MM	2237	28382	6236	28108
721924	COILS ST/STEL-HR TH>3MM		12685		36318
721931	COILS ST/STEL-CR-TH >4.75 MM	13963	119781	2473	95515
721932	COILS ST/STEL-CR-TH>3MM-4.75MM	18882	173135	9729	127053
721933	COILS ST/STEL-CR-TH >1MM <3MM	67107	918946	55491	435295
721934	COILS ST/STEL-CR-TH>0.5MM<1MM	85169	592880	55969	535102
721935	COILS ST/STEL-CR-TH >0.5MM	147495	2040119	133463	1598114
721990	OTH F/ROL PROD ST/ST WD>600 MM	325325	3775060	412633	4812814
722011	F-ROL ST/STEEL H-ROL TH>4.75MM	2940	3004		2371
722012	F-ROL ST/STEEL H-ROL TH<4.75MM		7783	119	13046
722020	COILS ST/STEEL H.ROLLTH <600MM	28718	363245	109452	560177
722090	OTH F/ROL PROD,ST/ST WD <600MM	3707	77317	1246	85632
722100	BAR/RODS H/ROL IN COIL ST/STEL	344	2522	475	3618
722211	BAR/ROD ST/ST NFW H/ROL CC/SEC	15120	226241	28668	194156
722219	OTH BAR/ROD ST/ST NFW HOT/DRWN	6411	38741	497	29907
722220	BAR/ROD ST/ST NFW C/FOR,C/FIN	8925	54166	7598	44918
722230	OTH BAR/ROD OF STAINLESS STEEL	31704	208257	17143	99735
722240	ANGLE/SHAPES&SECTION ST/STEEL	9054	60356	285	13199
722490	OTH SEMI-FIN PROD OTH A/STEEL	377889	4239911	53905	3571160
722511	GRAIN-ORIENTED SIL-ELEC-STEEL	146031	2441926	239621	1687980
722519	OTH F/ROL PROD SIL-ELEC-STEEL	124200	715320	121337	702701
722530	OTH NFW HOT/ROLLED IN COILS	3442313	23430337	3395945	20442250
722540	OTH NFW HOT/ROLLED NOT IN COIL	4883	1663182	20322	805707
722550	OTH ALLOY STEEL NOT WORK(RDUC)		69316	17310	652244
722591	OTH F/ROL PROD ELEC ZINC PLATE			1946	1946
722592	FLATROLLED PROD O/W ZINC PLATE		2572		13116
722599	OTH F/ROL PROD OTH ALLOY STEEL	459072	871232	389769	1822785
722611	GRAIN-ORIENTED SILICON ELEC ST	25385	326642	44767	58279
722619	OTH FLAT ROLL\PROD SILICON E/S				7914
722620	FLAT/ROL PROD HIGH SPEED STEL				52
722691	OTH FLATROL PROD NOTWORK HOT/R		5753		505340
722692	OTH F/ROLL PROD NOTWORK COLD/R	18654	166980	20695	169663
722699	OTH F/ROL PROD OTH ALLOY STEEL		33249		2676
722710	BAR/ROD OF HIGH SPEED STEEL	30969	30969		
722720	BAR/ROD OF SILICO-MAG STEEL	82715	238532		
722790	OTH BAR/ROD H/ROLL W/COIL A/ST	471325	2704379	265308	1740859
722810	BAR/RODS OF HIGH SPEED STEEL	119	6365	448	448

Contd.

10.11 Imports by Economic Categories (Detail)

(In Thousand Rupees)

Items		March, 2016	From July, 2015	March, 2015	From July, 2014
722820	BAR/RODS OF SILICO-MAG STEEL		23092		8652
722830	OTH BAR/ROD HOT ROLLED	1665749	5160227	143648	963462
722840	OTH BAR/ROD NOWORK FORGED	5246	34174		26909
722850	OTH BAR/ROD NOWORK C/FOR,C/F	13592	51740	223	2589
722860	OTH BAR/ROD ALLOY STEEL NES	86007	344209	6965	54302
722870	ANGLES, SHAPES AND SECTIONS	17185	259713	456	456
722880	HOLLOW DRILL BARS AND RODS		4831		40881
722920	WIRE OTH ALLOY STEL SILICOMANG	168	168		35752
722990	OTH,WIRE OF OTHER ALLOY STEEL	13112	89839	5278	151080
730110	SHEET PILING IRON AND STEEL		127048		50735
730120	ANGLE SHAPES & SECTIONS OF I/S		20066	2843	11661
730210	RAILS OF IRON AND STEEL	119825	180218	59642	332746
730230	SWITCH BLADE, CROSS-FROG P/ROD		372		100
730240	FISH-PLATES AND SOLE PLATES		2973		424
730290	OTHER MATERIALS JOINTING RAILS	65	108453	2572	334487
730300	TUBE/PIPE,HOLOW PROFILE C/IRON		77304	5741	166108
730411	L.P FOR OIL&GAS S-STL SEAMLESS	3044	133892	1558	8572
730419	OTH LINE PIPE I/S FOR OIL&GAS	170631	1412555	48487	1173798
730422	DRILL PIPE S-STL DRILL OIL/GAS		811	146	177057
730423	OTH DRILL PIPE I/S FOR OIL&GAS	26655	3632516	458945	5739592
730424	OTHER PIPE OF STAINLESS STEEL	2226	211125	54134	1104266
730429	OTH CASING,TUBING I/S-OIL/GAS	170932	2412378	469565	3337913
730431	O- COLD-ROLLRD C.C.SEC I/N.A.S	141	180794	13099	186544
730439	OTH CROSS SECTION OF N.A-STEEL	110364	1673700	349673	2070095
730441	COLD ROLD CR-SEC OF STAIN-STL	7627	99291	6104	184444
730449	OTH CROSS SECTION OF STAIN-STL	29146	464341	26257	367922
730451	O-C.C.SEC COLD ROL(ALLOY-STL)		7579		41968
730459	O-CIR CROSS SEC OF (ALLOY-STL)	3729	106245	619	31633
730490	O-TUBE PIPE/HOLLOW -PRO SEAMLE	24148	501751	10749	498132
730511	LINE PIPE USED OIL/GAS WELDED		29030		93183
730512	OTH LINE PIPE USED OIL GAS WLD		7008		20577
730519	OTH LINE PIPE USED OIL/GAS P/L		5676126	97	823954
730520	CASING FOR DRILLING,OIL/GAS			15398	50380
730531	OTHER, LONGITUDINALLY WELDED	127125	136009	3821	3821
730539	OTHER, WELDED TUBES AND PIPES		1062		154674
730590	OTHER, TUBES AND PIPES	45708	315807	4815	204652
730611	L.P-WELDED OF STA-STL(OIL/GAS)	1194	73504	783	73059
730619	OTH-LINE PIPE O/G PIPELINE I/S	226	585500	378	209159
730621	CAS/TUB WELDED LINE PIPE STA-S		290		
730629	O-CASING/TUB LINE PIPE O/G I/S	198	7267	1142	102276
730630	COPPER COAT MILD STL TUB-8.5MM	26255	480991	56314	468345
730640	O-WELDED C.C.SEC OF STAIN-STL	119585	1564546	131266	1349916
730650	O-WELDED C.C.SEC NON ALLOY-STL	39338	364286	35107	335725
730661	O-TUBE,PIPE WELD SQUARE C-SEC	109139	366748	20706	311792
730669	TUBE/PIPE WELD OF OTH C.C-SEC				2606
730690	OTH TUBE PIPE HW-PROFILR I/STL	22666	521021	12712	156080
730711	CAST FIT N-MALLEABLE CAST-IRON	18031	145955	2775	269621
730719	OTHER, CAST FITTINGS	61237	522368	57962	366987
730721	FLANGES, OF STAINLESS STEEL	17329	126828	11591	72067
730722	THREADED ELBO,BEND,SLV S/STEEL	2360	32204	2688	46934
730723	BUTT WELDING FITTING STAINSTEL	3812	33455	6434	68055
730729	OTH TUBE,PIP FITTING STAINSTEL	59644	681752	62267	946276
730791	FLANGE AIR-P AGRI-TRACTOR<=80H	24192	314825	35153	325550
730792	THREAD ELBO,BEND/SLV IRN/STEEL	69610	190127	2495	471048
730793	BUTT WLEDING FITTING IRON/STEL	53997	206341	10981	195068
730799	OTH TUBE,PIP FIT IRN/STEL NEC	137567	1849672	202889	2337750
730810	BRIDGES AND BRIDGE-SECTIONS		17131		33921
730820	TOWERS AND LATTICE MASTS	193793	3441067	108933	2486328

Contd.

10.11 Imports by Economic Categories (Detail)

(In Thousand Rupees)

Items		March, 2016	From July, 2015	March, 2015	From July, 2014
730830	DOR,WIN/FRAMES,TH-HOLD,FORDORS	13575	246265	7301	413967
730840	EQUIP SC-FOLD SHUT PROP PITPRO	25137	377209	5547	203466
731100	CONT COMPRESED/LIQEID GAS IR/S	214609	744186	29211	494473
731210	STANDARD WIRE ROPES AND CABLES	150721	794573	55282	569490
731290	OTH WIRE,ROPE,CABLE,SLINGS I/S	16437	105896	14297	180634
731300	BRABED WIRE OF I/S TNIS HOOP	11487	90100	46097	107548
731412	ENDLESS BAND MACH STEL W-CLOTH	193	9045		3505
731414	OTH WOVEN CLOTH OF STAIN STEEL	3541	47567	194	17784
731419	STEEL CORD FABRIC LIN MNF TYRE	1382	23369	1078	41894
731420	GRIL NET FENC W/LD D=3MM MS100	812	10495	12309	55245
731431	OTH GRL NEW FENC/WLED COTD ZNC		713		10
731439	OTH GRL NET FENCING AT INTSEC	518	9035		29422
731441	OTH CLO GRL NET FENC PL/COT ZN	18615	97041	14433	82783
731442	OTH CLO GRL NET FENC PL/COT PL	3774	8284	1238	12186
731449	OTH CLO GRL NET /FENFING	19108	276999	28124	249423
731450	EXPANDED METAL OF IRON OR STEL		3883	187	1338
731511	ARTICULATED LINK ROLLER CHAIN	63326	753869	58399	660883
731512	OTHER CHAIN, ARTICULATED LINK	7191	217596	19394	152054
731519	PARTS, ARTICULATED LINK CHAIN	18217	178250	4580	65946
731520	SKID CHAIN	654	3431	93	243
731581	STUD LINK	19	4925		8659
731582	OTHER, WELDED LINK	5955	47512	8665	38597
731589	OTHER CHAIN,	2564	25139	1892	18704
731590	OTHER PARTS OF CHAIN	1088	16858	4426	22746
731600	ANCHORS,GARPNELS PARTS IRON/ST	3675	112909	2265	36154
731700	NAILS,TAKES,DRAWING PINS IR/ST	19572	244430	17855	202819
731811	COACH SCREW I/S THREADED	4832	10200	191	14355
731812	OTH WOOD SCREW I/S THREADED	483	26154	2919	20859
731813	SCREW HOOKS,SCREW RING RVT I/S	70	2472	92	2306
731814	SELF-TAPPING SCEWS, THREADED	12666	95412	9653	121315
731815	OTH SCREW,BOTLS W/N NUT/WASHER	163231	1869280	124866	1201882
731816	NUTS, THREADED OF IRON/STEEL	58952	500190	61991	576660
731819	OTH BOLT,NUT,WASHER,RVT I/S TH	29259	185245	27992	175186
731821	SPRING WASHER LOCK WASHER N-TH	2579	30318	5136	30853
731822	OTHER WASHERS. NON-THREADED	9536	108624	6014	83064
731823	RIVETS, NON-THREADED	7781	60085	8218	230743
731824	COTTERS/PINS NON THREADED I/S	439	4312	694	10847
731990	OTH KNITTING NEDLS,CRO HOOKS	9151	84271	8183	78614
732010	LEAF-SPRINGS&LEAVES THEREFOR	17054	159020	16756	64237
732020	HELICAL SPRINGS	2863	17244	1344	14624
732190	PARTS OF I/S,COOK APPLI&PLAT-W	22437	155648	11928	101970
732211	RADIATORS/PARTS CAST IRON E-EL	21	1379	686	4904
732219	OTH RADIATOR AND PARTS THEREOF	3479	67648	4614	24588
732490	OTHER, INCLUDING PARTS	11137	119684	10153	86211
732510	OTH CAST ARTI I/S N-MEL C-IRON	5293	14735		8362
732591	GRINDING BALLS SIMI ARTI MILLS	17489	84530	30801	197748
732619	OTH ATI FORGED/STAMPED N-WORK	73645	762321	59316	389387
732620	ARTICLES OF IRON OR STEEL WIRE	4837	30865	2089	23843
740500	MASTER ALLOYS OF COPPER.		836		2844
740610	COPER-POW OF NON-LAMELLAR STRU	865	14689		21042
740620	COPER-LAMELLAR STRUCTURE FLAKE	2867	90548	7763	118401
740710	BAR,RODS OF REFIND COPPER	45835	568095	72749	664023
740721	COPPER BAR,ROD PROFIL ZINC BAS	10137	44286	4543	21319
740729	OTH BAR,ROD,PROFIL COPP ALLOYS	17557	33798	9894	34093
740811	WIRE REF COPP MAX CR-SEC DI>6M	12306	211109	16123	294565
740819	OTHER, WIRE OF REFINED COPPER	10167	124819	15533	104103
740821	WIRE OF COPPER ALLOY ZINC BASE	953	29208	7236	40078
740822	WIRE OF COPPER ALLOY NICK BASE		6471	820	2699

Contd.

10.11 Imports by Economic Categories (Detail)

(In Thousand Rupees)

Items		March, 2016	From July, 2015	March, 2015	From July, 2014
740829	OTH WIRE OF COPPER ALLOYS ETC	1561	25205	810	8786
740911	PLAT,SHEET,STRIP REF COPP COIL	10852	81047	30395	175999
740919	OTH PLAT SHEET&STRIP REF COPP	1323	22955	949	36116
740921	PL,SH&STRIP COPP ZINC BAS COIL	13808	142996	15002	157960
740929	OTH PL/SH/STRI COPP ZINC BAS	92	37086	239	22878
740931	PL/SH/STRIP COPP TIN BAS COILS		263	2020	3946
740939	OTH PL/SH/STRIP COPP TIN BAS-C	137	3858	38	1018
740940	PL/SH/STRIP COPP NICKLE BASE		593		38
740990	PL/SH/STRIP OTH COPP ALLOYS NS		3730	339	9459
741011	FOIL REFINED COPP NOT BACKED	67044	634277	65269	576098
741012	FOIL OF COPP ALLOYS,NOT BACKED	46683	362097	43664	472350
741021	FOIL OF REFINED COPPER,BACKED	2182	49889	9485	53516
741022	FOIL OF COPPER ALLOYS,BACKED		2888		13178
741110	TUBE & PIPE OF REFINED COPPER	240466	1268891	155475	1106156
741121	TUB&PIPE COPP ZINC BAS ALLOYS		15216	2972	17395
741122	TUB&PIPE COPP NICKLE BAS ALLY		6410		3198
741129	OTH TUBE&PIPE OF OTH COPP ALLY	924	24037	30	17929
741210	COPP TUBE/PIPE FIT REF COPPER	4093	9498	1669	4093
741220	COPP TUBE/PIPE FIT COPP ALLOYS	2785	35422	3109	27249
741300	STANDARD WIRE,CABL PL-BAND-NEI		54413	414	2371
741510	NAIL,TACK,DRW-PIN,STAPL,S-ARTI		2635	119	1923
741521	WASHERS/INCL SPRING WASH N-THR	590	4923		1156
741529	OTH NOT THREADED ARTI COPPER	1175	8722	2019	6694
741533	OTH THRD SCREW,BOLT,NUT COPPER	234	9297	112	6597
750300	NICKEL WASTE AND SCRAP.			227	227
750400	NICKEL POWDERS AND FLAKES.		11314		12575
750511	BAR,ROD,PROFILE NICKLE N-ALLOY				369
750512	BAR,ROD,PROFILE NICKLE ALLOYED	137	2893	893	1914
750521	WIRE OF NICKEL, NOT ALLOYED		1443		2023
750522	WIRE OF NICKEL, ALLOYED	147	20437	5237	26948
750610	PLAT,SHET,STRIP,FOIL NICK N-AL	355	21964	17121	84126
750620	PLAT,SHET,STRIP FOIL NICK ALOY		4474		19028
750711	TUBE&PIPE OF NICKEL NOT ALLOYD				775
750712	TUBE & PIPE OF NICKEL ALLOYED		14847		17277
760200	ALUMINIUM WASTE AND SCRAP.	655208	5378550	519732	4283488
760310	POWDER OF NON-LAMELLAR STRUCTU	461	2134	31	19157
760320	POWDER OF LAMELLAR STRU FLAKES	3361	38665	220	26900
760410	BAR ROD PROFILE ALUM NOT ALLOY	25346	95022	9275	52842
760421	HOLLOW PROFILES OF ALUM ALLOYD		4111	206	10375
760429	OTH BAR,ROD&PROFIL ALUM ALLOYD	9760	123207	2244	48187
760511	ALMU WIRE N-ALLOY MAX DIA>6MM	13499	67079	1029	140997
760519	OTH ALUMINIUM WIRE NOT ALLOYED	4267	76402	3961	77404
760521	ALUM WIR ALLOY MAX CRS DIA>7MM		7244		1335
760529	OTH ALUMINUM WIRE, ALLOYED	4247	68568	2136	25440
760611	RECTANGLE&SQUARE ALUM NOT ALLY	30645	220749	26377	310916
760612	RECTANGULAR/SQ ALUM MOTALLOYED	165769	1260903	152126	1038471
760691	OTH PL,SHET,STRL ALUM NOT ALOY	32927	104463	18140	52735
760692	OTH PL,SHET&STRIP ALUM ALLOYED	33696	116808	13137	119653
760711	ALUM FOIL ROLLED N-WORK/BACKED	265242	2234921	257542	1961620
760719	OTH ALUMINIUM FOIL NOT BACKED	115148	1361091	127051	1368388
760720	ALUMINUM FOIL, BACKED	165104	1308180	131536	1188177
760810	TUBE, PIPE OF ALUM NOT ALLOYED	11722	19709	246	4686
760820	TUBE, PIPE OF ALUM ALLOYED	24087	103184	6110	73150
760900	ALUM TUBE,PIPE FIT(COUP/ELBOW)	1692	21596	3968	23300
761010	DOORS,WINDOW, FRAMS,THRESHOLDS	645	55178	2167	59623
761300	ALUM CONT FOR COMP/LIQUE GAS	3732	26263	776	8685
761410	STAND WIR,CABL PL,ALU S-CORE	130407	631409		66892
780200	LEAD WASTE AND SCRAP.				2138

Contd.

10.11 Imports by Economic Categories (Detail)

(In Thousand Rupees)

Items		March, 2016	From July, 2015	March, 2015	From July, 2014
780411	LEAD SHET STRIP FOIL TH>0.2MM		71		436
780419	OTHER , LEAD PLATES	42	77		5836
790310	ZINC DUST(BLUE POWDER)	11267	31460		8237
790390	OTHER ;ZINC POWDER AND FLAKES		1640		1412
790400	ZINC BARS,RODS,PLROFILE&WIRE	3337	38297	4901	16970
800200	TIN WASTE AND SCRAP.				14
811300	CERMETS&ARTICLE INCL WAS/SCRP	39	72		44
820110	SPADES AND SHOVELS	1	33529	12	10330
820130	MATTOCKS, PICKS, HOES & RAKES		740		455
820140	AXES,BILLS HOOKS&SIMI HEW TOOL		3332		261
820150	SECATEURS&ONE-HAND PRUNERS SHR	238	1416	215	234
820160	HEDGE SHEARS, TWO-HAND PURNING		645		1077
820190	OTH HAND TOOL AGRICUL,HORTICUL	341	4277	194	1728
820210	HAND SAWS	2961	49642	6331	39023
820220	BAND SAW BLADES	1807	12023	758	8842
820231	CIRCULAR SAW BLADE WITH STEEL	6303	59328	13398	59257
820239	OTH CIRCULAR SAW BLADE,O/MATER	7803	54365	4414	26873
820240	CHAIN SAW BLADES	1987	14406	918	7383
820291	STRAIGHT SAW BLADES,WORK METAL	463	21770	1785	10163
820299	OTHER SAW BLADES	7198	75505	6219	65742
820310	FILES, RASPS & SIMILAR TOOLS	12349	74170	12212	71476
820320	PILERS,PINCERS,TWEESZERS S-TOL	18601	183273	20212	152327
820330	METAL CUTTING SHEARS&SIM TOOLS	1835	11460	2518	13523
820340	PIPE CUTTERS BOLD CROPPERS,ETC	1696	25857	6011	24668
820411	NON-ADJUS H-OPER SPANER,WRENCH	20124	255596	31033	245451
820412	ADJUSTABLE H-OPER SPANER,WRENC	17969	185201	28366	149013
820420	INTERCHAGEABLE SPANNER SOCKETS	4451	33229	4264	36277
820510	DRILLING,THREADING TAPPING TOL	966	19481	1432	14289
820520	HAMMERS AND SLEDGE HAMMERS	1605	41098	3486	26319
820530	PLANES,CHISELS,GOUGE WOOD WORK	659	10959	565	10092
820540	SCREW DRIVERS	6632	99285	8572	95679
820551	OTHER HAND TOOLS H-HOLD N.E.S.	1217	24870	2411	19303
820559	OTH HAND TOOL(GLAZZIER DIMOND)	60689	267421	10920	129625
820560	BLOW LAMPS	5	118		478
820570	VICES, CLAMPS AND THE LIKE	11706	43562	2266	22944
820590	SETS OF ARTI.TWO/MORE,SUB-HEAD	10841	72471	3165	82662
820600	TOOL TWO/MORE OF H.82.02TO.05	21153	279350	1030	11788
820713	ROCK DRILLING,EARTH BORING TOL	4256	28654	1320	21513
820719	OTH INC PARTS ROCK DRIL,E-BORI	172171	1270208	171173	1791825
820720	DIES FOR DRAWING/EXTRUD METAL	5035	79388	7556	111404
820730	TOOL FOR PRESS, STAMPING/PUNCH	64768	139012	40173	90960
820740	TOOLS FOR TAPPING OR THREADING	6736	30450	1728	13128
820750	TOOL FOR DRILLING O/T ROCK DRL	68085	568537	44819	385631
820760	TOOLS FOR BORING OR BROACHING	334	15082	1359	22950
820770	TOOLS FOR MILLING	1633	39621	5235	25406
820780	TOOLS FOR TURNING	10095	58773	6182	56473
820790	OTH INTERCHANGEABLE TOOLS	53799	424955	12433	321558
820810	KNIVS&CUTING BLADE METAL WORK	2438	36956	3823	26620
820820	KNIVS CUTING BLADE WOOD WORK.	2084	22765	1412	25294
820830	KNIVS&CUTING BLADE KITCHEN APP	3386	16650	1377	15070
820840	KNIVS&CUTING BLADE AGRI HORT	6189	35333	5587	24410
820890	OTH KNIVES CUTING BLADES F/MAC	38167	376104	35529	401228
830260	AUTOMATIC DOOR CLOSERS	4033	92103	8953	44309
831190	OTH WIRE&RODS AGGLOMTR B/METAL	15337	170565	15790	757960
840120	MACH/APPRAT,ISOTOPIC SEPRATION				83419
840130	FUEL ELEMENT NON-IRRADIATED		27		96
840140	PARTS OF NUCLEAR REACTORS		3357867		3354641
840211	WATERTUBE BOIL S/PROD>45T/H	514641	7759119	318798	2311999

Contd.

10.11 Imports by Economic Categories (Detail)

(In Thousand Rupees)

Items		March, 2016	From July, 2015	March, 2015	From July, 2014
840212	WATERTUBE BOILER S/PROD-45T/H	189865	502408	15093	893319
840219	OTH VAPOUR GENERATING BOILERS,		2338946	17454	843358
840220	SUPER-HEATED WATER BOILERS		437741		341884
840290	PARTS OFSTEAM/OTH VAPOUR G/BOL	3522	3159923	1700	258864
840310	BOILERS	592	25336		16896
840390	PARTS CENTRAL HEATING BOILERS		32768	238	526705
840410	AUXILIARY PLANT FOR BOILER	148083	518803		4437910
840420	CONDENSERS STEAM/VAP POW UNIT		114032		208397
840490	PARTS MASHINE H-8404.1000	9133	1412745	9175	180121
840510	PRODUCER WATER GAS GENERATORS	12240	59550		452819
840590	PART PROD GAS WATER GENERATOR	1935	35759	1416	167491
840610	TURBINES FOR MARINE PROPULSION		2200		543
840681	OTH TURBINE OUTPUT EXCEED 40MW	2612077	2797232		
840682	O-TURBINE OUTPUT NOT EXC 40MW	89766	2189508	58751	813106
840690	PARTS OF STEAM TURBINES	583039	2767407	21133	2082773
840710	AIRCRAFT ENGINES	105001	2622274	7438	403323
840721	MARINE PROPULSION ENGINES	21944	223841	23576	270202
840729	OT MARINE SPARK-IGN-ROTRY ENG.	362	3026		4096
840731	PISTION ENGINE CAPACITY-50CC	11043	28656	2020	49747
840732	PISTON ENG CAPACITY 50-250CC	39217	503279	85867	479075
840733	PISTON ENG CAPACITY 250-1000CC	7160	61186	2962	44547
840734	PISTON ENG CAPACITY EX1000CC	18007	225834	11503	127079
840790	OTH ENGINES	48091	378323	61901	330246
840810	MARINE PROPULSION ENG-DIESEL		10982	5775	47393
840820	ENGINE FOR VEH CHAPTER-87	55459	414552	31286	271744
840890	OTH ENGINES	52647	532445	31331	909208
840910	PARTS FOR AIRCRAFT ENGINES	1897	67475		3396
840991	PARTS,SPARK-IGNITON PIST ENGIN	277927	4749486	484958	4493512
840999	OTH PART,COMPRES-IGN PIST ENG	1087252	5925707	646664	6347782
841011	HYD,TURBINE,WATER WHEE-1000KW		114513		205008
841012	HYD,TURBN W/WHEEL-1000-10000KW		82208		71392
841013	HYD TURBINE,W/WHEEL>10,000KW	195563	3579922	682534	2625883
841090	PARTS, INCLUDING REGULATORS	228822	2364483	33722	989474
841112	TURBO-JET THRUST EXCEED25KN		15461		
841122	TURBO-PROPLER EXCEED 1100KW		82968		
841181	OTH GAS TRBIN NOT EXCD 5,000KW	38909	392816		51196
841182	OTH GAS TURBIN EXCE-5,000KW		1185572	30187	1135769
841191	PARTS TURBO-JET /PROPELLERS	1536	19543	8597	24295
841199	OTH, PARTS OF GAS TURBINES	1094162	6681757	524475	8332939
841210	REACTION ENG OTH THAN TURB-JET				287
841221	LINEAR ACTING,HYD ENGINE&MOTOR	7979	28664	1710	38222
841229	OTH, HYDRAULIC POWER ENG&MOTOR	9849	317375	7983	176282
841231	LINERA ACT,PNEUMATIC ENG&MOTOR	3866	32003	3126	35296
841239	OTH, PNEUMATIC ENG & MOTOR	10667	77441	6716	48206
841280	OTH, ENGINES AND MOTOR	9285	23641	126	258641
841290	PARTS OF ENGINES AND MOTOR	11791	600685	10787	438371
841311	PUMPS FOR DISPENSING FUEL/LUB	53206	442909	100683	316930
841319	O-PUMP FITTED MEASURING DEVICE	13941	225944	45143	206031
841320	HAND PUMP O/THN H-841311,19	1981	24313	2005	10555
841330	FUEL LUBRICATING/COOLING PUMPS	84846	1369896	89796	1509690
841340	CONCRETE PUMPS	212801	496639	2902	147002
841350	OTH POSITIVE DISPLACEMENT PUMP	274849	672300	19072	1282569
841360	OTH ROTARY PIDISPLACEMENT PUMP	1278	31980	342768	429095
841370	OTH CENTRIFUGAL PUMS	340729	5790531	294001	2906957
841381	OTH PUMS LIQUID ELEVATORS	80139	905941	38672	646417
841382	LIQUID ELEVATORS	69058	75654	176	512776
841391	PART OF PUMPS	204441	1459168	232195	1830872
841392	PARTS OF LIQUID ELEVATORS PUMP	91	7912	4	3228

Contd.

10.11 Imports by Economic Categories (Detail)

(In Thousand Rupees)

Items		March, 2016	From July, 2015	March, 2015	From July, 2014
841410	VACUUM PUMS	24191	193185	8768	150103
841420	HAND/FOOT OPERATED AIR PUMS	3039	54277	2639	25038
841430	COMPRESSOR REFRIGERATOR EQUIP	2328877	9870409	1264761	7484361
841440	AIR COMPRESSORS MOUNTED W/CHAS	48746	277745	12821	258390
841451	FANS TABLE,FLOOR,WALL,WINDOW	276938	822615	185580	662180
841459	OTH FANS	57423	527305	22287	756480
841460	HOODS MAX-HORIZONTAL SIDE120CM	8252	139153	13067	123240
841480	OTH GAS COMPRESOR&RECYCL RODS	277947	4683362	2252188	12401056
841490	PARTS AIR/VACUM PUMPS ETC.	296030	1948272	77056	2541669
841510	WINDOW/WALL TYPE AC/SPLIT SYS	229207	1801490	260436	1382601
841520	A.C.MACHINES FOR MOTOR VEHICLE	684	74086	2153	24187
841581	A.C.MACH COMP MOTOR DRI FAN	3751	123765	5732	86999
841582	O- AC INCOR REFRIGIRATING UNT	23722	290538	17839	139145
841583	OTH A.C. MACH NOT REFRIG UNIT	45426	464919	24296	504126
841590	PARTS OF AIR CONDITION MACHINE	1098003	3892983	798603	3385392
841610	FURNACE BURNERS LIQUID FUEL		57428	204	3100
841620	OTH FURNAC BURNER INCL COMBINT	72395	176321	3316	165143
841630	MECHANICAL STOKERS GRATES ETC	26431	524388	23273	598336
841690	PART OF BURNRS OTH ART OF 7412	8277	184832	44161	122374
841710	FURNAC & OVEN F/ROAST/MELTING	51601	412442	77505	304358
841720	BAKERY OVENS INCL BISCUIT OVEN	7544	173486	3121	60072
841780	OTHER FURNANCE AND OVENS INDUS	95751	2205458	8570	589110
841790	PART OF INDUSTRIAL LAB FURNACE	5118	189400	12478	204002
841810	COMBINED REFRIG-FREEZE W-DOORS	31459	237758	28646	121785
841821	REFRIGERATORS HOUSEHOLD TYPE	28743	373402	37589	294837
841829	OTH REFRIGERATOR HOUSHOLD TYP	11156	148906	28245	253848
841830	FREEZERS OF CHEST TYPE	261	15246	2187	32799
841840	FREEZERS OF THE UPRIGHT TYPE	4309	104320	3266	31874
841850	O-FURNI-STORAGE,DISPLY FRZ EQU	3692	257340	31631	93421
841861	OTH REFRIG FREZ EQPT HEAT PUMP	292	11357		6254
841869	OTH REFRIG FREZ EQUP HEAT PUMP	157094	2121737	189016	1790866
841891	FURNITURE REFRIG FREEZING EQPT	1332	14483		7050
841899	OTH PARTS REFREGERATING EQUIPT	378999	2254247	320749	2186340
841911	INSTANT GAS WATER HEATERS	1088	306802	180	175292
841919	OTH INSTANT STRONGWATER HETER	4744	83676	1803	91034
841920	MEDICAL SURGICAL LAB STERILISE	19408	253975	5129	375341
841931	DRYERS AGRICULTUL PRODUCTS	294	38170	777	6914
841932	DRYERS WOOD PAPER PULP P/BOARD		12022	49	20866
841939	OTHER DRYERS	36828	643309	44313	395097
841940	DISTILLING RECTIFYING PLANT	2026	44330	37849	202273
841950	HEAT EXCHANGE UNITS	94920	544375	772740	1855264
841960	MACHINERY LIQUIFY AIR O/GASES	14630	86763	146253	835587
841981	OTH MACH PLANT EQPT HOT/COL FD	174760	625231	20282	200718
841989	OTH MACHINERY PLANT AND EQPT	496257	8282492	2551470	12638779
841990	PARTS MACH PLANT LAB EQUP ETC.	85164	648114	34948	4195698
842010	CALENDERING OTH ROLL MACHINES	183361	222491	22762	65200
842091	CYLINDER(FOR CALENDERING MACH)	2709	13999	225	24304
842099	OTH PART OF CALENDER MACHINE	11610	68774	3631	46270
842111	CREAM SEPARATORS	473	11373	27488	42514
842112	CLOTHES-DRYERS	145	7506	1446	3566
842119	OTH CENTRIFUGES INCLUDING DRYR	89966	729241	149667	1945898
842121	FILTERING PURIFY MACH&APARATUS	224347	3499113	590768	3301455
842122	FILTERING MACH FOR BEVERAGES	4129	94509	1986	33944
842123	OIL&PETROL-FILTER INT.COMBSN	44425	327125	17045	395416
842129	OTH FILTER MACHS APPARATUS NES	94507	698570	55469	790509
842131	INTAKE AIR FILTER COMBTION ENG	35403	1205125	1863472	5956437
842139	OTH FILTERING PURIFY MACH/APPA	263137	1960223	320789	1792034
842191	PARTS CENTRIFUGES INCL DRYER	30896	482837	49813	662481

Contd.

10.11 Imports by Economic Categories (Detail)

(In Thousand Rupees)

Items		March, 2016	From July, 2015	March, 2015	From July, 2014
842199	PARTS OF FILTERING PURIFY MACH	98415	515856	30971	881517
842211	DISH WASHING MACHINE HOUSEHOLD	495	4676	1802	12099
842219	OTHER DISH WASHING MACHINE	514	7261	1391	6624
842220	MACH CLEANING/DRYING BOTTLE	1290	53117		71305
842230	MACH FILLING/CLOSING BOTTLES	603676	6789967	385665	4686044
842240	OTH PACKING WRAPPING MACHINE	380668	2494902	344777	1796919
842290	PARTS MACH FIL/CLEAN WRAP PACK	180624	1698249	223736	1756820
842310	PERSONAL WEIGHING MACHINES	5762	44300	2386	44992
842320	SCALES FOR CONT WEIGHING GOODS	52	44404	277	21026
842330	CONSTANT WEIGHT SCALES/HOPER		172692	1014	38278
842381	OTH WEIGHT MACHINERY-30KG	1328	21142	2017	64703
842382	OTH WEIGHT MACH CAP-30-5000KG	11201	308338	12627	148578
842389	OTH WEIGHING MACHINERY	5652	133452	4840	108760
842390	WEIGHT MACH WTS ALL KINDS&PART	12261	94296	4521	53889
842410	FIRE EXTINGUISHERS W/N CHARGED	117379	392764	23089	360723
842420	SPRAY GUNS&SIMILAR APPLIANCES	23506	464626	5546	109478
842430	STEAM,SAND BLAST,JET PROJ MACH	353	36645	6434	58463
842481	AGRICULTURAL OR HORTICULTURAL	24967	219899	41409	219908
842489	OTH APPL PROJ/DISPERS/SPRY LQD	18368	177177	14635	167692
842490	PART MECH APPLIANCE SPRAY ETC.	31279	220832	14934	645117
842511	PULLEY TACKLE HOISTS POWER	22495	172152	73997	239085
842519	O-PULLY/HOISTS/WINCH/CAPSTANS	38422	258869	10802	115166
842531	WINCH CAPSTAN POWER E/MOT	29219	53027	1267	19629
842539	WINCHES CAPSTAN	13690	60593	5323	106931
842541	JACKS,HOISTS-RAISING VEHICLES	186	19524	802	22819
842542	OTH JACKS AND HOISTS HYDRAULIC	18386	263327	17928	168495
842549	OTH MECHANICAL HANDING EQUIPMT	201	8568	226	17199
842611	OVERHEAD-TRAVELING CRAN F-SUPO	138127	505089		145228
842612	MOBILE LIFTING FRAME ON TYRES	4410	190743	9185	54859
842619	OTH O/HEAD TRAVEL/TRNSPOT CRAN	2353971	7593751		175273
842620	TOWER CRANES	181180	1013052	54644	310690
842630	PORTAL OR PEDESTAL JIB CRANES	208925	271272		34878
842641	O-MACHINERY SELF PROP ON TYRES	8191	460494	6127	181200
842649	OTH MACHINERY SELF PROPELLED	155396	6415386	3284	345545
842691	O-MACH DESIGED MOUNT ROAD VEH	4732	31287	3054	7111
842699	OTH MACHINERY NOTSELF PROPELED		725398	7788	28663
842710	SELF PROPELL TRUCK WITH EL MOT	24483	317688	10611	348082
842720	OTHER SELF-PROPELLED TRUCKS	171122	892897	87772	752778
842790	OTH WORK TRUCK LIFT/HAND EQUIP	17475	200665	28387	99755
842810	LIFTS AND SKIP HOISTS	95430	1174965	143148	1107252
842820	PNEUMATIC ELEVATORS&CONVEYORS		82228		235552
842831	ELEVATOR/CONVEYOR,UN/GROND USE		43934		538
842832	OTH ELEVATOR/CONVEYOR BUKT TYP		4167	14013	137227
842833	OTH ELEVATOR/CONVEYOR BLT TYPE		198399	21441	282218
842839	OTH CONT ACTELEVATOR,CONVEYOR	139120	838579	45280	392435
842840	ESCALATORS & MOVING WALKWAYS	36969	472676		848084
842860	TELEFERICS CHAIR-LIFT,F/FURNIC	537	8971	2417	14024
842890	OTH MACHINERY LIFT/HANDLE ETC.	124309	972852	50585	603330
842911	TRACK LAYING BULDOZER/ANGLDOZR	50434	424002	24063	507639
842919	BULDOZRS/ANGLEDRO/TRACK LAYING	57353	426205	816	155462
842920	GRADERS AND LEVELLERS	19276	221232	3242	464153
842930	SCRAPERS				1156
842940	TAMPING MACHINE & ROAD ROLLERS	148312	657576	21863	222516
842951	FRONT-END SHOVEL LOADERS	308458	1636859	64173	507825
842952	MACHINERY 360 REVOLVG S/STRUTE	5103	240758	9142	9499
842959	OTH MECHANICAL SHOVALS EXCAVOR	984977	6151261	273123	2621545
843010	PILE-DRIVERS /EXTRACTORS	15798	76005		48781
843020	SNOW-PLOUGHS AND BLOWERS		25630		

Contd.

10.11 Imports by Economic Categories (Detail)

(In Thousand Rupees)

Items		March, 2016	From July, 2015	March, 2015	From July, 2014
843031	SELF-PROP COAL ROCK CUTTER		32264		221
843039	OTH SELFPROP COAL/ ROCK CUTTER	1723	20594	7294	64227
843041	OTH BORS SINK MACH SELF-PROPEL	49305	165499		104681
843049	OTH BOR/SINK MACH NOT SELFPROP	52300	7267337	215162	7406707
843050	OTH MACHINERY SELFPROPELLED		201691	132	59807
843061	TAMP COMPACT MACH NOT SELFPROP	1028	25774	734	11928
843069	OTH MACHINERY NOTSELF-PROPELED	25518	182478	2526	27844
843110	PARTS MACHINERY HEADING 84.25	7600	17896	992	28473
843120	PARTS MACHINERY HEADING 84.27	16093	75189	33653	82915
843131	PARTS OF LIFT SKIPHOIST&ESCALT	33687	288715	114411	354280
843139	OTH PARTSLIFT/HANDLE/LOAD MACH	71946	602460	136211	659212
843141	BUCKETS SHOVELS GRABS & GRIPS	14990	69977	8410	57372
843142	BULDOZER OR ANGLEDOZER BLADES	13035	21770	10071	14638
843143	PARTS BOR/SINK MACHINERY	214761	2803189	455728	4476249
843149	PART MACH HEAD 84.26.84.29-30	432947	2293367	250134	3079305
843210	PLOUGHS		100570		781
843221	DISC HARROWS,SCARIFIERS,CULTI	2441	78315	6916	18232
843229	OTH HAROW SCARIFIER WEDER&HOS	85	14529	621	2028
843230	SEEDERS PLANERS & TRANSPLANTER	76	1485	52	4510
843240	MANURE SPREADER&FERTILISER DIS		257	1464	1464
843280	OTH AGR HERTI, FORESTRY MACHRY	4665	11852	15126	74398
843290	PARTS AGR HERTICULTURAL MACHIN	2172	32412	891	116339
843311	LAWN MOVER PARKS/SPORTS GROUD	203	3815	112	2934
843319	OTH MOVER LAWN PARKS SPORTGOOD	1478	8314	137	6879
843320	OTH MOWERS INCLUDING CUTER BAR	8249	19636	2545	7922
843330	OTH HAYMAKING MACHINERY		2959	7184	16677
843340	STRAW BALER INCL PICK-UP BALER	2644	49124	6266	14478
843351	COMBINE HARVESTER-THRESHERS	225400	1535296	188568	1229246
843352	OTH THRESHING MACHINERY	298	2561	205	907
843353	ROOT/TUBER HARVESTING MACHINES		15801		2003
843359	OTH HARVESTING MACHINES	106828	241298	34513	103202
843360	MACH CLEAN SORT EGG FRUT AGPRO		9636	1538	158303
843390	PARTS MACH CLEAN/SORT EGG ETC	11520	71682	12902	71330
843410	MILKING MACHINES	27644	45269	151	13983
843420	DAIRY MACHINERY	873	70429	16277	403396
843490	PART MILKING/DAIRY MACHINERY	8866	84883	2175	54710
843510	MACHINERY (PRESSES,CRUSHES)	742	3257	738	9075
843590	PART OF JUICE EXTRACTING MACHI	39	2045	389	2585
843610	MACHRY PREP ANIMAL FEED STUFS	26420	727694	172381	539414
843621	POULTRY INCUBATORS & BROODERS		73365	6342	563149
843629	OTH POULTRY KEEPING MACHINERY	74883	1072451	115098	960904
843680	OTH MACHINERY	3474	29028	3691	7406
843691	PARTS POULTRY KEEP MACH BRODER	5525	28809	1908	69099
843699	OTH PART OF AGRI/HORT MACHINER	23232	211194	12051	150303
843710	MACH CLEAN SORT GRAD GRAIN/VEG	49047	684338	46040	880154
843780	OTH MACHINERY	17014	264002	60900	653808
843790	PARTS MACHINE USE MILLINDUSTRY	40065	413494	21771	377046
843810	BAKERY MACH MFG MACARONI SPGTI	38834	769121	2420	936784
843820	MACH MANU CONFECTIONERY COCA	12092	327318	4579	428421
843830	MACHINERY SUGAR MANUFACTURE	3409	33194	356	130696
843850	MACH PREPARATION MEAT/POULTRY	9811	506712	1645	460865
843860	MACH PREP OF FRUITS/NUTS/VEG.	59790	144173	675	125523
843880	OTHER MACHINERY	9712	208499	8203	211379
843890	PARTS MACH/ND MFG FOOD DRINK	51268	632700	46764	231570
843910	MACHINERY M/PULP FIBROUS MATAL	13372	57448	4863	49254
843920	MACHINERY MAKE PAPER P/BOARD	74567	226819	48578	575601
843930	MACHINERY FINISH PAPER P/BOARD	792	136491	22505	120864
843991	PARTS MACHIN PULP FIBROSMATERL	2862	36984	2426	21199

Contd.

10.11 Imports by Economic Categories (Detail)

(In Thousand Rupees)

Items		March, 2016	From July, 2015	March, 2015	From July, 2014
843999	OTH PARTS MACHIN PAPER P/BOAD	21484	286925	11968	245925
844010	BOOK-BIND&BOOK-SEWING MACHIN	3645	71398	3083	43507
844090	PARTS BOOK BINDING MACHINERY		61		3138
844110	CUTTING MACHINES	51457	635544	98512	322724
844120	MACH MAKE BAGS SACKS/ENVELOP	8239	19110		2281
844130	MACHI MAKE CARTONS BOX TUBEETC	1979	109091	3553	33333
844140	MACH MOULDING ARTICLE P/P,PULP	15453	213850	12985	99482
844180	OTH MACH FOR MAKING P&P/BOARD	3647	68509	191	45613
844190	PART MAC H-8441.1000,8441.4000	8060	96788	5795	123034
844230	PRINTING MACH, APATUS&EQUIPMEN	16006	125703	2936	86266
844240	PARTS OF THE FOREGOING MACH	873	19515	834	7999
844250	PLATE ,CYLINDER/PRINT COMPONE	5149	135523	4685	144950
844311	OFF SET PRINT MACHIN REELFED	27156	176363	9283	71019
844312	SHEET FED,OFFICE TYPE S-22&36	6970	38432	4199	19565
844313	OTH OFFSET PRINTING MACHINERY	312502	932548	56277	401913
844314	LETTERPRESS PRI-MACH REEL FED	175	3343		6420
844315	LT-PRESS P-MACH O/T R-FED,FLEX		28113		55482
844316	FLEXOGRAPHIC PRINTING MACHIN	20567	179524	767	62185
844317	GRAVURE PRINTING MACHINERY	27262	662518	63150	573191
844319	HOT STAMPING MACHINES	224460	1199956	42135	712429
844331	MACH PERFORM TWO OR MORE FUNCT	5451	337045	29220	136877
844332	PRINTER CONNECT TO AUTOMA DPM	135476	1254012	103250	909443
844339	O-MACH REPRODUC ORIGINAL IMAGE	117299	833916	55238	359581
844391	PART/ACCE PRINTING MACH H-8442	19716	289876	16596	271623
844399	PARTS /ACCE OTH PRINTING MACH	88703	773170	93479	605879
844400	MAC EXTRUD CUT M-MADE TEX-MATE	1482	159375	111695	309203
844511	CARDING MACHINES	4229	1495686	691756	1894414
844512	COMBING MACHINES		163862	51497	208758
844513	DRAWING /ROVING MACHINES	134113	954315	390411	1412204
844519	OTH MACH TEXTURE FIBRE ETC	347967	1339938	331760	1374176
844520	TEXTING SPINNING MACHINES	108277	2462460	941719	3447840
844530	TEXTILE DOUBLING OR TWIST MACH	5410	328153	5363	123727
844540	TEXTILE WINDING MACHINE	52014	1972267	171795	1974377
844590	OTH MACH, TEXTILE FIBRE	195191	1235136	270397	1216268
844610	WEAVING MACH FAB WD-NOT>30CM	59	11697		
844621	POWER LOOM WEAV FAB EXCED 30CM		2979		5202
844629	OTH WEAVING MACHINES(LOOMS)	33445	645619	28249	646879
844630	WEAV MACH FAB >30CM SHUTLES	1478677	5504086	553111	4844282
844711	CIRCULAR KNITTING MACHINE	5653	141837	5577	225200
844712	CIRCULAR KNIT MACH DIA>165MM	8076	167851	29823	318548
844720	FLAT KNIT MACH STITCH-BONDING	33758	360122	54349	251016
844790	OTH MACH GIMPED YARN TULE LACE	423777	5500589	377706	4948250
844811	DOBBIES JACQUARD COPY ETC MACH		62223	73332	204912
844819	OTH AUXILARY MACHIN HD84.44-47	110227	955385	36235	1062664
844820	PARTS&ACCESORIES MACH H-84.44	6019	53146	12178	51310
844831	CARD CLOTHING	93728	887338	85158	850792
844832	PART ACCESORY MACH TEXT FIBRE	5623	75227	1676	75835
844833	SPINDLE SPIND FLYER S/IN RING	72743	810175	80984	995464
844839	OTH PARTS&ACCESSORIES 84.45	130589	1207700	146328	1251889
844842	REEDS FOR LOOMS HEALDS&H/FRAM	42537	279546	33996	240089
844849	OTH PART ACCESSORIES WEAV MACH	52364	453702	48520	534852
844851	SINKERS NEEDLES & OTH ARTICLES	29736	291085	35857	273848
844859	PART ACCESSORY MACH HEAD 84.47	45856	379429	31309	336283
844900	MACH MFG FINISH NON WOVENS		104825	3341	46946
845011	WASHING MACH FUL-AUTO NOT>10KG	54484	426144	43725	391607
845012	O-MACH BUILT-CENTRIFUGAL DRIER	24556	134565	9083	103189
845019	O-MACH DRY LINE CAPA -NOT>10KG	2173	45241	1035	54118
845020	MACHINE DRY LINE CAP EXCE10KG	731	55834		20803

Contd.

10.11 Imports by Economic Categories (Detail)

(In Thousand Rupees)

Items		March, 2016	From July, 2015	March, 2015	From July, 2014
845090	PARTS FOR H/HOLD WASH MACHINE	9678	171681	4321	115886
845110	DRY-CLEANING MACHINES	6046	11819	6737	24037
845121	DRY MACH OF DRYLINEN CAP<10KG	37	283		155
845129	OTH DRYING MACHINES	26205	297389	40228	241125
845130	IRONING MACHINES & PRESSES	15020	109129	25061	106477
845140	WASHING BLEACH DYE MACHINES	99185	2552388	108104	1095632
845150	REELING UNREEL FOLDING ETC MAC	26480	201899	8574	101194
845180	OTH MACHINERY	453556	3339760	465331	3271440
845190	PARTS FOR DRY CLEAN/DYING MACH	52879	288739	36350	245431
845210	SEWING MACHINE HOUSEHOLD TYPE	14389	74015	4062	60764
845221	AUTOMATIC UNITS SEWING MACHINE	16337	99474	5904	109635
845229	OTH SWING MACHINES	296428	1947738	205396	1862861
845230	SEWING MACHINE NEEDLES	12907	72328	6804	76705
845290	OTHER PARTS OF SEWING MACHINE	30363	215445	26343	174198
845310	MACH PREP,TANN HIDE,SKIN LEAT	35208	190882	17075	251913
845320	MACH MAKING/REPARING FOOTWEAR	42410	197861	29392	306041
845380	OTH MACH REPAR H-SKINS/LEATHER	4228	95992	1419	43393
845390	PARTS OF MACH TANNING,FOOTWEAR	4011	71606	6876	70019
845410	CONVERTERS		11311	48	2819
845420	INGOT MOULDS & LADLES		9357	5312	14326
845430	CASTING MACHINES	41531	353448	54229	268119
845490	PARTS OF CONVERTERS LADLES ETC	15291	93442	4230	49637
845510	TUBE MILLS	13619	509697	465	119875
845521	HOT/COMBIN HOT&COLD ROLING MIL	54845	314691	51076	382835
845522	COLD, ROLLING MILLS		280385	450633	619122
845530	ROLLS FOR ROLLING MILLS	13879	243355	43406	261431
845590	OTH PARTS METAL ROLLING MILLS	17245	83717	338513	450283
845610	MACH TOOL WORKING BY LSER ETC	26447	117131	2865	34393
845620	MACH OPERATED ULTRASONIC PROCE	62	9646	194	1011
845630	MA-TOOL OPER ELECTRO DISCHARGE	2072	46056	1855	26426
845690	O-MAC TOOL FOR REMOVAL OF MAT	2535	41967	243	47228
845710	MACHING CENT FOR WORKING METAL	31610	329102	32584	271788
845720	UNIT CONSTRUCTION MACH(SINGLE)	91	91	2658	2658
845730	MULTI-STATION TRANSFER MACH		8024		53887
845811	HORIZONT LATH NUMERICL CONTROL	30288	182374	6532	95618
845819	OTHER, HORIZONTAL LATHES	5135	86355	18432	113503
845891	OTH LATHES NUMERICALLY CONTROL	21224	133153		58232
845899	OTH LATHES FOR REMOVING METALS	10288	50778	1842	115253
845910	WAY TYPE UNIT HEAD MACHINES	894	5033	294	14233
845921	OTH DRILL MACH NUMERICAL CONT	1531	11119		11102
845929	OTHER DRILLING MACHINES	23614	147461	4112	101946
845931	OTH BOR/DRIL MACH NUMERI CONTR	3458	8828		507
845939	OTHER BOARING-MILLING MACHINES	7691	37376	348	8948
845940	OTHER BORING MACHINES	28409	56572	5262	74322
845951	MILLING MACH KNEE TYPE N.CONTR	589	11488		772
845959	MILL MACH W TRAVERSER =<300MM	1703	41565	2048	41441
845961	OTH MILLING MACH NUMERCAL CONT	1468	16682	1605	27005
845969	OTHER MILLING MACHINES	664	66920	2586	101681
845970	OTH THREAD/TAPPING MACH	1069	58043	33	47342
846011	F.SURFACE GRIND MACH NUM CONTR		2519		890
846019	OTH F.SURF GRIND MAC AXIS0.01M	2783	40257	1795	28813
846021	OTH GRIND MACH NUMERICAL CONTR				18631
846029	OTH GRIND MACH AXIS 0.01MM	199	13014	96	11680
846031	SHARPENING MACH NUMERCAL CONTR				9053
846039	OTH SHARPENING MACH-TOOL	355	23123	1979	7688
846040	HONING OR LAPPING MACHINES		9987	204	18900
846090	OTHER MACHINE TOOLS	1845	72479	25170	80635
846120	SHAPPING OR SLOTTING MACHINES	5947	44869	21758	41925

Contd.

10.11 Imports by Economic Categories (Detail)

(In Thousand Rupees)

Items		March, 2016	From July, 2015	March, 2015	From July, 2014
846130	BROACHING MACHINES		7939		589
846140	GEAR CUTTING,GRIND/FINISH MACH	37673	95058	4088	30477
846150	SAWING OR CUTTING-OFF MACHINES	15679	218073	7574	84636
846190	OTH MACH TOOL FOR METAL WORK	20096	66983	2955	57872
846210	FORGING/DIE-STAMP MACH&HAMMERS	13418	176718	15724	262326
846221	BEND,FOLD,ETC MACH NUM CONTROL		35959		5468
846229	OTH BENDING,FOLDING MACH	28227	124453	3583	120161
846231	SHEARING MACH NUMERICAL CONTRO		73980		29658
846239	OTH SHEARING MACH	13750	68497	653	40307
846241	PUNCH/NOTCH MACH NUM CONTROLED		16463	36	36
846249	OTH PUNCHING/NOTCHING MACH	21546	162217	4160	98636
846291	HYDRAULIC PRESSES	8693	192318	7325	52094
846299	OTH PRESSES FOR WORK METAL	9452	58996	37169	119305
846310	DRAW-BENCH FOR BARS,TUBES WIRE	1746	117045		8146
846320	THREAD ROLLING MACHINES	4231	18845	1971	10127
846330	MACHINES FOR WORKING WIRE	2156	66734	2393	19152
846390	OTH MACH TOOL WORKING METALS	3100	158617	8760	27213
846410	SAWING MACHINES	2618	11937		15802
846420	GRINDING OR POLISHING MACHINES	5559	41696	4803	51976
846490	OTH MACH TOOL WORK STONE/CER/C	32093	63107	7728	91149
846510	MACHINE FOR MECHANIC OPERATION	448	3023	498	2828
846591	SAWING MACHINES	1823	17720	2038	15401
846592	PLANING,MILLING, MOULD MACH	2120	14631	1817	8579
846593	GRINDING SANDING POLISHING MAC		165549	420	29922
846594	BENDING OR ASSEMBLING MACHINES	738	3434	2509	85444
846595	DRILLING OR MORTICING MACHINES	2894	6711		9564
846596	SPLITING SLICING PARING MACH	599	27224		14013
846599	OTH MACH TOOL FOR WOOD CORKETC	29900	234413	43020	112364
846610	TOOL HOLDER SELF OPEN DIEHEAD	3884	47801	8481	32235
846620	WORK HOLDERS	2209	22431	2826	35186
846630	DIVIDING HEAD & ATTACH M-TOOL	551	4276	1900	6778
846691	OTH PART FOR MA-TOOL H.84.64	870	16510	3	6830
846692	OTH PART FOR MA-TOOL H.84.65	2553	42119	2909	34827
846693	PART/ACCES MACH TOOL PLAN ETC	11265	153533	11950	175233
846694	PART/ACCES MACH TOOL FOLD ETC	6561	78891	10230	88758
846711	PNEUMATIC ROTARY TYPE TOOLS	39	3665	618	5141
846719	OTH PNEUMATIC TOOLS FOR WORK	5500	29239	8224	44087
846721	DRILL W ELEC MOTOR OF ALL KIND	11686	121727	7905	84558
846722	SAWS SELF CONTAINED ELE-MOTOR	1339	17387	356	12798
846729	OTH TOOL WITH ELECTRIC MOTOR	64741	393294	29747	307810
846781	CHAIN SAWS	1164	35240	4243	29145
846789	OTH TOOL WORKING IN HAND	51948	106550	22869	69622
846791	PARTS OF CHAIN SAWS	2513	20623	999	8705
846792	PARTS OF PNEUMATIC TOOLS	5080	27740	1105	13377
846799	OTH PART TOOL WOR IN THE HAND	11731	213621	18414	116655
846810	HAND HELD BLOW PIPES	85	1500		278
846820	OTH GAS-OPERATED MACH APPARATU	1270	27057	30447	39570
846880	OTH MACH FOR SOLDER,BRAZING	4138	96485	8133	68346
846890	PARTS FOR SOLDERING,BRAZIN MAC	1463	29204	1478	18078
846900	TYPEWRITER;WORD PROCESS MACH		3716		1219
847010	ELEC CALCULATOR,DATA REC MAC	4497	107086	7659	127607
847021	CALC. MACH W PRINT DEVICE		6		102
847029	OTH ELECTRO CALCULATING MACHIN		1535	239	549
847030	OTHER CALCULATING MACHINES		549		105
847050	CASH REGISTERS	612	18550	12235	51403
847090	OTH POSTAGE,TICKET ISSUE MACH	480	28552	1019	19892
847130	PORTABLE AUTOMATIC DP MACHINE	1492248	8855283	852659	17470860
847141	OTH AUTOMATIC DATA PRO MACHINE	107375	1108808	209977	1485597

Contd.

10.11 Imports by Economic Categories (Detail)

(In Thousand Rupees)

Items		March, 2016	From July, 2015	March, 2015	From July, 2014
847149	OTH PRESENTED IN FORM SYSTEMS	20229	794076	21528	217071
847150	PROCESSI UNIT O/T,H-8471.41,49	201682	2327741	386844	3287730
847160	INPUT,OUTPUT UNIT IN S-HOUSING	65440	491631	49464	860172
847170	STORAGE UNITS	235590	999970	84271	810294
847180	OTH UNITS OF AUTO DAT PRO MACH	8109	107701	16003	69517
847190	OTH LAN,BRIDGES,HUBS EXCL SWIT	15733	593961	18973	515072
847210	DUPLICATING MACHINES	542	1099	114	2251
847230	SORTING/FOLDING/AFFIXING MACH	258	960		608
847290	OTHER, OFFICE MACHINES	229370	2083744	128184	1415982
847310	PARTS/ACCESS OF MACH H-84.69		13954		1525
847321	PART CALC MACH H-8470.10.21.29		41		127
847329	OTH PARTS OF MACH H-84.70	1825	34687	114722	141536
847330	PARTS/ACCESS OF MACHINE 84.71	103584	990646	109214	981482
847340	PARTS/ACCESS MACHINE HEAD84.72	11696	229369	19217	204441
847350	PARTS/ACCESS MAC HD84.69-84.72	252	9404	274	7713
847410	SORTING/SCREENING/WASHING MACH	1450	412591	1050	205830
847420	CRUSHING OR GRINDING MACHINES	94994	671572	185199	685412
847431	CONCRETE OR MORTAR MIXERS	67365	659512	106137	818047
847432	MACH FOR MIXING MINERAL&BITUME	53794	330976		219088
847439	OTH MACH FOR MIXING MINERALS	97212	122251	20202	30025
847480	OTHER MACHINERY	25771	744183	7375	123385
847490	PART OF SORTING,SCREENING MACH	130720	1561305	171293	1027822
847510	MACH FOR MAKING ELEC LAMP/TUBE		33594		152
847521	MACH FOR MAKING OPTRICAL FIBRE		10		
847529	OTH GLASS WORKING MACHINES	16055	168014	24436	233183
847590	PARTS OF MACHINES H-NO.84.75	8600	25789	2318	47853
847621	BEVERAGE/VENDING MA W REFRIG	664	5624		4037
847629	OTH,AUTOMA BEVERG-VENDING MACH		604	1784	1827
847681	OTH MACH HEATING/REFRIG,DEVICE		235		863
847689	OTH MACH INCL MONEY CHANG MACH		645		4889
847690	PARTS OF MACH HEADING 84.76		5246		68
847710	INJECTION-MOULDING MACHINES	415291	2398889	144282	1634341
847720	EXTRUDERS	338745	666120	6929	601406
847730	BLOW MOULDING MACHINES	161964	712830	216677	613022
847740	VACCUM MOLDING/THERMOFORM MACH		86769	595	41166
847751	MACH MOULD PNEUMATIC TYRE,TUBE	2536	141916		210351
847759	OTH MACH FOR MOLDING/FORMING		26548		76337
847780	OTH MACH FOR WORKING RUB/PLAST	164581	2912577	75613	708982
847790	PARTS OF MACH,WORKING RUB/PLAS	101954	668292	93326	537241
847810	MACH FOR REPARING TOBACCO	10298	381463		208775
847890	PARTS OF MACHINES OF H-84.78	79589	493216	31807	282491
847910	MACH FOR PUBLIC WORKS,BUILDING	116263	545912	90987	331778
847920	MACH FOR EXTRACT/PREP FATS/OIL	10031	416497	15154	287287
847930	PRESS PARTICAL/FIBRE BOARD ETC	22485	888234	65	161192
847940	ROPE OR CABLE MAKING MACHINES	6432	354501	1616	84854
847950	INDUSTRIAL ROBOTS(N.E.S.)		6146		42697
847960	EVAPORATIVE AIR COOLERS	57689	308751	109187	359728
847971	PASSE BOARD BRIDGE.AIRPORT USE	102699	102699		
847979	OTH PASSENGER BOARDING BRIDGES	651	2368		283602
847981	MA FOR TREATING METAL/FLE WIRE	4059	96526	6569	75610
847982	MIX/KNEAD/CRUSH/GRIND ETC MACH	23586	818448	240551	3217826
847989	OTH APPLI IDIVIL FUNCTIO MACH	632553	3725921	1602218	8183579
847990	PART OF MA H- 8479.20.60.82.84	120261	1207522	71896	1188402
848010	MOULDING BOXES FOR MET FOUNDRY	22	28311	1895	17428
848020	MOULD BASES	4353	39043	4770	45448
848030	MOULDING PATTERNS	11254	14384	14167	64259
848041	INJECTION OR COMPRESSION TYPES	662	48408	9641	55717
848049	OTH, MOULDS FOR METAL/CARBIDES	15379	345298	37253	241063

Contd.

10.11 Imports by Economic Categories (Detail)

(In Thousand Rupees)

Items		March, 2016	From July, 2015	March, 2015	From July, 2014
848050	MOLULDS FOR GLASS	4743	52433		74335
848060	MOULDS FOR MINERAL MATERIALS.	66442	358091	2708	35382
848071	INJECTION OR COMPRESSION TYPES	167770	608601	36204	417989
848079	OTH MOULDS FOR RUBBER/PLASTICS	133773	1373441	136539	802105
848110	PRESSURE-REDUCING VALVES	75450	1302061	211960	1909759
848120	VALVES,OLEOHYD/PNEUMATIC TRANS	12970	197182	37497	1659434
848130	CHECK (NONRETURN) VALVES	116664	932073	73227	716162
848140	SAFETY OR RELIEF VALVES	40453	501631	63557	667719
848180	OTH APPLIANCE(TAP,COCKS,VAL)	389192	7327413	513907	5484430
848190	PARTS OF APPLICANCE H-NO.84.81	98748	988272	85898	780486
848210	BALL BEARINGS.	327446	3393863	326889	2780029
848220	TAPERD ROLLER BEARING INC CONE	68338	566591	41175	535652
848230	SPHERICAL ROLLER BEARINGS	17170	266785	18634	283984
848240	NEEDLE ROLLER BEARINGS	7838	68292	2923	50108
848250	OTH CYCLINRICAL ROLLER BEARING	11984	145237	17180	180161
848280	OTH COMBINED BALL/ROLLER BEAR	23497	323364	51725	376809
848291	BALLS, NEEDLES/ROLLERS PARTS	16126	137105	22610	138812
848299	OTH PARTS OF BALL/ROLLER BEAR	22028	186946	25811	217084
848310	TRANSMISSION/CRANKS/SHAFTS.CAM	253398	1934999	338455	2316921
848320	BEARING HOUSING-BALL/ROLR BEAR	6818	92887	7864	108579
848330	BEARING HOUSING NOT INCOR BEAR	136645	1309088	163970	1511470
848340	GEAR,CHAIN SPOK,GEAR BOXES ETC	196247	2172852	181147	1576313
848350	FLYWHEL/PULEY INCL PULEY BLOCK	16060	104293	21223	98298
848360	CLUTCHES AND SHAFT COUPLING	66078	781244	43717	523775
848390	PARTS OF HEADING 84.83	40184	390108	23825	397450
848410	GASKET&SIMILAR JOINT OF MATALS	55380	553785	86275	615620
848420	MECHANICAL SEALS	82859	459090	49379	454865
848490	OTH GASKET&SIMI JOINT DISSIMIL	78811	668911	105351	594026
848610	MACH FOR MANUF BOULES / WAFERS				10
848620	MAC FOR MANUF S-COND,I-CIRCUIT	3	887		21824
848630	MACH FOR MANUF FLAT PANEL DISP		556		44
848640	MACH FOR MANU OF I-CIRCUIT,NES		17409		
848690	PARTS&ACCE OF MACH MANU S-COND		1105	15	11793
848710	SHIPS/BOATS,PROPELLERS&BLADES		36220	114	15756
848790	O-PARTS&ACCE NOT CON ELE-CONNE	51545	309097	28702	270428
850110	ELEC MOTOR OUTPUT NOT>37.5.WAT	74636	480039	75183	485779
850120	UNIVERSAL AC/DC MOTOR >37.5 W	31625	290122	11355	202537
850131	OTH DC MOTOR/GEN 0-P=750 WATT	25321	193975	21129	165802
850132	O-DC MOTOR/GEN 0-P-750W-75KW	1653	51884	6284	114506
850133	OTH DC MOTO/GEN 0-P-75KW-375KW	3879	39333	10149	95031
850134	OTH DC MOTOR/GEN OUTPUT >375KW	1355	36561		97611
850140	OTH AC MOTORS,SINGLE-PHASE	186714	1150906	151793	924521
850151	OTHER AC MOTORS MULTI-PHASE	38379	360663	17775	209759
850152	AC MOTORS,OUTPUT-750W-75KW	140749	1269116	121178	1581105
850153	AC MOTORS,OUTPUT>75KW	31886	659017	44227	515770
850161	AC GENERATORS OUTPUT NOT>75KVA	73366	529977	79205	384931
850162	AC GENERATORS 0UTPUT-75-375KVA	13144	125696	16665	114643
850163	AC GENERATOR 0-P-375KVA-750KVA		4517		13897
850164	AC GENERATORS OUTPUT >750 KVA		368942		7483748
850211	EL GNERATOR (DIESEL)0-P>75 KVA	764379	3340193	750221	2838664
850212	GENER SET(DIESEL)OP- 75-375KVA	120902	1314284	196782	1346381
850213	GENER SET(DIES ENG)OP>375KVA	540949	13250447	200426	8875387
850220	GENER SET(SP-ING ENG)OP>375KVA	28563	2607781	88017	2781899
850231	GENERATING SETS,WIND POWERED	5437364	37068615		466407
850239	OTHER GENERATING SETS	1239142	13922937	3286381	18880201
850240	ELECTRIC ROTARY CONVERTERS.	101	101		745
850300	PARTS FOR MACHIN H-85.01/85.02	458565	4107072	334798	3033671
850410	BALLAST FOR DISCHARG LAMP/TUBE	19036	117547	25674	133305

Contd.

10.11 Imports by Economic Categories (Detail)

(In Thousand Rupees)

Items		March, 2016	From July, 2015	March, 2015	From July, 2014
850421	LIQUID DIELECRICT FORMERS		44605		27185
850422	LIQ D-E T/FORMER-650-10000KVA	281	233826		24164
850423	LIQ DI-ELE T/FORMER >10000KVA	6054	1894990	244	134958
850431	OTH TRANSFORMER-PHC-NOT>1 KVA	3155	645953	39572	542893
850432	OTH TRANSFORMER-PHC-1KVA-16KVA	8524	264739	4326	100975
850433	OTH TRANSFORMER-PHC-16-500KVA	151753	1049098	1548	332355
850434	OTH TRANSFORMER-PHC>500 KVA	470539	6016025	730182	3663788
850440	STATIC CONVERTERS	545011	6520975	628291	6300189
850450	OTHER INDUCTORS	94155	218322	14899	263849
850490	PARTS ELEC POWER MACH H-8504	144057	1427395	159330	1001427
850511	PERMANENT MAGNETS AND ARTICLES	5001	51159	11646	56815
850519	OTH PERMANENT MAGNETS&ARTICLES	14254	132285	14621	121103
850520	EL-MAGNET COUPLING,CLUTCH ETC	2718	26560	1352	32272
850590	OTH EL-MAGNET INC/PART HD85.05	4899	44533	8096	145253
850610	MANGANESE DIOXIDE P/CELL&BATT	62321	759154	65291	668272
850630	MERCURIC OXIDE P/CELL&BATTRIES		242		
850650	LITHIUM PRIMARY CELL&BATTERIES	31515	279333	25319	262994
850660	AIR ZINC PRIMARY CELL&BATTRIES	595	3221	1037	4849
850680	OTHER PRIMARY CELL&BATTERIES	42931	425232	36366	368653
850690	PARTS OF PRIMARY CELL&BATTEIES	4707	86006	1587	42668
850710	LEAD-ACID ACCUMULATOR(STARTNG)	3363	22420	1722	41483
850720	OTHER LEAD-ACID ACCUMULATORS	319405	4744958	356048	4580262
850730	NICKEL-CADMIUM ACCUMULATORS	6440	98821	65954	92545
850740	NICKEL-IRON ACCUMULATORS		31		
850750	BATTRIES NICKEL-METAL HYDRIDE	1542	12657	66	2634
850760	BATTRIES LITHIUM-ION	14762	125531	3774	24623
850780	OTHER ACCUMULATORS	40222	359056	98326	222805
850790	PARTS EL-ACCMOLATOR INCL SEPR	52999	419261	40973	315232
850811	VACUM CLEANER SE-CONTA E-MOTOR	6241	61025	4473	35098
850819	OTH VACUUM CLEANERS SELF MOTOR	728	30323	4082	27837
850860	OTHER VACUUM CLEANERS	1493	15324	3420	25361
850870	PARTS OF VACCUM CLEARNERS	158	2336	161	3734
850940	FOOD GRINDER/MIXERS&JUICE EXT	47745	589671	33153	545821
850980	OTH DOMESTIC APPLIANC	5644	111958	15601	156016
850990	PARTS DOMESTIC APPLIAN	24982	340588	30053	196444
851010	SHAVERS SELF CONTAINED EL-MOTO	9394	43357	3264	33741
851020	HAIR CLIPPERS SELF CON EL-MOTO	2770	40477	770	29720
851030	HAIR-REMOVING APPLIANCES	666	44615	9363	70762
851090	PART OF SHAVER/CLIPPER/REMOVER	229	13323	2459	15285
851110	SPARKING PLUGS	100306	795713	85469	680601
851120	IGNITION/DYNAMOS MAG-FLYWHEELS	4450	33744	8630	64536
851130	DISTRIBUTORS;IGNITION COILS	16554	276248	36102	215012
851140	STARTERS MOTORS/DUEL PUR GENER	12580	143926	6738	99917
851150	OTHER GENERATORS	1264	35335	924	39098
851180	OTH EL-IGNITION/START EQUIP	8013	47891	1565	14535
851190	PARTS OF THE HEADING NO.85.11	108984	948770	79067	732378
851210	LIGHTS SIG EQUIP BICYCLE USED	567	3122	862	3645
851220	OTH LIGHTING SIG EQUIPMENT	232042	1591318	173328	1233156
851230	SOUND SIGNALLING EQUIPMENT	13882	131899	13150	116172
851240	WINDSCREEN WIPER,DEFROST/DEMIS	2447	50901	5163	26140
851310	PORTABLE ELECTRIC LAMPS	41105	1120635	97354	1230935
851390	PARTS(OF THE HEADING NO.85.12)	158	4799	216	5032
851410	RESISTANCE HEATED FURNACE/OVEN		9837	172	6933
851420	INDUCTION/DIELECTRIC FUR/OVENS		91638		21691
851430	OTHER FURNACES AND OVENS	25470	96881	40269	190419
851440	OTH IND/DI-EL HEATING EQUIPMNT	9096	191111	10796	39807
851490	PARTS(OF HEADING NO.85.14)	2798	72711	6573	63348
851511	SOLDERING IRONS AND GUNS	2723	99809	3741	62010

Contd.

10.11 Imports by Economic Categories (Detail)

(In Thousand Rupees)

Items		March, 2016	From July, 2015	March, 2015	From July, 2014
851519	OTH BRAZING/SOLDER IRONS&GUNS	3604	72344	4282	48187
851521	MACHINES,RES WELDING OF METAL	4354	38398	2314	9785
851529	OTH MACH RES WELDING OF METAL	9401	155401	1086	144306
851531	MACH ARC WELDING METAL F/AUTO	17845	47776	435	11793
851539	OTH MACH/APP ARC WELDING METAL	43322	572037	28993	181638
851580	OTH MACH/APP HOT SPRAYING METL	15119	126679	2818	82440
851590	PARTS(OF HEADING NO.85.15)	13230	549052	9774	105967
851610	ELE INSTANEOUS/IMERSION HEATER	1469	111216	2296	58812
851621	STORAGE HEATING RADIATORS	1107	18595	937	15122
851629	OTH ELE SPACE/SOIL HEATNG APPA	4132	280375	2717	439420
851631	HAIR DRYERS	3943	51973	4646	39822
851632	OTHER HAIR DRESSING APPARATUS	2550	26795	7347	35359
851633	HAND DRYING APPARATUS	173	15366	184	4501
851640	ELECTRIC SMOOTHING IRONS	12183	124781	4345	94231
851650	MICROWAVE OVENS	33991	265344	8423	157702
851660	OTH OVEN/COOKER/GRILL/ROASTERS	10620	270540	15033	152120
851671	ELECTRIC COFFEE OR TEA MAKERS	3753	38828	6430	87965
851672	ELECTRIC TOASTERS	5189	119586	25650	170986
851679	OTH ELECTRIC-THERMIC APPLIANCE	17652	250123	28909	193691
851680	ELECTRIC HEATING RESISTORS	7419	96621	40701	144775
851690	PARTS EL-THERMIC APP H-85.16	144865	885821	46725	832248
851711	LINE TELEPHONE CORDLESS H-SETS	5140	76281	4671	62358
851712	TELEPHONE FOR CELLULAR NETWORK	7967021	59793995	7523369	54619668
851718	OTHER TELEPHONES	8063	108877	4662	104520
851761	BASE STATIONS FOR WIRELESS N-W	163917	5420576	248673	3352729
851762	MACH FOR RECEPTION VOICE/IMAGE	1963878	22255163	1098397	21226641
851769	OTHER APPARATUS	704972	5384346	450992	11855886
851770	PARTS FOR TELEPHONES/WIRELESS	414808	4169865	992384	8230429
851810	MICROPHONES AND STANDS THEREOF	7116	43688	4138	45604
851821	SINGLE L/SP MOUNTED IN ENCLOUR	24118	160206	10514	149884
851822	MULIPLE L/SP MOUNTED IN ENCL	8685	141985	19403	241798
851829	OTH L/SP NOT MOUNTED IN ENCL	26446	302963	25353	332422
851830	HEAD/EAR/MICRO PHONE SPEAK SET	33422	407860	34862	365905
851840	AUDIO FREQUENCY ELEC.AMPLIFIER	6450	44976	1472	50466
851850	ELECTRIC SOUND AMPLIFIER SETS	3739	28735	1762	29127
851890	PARTS & ACCESSORIES HEAD 85.18	5417	65822	3625	126007
851920	APPA OPERATED BY COINS,BANKNOT	160	160		
851930	TURNTABLES (RECORD-DECKS)		214	229	275
851950	TELEPHONE ANSWERING MACHINES		1537		
851981	O-APPA USING MAG/OPTICAL MEDIA	88	4324	217	662
851989	OTH COMPACT DISK PLAYERS	709	34079	1938	24935
852110	MAGNETIC TAPE TYPE	1439	22286	3710	21122
852190	OTH VIDEO REC/REPRODUCING APP	11676	148606	16727	136127
852210	PICK UP CARTRIDGES		5		69
852380	DATA/SOUND RECORDED AUTO.DPM	53613	3258404	743824	5611373
852550	TRANSMISSION APPA FOR RADIO/TV	6140	81740	8232	158927
852560	TRANSMISSION APPARATUS	27856	372160	40341	222331
852580	TV CAMERAS,DIGI/VIDEO CAMERA-R	141577	731508	67143	419708
852610	RADAR APPARATUS	151	30965	5563	27685
852691	RADIO NAVIGATIONAL AID APPARAT	524972	2476375		195954
852692	RADIO REMOTE CONTROL APPARATUS	340	5625	45	8157
852712	POCKETSIZE RADIOCASSETE PLAYER	714	3303	16	2630
852713	OTH APPA COMB W/SOUND REC/PRO		583		
852719	OTH RECORDING/REPRODUCING APPA	692	19690	3506	30086
852721	OTH RADIO BRO-RECEIVER FOR VEH	8369	49761	3270	37797
852729	OTH SOUND REC/REPRO APPA VEH	14231	120214	10050	355638
852791	OTH APPA COMB W/SOUND REC/PRO	54	1858		319
852792	APPA NOT COMB W-S-RECOR/REPROD		185	21	193

Contd.

10.11 Imports by Economic Categories (Detail)

(In Thousand Rupees)

Items		March, 2016	From July, 2015	March, 2015	From July, 2014
852799	MODEMS FOR SUND RECOD APPA	62	947	890	1896
852841	MONITORS AUTOM DATA PRO SYSTEM	355	8956	2104	141540
852849	OTH CATHODE-RAY TUBE MONITORS	3148	35833	411	7036
852851	OTH MONITOR DATA PROCESSING SY	283536	1996720	227989	1921567
852859	OTHER MONITORS	4242	92597	2602	55252
852861	PROJECTOR FOR AUTO- DPS-H8471	17387	127074	7180	161156
852869	MULTIMEDIA PROJECTOR-FOR DP-SY	5438	35324	346	3745
852871	RECEPTION APPA FOR TV	25919	199499	11421	191485
852872	OTH COLOUR TV SETS	514888	4561107	121890	1134846
852873	OTH MONOCHROME RECEPTION-APPA	13	204		13
852910	AERIALS/REFLCTORS ALL KINDS	9050	318686	34868	342216
852990	OTH PARTS/APP H-85.25-85.28	80866	1275519	283663	3889423
853010	EL-SIGNAL EQP RAILWAY/TRAMWAY		2105		2945
853080	OTH SIGNAL EQP EL TRAFIC CONT	2577	99743	2598	81930
853090	PARTS OF EQP HEAD 85.30	426	34113	121	10492
853110	BURGLAR/FIRE ALARMS/SIMIL APPT	37240	224720	18360	288765
853120	INDICATOR PANEL INCORP LCD/LED	7596	113043	11549	150592
853180	OTHER APPARATUS	26453	96017	13490	99826
853190	PARTS ELEC SOUND/VIS SIG APPT	6063	58566	3976	100739
853210	FIX CAPACITO 50/60HZ CAP.5KVAR	8310	125300	9345	332146
853221	OTHER FIXED CAPACITOR	653	2038		1134
853222	ALUMINIUM ELECROLYTIC FIX CAP	2885	5963	199	14603
853223	CERAMIC DIELEC,SIN-LYR FIX CAP	557	6544	497	7399
853224	CERAMIC DIELEC MUL-LYR FIX CAP	1050	19544	742	13561
853225	DIELECTRIC PAPER PLAS FIX CAP	4284	17268	2973	11652
853229	OTHER FIXED CAPACITORS	16798	214916	23397	213963
853230	VARIABLE/ADJUSTABLE CAPACITORS	2018	12208	2282	20080
853290	PARTS OF ELECTRICAL CAPACITORS	4426	37798	1596	22502
853310	FIXED CARBON RES COMP/FILMTYPE	7058	36274	9508	50845
853321	OTH FIXED RES CAPACITY < 20 W	274	4999	234	2862
853329	OTHER FIXED RESISTORS	16831	106668	9727	97894
853331	W/WOUND RESISTOR- RHEO&POTEN	4102	23941	2626	19120
853339	OTH W/WOUND VARIABLE RESISTORS	2792	21036	688	20905
853340	OTH VAR RES INCL REHEOSTATS	6763	86878	7054	79356
853390	PARTS FOR ELECTRICAL RESISTERS	1033	9231	1272	7536
853400	PRINTED CIRCUITS	25356	318563	64754	707438
853510	FUSES FOR VOLTAGE >1000 VOTTS	14795	79472	1467	38038
853521	AUTOMA C-BRAKER VOT <72.5 KV	60671	656517	102110	615869
853529	OTH AUTOMATIC CIRCUIT BRAKER	256892	816921	11091	487343
853530	ISOLATING/MAKE-AND-BREAK SWIT	34191	657334	23250	153573
853540	LIGHT ARRESTER,VOL LIMITER ETC	8880	193138	8492	143460
853590	ELEC APP SWITCHING CIR>1000VOL	146578	1208602	84096	432824
853610	FUSES FOR VOLTAGE <1000 VOLTS	21183	110660	8935	65022
853620	AUTOMATIC CIR BREAKER	198676	1820451	158209	1653725
853630	OTH APP PROTECTING ELEC CIRCUL	8645	71276	3898	149274
853641	RELAYS FOR VOLTAGE	6457	213468	12316	177475
853649	OTHER, RELAYS	84975	877367	87443	712389
853650	OTHER SWITHCES	81855	796801	70766	689754
853661	LAMP HOLDERS	4672	50226	5477	65914
853669	OTHER,PLUGS AND SOCKETS	53351	768870	73469	658221
853670	CONNECTORS FOR OPTICALFIBRES	2868	25372	2560	29038
853690	OTH ELECTRICAL APPARATUS	101262	966886	93587	1014941
853710	BOARD,PANEC ETC VOLTAGE-1000V	464701	2783556	130661	3579942
853720	BODIES,CONSOLE ETC VOLT>1000V	418133	4057861	6671	585697
853810	BOARD,PANELS GOODS HEAD 85.37	39318	697402	38160	373546
853890	OTH PARTS SUITABLE GOOD H85.37	357050	2250060	218565	1948483
853910	SEALED BEAM LAMP UNITS	8172	69827	7121	81068
853921	TUNGSTEN HALOGEN LAMPS	25227	235481	19084	178278

Contd.

10.11 Imports by Economic Categories (Detail)

(In Thousand Rupees)

Items		March, 2016	From July, 2015	March, 2015	From July, 2014
853922	OTH LAMPS 200W FOR VOLT>100V	13101	75736	13302	76298
853929	OTH FILAMENT LAMPS EXCL U-VIOL	26219	458897	41952	412698
853931	DISCHARGE LAMP O/TAN U-V-LAMP	35877	163487	38466	144027
853932	MERCURY OR SODIUM VAPOUR LAMPS	5007	41452	4602	37865
853939	OTH DISCHARGE LAMPS,O/TH ULTRA	490384	7322910	501345	6848505
853941	ARC-LAMPS (ELECTRIC)	1119	5732	254	4071
853949	OTH ULTRA-VOILET/INFRA-REDLAMP	3278	35930	1755	21238
853990	PARTS ELECTRIC FILAMENT/D-LAMP	31037	368329	27016	312992
854011	CATHODE-RAY TV PICTURE TUBES		11334	15923	97693
854020	TV CAMERA TUBE(IMAG CONVERTER)		19		
854040	DATA GRAP DISPL TUBE,COLO/MONO				108
854060	OTHER CATHODE-RAY TUBES	130	130		203
854071	MAGNETRONS	35212	290931	14549	204932
854079	OTH,MICROWAVE TUBE,CARCINOTR		1392	58	851
854081	OTHER VALVES AND TUBES:		177		22
854089	OTHER VALVES ANA TUBES,N.S.	6	2960	124	4651
854099	OTH PARTS OF HEADING NO.85.40		2613	270	291
854110	DIODES,OTH THAN PHOTOSENSITIVE	28128	156665	13658	120776
854121	TRANSISTOR O/THAN PHOTOSENSITV	16	7382	8	16544
854129	OTH TRANSISTOR O/TH PHOTOSEN	4480	55980	7162	69139
854130	THYRISTORS DIACS AND TRIACS	1086	12612	672	17542
854140	PHOTOSENSITIV SEMICONDUCTOR DE	5467229	45283278	1437565	13334455
854150	OTH SEMICONDUCTOR DEVICES	1452	70445	3773	50038
854160	MOUNTED PIEZO-ELECTRIC CRYSTAL	2610	13141	524	7397
854190	PARTS OF APPARATUS OF H-85.41	1423	23898	17390	62129
854231	ELECTRONIC INTEGRATED CIRCUIT	34575	280717	20880	252195
854232	MEMORIES	7066	72221	15626	62213
854233	AMPLIFIERS	11048	44180	1097	11181
854239	OTH ELECTRO INTEGRATED CIRCUIT	26004	353917	15874	438508
854290	PARTS OF ELEC INTIGRAT CIRCUIT	13320	81659	1425	29177
854310	PARTICLES ACCELERATORS		104700		3748
854320	SIGNAL GENERATORS	671	29797	912	22807
854330	MACH APPA EL-PLATNG ELECTROLYS	144957	322839		108680
854370	OTHER MACHINE/APPARATUS	248593	2020009	216410	2357915
854390	PARTS OF THE APPARATUS H-85,43	16905	210253	4222	210323
854411	WINDING WIRE OF COPPER	15760	165188	1360	81118
854419	OTHER WINDING WIRE OF COPPER	37622	605782	62134	645050
854420	CO-AXIAL CABLE & CONDUCTORS	90843	898282	53040	663713
854430	IGNITION & OTHER WRITING SETS	18739	678285	6139	259889
854442	COMPUTER LEADS WITH CONNECTOR	63434	781049	59825	1785905
854449	OTH ELECTRIC CONDUCTOR N>1000V	560476	4219293	1955153	6380776
854460	OTH EL CON FOR VOLTAGE >1000V	281378	1637837	42414	1030452
854470	OPTICAL FIBRE CABLES	93722	438017	10893	260008
854511	ELECTRODES USED IN FURNACES	10569	63125	8869	80156
854519	OTHER ELECTRODES	817	12626	544	27826
854520	CARBON BRUSHES	1660	36546	1733	39440
854590	OTH LAMP/BATTERY CARBON,GRAPIT	2640	23141	2336	33090
854610	EELECTRICAL INSULATOR OF GLASS	28	180		1873
854620	EELECTRICAL INSULATOR CERAMICS	88638	2550457	10195	136003
854690	OTH ELE INSU OTH THN GLAS,CERA	12753	98741	7563	127524
854710	INSULATING FITTINGS OF CERMIC	192	1680	145	274
854720	INSULATING FITTINGS OF PLASTIC	7889	9606	229	4111
854790	OTH INSULATIN FITT PLAS/CERMIC	5374	242542	15573	647559
854810	WAST/SCRP PRI BATRY,CEL,ACCUMU	76345	1229560	315	942
854890	OTH,PARTS ELE MACHINE/APP NES	434	7919	95	2200
860110	RAIL LOCOMO POWERED ELECTRICIT		9628		
860210	DIESEL ELECTRIC LOCOMOTIVES		30822		4094764
860290	OTH,RAIL LOCOMOTVE,LOCOMO TEND		27		3116252

Contd.

10.11 Imports by Economic Categories (Detail)

(In Thousand Rupees)

Items		March, 2016	From July, 2015	March, 2015	From July, 2014
860390	OTH,RAILWAY OR TRAMWAY COACHES		14		3045
860400	RAIL/TRAMWAY MAINTENANCE VEHIC	174132	1325631		549730
860500	RAIL/TRAMWAY PASSENGER COACHES		6999		
860610	TANK WAGONS AND THE LIKE				460253
860699	OTH RAIL,TRAMWAY GOOD VAN(NSP)		5466		2522908
860711	DRIVING BOGIES&BISSEL-BOGIES		10		15
860719	OTH INCL PARTS AXELS/WHEEL		207311		1198719
860721	AIR BRAKES AND PARTS THEREOF				19740
860729	OTH BRAKES LOCOMO&PATS THEREOF	5035	77735	15474	347121
860730	HOOKS,COUPLIN DEVICES,BUFFERS		5221		8492
860791	OTHER PARTS OF LOCOMOTIVES	297993	1940472	158796	5489438
860799	OTH RAILWAY LOCOMOT STOCK PART	4054	15818	59	77111
860800	RAIL/TRAMWAY TRACK FIXTURES	2572	304385	102181	532989
860900	CONTINERS SPECIL DESI,EQUIPPED	13635	175417	9645	209336
870110	PEDESTRAIN CONTROLLED TRACTORS		5031		
870120	ROAD TRACTORS FOR SEMI-TRAILER	487090	6762733	118322	3033671
870130	TRACK-LAYING TRACTORS		13916		
870190	COMP AG-TRACTORS-ANY KIT FORM	90374	1148651	333377	2354323
870210	M.VEH 10 OR >PERSON DIESEL ENG	175667	5005663	308447	4169818
870290	COMP O-M-VEH 10PER&DERIVER AKF	534358	1340824	43876	484419
870310	M-CAR FOR TRAVEL ON SNOW/GOLF	9338	22493	36	7189
870321	MOTOR VEH CYLNDER CAP-1000CC	3294063	28824355	2396498	22037861
870322	OTH CAR CY CAP>1000CC - 1500CC	3306875	24720685	2650499	18328414
870323	OTH VEH CYL CAP 1500 - 3000CC	1471056	13047431	2186349	15295483
870324	OTH VEH CYL CAPACITY>3000CC	492823	3524659	542054	3109318
870331	OTH VEH(DIESL ENG)CYL-C-1500CC		887		121279
870332	VEH(DIESL ENG)CY-1500 -2500CC	2481	507449	11817	130095
870333	OTH VEH(DIESEL ENG)CAP>2500CC	28319	456755	22807	270489
870390	OTH M-CAR/M-VEH FOR PERSONS	300	30080	2479	55007
870410	DUMPERS DESIGN FOR OFF-HIGHWAY	459940	1416430	35558	300544
870421	OTH VEH(DIESEL ENG)NOT>5TONNES	990985	7478093	630495	4858926
870422	OTH VEH(DIESEL ENG)GVW-5-20TON	585509	5170088	640203	4148133
870423	OTH VEH(DIESEL)GVW >20 TONNES	17922	1107434	204218	831809
870431	OT VEH SPARK-IGNITION NOT>5TON	456361	4957547	624572	3560532
870490	OTH VEH FOR TRANSPORT GOODS		4753		
870510	CRANE LORRIES	146076	730538	10254	330841
870520	MOBILE DRILLING DERRICKS				20600
870530	FIRE FIGHTING VEHICLES	7278	38060		53519
870540	CONCRETE-MIXER LORRIES	92523	836557	30853	362973
870590	OTH SPECIAL PURPOSE MOTOR VEHL	166885	1078438	131795	1844992
870710	BODIES/CABS FOR VEH-H-87.03	1733	21669	378	6840
870790	BODIES OF VEH-H-87042190&.3190	19321	163799	12639	129071
870810	BUMPERS AND PARTS THEREOF	36006	188463	20033	95615
870821	OTH PART ACCE OF BODIES,SEATS	23732	235615	29558	213641
870829	OTH PART ACCE OF BODIES,CABS	529731	3837644	417118	3667549
870830	BRAKES&SERVO-BRAKES,PARTS VEH	62379	632615	89423	456371
870840	GEAR BOXES AND PARTS THEREOF	156280	691486	117287	683834
870850	DRIVE-AXLES WITH DIFFERENTIAL	54099	513432	25389	269377
870870	ROAD WHEELS&PARTS&ACCESSO	79187	471480	25832	285939
870880	SUSPENSION SYS,SHOCK-ABSORBERS	220310	1479952	169526	1263303
870891	RADIATORS & PARTS THEREOF VEH	32850	219866	22430	179632
870892	SILENCERS&EXHAUST PIPES,PARTS	346	14589		2653
870893	CLUTCHES AND PARTS THEREOF	27505	182486	20217	261675
870894	STEERING WHEELS,CLUMNS,BOXES	38689	296493	82243	423395
870895	SAFETY AIRBAGS INFLATER SYSTEM		2962	372	987
870899	OTH PARTS FOR VEHICLES H-8701	1288466	6992328	286977	3827170
870911	WORK TRUCKS SELF-PROPEL ELECTR		6185		14863
870919	OTH WORK TRUCK SELF PRO N-FITT	5419	397720	44562	191009

Contd.

10.11 Imports by Economic Categories (Detail)

(In Thousand Rupees)

Items		March, 2016	From July, 2015	March, 2015	From July, 2014
871000	TANKS,OTH ARMOUD FITGHING VEH		12200		22909
871110	MOTORCYCLE CYL CAP-NOT>50CC		1282	45	3585
871120	M-CYCLE CYL CAPACITY- 50-250CC	592680	7958059	614192	6063207
871130	M-CYCLE CYL CAPACITY-250-500CC	255	148379	736	10982
871140	M-CYCLE CYL CAP-500-800CC	13059	45082	2063	15112
871150	M-CYCLE CYL CAP EXCEEDIN-800CC	2170	54546	6141	73809
871190	OTH M-CYCLE(INCLUDING MOPEDS)	178	7529	6952	436603
871200	BICYCLES,OTH DELIVERY TRICYCL	90502	615617	39140	320011
871310	INVALID CARRIAG NOT MECH PROPL	26613	226806	14586	146800
871390	OTH INVALID CARRIAG MOTORISED	107	12213	316	6105
871410	SADDLES OF MOTORCYCLES,MOPEDS	395661	4878962	341803	3958526
871420	PART ACCE INVALID CARRIAGES	35	1365		935
871491	FRAMES,FORKS & PARTS THEREOF	332	8440	621	3099
871492	WHEEL RIMS AND SPOKES	230	5535	1032	6991
871493	HUBS,COAST BRAK HUB,FREE WHEL	7349	73752	12915	105231
871494	BRAK,COAST BRAK HUB,HUB BRAK	232	10123	2065	11759
871495	OTHER, SADDLES	1300	17622	3362	30617
871496	PEDALS,CRANK-GEAR,& PARTS THOF	1043	3373	272	6300
871500	BABY CARRIAGES & PARTS THEREOF	2055	61675	6367	48318
871610	TRAILER,SEMI-TRALER CARVN TYPE	55	14442		2737
871620	SELF LOADING/UNLODING TRAL AGR	53	15088		6839
871631	TAKER/SEMI TANKER TRAILERS	16400	144582	1349	4979
871639	OTH TRAILER,SEMI TRAI FOR GOOD	330	163885		58165
871640	OTH TRAILERS & SEMI-TRAILERS	26622	66978		3404
871680	OTH VEH NOT MECHANICALLY PROPL	18044	71914	5208	65559
871690	PARTS,TRAILER SEMI-TRAI H87.16	14686	266705	5963	125527
880100	GLIDERS AND HANG GLIDERS	5	5		1760
880212	HALICOPTER UNLADN WT>2000 KG		1254270		9276
880220	AEROPLAN UNLADEN WT NOT>2000KG	12106	77035		35780
880230	AEROPLAN UNLADN W-2000-15000KG				15669
880240	AEROPLAN UNLADN WT >15000KG	226440	21785783		8870394
880310	PROPELLERS,ROTORS & PATS THROF	10228	10240		10754
880320	UNDER CARRIAGES/PARTS THEREOF		5026	311	2938
880330	OTH PARTS OF AEROPLANE/HELICOP	262358	1714482	277774	1388807
880400	PARACHUTES AND ROTOCHUTES,PART		413		1679
880510	AIRCRA LAUN GEAR,DECK ARRESTOR		1944		65
880521	AIR COMBAT SIMULATORS & PARTS				10199
880529	OTH GROUND FLYING TRAINER PART		75592		4535
890110	CRUISE SHIPS,BOATS FOR PERSONS		830		
890190	OTH VESSELS FOR PERSONS/GOODS				182952
890310	INFLATABLE YATCHS,VESL PLE/SPO	29	1158		449
890391	SAILBOATS,WITH/W-OUT AUX-MOTOR				792
890392	MOTORBOAT,O/THN OUTBOARD M-BO		8257		10675
890399	OTH INFLTABLE YATCHTS	660	139787	4202	40575
890510	DREDGERS		278748		1010559
890590	OTH LIGHT VESSELS,FLO-CRANES		121548		12858
890710	OTH FLOATING INFLATABLE RAFTS	846	846		
890790	OTH FLOATING STRUCTURES,TANKS	1699	94955		5470
900490	OTH SPECT,GOGGLE&THE LIKE CORR	3574	37771	2001	30619
900510	BINOCULARS	121	5139	785	16660
900580	OTH ASTRONOMICAL INSTRUMENTS	2768	21345	354	5132
900699	O-PART,AC P-GRAPHIC F-LIGH APP	239	3203	59	668
900710	CINEMATOGRAPHIC CAMERAS		2682	403	403
900720	CINEMATOGRAPH PROJECTOR.S-R/RE		35890	1629	10991
900791	PAR,ACC-CINEMATOGRAPHIC CAMERA	33	3285	83	623
900792	PART,ACCE-CINEMATOGR PROJECTOR	1294	3750	338	2305
900850	PROJECTORS,ENLARGERS&REDUCERS	64	5118	259	1618
900890	PARTS/ACCE OF IMAGE PROJECTORS		999	52	920

Contd.

10.11 Imports by Economic Categories (Detail)

(In Thousand Rupees)

Items		March, 2016	From July, 2015	March, 2015	From July, 2014
901010	APPA,EQUI AUTOMATC DEVELO FILM	8424	44768	1795	58133
901050	OTH APP EQU PHO-GRAPHIC LAB	1318	6852	335	57401
901060	PROJECTION SCREENS	984	39748	3194	28961
901090	PART ACCE OF APP/EUIP H-90.10	375	6773	201	9252
901110	STEREOSCOPIC MICROSCOPES	248	602	300	768
901120	OTH MICROSCOPE P-MICROGRAPHY	53	10070		537
901180	OTHER MICROSCOPES	7185	113316	4666	101484
901190	PART,ACCE OF OPTCAL MICROSCOPE	165	4284	1055	5828
901210	M-SCOPE O/THN OPTIC M-SCOP APP		14814	16104	39253
901290	PART,ACC M-SCOPE O/THN OPTICAL		4066	1424	4198
901310	TELESCOPIC SIGHTS FITT TO ARMS	13	485	24	5941
901320	LASERS OTHER THAN LASER DIODS	823	15840		11138
901380	OTH DEVICES APPLI&INSTRUMENTS	21838	193437	526	147676
901390	PARTS,ACCE OF SUB GROUP-90.13	1193	10363	6715	39603
901410	DIRECTION FINDING COMPASSES	62	10626	33	865
901420	INST/APPLI AERONAUTIC NAVIGATO	1609	86803		10610
901480	OTH INS/APPLI(NAVIGATIONAL)	8709	17242	725	12317
901490	PART,ACCE OF SUB GROUP OF90.14	1733	34001	7176	9320
901510	RANGEFINDERS	96	991		1280
901520	THEODOLITES AND TACHEOMETERS	184	7123	2514	12748
901530	SURVEYING LEVELS	722	15030	786	15281
901540	PH-GRAMMETRICAL SURVEY INS/APP		50468	105	3674
901580	OTH INS AND APPLIANC-SURVEYING	664442	3601056	862836	5174839
901590	PARTS&ACCE OF SURVEYING INSTRU	130834	1662987	55729	1493336
901600	BALANCE SENSITIVITY 5CG/BETTER	1933	28913	4477	34214
901710	DRAFTING TABLE MACH W/NOT AUTO	7953	33342	2626	27950
901720	O-DRAWING MARK/MATH CALC INSTR	4138	61922	1966	34782
901730	MICROMETERS/CALLIPERS & GUAGES	5505	40156	3856	23913
901780	OTHER INSTRUMENTS	12926	101639	9847	109636
901790	PARTS/ACCE OF MEASURING INSTRU	361	10706	884	6835
901811	ELECTRO-CARDIOGRAPHS	3698	66567	18828	63812
901812	ULTRASONIC SCANNING APPARATUS	46624	444022	27240	470747
901813	MAGNETC RESONANCE IMAGING APPA	230418	1667398	31093	709591
901814	SCINTIGRAPHIC APPARATUS		5099		21302
901819	OTH ELECTRO-DIAGNOSTIC APPARAT	270634	1957575	161778	1822349
901820	ULTRA VOILET/INFRA-RED RAY APP	172	398		11577
901831	SYRINGES,WITH/WITHOUT NEEDLES	115205	1564188	113851	1219230
901832	TUBULAR METAL NEEDLE/NEDL SUTU	20460	237284	9903	162687
901839	OTH NEDLES,CATHERS,CANNULA	586783	4948970	494340	4110003
901841	DENTAL DRILL ENGINES,W/C-D-EQU	864	882		1311
901849	OTH;INS/APPLI, DENTAL SCIENCE	6685	65133	3260	52432
901850	OTH,OPHTHALMIC INST&APPLIANCE	47389	311476	52770	423216
901890	OTH INSTRUMENT & APPLIANCE.	943659	8165877	514532	7379216
901910	MECHANO-THERPY,MESSAGE/PSY APP	2190	214760	66412	155276
901920	OZONE,OXYGEN ,AEROSOL THERAPY,	58522	874777	145888	795836
902190	OTH;APP,WORN CARY,IMPL IN BODY	15919	262523	44628	200930
902212	COMPUTED TOMOGRAPHY APPARATUS	11187	3066214	150495	972625
902213	OTH X-RAY APPA FOR DENTAL USES				11236
902214	OTH,X-RAY APP FOR MEDICAL SURG	94200	607398	103825	1077096
902219	X-RAY APPA FOR OTHER USES		874782	173241	827178
902221	APP BASE ON ALP,BETA GAMA RADI	6601	12236		13880
902229	APP ALPHA-BE-GA RADI-OTHER USE	30192	36123		173956
902230	X-RAY TUBES	4030	70056	1035	8126
902290	O-APP AL-B-G RADI INCL PA/ACCE	13725	115411	7759	172701
902300	APPA DESIGNED F-DEMANSTRATION	19457	620276	32689	588341
902410	MACH&APPLI FOR TESTING METALS	2310	61404	6251	112948
902480	O-MACH-TESTING HARDNESS/STREN	25477	335984	23644	286884
902490	PARTS&ACC-HARD/STREN TEST MACH	4067	38748	11473	48327

Contd.

10.11 Imports by Economic Categories (Detail)

(In Thousand Rupees)

Items		March, 2016	From July, 2015	March, 2015	From July, 2014
902511	LIQUID-FILLED THERMOMETER/PYRO	1900	47322	2730	45941
902519	OTHER THERMOMETERS/PYROMETERS	153113	388160	6129	104893
902580	OTHER INSTRUMENTS	12137	174770	25840	205986
902590	PARTS ACCE INSTRUMENTS H-9025	3140	32543	2619	53243
902610	APP,MEASUR/CHECK FLOW/ LEVEL.	25037	344474	20144	240070
902620	APP, MEASUR/CHECK PRESSURE.	28908	448659	22084	748486
902680	OTH,APP,MEASUR VARIATION LIQ/G	138697	1534451	149729	1890497
902690	PARTS,ACCE OF SUB GROUP 90.26.	40052	719909	18680	147455
902710	GAS/SMOKE ANALYSIS APPARATUS.	10112	249085	1565	233388
902720	CHROMATOGRAPHS/ELECTROPHOR INS	46835	367454	248637	519865
902730	SPECTRO,SPECTROPHOT-METER RADI	34489	284392	29698	223667
902750	OTH,INS.USING OPTCAL RADIATION	91239	764677	47195	452361
902780	OTH,INST FOR PHYSICAL CHEM ANA	142839	2338208	194498	1759095
902790	MICROTOMES;PART ACCE APP-90.27	30072	368734	44881	358743
902810	GAS METERS	317514	2235024	103361	973330
902820	LIQUID METERS	1119	10178	2116	11209
902830	ELECTRICITY METERS	6944	131044	5640	108287
902890	PART,ACCE OF SUB GROUP 90.26	94053	649005	40832	485126
902910	REVOL/PROD COUNTRS,TAXIMETERS,	3095	17900	2147	14459
902920	SPEED INDICATORS/TACHOMETERS	8124	59953	2627	24675
902990	PARTS ACCE OF METERS-H-90.29	12362	97762	12211	125891
903010	INS,MEASUR IONISING RADIATIONS	1798	316764	5099	254653
903020	OSCILLOSCOPE&OSCILLOGRAPHS	790	33980	253	24030
903031	O-INSTR MEASUR VOLTAGE,CURRENT	861	27375	2483	36993
903032	MULTIMETER WITH RECORD DEVICE		20617	383	15290
903033	O-METER WITH OUT RECOED DEVICE	27753	189541	21702	150698
903039	O-OSCILLOSCOPE W-RECOD DEVICE	1247	34441	1440	22303
903040	OTH,INS,SPE DESI FOR TELECOMMU	11821	114294	12429	88882
903082	OTH,INS,MEASUR SEMICONDOCTOR		652	229	627
903084	OTH,APPA,WITH RECORDING DEVIC		9188	3291	32585
903089	OTH,INS,MEASUR ELECTRICAL QTY.	42524	195811	43081	670967
903090	PARTS ACCE OF SUB GROUP 90.30	3234	61460	764	26251
903110	MACH BALANCING MECHNICAL PARTS	21575	36700	3277	44228
903120	TEST BENCHES		62734	20492	81658
903141	OTH,OPTICAL INS CHECK SEMICODU		34		223
903149	OTH,OPTICAL INS & APPLIACES.	4503	111351	14044	85238
903180	OTH,INS APPLIANCES & MACHINES.	236640	2134520	137014	1314345
903190	PART,ACCE OF ARTICLE H- 90.31	17928	148092	18363	162187
903210	THERMOSTAT	55160	492030	32946	336895
903220	MANOSTAT(PRESSURE REGULATORS)	153	9997	596	7152
903281	OTH,INS HYDRAULIC OR PNEUMATIC	757	23451	3429	22168
903289	OTH,REGULATING,CONTROLLING INS	136669	1574281	315662	1742877
903290	PARTS,ACCE OF ARTICLE H- 90.32	22051	87603	3297	196449
940210	DENTISTS,BARBER CHAIRS, PARTS	1655	59331	10436	38544
940290	OTH;OPE TABLES,EXAM TABLE MECH	32749	525723	80932	797366
940560	ILLUMINATED SIGN,NAMPLATES,LIK	18052	256866	29058	220404
940591	PARTS OF LAMP LIGHT FIT GLASS.	6165	111656	17427	155721
940599	OTH PARTS H-NO.94.05,N.E.S.	10735	45728	1927	38684

10.12 Exports by Areas and Countries / Territories

(In Thousand Rupees)

Territories/Countries	March, 2016	Cumulative From July,2015	March, 2015	Cumulative From July,2014
G R A N D T O T A L S	***181,891,098***	***1,623,826,710***	***196,002,060***	***1,812,803,429***
LATIN AMERICA	***247,707***	***2,281,904***	***268,369***	***2,482,929***
Anguilla		308		
Antigua and Barbuda		2,491		958
Aruba	1,302	1,895	1,510	16,507
Bahamas		16,475		2,111
Barbados	1,695	14,744	738	6,745
British Virgin Is.		3,152	723	1,267
Cayman Islands	967	3,726		6,340
Cuba	21,565	328,227	54,016	254,594
Dominica	1,976	3,835	1,401	2,784
Dominican Republic	71,679	898,543	97,925	860,714
Grenada	78	12,961		11,180
Guadeloupe		82,532		4,274
Haiti	18,562	146,037	16,528	344,671
Jamaica	10,392	138,686	6,035	99,719
Martinique	8,073	22,942		45,421
Netherlands Antilles		188		4,132
Puerto Rico	26,957	189,583	14,738	200,942
St.Kitts and Nevis		1,675		429
St. Lucia	498	18,468		10,691
St.Vincent/Grenadine	303	13,145		8,764
Trinidad and Tobago	83,176	380,819	74,754	600,578
US.Virgin Islands	485	1,471		110
CENTRAL AMERICA	1,253,022	11,789,321	1,061,509	10,758,716
Belize	282	1,856	230	5,294
Costa Rica	36,727	338,616	45,849	293,095
El Salvador	19,787	255,406	43,330	183,265
Guatemala	38,222	537,282	103,681	465,340
Honduras	50,950	936,182	54,978	296,158
Mexico	947,775	8,172,369	653,707	8,256,574
Nicaragua	127,360	621,177	67,933	490,163
Panama	31,920	926,435	91,800	768,827
SOUTH AMERICA	1,972,503	19,049,568	2,668,381	23,222,711
Argentina	474,009	4,393,455	430,028	3,031,265
Bolivia	9,751	48,947	4,059	31,848
Brazil	245,652	3,043,484	686,450	5,449,379
Chile	500,514	4,821,066	535,875	5,870,175
Colombia	314,831	2,893,750	524,413	3,798,952
Ecuador	88,748	443,907	81,033	693,334
Guyana	4,317	49,383		41,406
Paraguay	42,437	576,903	70,966	757,865
Peru	218,039	2,031,119	221,896	2,164,593
Suriname		12,879	5,851	73,875
Uruguay	44,565	428,357	76,664	661,591
Venezuela,Bolivar. R	29,639	306,320	31,147	648,428
NORTH AMERICA	30,094,161	286,882,347	30,593,672	293,459,745
Bermuda	57	7,342	107	3,612
Canada	1,712,319	16,413,890	1,730,700	16,931,617
St.Pierre & Miquelon				1,536
U.S.America	28,381,785	270,461,115	28,862,866	276,522,981
EASTERN EUROPE	3,188,336	34,211,898	3,752,501	38,311,974
Belarus	8,700	38,132	253	35,756
Bulgaria	73,554	923,316	125,219	1,428,213
Czech Republic	339,212	2,637,866	208,301	2,593,295

Contd.

10.12 Exports by Areas and Countries / Territories

(In Thousand Rupees)

Territories/Countries	March, 2016	Cumulative From July,2015	March, 2015	Cumulative From July,2014
Hungary	89,739	793,705	114,444	879,614
Poland	1,175,504	11,937,001	879,769	10,320,577
Republic of Moldova	1,422	8,355	1,793	26,380
Romania	160,661	1,540,225	187,892	1,904,849
Russian Federation	1,045,728	13,016,624	2,005,031	16,052,859
Slovakia/Slovak R.	43,726	263,645	22,144	251,998
Ukraine	250,090	3,053,028	207,655	4,818,433
NORTHERN EUROPE	17,941,050	157,157,841	15,708,677	155,541,155
Denmark	1,232,343	9,800,071	882,814	7,530,944
Estonia	195,562	1,385,758	96,641	1,338,888
Finland	180,070	2,448,458	241,797	3,517,253
Iceland	409	12,179	836	6,523
Ireland	544,931	3,966,821	377,556	3,865,041
Latvia	63,168	502,197	59,311	1,700,284
Lithuania	286,589	2,542,528	311,389	3,247,042
Norway	335,831	3,301,106	381,043	3,944,175
Sweden	941,496	9,273,944	883,824	9,669,077
United Kingdom	14,160,650	123,924,778	12,473,466	120,721,929
SOUTHERN EUROPE	16,421,228	133,588,979	13,469,824	133,858,554
Albania	29,406	324,795	18,744	261,787
Andorra		364		
Bosnia & Herzegovina	1,758	10,207	2,087	13,864
Croatia	124,759	786,319	124,989	933,230
Fr.Yugoslav R.Macedo		944		1,039
Greece	683,115	4,597,886	665,126	5,605,491
Italy	6,762,920	48,616,558	5,056,144	50,629,928
Malta	24,051	348,149	37,232	445,157
Portugal	1,457,162	12,469,367	1,239,012	11,441,989
San Marino		1,005		
Slovenia	709,510	4,264,542	471,927	3,760,400
Spain	6,610,453	62,003,682	5,843,144	60,601,594
Serbia	18,095	165,159	11,419	164,075
WESTERN EUROPE	21,908,881	210,592,627	21,141,299	216,780,294
Austria	100,177	1,194,726	147,130	1,411,377
Belgium	4,765,694	45,536,439	4,571,108	46,138,397
Europien Union	3,129	10,646		
France	2,530,482	25,455,036	2,415,478	28,266,464
Germany	9,306,146	86,975,324	9,077,331	90,072,850
Luxembourg	647	12,488	479	3,680
Netherlands	5,104,476	50,451,354	4,811,763	49,934,387
Switzerland	98,131	956,613	118,009	953,139
EASTERN AFRICA	5,990,104	54,039,681	6,984,050	61,249,734
Burundi	203	7,934	3,576	13,046
Comoros	227,565	1,102,609	294,404	2,480,391
Djibouti	184,569	3,030,811	427,739	2,504,701
Eritrea		17,638		342,785
Ethiopia	11,066	53,029	1,231	70,653
Kenya	1,821,417	20,202,234	1,914,468	23,412,574
Madagascar	813,367	6,362,921	855,600	7,158,560
Malawi	8,289	174,667	7,462	114,991
Mauritius	178,498	1,449,313	249,879	1,984,773
Mayotte	23,974	63,803	21,277	148,304
Mozambique	1,277,706	7,148,036	1,906,272	10,649,359
Reunion	71,566	479,817	36,930	461,919
Rwanda	4,865	16,409	8,548	26,131
Seychelles	36,701	201,546	37,517	291,380
Somalia	277,764	1,981,577	397,247	1,565,450

Contd.

10.12 Exports by Areas and Countries / Territories

(In Thousand Rupees)

Territories/Countries	March, 2016	Cumulative From July,2015	March, 2015	Cumulative From July,2014
Uganda	18,473	117,265	10,956	64,879
U.R.of Tanzania	1,014,064	11,160,596	651,434	8,929,196
Zambia	2,412	53,223	14,049	133,799
Zimbabwe	17,605	416,252	145,460	896,843
MIDDLE AFRICA	601,115	5,047,915	392,427	5,963,231
Angola	67,647	1,797,336	171,386	3,238,147
Cameroon	71,666	1,016,575	158,620	2,042,408
Central African R.		71		
Chad		1,841		1,926
Congo, Republic of		72,931	18,071	178,541
D.R.of Congo	437,050	1,998,952	28,102	303,621
Equatorial G.(Ri.Mi)		1,340		30,668
Gabon	24,752	158,868	16,248	167,920
NORTHERN AFRICA	2,051,783	17,275,736	2,753,957	21,633,966
Algeria	221,226	1,653,638	225,157	2,109,073
Egypt(U.A.R.)	1,161,348	9,284,587	1,538,908	11,868,807
Libya	34,839	414,258	53,889	597,852
Morocco	114,269	1,101,179	149,858	1,168,144
Sudan		363,042	615,368	3,847,396
South Sudan	365,150	2,716,623		
Tunisia	154,952	1,741,989	170,776	2,042,694
Western Sahara(Ri.De		420		
SOUTHERN AFRICA	1,346,522	15,396,491	1,732,254	21,210,719
Botswana	5,385	173,156	9,641	232,845
Lesotho	31,335	327,632	32,768	323,477
Namibia	126	18,302	11,641	104,684
South Africa	1,309,384	14,859,866	1,677,491	20,544,431
Swaziland	293	17,535	713	5,283
WESTERN AFRICA	2,789,112	22,405,258	4,997,790	29,711,591
Benin	369,696	4,423,825	636,683	3,366,468
Burkina Faso(Fr.Up.V	1,921	2,717	22,118	24,673
Cape Verde	10,325	19,933		5,051
Co,te d,Ivoire(Fr.Iv	492,460	5,285,775	1,330,315	6,459,514
Gambia	151,178	1,470,248	191,079	1,454,905
Ghana	93,576	1,057,712	46,966	1,984,538
Guinea	96,790	337,612	13,154	2,500,872
Guinea-Bissau	363,340	1,267,424	70,584	909,883
Liberia	3,843	85,474	7,872	211,518
Mali	260	9,325	1,924	5,518
Mauritania	64,009	423,014	243,873	2,520,930
Niger		2,552	59	2,107
Nigeria	270,988	2,141,443	987,119	4,554,122
Senegal	423,315	3,000,920	700,631	3,478,684
Sierra Leone	362,790	1,511,843	595,382	1,804,385
Togo	84,622	1,365,440	150,031	428,424
EASTERN ASIA	18,989,323	184,685,710	23,716,893	243,358,702
China	14,033,347	134,006,080	16,880,572	169,883,280
Hong Kong S.A.Re.Chi	1,227,906	13,784,365	2,360,410	22,074,367
Japan	1,423,695	13,836,911	1,583,750	14,123,019
Korea D.P.Republic	93	335	178	1,742
Korea, Republic of	2,038,280	19,616,624	2,000,515	24,715,338
Macao.China	2,360	10,351		9,593
Mongolia		14,332	175	10,840
O.Asia(Tai.For.Pe.Ki	263,642	3,416,711	891,293	12,540,523
SOUTH-CENTRAL ASIA	29,023,950	221,324,848	30,604,750	252,253,032
Afghanistan	15,899,319	116,043,017	18,689,637	143,581,666
Bangladesh	7,409,458	55,652,758	6,516,563	53,165,153

Contd.

10.12 Exports by Areas and Countries / Territories

(In Thousand Rupees)

Territories/Countries	March, 2016	Cumulative From July,2015	March, 2015	Cumulative From July,2014
India	2,687,035	23,506,962	2,286,675	29,447,317
Iran (Islamic R.)	236,914	2,616,048	181,884	2,045,327
Kazakstan	242,770	1,997,446	54,230	466,615
Kyrgyzstan/Kyrgyz R.	177	75,166	2,876	94,817
Maldives	59,122	575,636	124,529	699,881
Nepal	4,199	74,148	7,086	86,284
Sri Lanka	2,267,146	19,899,409	2,597,547	21,082,465
Tajikistan	176,924	386,658	12,839	641,701
Turkmenistan	37,243	340,587	107,411	846,959
Uzbekistan	3,642	157,014	23,472	94,846
SOUTH-EASTERN ASIA	7,534,912	68,075,833	10,440,375	91,085,444
Brunei Darussalam	1,247	44,596	2,757	50,617
Cambodia Fr.Kampuche	326,747	2,466,662	418,725	2,752,148
Timor Leste		331,683		
Indonesia	939,445	10,307,599	1,394,510	11,710,880
Lao People's D.R.	13,096	92,058	9,178	75,180
Malaysia	1,853,456	12,476,538	1,999,939	16,718,734
Myanmar	89,015	915,371	129,947	1,397,068
Philippines	683,646	4,737,572	471,481	3,990,011
Singapore	308,950	7,767,239	2,509,833	23,184,379
Thailand	1,245,649	8,112,620	1,292,265	9,142,705
Viet Nam	2,073,660	20,823,895	2,211,740	22,063,722
WESTERN ASIA	17,297,508	158,715,000	23,903,487	195,888,735
Armenia		8,026	1,242	23,477
Azerbaijan	661,018	2,969,216	290,242	2,789,917
Bahrain	696,757	5,510,637	682,862	5,740,336
Cyprus	40,217	314,191	50,084	323,840
Georgia	63,467	438,390	101,004	646,367
Iraq	102,420	2,005,522	435,989	3,547,651
Jordan	226,419	2,925,794	286,863	4,103,280
Kuwait	842,912	8,062,275	992,669	7,317,200
Lebanon	150,276	1,854,215	211,553	2,337,408
Oman	766,128	7,855,682	2,974,081	14,930,209
Qatar	455,330	4,342,542	553,462	5,006,352
Saudi Arabia	3,338,693	32,903,529	3,851,929	34,474,383
Syrian Arab Republic	199,182	1,146,804	416,750	1,512,485
Turkey	2,053,159	17,002,660	2,599,393	25,364,704
United Arab Emirates	6,673,826	63,858,888	8,945,520	80,454,702
Yemen	1,027,703	7,516,627	1,509,845	7,316,425
AUSTRALIA AND NEW ZEALAND	3,196,665	19,580,208	1,795,484	15,803,016
Australia	2,879,805	16,647,534	1,437,634	12,581,143
New Zealand	316,860	2,932,674	357,850	3,221,873
MELANESIA	39,208	1,676,587	15,367	218,049
Fiji	30,780	139,661	8,567	154,045
New Caledonia	3,686	8,754	179	4,350
Papua New Guinea	4,508	1,522,796	6,621	56,862
Solomon Islands		1,853		2,318
Vanuatu	233	3,523		473
MICRONESIA		8,406	227	561
Guam		7,895	227	561
Micronesia,F.States		511		
POLYNESIA	4,009	40,552	765	10,571
American Samoa	1,688	2,894		
Cook Islands		35		444
French Polynesia		26,748	765	10,127
Samoa	2,321	2,459		
Tonga		5,015		
Tuvalu		3,402		

10.13 Re-Exports by Areas and Countries / Territories

(In Thousand Rupees)

Territories/Countries	March, 2016	Cumulative From July,2015	March, 2015	Cumulative From July,2014
G R A N D T O T A L S	***1,043,892***	***13,345,299***	***1,563,760***	***14,895,185***
LATIN AMERICA				***29***
Barbados				**10**
US.Virgin Islands				**20**
CENTRAL AMERICA	**8,795**	**11,544**		**35,722**
Mexico	**8,795**	**11,544**		**15,293**
Panama				**20,428**
SOUTH AMERICA	**444**	**16,877**	**277**	**6,593**
Argentina				**411**
Bolivia		**2,211**		**2,759**
Brazil		**101**		**2,073**
Colombia		**436**		**215**
Ecuador		**1,058**		**95**
Peru	**444**	**9,173**		
Venezuela,Bolivar. R		**3,898**	**277**	**1,039**
NORTH AMERICA	**100,619**	**732,334**	**619,448**	**1,513,902**
Canada	**352**	**103,286**	**3,580**	**32,981**
U.S.America	**100,268**	**629,048**	**615,868**	**1,480,921**
EASTERN EUROPE	**9,801**	**279,630**	**1,322**	**34,824**
Bulgaria		**10,266**		
Czech Republic		**2**		**13,289**
Hungary	**8,753**	**253,867**		
Poland		**5,782**	**423**	**12,782**
Romania		**376**		**10**
Russian Federation	**141**	**1,866**		**3,195**
Slovakia/Slovak R.		**1,390**		**151**
Ukraine	**907**	**6,081**	**899**	**5,396**
NORTHERN EUROPE	**71,020**	**880,949**	**17,391**	**968,612**
Denmark		**34,931**	**9,683**	**20,734**
Finland	**1,858**	**6,702**	**1,855**	**14,744**
Iceland				**20**
Ireland		**33,594**		**111**
Latvia				**2,920**
Lithuania	**2,881**	**11,364**	**395**	**3,482**
Norway		**12,560**		**69,108**
Sweden	**162**	**11,135**	**1,385**	**256,418**
United Kingdom	**66,118**	**770,663**	**4,072**	**601,075**
SOUTHERN EUROPE	**23,213**	**320,867**	**1,114**	**720,609**
Croatia				**224**
Greece	**991**	**9,772**		**30**
Italy	**9,582**	**292,320**	**1,114**	**714,575**
Slovenia				**7**
Spain	**12,640**	**18,774**		**5,773**
WESTERN EUROPE	**296,920**	**2,619,507**	**77,975**	**3,058,869**
Austria	**735**	**19,058**	**3,726**	**18,052**
Belgium	**9,506**	**32,104**	**8**	**164,561**
France	**44,027**	**478,945**	**7,451**	**133,041**
Germany	**209,489**	**1,561,193**	**33,361**	**1,421,351**
Luxembourg		**3,775**		**1,014**
Netherlands	**29,569**	**425,611**	**17,220**	**1,153,606**
Switzerland	**3,594**	**98,819**	**16,210**	**167,244**
EASTERN AFRICA				**992**
Kenya				**992**
MIDDLE AFRICA		**172**		**2,244**
Angola				**721**
Cameroon		**172**		
Gabon				**1,524**

Contd.

10.13 Re-Exports by Areas and Countries / Territories

(In Thousand Rupees)

Territories/Countries	March, 2016	Cumulative From July,2015	March, 2015	Cumulative From July,2014
NORTHERN AFRICA	2,313	57,771	9,688	71,575
Algeria	44	789		
Egypt(U.A.R.)	336	9,582	9,688	69,745
Libya				1,382
Morocco		316		
Tunisia	1,933	47,084		448
SOUTHERN AFRICA	2,565	35,303		25,745
South Africa		32,676		25,730
Swaziland	2,565	2,627		15
WESTERN AFRICA	21,089	22,605		4,704
Co,te d,Ivoire(Fr.Iv				91
Ghana		775		
Guinea		434		106
Liberia				302
Nigeria	21,089	21,396		4,088
Senegal				118
EASTERN ASIA	108,393	2,380,636	135,568	1,629,880
China	21,396	748,067	12,715	815,821
Hong Kong S.A.Re.Chi	41,991	603,880	72,373	374,388
Japan	34,367	412,843	40,765	295,375
Korea D.P.Republic		300		
Korea, Republic of	8,419	580,613	19	130,441
O.Asia(Tai.For.Pe.Ki	2,220	34,932	9,696	13,856
SOUTH-CENTRAL ASIA	23,469	272,781	24,489	158,866
Afghanistan	23,197	138,519	15,277	27,813
Bangladesh		9		10,963
India	235	73,582	9,212	60,763
Iran (Islamic R.)		30,736		10,661
Kazakstan				599
Sri Lanka	37	29,935		48,067
SOUTH-EASTERN ASIA	39,001	2,276,763	182,267	1,532,292
Indonesia	14,611	95,428		1,362
Malaysia	1,354	668,292	4,379	160,240
Myanmar		985		
Philippines	398	25,110	135	12,959
Singapore	19,309	1,460,156	176,744	1,201,091
Thailand	3,329	10,067	1,008	156,639
Viet Nam		16,726		1
WESTERN ASIA	336,251	3,427,608	494,221	5,102,077
Azerbaijan		91,953	347	12,366
Bahrain	5,996	34,522	13,152	29,437
Cyprus		17		
Iraq		2,107		2,777
Jordan				94,564
Kuwait		12,985	46	281,796
Oman		155,712	817	8,779
Qatar	89,779	410,330	26,393	137,479
Saudi Arabia	10,635	495,527	1,506	1,066,630
Turkey	14,747	68,221	1,826	257,233
United Arab Emirates	215,093	2,144,189	449,796	3,177,989
Yemen		12,045	338	33,027
AUSTRALIA AND NEW ZEALAND		9,952		27,648
Australia		5,229		27,553
New Zealand		4,723		94

10.14 Imports by Areas and Countries / Territories

(In Thousand Rupees)

Territories/Countries	March, 2016	Cumulative From July,2015	March, 2015	Cumulative From July,2014
G R A N D T O T A L S	***371,192,643***	***3,377,892,015***	***352,412,879***	***3,435,442,430***
LATIN AMERICA	***1,665,266***	***5,003,843***	***83,417***	***513,938***
Anguilla		32		874
Antigua and Barbuda		2,202		
Aruba		1,620		
Bahamas	1,106	319,611	5,519	12,594
Barbados		6,159	1,312	5,331
British Virgin Is.	793	2,588		6,257
Cayman Islands		5,730	608	659
Cuba	261	6,985		3,584
Dominica	17	15,519	1,972	3,252
Dominican Republic	5,655	48,889	510	33,590
Grenada		1,707		651
Haiti	487	3,972		6,116
Jamaica	2,754	69,390	1,453	32,144
Martinique		1,372		
Montserrat		1,190		1,028
Netherlands Antilles	1,157	4,572		48,847
Puerto Rico	25,036	278,213	62,063	266,244
St.Kitts and Nevis	114	850		944
Saint Martin(Dutch p		1,604		
Trinidad and Tobago	1,627,886	4,205,909	9,980	88,323
Turks & Caicos Is.		6,029		309
US.Virgin Islands		19,700		3,192
CENTRAL AMERICA	342,830	4,615,987	502,483	4,083,775
Belize	10,252	83,586	188	274,928
Costa Rica	2,050	57,937	5,552	60,651
El Salvador		6,120		54,043
French West Indies		2,930		1,267
Guatemala	115,891	844,530	89,007	467,511
Honduras	2,091	31,928	1,672	22,998
Mexico	210,346	3,556,731	406,064	3,194,107
Nicaragua	1	3,243		5,980
Panama	2,199	28,980		2,290
SOUTH AMERICA	8,719,466	71,891,564	3,368,229	44,156,905
Argentina	5,080,043	44,043,318	1,962,073	24,687,563
Bolivia	1,934	19,381	2,866	14,183
Bouvet Island		875	26	1,771
Brazil	3,159,594	24,597,643	1,125,780	14,444,501
Chile	345,270	1,989,945	212,820	3,189,482
Colombia	11,995	155,535	22,806	886,506
Ecuador	1,740	18,661	2,294	19,491
Falkland Is.Malvinas		1	31	31
French Guiana				7,253
Guyana		7,861	754	8,235
Paraguay	84,284	681,910	974	164,189
Peru	24,266	185,015	12,811	474,204
S.Georgia S.Sandw.Is		432		4,063
Suriname				4,579
Uruguay	9,859	179,605	24,994	245,215
Venezuela,Bolivar. R	481	11,384		5,639
NORTH AMERICA	19,704,238	181,986,075	17,642,170	157,928,520
Bermuda		2,246		
Canada	7,161,810	46,368,526	3,385,093	30,013,676
Greenland	63	1,439		26,828
U.S.America	12,542,366	135,613,864	14,257,077	127,888,016
EASTERN EUROPE	5,649,231	44,756,903	4,586,041	92,487,058
Belarus	216,136	1,826,596	412,743	3,480,223
Bulgaria	102,859	794,707	126,632	925,195
Czech Republic	373,728	2,180,011	1,646,214	5,413,328
Hungary	451,334	2,962,953	180,828	1,867,438
Poland	796,670	6,717,363	576,612	6,073,299
Republic of Moldova	16,806	232,643	24,228	1,021,828

Contd.

10.14 Imports by Areas and Countries / Territories

(In Thousand Rupees)

Territories/Countries	March, 2016	Cumulative From July,2015	March, 2015	Cumulative From July,2014
Romania	752,117	2,816,350	226,102	17,991,261
Russian Federation	1,520,188	13,838,756	916,593	16,516,194
Slovakia/Slovak R.	259,634	2,010,203	198,013	1,528,942
Ukraine	1,159,759	11,377,322	278,076	37,669,349
NORTHERN EUROPE	9,960,425	91,333,009	10,724,290	95,243,396
Denmark	1,069,939	10,293,440	455,821	17,296,576
Estonia	40,740	307,597	8,899	134,737
Faeroe Islands		1,703		3,154
Finland	512,691	3,904,187	406,033	5,439,618
Iceland	20,535	142,511	1,984	17,548
Ireland	472,961	11,316,988	1,487,132	5,429,782
Latvia	191,148	3,663,256	51,466	1,700,842
Lithuania	91,916	585,184	35,315	541,049
Norway	60,301	664,533	89,767	947,826
Svalbard/Jan May.Is.		1,085		414
Sweden	1,800,115	14,234,391	1,578,099	18,630,734
United Kingdom	5,700,080	46,218,133	6,609,774	45,101,115
SOUTHERN EUROPE	8,503,524	65,082,239	5,788,148	48,242,538
Albania	1,224	4,891		2,386
Bosnia & Herzegovina	1,416	7,701	17	6,440
Croatia	783	65,063	82,354	91,907
Fr.Yugoslav R.Macedo		430		95
Gibraltar		975	4,404	8,263
Greece	93,074	872,891	199,279	696,587
Italy	5,472,466	38,495,678	3,628,172	31,807,887
Malta	46,440	93,928	18	3,464
Portugal	432,789	2,138,408	125,725	768,060
San Marino	4,731	29,459	4,582	34,191
Slovenia	26,743	242,437	32,336	248,474
Spain	1,519,435	20,206,576	1,343,383	10,901,296
Serbia	904,422	2,923,802	367,878	3,673,489
WESTERN EUROPE	29,519,347	243,303,443	23,930,504	204,087,616
Austria	872,357	13,469,969	964,708	9,083,820
Belgium	2,790,745	22,239,743	1,649,860	15,517,499
Europien Union	6,306,770	49,354,967	3,702,708	34,750,565
France	4,074,657	30,559,811	3,394,677	28,977,413
Germany	8,842,523	74,652,841	8,371,373	71,516,562
Liechtenstein		17	47	2,210
Luxembourg	8,525	714,505	198,445	817,134
Monaco				597
Netherlands	4,281,969	33,818,234	1,862,171	22,262,340
Switzerland	2,341,802	18,493,356	3,786,515	21,159,477
EASTERN AFRICA	5,353,365	51,164,008	6,484,004	37,439,168
B.Indian Ocean Terr.		245		234
Burundi	115,013	1,390,048	117,517	893,183
Comoros	4,477	102,253	4,089	84,279
Djibouti	9,988	41,920	7,990	98,257
Eritrea		2,063		3,606
Ethiopia	660,575	3,724,261	401,794	2,819,997
Kenya	3,295,440	32,280,186	2,993,193	21,914,362
Madagascar	16,472	448,138	19,701	423,026
Malawi		11,054	935	203,901
Mauritius	7,946	2,933,883	2,017,607	2,678,425
Mayotte		17		5,241
Mozambique	1,269	57,350	10,179	130,559
Reunion	17,911	91,669		3,792
Rwanda	317,004	2,824,349	271,920	1,651,493
Seychelles		20,354	16,281	24,331
Somalia	154,055	386,571	72,056	866,037
Uganda	67,484	688,302	44,843	558,206
U.R.of Tanzania	191,267	2,031,358	130,004	1,546,532
Zambia	490,610	4,037,304	348,448	3,384,122
Zimbabwe	3,854	92,683	27,445	149,587
MIDDLE AFRICA	74,561	624,830	20,347	293,431
Angola		37,956		33,112
Cameroon	9,165	167,202	7,714	85,649

Contd.

10.14 Imports by Areas and Countries / Territories

(In Thousand Rupees)

Territories/Countries	March, 2016	Cumulative From July,2015	March, 2015	Cumulative From July,2014
Central African R.				72
Chad	1,377	80,238	378	38,225
Congo, Republic of	8,371	103,369	7,460	94,528
D.R.of Congo	46,791	162,288		2,330
Equatorial G.(Ri.Mi)		1		515
Gabon	8,857	64,367	4,795	38,968
Sao Tome & Principe		9,409		31
NORTHERN AFRICA	3,456,743	39,064,479	2,957,376	34,915,716
Algeria		20,913		38,846
Egypt(U.A.R.)	850,235	11,095,308	1,002,419	12,135,455
Libya	38,585	619,740	3,225	240,441
Morocco	2,500,868	26,410,957	1,923,424	21,847,039
Sudan		38,264	5,925	69,273
South Sudan	283	306,755		
Tunisia	66,772	572,541	22,383	584,546
Western Sahara(Ri.De				117
SOUTHERN AFRICA	4,163,579	37,349,684	4,835,251	36,495,924
Botswana	41	6,734	632	2,910
Canary Islands			1,611	20,497
French Southern Terr				1,412
Lesotho			42	42
Namibia	1,249	53,276		7,132
South Africa	4,054,130	36,495,289	4,751,309	35,936,990
Swaziland	108,159	794,385	81,657	526,940
WESTERN AFRICA	259,577	5,191,188	447,334	4,706,179
Benin	3,488	407,945		10,637
Burkina Faso(Fr.Up.V	5	402,634		58,902
Cape Verde	5,202	5,202		3,588
Co,te d,Ivoire(Fr.Iv	84,696	385,814	1,044	140,684
Gambia		39,944	174	104,851
Ghana	17,400	208,435	14,645	359,733
Guinea	15	11,770		63,008
Liberia	26,296	319,215	62	2,166
Mali	539	16,915	50,753	51,970
Mauritania		15,410		1,249,532
Niger	5	5		
Nigeria	19,522	2,838,996	324,440	1,830,634
Senegal	14,563	158,970	24,844	367,933
Sierra Leone	2,122	17,274	3,074	30,104
St. Helena	12	5,293		13
Togo	85,711	357,366	28,300	432,421
EASTERN ASIA	123,704,405	1,142,493,387	95,810,079	986,105,096
China	95,542,550	908,855,417	72,347,768	775,998,920
Hong Kong S.A.Re.Chi	687,613	5,650,291	524,260	6,755,440
Japan	17,959,840	138,106,022	13,285,636	123,181,713
Korea D.P.Republic	130,008	3,222,680	356,207	2,855,040
Korea, Republic of	5,680,189	55,331,484	6,674,182	49,939,750
Macao.China	86	4,966	21	6,454
Mongolia		1,079		4,301
O.Asia(Tai.For.Pe.Ki	3,704,119	31,321,447	2,622,004	27,363,479
SOUTH-CENTRAL ASIA	24,449,528	208,078,492	22,692,544	187,901,661
Afghanistan	2,851,432	36,328,915	2,232,666	25,795,007
Bangladesh	295,495	4,134,471	867,364	5,158,284
Bhutan	1	828		736
India	17,181,274	139,228,619	16,134,194	134,054,090
Iran (Islamic R.)	2,952,293	19,716,571	2,696,062	17,039,608
Kazakstan	17,604	122,338	36,675	469,436
Kyrgyzstan/Kyrgyz R.		4,435	1,742	12,009
Maldives	3	2,352	455	804
Nepal	338	32,133	560	60,452
Sri Lanka	658,584	6,037,959	512,701	4,282,104
Tajikistan	420,165	1,043,178		2,370
Turkmenistan	72,334	1,416,433	210,124	940,571
Uzbekistan	4	10,260		86,191
SOUTH-EASTERN ASIA	45,229,541	367,189,603	45,087,509	372,819,308
Brunei Darussalam	775	886		

Contd.

10.14 Imports by Areas and Countries / Territories

(In Thousand Rupees)

Territories/Countries	March, 2016	Cumulative From July,2015	March, 2015	Cumulative From July,2014
Cambodia Fr.Kampuche	19,123	77,474	31,151	55,143
Timor Leste		16		
Indonesia	22,496,554	164,011,989	17,498,347	157,082,426
Lao People's D.R.		2,489	2,907	9,208
Malaysia	7,165,522	69,789,529	8,820,677	70,675,015
Myanmar	94,049	516,620	113,001	489,078
Philippines	478,529	2,948,038	419,667	3,528,406
Singapore	3,612,878	45,793,519	9,279,600	70,177,436
Thailand	8,253,618	62,594,320	7,243,901	58,003,581
Viet Nam	3,108,492	21,454,724	1,678,259	12,799,017
WESTERN ASIA	75,577,630	767,626,741	101,604,874	1,095,443,165
Armenia		5,260		3,207
Azerbaijan	362	1,842		9,596
Bahrain	835,664	4,292,340	335,911	3,869,499
Cyprus	11,713	170,846	8,545	107,053
Georgia	4,110	8,909		17,046
Iraq	40,436	928,770	152,309	1,068,931
Jordan	303,548	1,598,905	244,235	2,237,343
Kuwait	9,301,143	101,489,763	12,352,721	195,995,050
Lebanon	18,404	197,615	28,085	328,922
Oman	2,038,928	22,821,718	5,415,720	80,766,220
Qatar	5,732,408	22,466,970	4,107,453	16,121,998
Saudi Arabia	15,116,017	187,108,397	28,052,706	264,870,983
Syrian Arab Republic	787	155,383		67,189
Turkey	2,858,908	18,132,530	1,298,283	14,171,605
United Arab Emirates	39,315,043	407,948,191	49,605,501	515,067,694
Yemen	160	299,302	3,405	740,829
AUSTRALIA AND NEW ZEALAND	4,857,378	51,057,026	5,847,015	32,537,167
Australia	4,006,260	46,324,608	5,554,676	28,589,327
Christmas Islands	128	11,729	1,050	13,753
Cocos (Keeling) Is.	4,287	4,761		1,601
Heard/Mac Donald Is.		313	292	1,043
New Zealand	846,693	4,699,623	289,922	3,909,024
Norfolk Island		15,011		18,319
US.Minor Outlying Is	11	982	1,075	4,099
MELANESIA	1,899	42,810		6,176
Fiji	9	22,790		
New Caledonia		113		6,051
Papua New Guinea	1,890	16,529		41
Solomon Islands		1,996		63
Vanuatu		1,382		21
MICRONESIA		1,470	183	1,653
Kiribati		1,375	183	1,594
Marshall Islands		1		
Micronesia,F.States		90		
Northern Mariana Is.				53
Palau(Fr.pacific Is)		4		5
POLYNESIA	110	35,233	1,081	34,042
American Samoa		32,292		25,058
Cook Islands		2		
French Polynesia		1		2,339
Johnston Island		79	1,049	5,994
Pitcairn	73	972		188
Samoa				18
Tokelau	37	1,644		11
Tonga		227		
Tuvalu			32	380
Wallis & Futuna Is.		16		52

10.15 Re-Imports by Areas and Countries / Territories

(In Thousand Rupees)

Territories/Countries	March, 2016	Cumulative From July,2015	March, 2015	Cumulative From July,2014
G R A N D T O T A L S	***1,581,990***	***15,400,817***	***1,387,439***	***16,146,689***
LATIN AMERICA		***999***		***5,666***
British Virgin Is.				**5,584**
Dominican Republic				**82**
Jamaica		**999**		
CENTRAL AMERICA	**3,250**	**5,598**	**5,131**	**42,000**
Belize	**3,250**	**3,250**		**3,539**
Guatemala		**2,119**	**5,131**	**37,722**
Mexico		**228**		**739**
SOUTH AMERICA		**23,850**		**21,130**
Argentina		**1,907**		**227**
Brazil		**20,459**		**19,720**
Peru		**1,484**		
Uruguay				**1,183**
NORTH AMERICA	**656,872**	**5,911,578**	**434,729**	**4,949,495**
Canada	**85,493**	**909,185**	**71,062**	**994,605**
U.S.America	**571,379**	**5,002,392**	**363,667**	**3,954,890**
EASTERN EUROPE	**669**	**52,657**		**81,528**
Bulgaria		**2,886**		
Czech Republic		**2,871**		
Hungary				**205**
Poland	**669**	**41,377**		**63,823**
Romania		**273**		**1,707**
Russian Federation		**5,250**		**9,544**
Ukraine				**6,248**
NORTHERN EUROPE	**45,040**	**609,840**	**46,736**	**525,769**
Denmark	**2,911**	**17,313**	**2,276**	**30,878**
Finland		**359**		**3,642**
Ireland	**294**	**17,678**		**7,921**
Norway		**6,068**	**1,502**	**14,305**
Svalbard/Jan May.Is.		**10,614**		**1,585**
Sweden	**5,146**	**127,141**	**14,429**	**137,725**
United Kingdom	**36,690**	**430,668**	**28,529**	**329,715**
SOUTHERN EUROPE	**40,006**	**313,742**	**53,635**	**452,908**
Croatia		**527**		
Greece		**1,007**		**1,357**
Italy	**37,860**	**277,400**	**51,393**	**406,851**
Portugal		**618**		
Spain	**2,146**	**34,190**	**2,242**	**44,700**
WESTERN EUROPE	**58,598**	**554,622**	**42,051**	**625,122**
Austria	**619**	**746**		**2,969**
Belgium	**14,316**	**52,265**	**3,288**	**44,111**
France	**1,380**	**76,203**	**13,396**	**118,165**
Germany	**41,217**	**300,441**	**19,738**	**373,688**
Netherlands	**1,065**	**122,131**	**5,438**	**49,776**
Switzerland		**2,835**	**191**	**36,413**
EASTERN AFRICA	**1,341**	**23,842**	**8,197**	**88,859**
Ethiopia			**8,197**	**80,821**
Kenya		**1,462**		
Madagascar		**6,321**		**7,060**
Malawi	**1,341**	**1,341**		

Contd.

10.15 Re-Imports by Areas and Countries / Territories

(In Thousand Rupees)

Territories/Countries	March, 2016	Cumulative From July,2015	March, 2015	Cumulative From July,2014
Uganda				977
U.R.of Tanzania		14,719		
NORTHERN AFRICA		6,464		10,997
Algeria				2,160
Egypt(U.A.R.)		334		
Morocco		3,622		6,946
Tunisia		2,508		1,891
SOUTHERN AFRICA	2,228	69,424	2,177	9,746
South Africa	2,228	44,142	2,177	4,822
Swaziland		25,282		4,924
EASTERN ASIA	419,927	4,287,175	473,832	5,235,457
China	223,994	2,314,004	208,641	2,638,790
Hong Kong S.A.Re.Chi	14,994	263,765	38,531	263,315
Japan	91,369	982,498	122,564	1,441,743
Korea D.P.Republic				58,644
Korea, Republic of	38,091	289,166	58,161	317,415
O.Asia(Tai.For.Pe.Ki	51,479	437,743	45,933	515,549
SOUTH-CENTRAL ASIA	126,817	924,962	71,694	1,007,374
Afghanistan				811
Bangladesh	6,644	54,857	11,978	56,334
India	112,555	793,645	46,521	747,311
Iran (Islamic R.)	1,665	7,065		11,361
Sri Lanka	5,952	69,396	13,195	191,557
SOUTH-EASTERN ASIA	105,191	1,138,935	72,907	1,333,317
Brunei Darussalam				268
Cambodia Fr.Kampuche		6,531		
Indonesia	73,707	590,327	44,880	906,652
Malaysia	9,618	181,098	13,430	178,389
Myanmar		29		
Philippines				334
Singapore	4,527	76,212	1,622	109,310
Thailand	16,715	253,120	7,766	109,140
Viet Nam	624	31,617	5,209	29,225
WESTERN ASIA	86,715	1,010,631	105,772	1,342,239
Azerbaijan	3,188	3,188		
Bahrain		28,869	5,140	13,699
Cyprus		330		
Kuwait	257	872		225
Oman	1,783	4,482		4,860
Qatar	83	485		
Saudi Arabia	7,809	149,038	10,892	216,130
Syrian Arab Republic		47,202		2,354
Turkey	10,003	119,516	6,155	104,233
United Arab Emirates	63,592	656,649	83,585	1,000,737
AUSTRALIA AND NEW ZEALAND	35,336	459,587	70,282	414,787
Australia	35,336	459,587	70,282	414,437
US.Minor Outlying Is				350
MICRONESIA		6,913	296	296
Marshall Islands			296	296
Northern Mariana Is.		6,913		

10.16 Annual and Quarterly Terms of Trade and Unit Value Indices of Exports and Imports (1990-91=100)

Year/ Quarter		Terms of Trade	Unit Value Indices of Exports	Unit Value Indices of Imports
2010-11		58.55	593.19	1013.10
2011-12		55.08	679.44	1233.49
2012-13		53.81	715.45	1329.56
2013-14		54.27	752.86	1387.15
2014-15		55.05	759.21	1404.72
2010-11	Jul-Sep	59.91	552.97	923.01
	Oct-Dec	60.25	584.51	970.12
	Jan-Mar	57.34	596.46	1040.23
	Apr-Jun	57.08	638.81	1119.05
2011-12	Jul-Sep	56.28	653.84	1161.73
	Oct-Dec	54.96	673.48	1225.37
	Jan-Mar	54.95	680.39	1238.16
	Apr-Jun	54.26	710.06	1308.71
2012-13	Jul-Sep	53.94	684.66	1269.28
	Oct-Dec	53.43	709.08	1327.23
	Jan-Mar	53.91	728.42	1351.28
	Apr-Jun	53.97	739.63	1370.44
2013-14	Jul-Sep	54.54	745.76	1367.33
	Oct-Dec	54.61	745.57	1365.33
	Jan-Mar	54.80	771.50	1407.91
	Apr-Jun	53.17	748.62	1408.02
2014-15	Jul-Sep	52.24	753.27	1441.98
	Oct-Dec	54.41	762.69	1401.74
	Jan-Mar	55.87	769.06	1376.64
	Apr-Jun	53.76	751.81	1398.50
2015-16	Jul-Sep	53.67	712.89	1328.20
	Oct-Dec *	56.66	701.89	1238.67
	Jan-Mar	57.87	703.02	1214.84

* Provisional

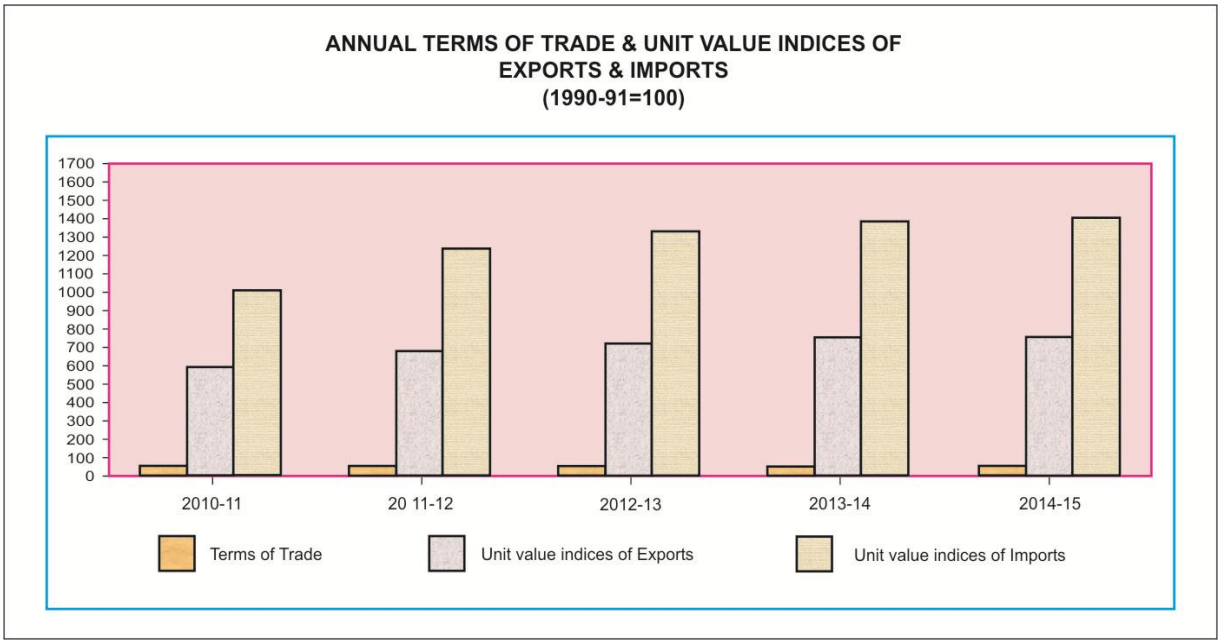

10.17 Index Numbers of Unit Values of Exports by Groups (1990-91=100)

Year /Quarter		All groups	Food and Live animals	Beverages & Tobacco	Crude materials inedible except fuels	Mineral fuels & Lubricants	Chemicals	Manufac-tured goods	Machinery & Transport equipment	Misc. Manuf-actured articles
2010-11		593.19	747.72	804.61	647.55	1333.56	620.91	559.56	1286.13	558.25
2011-12		679.44	800.09	935.29	848.74	1500.63	739.66	641.15	1517.96	650.31
2012-13		715.45	884.48	1052.54	958.74	1615.08	876.11	689.62	1603.48	657.15
2013-14		752.86	954.07	1127.89	1009.57	1682.81	939.50	698.49	1650.17	700.75
2014-15		759.21	1057.47	1148.80	999.87	1713.20	935.18	667.05	1789.37	728.76
2010-11	Jul-Sep	552.97	711.81	719.61	634.81	1330.51	571.93	504.00	1168.32	533.66
	Oct-Dec	584.51	751.75	790.66	636.36	1351.72	592.57	548.28	1263.12	543.21
	Jan-Mar	596.46	755.41	850.66	639.27	1297.10	651.58	575.38	1317.01	545.45
	Apr-Jun	638.81	771.90	857.51	679.75	1354.90	667.54	610.58	1396.06	610.67
2011-12	Jul-Sep	653.84	803.38	897.76	758.78	1429.38	678.24	617.90	1431.44	635.65
	Oct-Dec	673.48	780.21	923.77	818.80	1492.20	714.47	645.22	1523.11	645.05
	Jan-Mar	680.39	787.46	953.20	904.77	1528.82	766.15	648.83	1549.50	652.21
	Apr-Jun	710.06	829.32	966.43	912.66	1552.12	799.77	652.65	1567.78	668.31
2012-13	Jul-Sep	684.66	867.43	999.22	924.18	1562.79	809.02	656.98	1584.13	636.74
	Oct-Dec	709.08	869.95	1036.60	944.56	1653.04	851.48	685.86	1590.79	658.79
	Jan-Mar	728.42	899.09	1086.12	982.32	1620.06	921.14	705.07	1618.96	666.01
	Apr-Jun	739.63	901.46	1088.20	983.88	1624.41	922.80	710.57	1620.03	667.06
2013-14	Jul-Sep	745.46	919.57	1098.87	1017.68	1634.63	934.11	713.43	1624.52	674.82
	Oct-Dec	745.57	952.49	1154.15	1023.78	1640.93	928.01	698.36	1631.05	723.57
	Jan-Mar	771.50	970.48	1164.01	1042.41	1659.59	941.60	719.23	1664.20	729.32
	Apr-Jun	748.62	973.74	1094.54	954.39	1796.09	954.26	659.51	1680.90	675.29
2014-15	Jul-Sep	753.27	1027.99	1123.85	988.05	1853.14	929.85	676.38	1722.41	692.43
	Oct-Dec	762.69	1071.97	1171.54	1000.56	1862.62	935.86	677.14	1781.57	740.31
	Jan-Mar	769.06	1075.01	1148.08	1030.34	1732.30	946.52	679.02	1787.10	728.26
	Apr-Jun	751.81	1054.91	1151.73	980.52	1404.75	928.49	635.66	1866.41	754.05
2015-16 *	Jul-Sep	712.89	973.60	1144.34	964.35	1423.80	994.53	628.77	1955.09	730.30
	Oct-Dec *	701.89	935.34	1176.96	908.48	1022.94	995.70	601.06	1858.72	782.09
	Jan-Mar	703.02	929.68	1250.14	921.27	1045.51	1021.47	599.41	1866.25	795.28

* Provisional

10.18 Index Numbers of Unit Values of Imports by Groups (1990-91=100)

Year/Quarter		All groups	Food and Live animals	Beverages & Tobacco	Crude materials inedible except fuels	Mineral fuels & Lubricants	Animal or Veg. oils & Fats	Chemicals	Manufac-tured goods	Machinery & Transport equipment	Misc. manuf-actured articles
2010-11		1013.10	743.82	1060.35	803.59	1255.86	1005.72	796.89	747.32	1183.62	1174.99
2011-12		1233.49	791.79	1230.10	881.00	1651.93	1240.29	897.56	823.33	1407.29	1274.46
2012-13		1329.56	802.28	1339.47	995.65	1720.77	1103.29	994.50	887.02	1738.91	1342.66
2013-14		1387.15	838.74	1446.20	1046.35	1757.91	1054.13	1098.60	899.66	1866.32	1458.63
2014-15		1404.72	891.28	1620.65	1048.08	1550.37	1037.83	1256.50	1026.39	1985.27	1854.42
2010-11	Jul-Sep	923.01	695.80	897.28	759.48	1085.96	867.68	770.08	675.64	1113.89	1097.68
	Oct-Dec	970.12	727.87	1026.20	771.05	1128.38	956.15	773.31	727.65	1171.21	1170.63
	Jan-Mar	1040.23	792.24	1104.22	841.89	1290.04	1085.82	814.67	791.58	1173.28	1197.23
	Apr-Jun	1119.05	759.37	1123.70	841.94	1519.07	1113.24	829.51	794.40	1276.10	1234.40
2011-12	Jul-Sep	1161.73	780.37	1174.28	886.35	1546.57	1209.58	836.74	807.84	1297.42	1248.30
	Oct-Dec	1225.37	786.64	1201.86	889.48	1674.49	1185.85	907.70	818.38	1350.77	1264.77
	Jan-Mar	1238.16	819.33	1254.74	846.69	1651.53	1277.05	922.54	830.85	1386.86	1282.00
	Apr-Jun	1308.71	780.82	1289.52	901.49	1735.14	1288.69	923.26	836.23	1594.10	1302.76
2012-13	Jul-Sep	1269.28	791.42	1310.88	925.57	1623.49	1189.26	939.61	875.46	1610.53	1323.94
	Oct-Dec	1327.23	794.08	1328.36	995.64	1764.03	1111.45	1009.58	881.11	1680.20	1327.27
	Jan-Mar	1351.28	800.25	1350.09	1017.46	1761.13	1048.35	989.23	877.44	1804.52	1345.00
	Apr-Jun	1370.44	823.38	1368.54	1043.92	1734.43	1064.11	1039.59	914.05	1860.39	1374.43
2013-14	Jul-Sep	1367.33	839.00	1390.72	1064.30	1688.69	1075.42	1064.27	859.80	1865.31	1381.34
	Oct-Dec	1365.33	840.48	1425.20	1052.01	1711.56	1054.23	1083.40	873.38	1875.71	1391.17
	Jan-Mar	1407.91	849.44	1463.98	1072.34	1784.71	1061.03	1104.26	930.61	1937.80	1487.18
	Apr-Jun	1408.02	826.03	1504.91	996.75	1846.69	1025.83	1142.45	934.85	1786.47	1574.82
2014-15	Jul-Sep	1441.98	882.91	1551.52	1050.88	1810.84	1040.06	1218.48	993.38	1889.96	1701.41
	Oct-Dec	1401.74	893.21	1590.81	1065.79	1530.17	1056.54	1254.97	1030.45	1969.44	1807.08
	Jan-Mar	1376.64	895.47	1651.30	1039.03	1443.70	1006.23	1256.20	1044.23	1995.28	1892.80
	Apr-Jun	1398.50	893.54	1688.98	1036.61	1416.75	1048.50	1296.34	1037.49	2086.41	2016.39
2015-16	Jul-Sep	1328.20	819.90	1670.50	994.97	1377.68	1032.17	1175.87	905.12	1926.97	2242.88
	Oct-Dec*	1238.67	824.90	1691.32	1109.19	1049.07	1028.06	1141.86	929.56	1882.96	2372.44
	Jan-Mar	1214.84	865.60	1747.55	1012.94	871.68	978.61	1210.14	924.91	1934.80	2434.43

* Provisional

10.19 Index Numbers of Quantum of Exports by Groups (1990-91=100)

Year/Quarter		All groups	Food and Live animals	Beverages & Tobacco	Crude materials inedible except fuels	Mineral fuels & Lubricants	Chemicals	Manufac-tured goods	Machinery & Transport equipment	Misc. manufactured articles
2010-11		198.41	286.92	314.18	199.10	333.36	1033.09	180.52	2806.15	198.34
2011-12		167.36	264.12	367.35	282.00	410.62	1301.40	157.00	2077.59	164.87
2012-13		202.86	242.21	238.64	343.79	37.89	992.45	191.87	2014.32	181.50
2013-14		229.80	280.96	175.45	447.47	409.09	1010.41	189.96	2056.66	226.38
2014-15		195.45	224.40	100.30	264.75	176.22	973.58	181.68	3964.39	201.19
2010-11	Jul-Sep	171.90	234.32	274.00	48.34	310.57	1052.36	168.17	2713.18	190.87
	Oct-Dec	190.23	257.32	182.25	105.16	394.62	1244.86	181.35	2986.54	196.39
	Jan-Mar	208.47	300.04	354.70	324.40	309.57	882.63	181.02	3404.45	203.65
	Apr-Jun	223.05	356.00	445.76	318.50	318.66	952.51	191.55	2120.43	202.43
2011-12	Jul-Sep	123.61	226.97	338.73	258.06	397.91	1195.14	153.61	1693.48	168.03
	Oct-Dec	169.87	245.98	350.96	342.16	405.61	1260.20	146.42	1741.42	145.37
	Jan-Mar	181.51	273.36	342.68	403.10	392.32	1443.70	151.76	2986.15	158.70
	Apr-Jun	194.44	310.16	437.04	124.69	446.65	1306.54	176.19	1889.30	187.37
2012-13	Jul-Sep	182.10	193.42	203.51	300.83	29.33	962.68	175.53	2240.25	165.88
	Oct-Dec	201.62	219.24	268.01	357.97	6.46	948.78	196.72	2835.50	174.64
	Jan-Mar	208.98	289.31	307.37	350.05	53.72	840.47	192.71	1390.01	179.90
	Apr-Jun	218.73	266.88	175.65	366.29	62.03	1217.85	202.51	1591.51	205.57
2013-14	Jul-Sep	242.65	254.75	215.28	392.89	1298.61	1052.88	213.28	1226.96	241.61
	Oct-Dec	220.69	279.96	59.50	463.12	4.22	691.05	190.14	911.18	229.81
	Jan-Mar	218.37	336.65	69.11	350.89	247.03	1153.88	186.44	4061.10	208.14
	Apr-Jun	237.48	252.47	357.92	582.97	86.50	1143.82	170.28	2027.38	225.97
2014-15	Jul-Sep	201.64	189.93	90.87	389.05	361.14	952.31	183.05	4343.64	202.72
	Oct-Dec	205.65	266.45	51.38	333.54	123.62	1240.35	187.56	3283.23	194.18
	Jan-Mar	197.74	235.44	74.56	246.63	85.83	790.96	183.40	3932.27	205.36
	Apr-Jun	176.75	205.76	184.39	89.77	134.28	910.69	172.69	4298.43	202.50
2014-15	Jul-Sep	187.10	183.52	68.33	285.36	76.97	1029.59	176.67	3211.01	194.95
	Oct-Dec*	193.24	251.95	54.14	218.76	50.57	778.60	177.06	2601.52	204.57
	Jan-Mar	228.29	303.57	179.45	528.59	70.12	467.59	186.61	3782.17	256.89

*Provisional

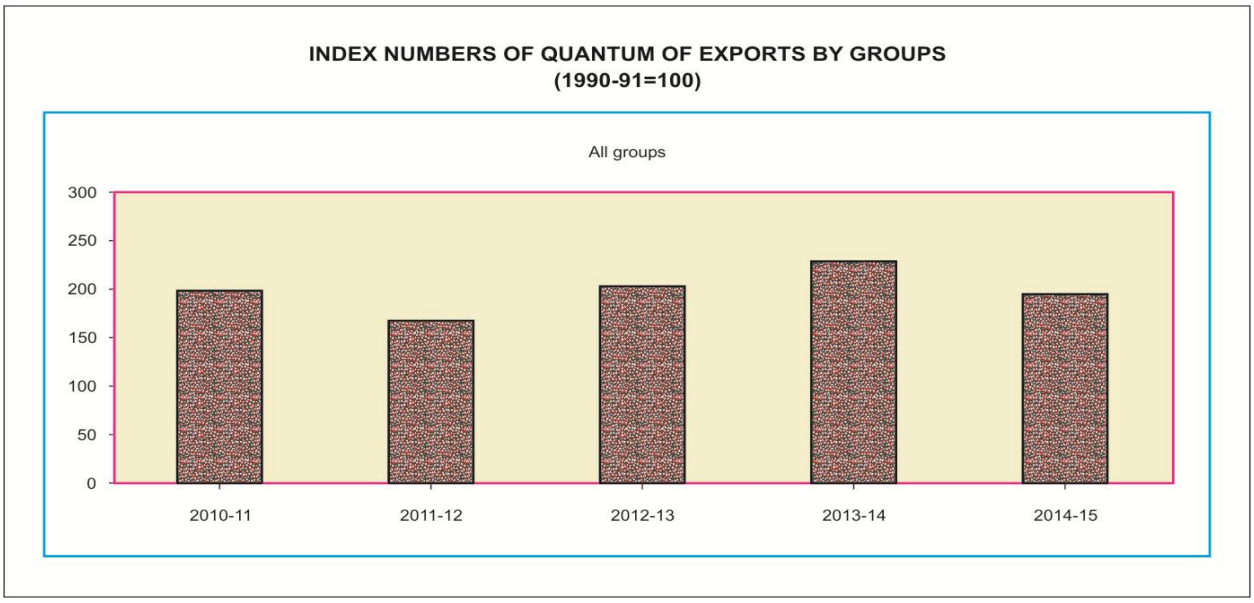

10.20 Index Numbers of Quantum of Imports by Groups (1990-91=100)

Year/Quarter		All groups	Food and Live animals	Beverages & Tobacco	Crude materials inedible except fuels	Mineral fuels & Lubricants	Animal or Veg. oils & Fats	Chemicals	Manufac-tured goods	Machinery & Transport equipment	Misc. manufactured articles
2010-11		191.60	164.44	279.53	372.91	154.15	90.93	202.59	180.73	232.67	194.23
2011-12		256.47	321.01	371.65	473.88	197.46	121.87	290.92	241.91	280.01	288.73
2012-13		234.02	186.86	275.65	413.29	190.89	141.68	240.54	249.49	266.44	261.26
2013-14		249.40	162.10	317.18	491.04	185.66	182.37	253.03	312.32	283.06	286.91
2014-15		299.74	222.61	317.90	531.02	175.67	179.33	271.01	345.01	478.50	307.93
2010-11	Jul-Sep	248.97	158.42	296.08	524.15	182.44	144.57	276.67	221.66	312.20	297.65
	Oct-Dec	261.69	326.59	310.45	368.01	241.54	118.61	261.06	259.08	299.36	220.06
	Jan-Mar	255.72	172.75	511.57	599.46	192.62	100.52	272.62	242.19	319.12	259.22
	Apr-Jun	243.83	142.78	560.71	388.27	231.20	127.06	271.01	221.30	290.85	285.27
2011-12	Jul-Sep	240.84	277.16	347.08	300.55	194.84	114.21	304.19	247.39	261.99	225.28
	Oct-Dec	265.20	330.05	344.55	647.69	194.63	119.56	315.83	235.90	261.50	260.87
	Jan-Mar	246.02	383.47	403.56	497.72	188.47	102.72	277.36	223.66	241.95	398.43
	Apr-Jun	273.80	293.36	391.41	449.55	211.89	151.00	266.31	260.67	354.59	270.34
2012-13	Jul-Sep	233.97	153.48	320.06	335.17	199.90	165.49	246.32	226.37	289.12	221.18
	Oct-Dec	229.54	203.59	244.78	355.04	192.53	115.62	250.79	260.53	247.53	297.57
	Jan-Mar	223.34	205.75	273.94	531.28	168.62	148.57	209.02	245.75	221.78	281.19
	Apr-Jun	249.22	184.62	263.80	431.66	202.50	137.03	256.03	265.29	307.32	245.10
2013-14	Jul-Sep	218.67	122.34	261.56	396.94	181.66	174.34	244.11	206.78	263.81	229.50
	Oct-Dec	268.58	171.23	341.53	584.51	196.34	167.22	261.77	508.73	227.47	235.11
	Jan-Mar	257.81	167.02	354.12	578.98	169.03	175.06	258.74	280.99	321.79	278.09
	Apr-Jun	252.54	187.81	311.51	403.73	195.60	212.84	247.49	252.77	319.16	305.94
2014-15	Jul-Sep	302.77	322.99	416.31	354.13	197.29	189.47	275.38	273.72	521.40	302.25
	Oct-Dec	303.82	229.82	369.89	685.69	185.39	167.77	270.55	274.76	470.31	296.49
	Jan-Mar	290.10	174.63	205.90	595.97	129.32	163.79	258.24	482.00	428.76	371.67
	Apr-Jun *	302.25	162.98	279.49	488.27	190.67	196.30	279.88	349.54	493.54	261.29
2015-16	Jul-Sep	290.52	292.22	311.01	375.83	146.92	212.82	245.87	284.84	513.14	407.12
	Oct-Dec	355.81	311.72	251.34	598.92	153.20	224.04	302.20	347.62	635.68	489.68
	Jan-Mar	304.07	245.24	298.83	876.98	135.09	223.11	229.82	310.36	469.95	357.26

*Provisional

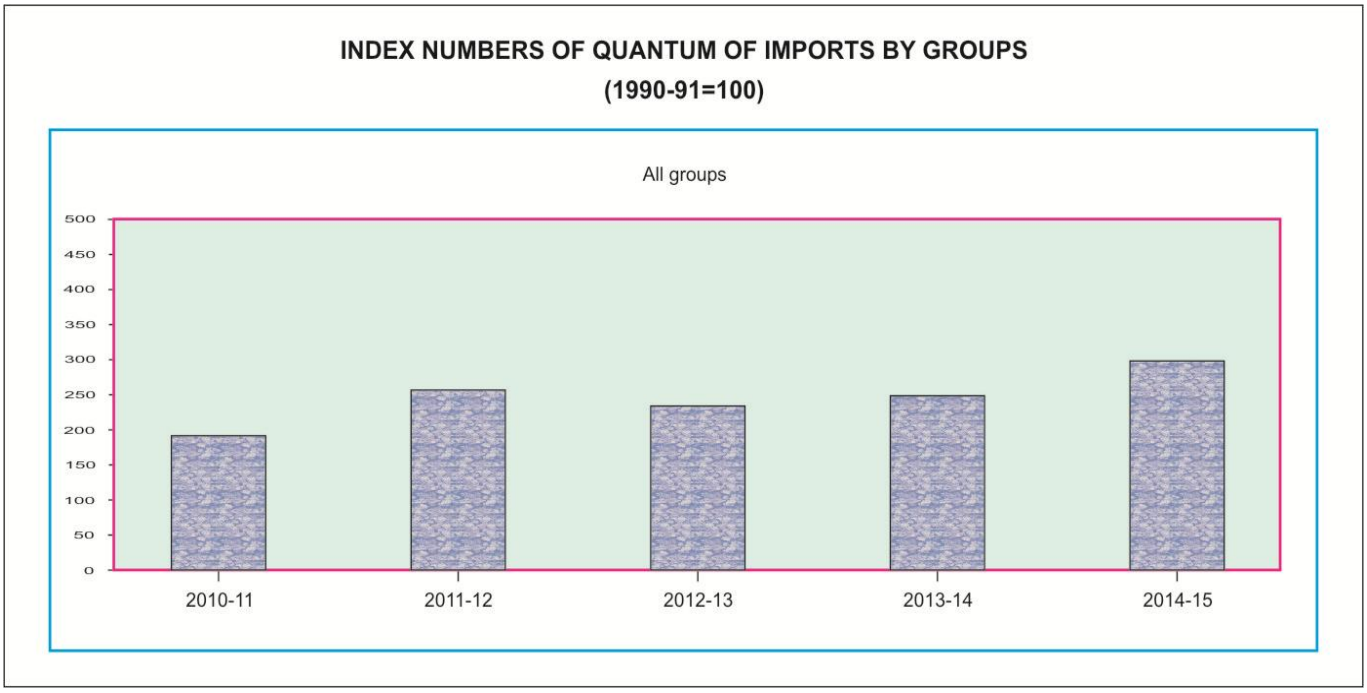

10.21 Trade in Services (Summary)
January, 2016

Rs. In Million
Dollars in Thousands

Description	* January, 2016		** December, 2015		% Change in January, 2016 over December, 2015	
	Rs	$	Rs	$	Rs	$
Export of Services (TOTAL)	32,652.37	311,453.00	43,006.30	410,923.00	-24.08	-24.21
1.Manufacturing services on physical inputs owned by others	0.00	0.00	0.00	0.00	0.00	0.00
2.Maintenance and repair services n.i.e.	4.19	40.00	0.00	0.00	0.00	0.00
3. Transport	7,838.80	74,770.00	7,311.39	69,860.00	7.21	7.03
4. Travel	3,151.47	30,060.00	3,682.91	35,190.00	-14.43	-14.58
5.Construction services	257.90	2,460.00	622.71	5,950.00	-58.58	-58.66
6. Insurance and Pension services	973.95	9,290.00	741.19	7,082.00	31.40	31.18
7. Financial services	862.82	8,230.00	622.71	5,950.00	38.56	38.32
8. Charges for the use of intellectual services	49.27	470.00	207.22	1,980.00	-76.22	-76.26
9. Telecommunication, Computer and information services	6,358.48	60,650.00	7,219.30	68,980.00	-11.92	-12.08
10. Other business services	6,622.87	63,172.00	10,020.05	95,741.00	-33.90	-34.02
11. Personal, cultural, and recreational services	71.40	681.00	849.82	8,120.00	-91.60	-91.61
12. Government services, n.i.e.	6,461.22	61,630.00	11,729.00	112,070.00	-44.91	-45.01
Import of Services (TOTAL)	60,370.70	575,843.00	73,470.57	702,007.00	-17.83	-17.97
1.Manufacturing services on physical inputs owned by others	0.00	0.00	0.00	0.00	0.00	0.00
2.Maintenance and repair services n.i.e.	710.81	6,780.00	356.88	3,410.00	99.17	98.83
3. Transport	24,811.16	236,660.00	27,960.40	267,160.00	-11.26	-11.42
4. Travel	13,208.65	125,990.00	13,395.16	127,990.00	-1.39	-1.56
5.Construction services	226.45	2,160.00	1,467.30	14,020.00	-84.57	-84.59
6. Insurance and Pension services	825.07	7,870.00	2,928.65	27,983.00	-71.83	-71.88
7. Financial services	1,057.82	10,090.00	4,780.77	45,680.00	-77.87	-77.91
8. Charges for the use of intellectual services	967.66	9,230.00	1,237.06	11,820.00	-21.78	-21.91
9. Telecommunication, Computer and information services	2,540.24	24,230.00	3,336.51	31,880.00	-23.87	-24.00
10. Other business services	12,585.91	120,050.00	12,344.40	117,950.00	1.96	1.78
11. Personal, cultural, and recreational services	97.81	933.00	5.64	54.00	1634.22	1627.78
12. Government services, n.i.e.	3,339.12	31,850.00	5,657.80	54,060.00	-40.98	-41.08

Description	* July - January 2015 - 2016		July - January 2014 - 2015		% Change in July - January, 2015 - 2016 over July - January, 2014 - 2015	
	Rs	$	Rs	$	Rs	$
Export of Services (TOTAL)	321,539.65	3,093,374.00	332,301.35	3,289,486.62	-3.24	-5.96
1.Manufacturing services on physical inputs owned by others	0.00	0.00	0.00	0.00	0.00	0.00
2.Maintenance and repair services n.i.e.	48.85	470.00	565.71	5,600.00	-91.36	-91.61
3. Transport	54,524.21	524,550.00	82,539.77	817,070.00	-33.94	-35.80
4. Travel	18,752.66	180,410.00	17,011.73	168,401.00	10.23	7.13
5.Construction services	1,973.91	18,990.00	2,534.57	25,090.00	-22.12	-24.31
6. Insurance and Pension services	3,269.27	31,452.00	4,141.49	40,997.00	-21.06	-23.28
7. Financial services	5,384.33	51,800.00	5,611.62	55,550.00	-4.05	-6.75
8. Charges for the use of intellectual services	1,351.28	13,000.00	445.49	4,410.00	203.32	194.78
9. Telecommunication, Computer and information services	44,082.91	424,100.00	47,197.20	467,210.00	-6.60	-9.23
10. Other business services	57,306.34	551,316.00	49,474.01	489,748.62	15.83	12.57
11. Personal, cultural, and recreational services	1,629.43	15,676.00	644.50	6,380.00	152.82	145.71
12. Government services, n.i.e.	133,216.46	1,281,610.00	122,135.26	1,209,030.00	9.07	6.00
Import of Services (TOTAL)	454,311.85	4,370,711.00	516,555.33	5,113,436.00	-12.05	-14.52
1.Manufacturing services on physical inputs owned by others	0.00	0.00	0.00	0.00	0.00	0.00
2.Maintenance and repair services n.i.e.	7,158.67	68,870.00	4,402.42	43,580.00	62.61	58.03
3. Transport	182,103.05	1,751,924.00	241,036.02	2,386,041.00	-24.45	-26.58
4. Travel	89,245.80	858,590.00	93,582.19	926,380.00	-4.63	-7.32
5.Construction services	2,126.71	20,460.00	445.49	4,410.00	377.39	363.95
6. Insurance and Pension services	14,226.06	136,862.00	17,424.50	172,487.00	-18.36	-20.65
7. Financial services	12,377.73	119,080.00	13,885.09	137,450.00	-10.86	-13.36
8. Charges for the use of intellectual services	9,504.70	91,440.00	8,152.25	80,700.00	16.59	13.31
9. Telecommunication, Computer and information services	23,801.23	228,980.00	23,011.17	227,790.00	3.43	0.52
10. Other business services	84,902.99	816,810.00	83,172.55	823,334.00	2.08	-0.79
11. Personal, cultural, and recreational services	423.58	4,075.00	575.20	5,694.00	-26.36	-28.43
12. Government services, n.i.e.	28,441.33	273,620.00	30,868.45	305,570.00	-7.86	-10.46

* Provisional figures based on figures provided by the State Bank of Pakistan.

** Revised by SBP

Note:- SBP has swiched over from BPM- to BPM 6th addition from July, 2014.

Note:- Dollar value is converted into Rupees on monthly average exchange rate provided by SBP.
January, 2016 (1$=Rs. 104.838848), December, 2015 (1$=Rs. 104.657841) and January, 2015 (1$=Rs. 100.683449) respectively.

10.22 Export of Services by Sectors (Detail)
(Monthly)

Rs. in Millions
Dollars in Thousands

Description	* January, 2016		** December, 2015		** January, 2015		% Change in January, 2016 over			
							December, 2015		January, 2015	
	Rs	$	Rs	$	Rs	$	Rs	$	Rs	$
Services	***32,652.37***	***311,453.00***	***43,006.30***	***410,923.00***	***36,766.66***	***365,170.99***	***-24.08***	***-24.21***	***-11.19***	***-14.71***
1.Manufacturing services on physical inputs owned by others	0.00	0.00	0.00	0.00	0.00	0.00	0.00	0.00	0.00	0.00
1.1 Goods for processing in reporting economy	0.00	0.00	0.00	0.00	0.00	0.00	0.00	0.00	0.00	0.00
1.2 Goods for processing abroad	0.00	0.00	0.00	0.00	0.00	0.00	0.00	0.00	0.00	0.00
2.Maintenance and repair services n.i.e.	4.19	40.00	0.00	0.00	62.42	620.00	100.00	100.00	-93.29	-93.55
3. Transport	7,838.80	74,770.00	7,311.39	69,860.00	12,490.78	124,060.00	7.21	7.03	-37.24	-39.73
3.1 Sea transport	219.11	2,090.00	363.16	3,470.00	1,976.41	19,630.00	-39.67	-39.77	-88.91	-89.35
3.1.1 Passenger	0.00	0.00	0.00	0.00	0.00	0.00	0.00	0.00	0.00	0.00
3.1.2 Freight	90.16	860.00	207.22	1,980.00	183.24	1,820.00	-56.49	-56.57	-50.80	-52.75
3.1.3 Other	128.95	1,230.00	155.94	1,490.00	1,793.17	17,810.00	-17.31	-17.45	-92.81	-93.09
3.2 Air transport	7,520.09	71,730.00	6,881.25	65,750.00	10,443.89	103,730.00	9.28	9.10	-28.00	-30.85
3.1.1 Passenger	4,156.86	39,650.00	3,810.59	36,410.00	6,540.40	64,960.00	9.09	8.90	-36.44	-38.96
3.1.2 Freight	206.53	1,970.00	213.50	2,040.00	787.34	7,820.00	-3.26	-3.43	-73.77	-74.81
3.1.3 Other	3,156.70	30,110.00	2,857.16	27,300.00	3,116.15	30,950.00	10.48	10.29	1.30	-2.71
3.3 Road transport	96.45	920.00	65.93	630.00	69.47	690.00	46.29	46.03	38.84	33.33
3.3.1 Passenger	0.00	0.00	0.00	0.00	0.00	0.00	0.00	0.00	0.00	0.00
3.3.2 Freight	96.45	920.00	65.93	630.00	69.47	690.00	46.29	46.03	38.84	33.33
3.3.3 Other	0.00	0.00	0.00	0.00	0.00	0.00	0.00	0.00	0.00	0.00
3.4 Rail transport	0.00	0.00	0.00	0.00	0.00	0.00	0.00	0.00	0.00	0.00
3.4.1 Passenger	0.00	0.00	0.00	0.00	0.00	0.00	0.00	0.00	0.00	0.00
3.4.2 Freight	0.00	0.00	0.00	0.00	0.00	0.00	0.00	0.00	0.00	0.00
3.4.3 Other	0.00	0.00	0.00	0.00	0.00	0.00	0.00	0.00	0.00	0.00
3.5 Postal and courier services	3.15	30.00	1.05	10.00	1.01	10.00	200.00	200.00	211.88	200.00
3.6 Electricity transmission	0.00	0.00	0.00	0.00	0.00	0.00	0.00	0.00	0.00	0.00
3.7 Other supporting and auxiliary transport service	0.00	0.00	0.00	0.00	0.00	0.00	0.00	0.00	0.00	0.00
4. Travel	3,151.47	30,060.00	3,682.91	35,190.00	2,816.42	27,973.00	-14.43	-14.58	11.90	7.46
4.1 Business	516.86	4,930.00	522.24	4,990.00	33.23	330.00	-1.03	-1.20	1455.40	1393.94
4.1.1 Acquisition of goods and services by border, seasonal, and other short-term workers	0.00	0.00	0.00	0.00	0.00	0.00	0.00	0.00	0.00	0.00
4.1.2 Other	516.86	4,930.00	522.24	4,990.00	33.23	330.00	-1.03	-1.20	1455.40	1393.94
4.2 Personal	2,634.61	25,130.00	3,160.67	30,200.00	2,783.19	27,643.00	-16.64	-16.79	-5.34	-9.09
4.2.1 Health-related expenditure	8.39	80.00	16.75	160.00	3.02	30.00	-49.91	-50.00	177.81	166.67
4.2.2 Education-related expenditure	80.73	770.00	167.45	1,600.00	56.38	560.00	-51.79	-51.88	43.19	37.50
4.2.3 Other	2,545.49	24,280.00	2,976.47	28,440.00	2,723.79	27,053.00	-14.48	-14.63	-6.55	-10.25
4.2.3.1 Religious travel	0.00	0.00	0.00	0.00	0.00	0.00	0.00	0.00	0.00	0.00
4.2.3.2 Other	2,545.49	24,280.00	2,976.47	28,440.00	2,723.79	27,053.00	-14.48	-14.63	-6.55	-10.25
5.Construction services	257.90	2,460.00	622.71	5,950.00	686.66	6,820.00	-58.58	-58.66	-62.44	-63.93
5.1 Construction abroad	257.90	2,460.00	622.71	5,950.00	686.66	6,820.00	-58.58	-58.66	-62.44	-63.93
5.2 Construction in the compiling economy	0.00	0.00	0.00	0.00	0.00	0.00	0.00	0.00	0.00	0.00
6. Insurance and Pension services	973.95	9,290.00	741.19	7,082.00	545.70	5,420.00	31.40	31.18	78.48	71.40
6.1 Direct Insurance	779.27	7,433.00	610.16	5,830.00	299.41	2,973.87	27.72	27.50	160.27	149.94
6.1.1 Life insurance	1.36	13.00	0.00	0.00	8.44	83.87	100.00	100.00	-83.89	-84.50
6.1.2 Freight insurance	3.15	30.00	3.14	30.00	3.02	30.00	0.32	0.00	4.30	0.00
6.1.3 Other direct insurance	774.76	7,390.00	607.02	5,800.00	287.95	2,860.00	27.63	27.41	169.06	158.39
6.2 Reinsurance	192.90	1,840.00	120.04	1,147.00	241.03	2,393.91	60.70	60.42	-19.97	-23.14
6.3 Auxiliary insurance services	1.78	17.00	10.99	105.00	5.26	52.22	-83.80	-83.81	-66.16	-67.44
6.4 Pension and standardized guarantee services	0.00	0.00	0.00	0.00	0.00	0.00	0.00	0.00	0.00	0.00

Contd.

10.22 Export of Services by Sectors (Detail)
(Monthly)

Rs. in Millions
Dollars in Thousands

Description	* January, 2016		** December, 2015		** January, 2015		% Change in January, 2016 over			
							December, 2015		January, 2015	
	Rs	$	Rs	$	Rs	$	Rs	$	Rs	$
7. Financial services	***862.82***	***8230.00***	***622.71***	***5950.00***	***764.19***	***7590.00***	***38.56***	***38.32***	***12.91***	***8.43***
7.1 Explicitly charged and other financial services	862.82	8230.00	622.71	5950.00	562.82	5590.00	38.56	38.32	53.30	47.23
7.2 Financial intermediation service charges indirectly measured (FISIM)	0.00	0.00	0.00	0.00	201.37	2000.00	0.00	0.00	-100.00	-100.00
8. Charges for the use of intellectual services	49.27	470.00	207.22	1980.00	100.68	1000.00	-76.22	-76.26	-51.06	-53.00
9. Telecommunication, Computer and information services	6358.48	60650.00	7219.30	68980.00	6573.62	65290.00	-11.92	-12.08	-3.27	-7.11
9.1 Telecommunications services	1783.31	17010.00	2615.40	24990.00	2143.55	21290.00	-31.82	-31.93	-16.81	-20.10
9.1.1 Call centres	487.19	4647.00	742.13	7091.00	476.14	4729.07	-34.35	-34.47	2.32	-1.74
9.1.2 Telecommunication services	1296.12	12363.00	1873.27	17899.00	1667.41	16560.93	-30.81	-30.93	-22.27	-25.35
9.2 Computer services	4567.83	43570.00	4575.64	43720.00	4426.04	43960.00	-0.17	-0.34	3.20	-0.89
9.2.1 Hardware consultancy services	15.31	146.00	10.57	101.00	14.67	145.67	44.84	44.55	4.36	0.23
9.2.2 Software consultancy services	1079.74	10299.00	1331.25	12720.00	493.82	4904.69	-18.89	-19.03	118.65	109.98
9.2.3 Maintenance & repairs of computer	7.13	68.00	1.88	18.00	2.13	21.16	279.26	277.78	234.74	221.36
9.2.4 Export / Import of Computer Software	2973.54	28363.00	2595.20	24797.00	3485.95	34622.92	14.58	14.38	-14.70	-18.08
9.2.5 Other Computer services	492.11	4694.00	636.74	6084.00	429.47	4265.56	-22.71	-22.85	14.59	10.04
9.3 Information services	7.34	70.00	28.26	270.00	4.03	40.00	-74.03	-74.07	82.13	75.00
9.3.1 News agency services	4.72	45.00	16.64	159.00	1.39	13.79	-71.63	-71.70	239.57	226.28
9.3.2 Other information services	2.62	25.00	11.62	111.00	2.64	26.21	-77.45	-77.48	-0.76	-4.61
10. Other business services	6622.87	63172.00	10020.05	95741.00	7210.54	71615.99	-33.90	-34.02	-8.15	-11.79
10.1 Research and development services	42.98	410.00	29.30	280.00	73.50	730.00	46.69	46.43	-41.52	-43.84
10.2 Professional and management consulting services	1684.76	16070.00	2101.53	20080.00	1461.93	14520.00	-19.83	-19.97	15.24	10.67
10.2.1 Legal, accounting, management consulting, and public relations	1291.61	12320.00	1500.79	14340.00	1304.86	12960.00	-13.94	-14.09	-1.02	-4.94
10.2.1.1 Legal services	67.10	640.00	100.47	960.00	51.35	510.00	-33.21	-33.33	30.67	25.49
10.2.1.2 Accounting, auditing, bookkeeping, and tax consulting services	107.98	1030.00	94.19	900.00	43.29	430.00	14.64	14.44	149.43	139.53
10.2.1.3 Business and management consulting and public relations services	1116.53	10650.00	1306.13	12480.00	1210.22	12020.00	-14.52	-14.66	-7.74	-11.40
10.2.2 Advertising, market research, and public opinion polling	393.15	3750.00	600.74	5740.00	157.07	1560.00	-34.56	-34.67	150.30	140.38
10.3 Technical, trade-related and other business services	4895.13	46692.00	7889.22	75381.00	5675.11	56365.99	-37.95	-38.06	-13.74	-17.16
10.3.1 Architectural, engineering, scientific and other technical services	214.92	2050.00	793.31	7580.00	104.71	1040.00	-72.91	-72.96	105.25	97.12
10.3.2 Waste treatment and de-pollution, agricultural and mining services	11.53	110.00	156.99	1500.00	5.03	50.00	-92.66	-92.67	129.22	120.00
10.3.3 Operating leasing services	32.50	310.00	42.91	410.00	3.02	30.00	-24.26	-24.39	976.16	933.33
10.3.4 Trade-related services	16.04	153.00	12.66	121.00	12.91	128.27	26.70	26.45	24.24	19.28
10.3.5 Other business services n.i.e.	4620.14	44069.00	6883.35	65770.00	5549.44	55117.72	-32.88	-33.00	-16.75	-20.05
11. Personal, cultural, and recreational services	71.40	681.00	849.82	8120.00	41.48	412.00	-91.60	-91.61	72.13	65.29
11.1 Audiovisual and related services	45.19	431.00	833.07	7960.00	38.46	382.00	-94.58	-94.59	17.50	12.83
11.1.1 Audiovisual services	45.19	431.00	812.35	7762.00	38.32	380.62	-94.44	-94.45	17.93	13.24
11.1.2 Artistic related services	0.00	0.00	20.72	198.00	0.14	1.38	-100.00	-100.00	-100.00	-100.00
11.2 Other personal, cultural, and recreational services	26.21	250.00	16.75	160.00	3.02	30.00	56.48	56.25	767.88	733.33
12. Government services, n.i.e.	6461.22	61630.00	11729.00	112070.00	5474.17	54370.00	-44.91	-45.01	18.03	13.35
12.1 Embassies and consulates	2012.91	19200.00	2554.70	24410.00	2456.68	24400.00	-21.21	-21.34	-18.06	-21.31
12.2 Military units and agencies	1.05	10.00	4526.45	43250.00	332.26	3300.00	-99.98	-99.98	-99.68	-99.70
12.3 Other	4447.26	42420.00	4647.85	44410.00	2685.23	26670.00	-4.32	-4.48	65.62	59.06

* Provisional ** Revised

Note: 1. The data are presented as per 6(EBOPS0.002010) classification aligned with MSITS0.00 2010 classification

10.23 Export of Services by Sector (Detail)
(Cummulative)

Rs. in Millions
Dollars in Thousands

Description	* July - January, 2015 - 2016		** July - January, 2014 - 2015		% Change in July - January, 2015 - 2016 over July - January, 2014 - 2015	
	Rs	$	Rs	$	Rs	$
Services	***321,539.65***	***3,093,374.00***	***332,301.35***	***3,289,486.62***	***-3.24***	***-5.96***
1.Manufacturing services on physical inputs owned by others	0.00	0.00	0.00	0.00	0.00	0.00
1.1 Goods for processing in reporting economy	0.00	0.00	0.00	0.00	0.00	0.00
1.2 Goods for processing abroad	0.00	0.00	0.00	0.00	0.00	0.00
2.Maintenance and repair services n.i.e.	48.85	470.00	565.71	5,600.00	-91.36	-91.61
3. Transport	54,524.21	524,550.00	82,539.77	817,070.00	-33.94	-35.80
3.1 Sea transport	1,731.72	16,660.00	16,510.59	163,440.00	-89.51	-89.81
3.1.1 Passenger	0.00	0.00	0.00	0.00	0.00	0.00
3.1.2 Freight	815.97	7,850.00	1,293.05	12,800.00	-36.90	-38.67
3.1.3 Other	915.75	8,810.00	15,217.54	150,640.00	-93.98	-94.15
3.2 Air transport	52,394.32	504,060.00	65,745.32	650,820.00	-20.31	-22.55
3.1.1 Passenger	29,825.87	286,940.00	40,914.80	405,020.00	-27.10	-29.15
3.1.2 Freight	1,352.32	13,010.00	5,165.11	51,130.00	-73.82	-74.56
3.1.3 Other	21,216.13	204,110.00	19,665.41	194,670.00	7.89	4.85
3.3 Road transport	388.75	3,740.00	264.67	2,620.00	46.88	42.75
3.3.1 Passenger	0.00	0.00	0.00	0.00	0.00	0.00
3.3.2 Freight	388.75	3,740.00	264.67	2,620.00	46.88	42.75
3.3.3 Other	0.00	0.00	0.00	0.00	0.00	0.00
3.4 Rail transport	1.10	10.00	0.00	0.00	100.00	100.00
3.4.1 Passenger	0.00	0.00	0.00	0.00	0.00	0.00
3.4.2 Freight	0.00	0.00	0.00	0.00	0.00	0.00
3.4.3 Other	1.10	10.00	0.00	0.00	100.00	100.00
3.5 Postal and courier services	8.32	80.00	19.19	190.00	-56.64	-57.89
3.6 Electricity transmission	0.00	0.00	0.00	0.00	0.00	0.00
3.7 Other supporting and auxiliary transport service	0.00	0.00	0.00	0.00	0.00	0.00
4. Travel	18,752.66	180,410.00	17,011.73	168,401.00	10.23	7.13
4.1 Business	1,638.17	15,760.00	375.79	3,720.00	335.93	323.66
4.1.1 Acquisition of goods and services by border, seasonal, and other short-term workers	0.00	0.00	0.00	0.00	0.00	0.00
4.1.2 Other	1,638.17	15,760.00	375.79	3,720.00	335.93	323.66
4.2 Personal	17,114.49	164,650.00	16,635.94	164,681.00	2.88	-0.02
4.2.1 Health-related expenditure	83.16	800.00	118.19	1,170.00	-29.64	-31.62
4.2.2 Education-related expenditure	478.15	4,600.00	332.35	3,290.00	43.87	39.82
4.2.3 Other	16,553.18	159,250.00	16,185.40	160,221.00	2.27	-0.61
4.2.3.1 Religious travel	1.77	17.00	33.51	331.73	-94.72	-94.88
4.2.3.2 Other	16,551.41	159,233.00	16,151.89	159,889.27	2.47	-0.41
5.Construction services	1,973.91	18,990.00	2,534.57	25,090.00	-22.12	-24.31
5.1 Construction abroad	1,973.91	18,990.00	2,534.57	25,090.00	-22.12	-24.31
5.2 Construction in the compiling economy	0.00	0.00	0.00	0.00	0.00	0.00
6. Insurance and Pension services	3,269.27	31,452.00	4,141.49	40,997.00	-21.06	-23.28
6.1 Direct Insurance	2,113.41	20,332.00	2,050.00	20,293.12	3.09	0.19
6.1.1 Life insurance	19.96	192.00	19.51	193.12	2.31	-0.58
6.1.2 Freight insurance	21.83	210.00	32.33	320.00	-32.48	-34.38
6.1.3 Other direct insurance	2,071.62	19,930.00	1,998.16	19,780.00	3.68	0.76
6.2 Reinsurance	1,115.74	10,734.00	2,073.21	20,522.90	-46.18	-47.70
6.3 Auxiliary insurance services	40.12	386.00	18.28	180.98	119.47	113.29
6.4 Pension and standardized guarantee services	0.00	0.00	0.00	0.00	0.00	0.00

Contd.

10.23 Export of Services by Sector (Detail)
(Cummulative)

Rs. in Millions
Dollars in Thousands

Description	* July - January, 2015 - 2016		** July - January, 2014 - 2015		% Change in July - January, 2015 - 2016 over July - January, 2014 - 2015	
	Rs	$	Rs	$	Rs	$
7. Financial services	***5,384.33***	***51,800.00***	***5,611.62***	***55,550.00***	***-4.05***	***-6.75***
7.1 Explicitly charged and other financial services	4,646.32	44,700.00	3,661.95	36,250.00	26.88	23.31
7.2 Financial intermediation service charges indirectly measured (FISIM)	738.01	7,100.00	1,949.67	19,300.00	-62.15	-63.21
8. Charges for the use of intellectual services	1,351.28	13,000.00	445.49	4,410.00	203.32	194.78
9. Telecommunication, Computer and information services	44,082.91	424,100.00	47,197.20	467,210.00	-6.60	-9.23
9.1 Telecommunications services	16,200.81	155,860.00	21,916.12	216,950.00	-26.08	-28.16
9.1.1 Call centres	4,058.21	39,042.00	3,170.86	31,388.69	27.98	24.38
9.1.2 Telecommunication services	12,142.60	116,818.00	18,745.26	185,561.31	-35.22	-37.05
9.2 Computer services	27,771.92	267,180.00	25,219.46	249,650.00	10.12	7.02
9.2.1 Hardware consultancy services	111.22	1,070.00	42.05	416.27	164.49	157.04
9.2.2 Software consultancy services	6,753.91	64,976.00	4,852.43	48,034.68	39.19	35.27
9.2.3 Maintenance & repairs of computer	23.28	224.00	47.18	467.02	-50.66	-52.04
9.2.4 Export / Import of Computer Software	17,363.84	167,049.00	17,294.36	171,198.69	0.40	-2.42
9.2.5 Other Computer services	3,519.67	33,861.00	2,983.44	29,533.35	17.97	14.65
9.3 Information services	110.18	1,060.00	61.62	610.00	78.81	73.77
9.3.1 News agency services	69.02	664.00	32.69	323.59	111.13	105.20
9.3.2 Other information services	41.16	396.00	28.93	286.41	42.27	38.26
10. Other business services	57,306.34	551,316.00	49,474.01	489,748.62	15.83	12.57
10.1 Research and development services	418.90	4,030.00	499.03	4,940.00	-16.06	-18.42
10.2 Professional and management consulting services	12728.02	122450.00	12417.28	122920.00	2.50	-0.38
10.2.1 Legal, accounting, management consulting, and public relations	10,105.50	97,220.00	10,908.05	107,980.00	-7.36	-9.96
10.2.1.1 Legal services	546.75	5,260.00	683.90	6,770.00	-20.05	-22.30
10.2.1.2 Accounting, auditing, bookkeeping, and tax consulting services	640.30	6,160.00	393.97	3,900.00	62.53	57.95
10.2.1.3 Business and management consulting and public relations services	8,918.45	85,800.00	9,830.18	97,310.00	-9.27	-11.83
10.2.2 Advertising, market research, and public opinion polling	2,622.52	25,230.00	1,509.23	14,940.00	73.77	68.88
10.3 Technical, trade-related and other business services	44,159.42	424,836.00	36,557.70	361,888.62	20.79	17.39
10.3.1 Architectural, engineering, scientific and other technical services	4,116.21	39,600.00	2,302.23	22,790.00	78.79	73.76
10.3.2 Waste treatment and de-pollution, agricultural and mining services	207.89	2,000.00	53.54	530.00	288.29	277.36
10.3.3 Operating leasing services	134.09	1,290.00	16.16	160.00	729.76	706.25
10.3.4 Trade-related services	204.46	1,967.00	316.85	3,136.54	-35.47	-37.29
10.3.5 Other business services n.i.e.	39,496.77	379,979.00	33,868.92	335,272.07	16.62	13.33
11. Personal, cultural, and recreational services	1,629.43	15,676.00	644.50	6,380.00	152.82	145.71
11.1 Audiovisual and related services	1,294.73	12,456.00	576.82	5,710.00	124.46	118.14
11.1.1 Audiovisual services	1,273.11	12,248.00	464.13	4,594.48	174.30	166.58
11.1.2 Artistic related services	21.62	208.00	112.69	1,115.52	-80.81	-81.35
11.2 Other personal, cultural, and recreational services	334.70	3,220.00	67.68	670.00	394.53	380.60
12. Government services, n.i.e.	133,216.46	1,281,610.00	122,135.26	1,209,030.00	9.07	6.00
12.1 Embassies and consulates	17,827.54	171,510.00	17,192.46	170,190.00	3.69	0.78
12.2 Military units and agencies	13,119.89	126,220.00	11,779.85	116,610.00	11.38	8.24
12.3 Other	102,269.03	983,880.00	93,162.95	922,230.00	9.77	6.68

* Provisional ** Revised

Note: 1. The data are presented as per 6(EBOPS0.002010) classification aligned with MSITS0.00 2010 classification

10.24 Import of Services by Sectors (Detail)
(Monthly)

Rs. in Millions
Dollars in Thousands

Description	* January, 2016		** December, 2015		** January, 2015		% Change in January, 2016 over			
							December, 2015		January, 2015	
	Rs	$	Rs	$	Rs	$	Rs	$	Rs	$
Services	***60,370.70***	***575,843.00***	***73,470.57***	***702,007.00***	***70,309.98***	***698,327.00***	***-17.83***	***-17.97***	***-14.14***	***-17.54***
1.Manufacturing services on physical inputs owned by others	0.00	0.00	0.00	0.00	0.00	0.00	0.00	0.00	0.00	0.00
1.1 Goods for processing in reporting economy	0.00	0.00	0.00	0.00	0.00	0.00	0.00	0.00	0.00	0.00
1.2 Goods for processing abroad	0.00	0.00	0.00	0.00	0.00	0.00	0.00	0.00	0.00	0.00
2.Maintenance and repair services n.i.e.	710.81	6,780.00	356.88	3,410.00	910.18	9,040.00	99.17	98.83	-21.90	-25.00
3. Transport	24,811.16	236,660.00	27,960.40	267,160.00	32,117.12	318,991.00	-11.26	-11.42	-22.75	-25.81
3.1 Sea transport	13,264.21	126,520.00	15,802.29	150,990.00	18,919.43	187,910.00	-16.06	-16.21	-29.89	-32.67
3.1.1 Passenger	0.00	0.00	0.00	0.00	0.00	0.00	0.00	0.00	0.00	0.00
3.1.2 Freight	12,138.24	115,780.00	14,465.81	138,220.00	17,516.91	173,980.00	-16.09	-16.23	-30.71	-33.45
3.1.3 Other	1,125.97	10,740.00	1,336.48	12,770.00	1,402.52	13,930.00	-15.75	-15.90	-19.72	-22.90
3.2 Air transport	11,301.63	107,800.00	11,787.62	112,630.00	12,764.65	126,780.00	-4.12	-4.29	-11.46	-14.97
3.1.1 Passenger	7,170.98	68,400.00	7,158.60	68,400.00	6,854.53	68,080.00	0.17	0.00	4.62	0.47
3.1.2 Freight	1,831.53	17,470.00	2,193.63	20,960.00	1,822.37	18,100.00	-16.51	-16.65	0.50	-3.48
3.1.3 Other	2,299.12	21,930.00	2,435.39	23,270.00	4,087.75	40,600.00	-5.60	-5.76	-43.76	-45.99
3.3 Road transport	117.21	1,118.00	151.13	1,444.00	190.19	1,889.00	-22.44	-22.58	-38.37	-40.82
3.3.1 Passenger	0.00	0.00	0.00	0.00	0.00	0.00	0.00	0.00	0.00	0.00
3.3.2 Freight	117.21	1,118.00	119.73	1,144.00	189.18	1,879.00	-2.10	-2.27	-38.04	-40.50
3.3.3 Other	0.00	0.00	31.40	300.00	1.01	10.00	-100.00	-100.00	-100.00	-100.00
3.4 Rail transport	63.11	602.00	64.47	616.00	101.89	1,012.00	-2.11	-2.27	-38.06	-40.51
3.4.1 Passenger	63.11	602.00	64.47	616.00	101.89	1,012.00	-2.11	-2.27	-38.06	-40.51
3.4.2 Freight	0.00	0.00	0.00	0.00	0.00	0.00	0.00	0.00	0.00	0.00
3.4.3 Other	0.00	0.00	0.00	0.00	0.00	0.00	0.00	0.00	0.00	0.00
3.5 Postal and courier services	65.00	620.00	154.89	1,480.00	140.96	1,400.00	-58.03	-58.11	-53.89	-55.71
3.6 Electricity transmission	0.00	0.00	0.00	0.00	0.00	0.00	0.00	0.00	0.00	0.00
3.7 Other supporting and auxiliary transport service	0.00		0.00		0.00		0.00	0.00	0.00	0.00
4. Travel	13,208.65	125,990.00	13,395.16	127,990.00	10,072.38	100,040.00	-1.39	-1.56	31.14	25.94
4.1 Business	386.86	3,690.00	263.74	2,520.00	416.83	4,140.00	46.68	46.43	-7.19	-10.87
4.1.1 Acquisition of goods and services by border, seasonal, and other short-term workers	0.00	0.00	0.00	0.00	0.00	0.00	0.00	0.00	0.00	0.00
4.1.2 Other	386.86	3,690.00	263.74	2,520.00	416.83	4,140.00	46.68	46.43	-7.19	-10.87
4.2 Personal	12,821.79	122,300.00	13,131.42	125,470.00	9,655.55	95,900.00	-2.36	-2.53	32.79	27.53
4.2.1 Health-related expenditure	17.82	170.00	10.47	100.00	30.21	300.00	70.20	70.00	-41.01	-43.33
4.2.2 Education-related expenditure	2,084.20	19,880.00	1,740.46	16,630.00	1,356.21	13,470.00	19.75	19.54	53.68	47.59
4.2.3 Other	10,719.77	102,250.00	11,380.49	108,740.00	8,269.13	82,130.00	-5.81	-5.97	29.64	24.50
4.2.3.1 Religious travel	0.00	0.00	0.00	0.00	0.00	0.00	0.00	0.00	0.00	0.00
4.2.3.2 Other	10,719.77	102,250.00	11,380.49	108,740.00	8,269.13	82,130.00	-5.81	-5.97	29.64	24.50
5.Construction services	226.45	2,160.00	1,467.30	14,020.00	24.16	240.00	-84.57	-84.59	837.29	800.00
5.1 Construction abroad	0.00	0.00	0.00	0.00	0.00	0.00	0.00	0.00	0.00	0.00
5.2 Construction in the compiling economy	226.45	2,160.00	1,467.30	14,020.00	24.16	240.00	-84.57	-84.59	837.29	800.00
6. Insurance and Pension services	825.07	7,870.00	2,928.65	27,983.00	2,624.92	26,071.00	-71.83	-71.88	-68.57	-69.81
6.1 Direct Insurance	88.16	841.00	1,291.48	12,340.00	906.17	9,000.17	-93.17	-93.18	-90.27	-90.66
6.1.1 Life insurance	0.10	1.00	0.00	0.00	0.02	0.17	100.00	100.00	400.00	498.80
6.1.2 Freight insurance	62.90	600.00	219.78	2,100.00	419.85	4,170.00	-71.38	-71.43	-85.02	-85.61
6.1.3 Other direct insurance	25.16	240.00	1,071.70	10,240.00	486.30	4,830.00	-97.65	-97.66	-94.83	-95.03
6.2 Reinsurance	732.09	6,983.00	1,470.55	14,051.00	1,702.87	16,913.11	-50.22	-50.30	-57.01	-58.71
6.3 Auxiliary insurance services	4.82	46.00	166.62	1,592.00	15.88	157.72	-97.11	-97.11	-69.65	-70.83
6.4 Pension and standardized guarantee services	0.00	0.00	0.00	0.00	0.00	0.00	0.00	0.00	0.00	0.00

Contd.

10.24 Import of Services by Sectors (Detail)
(Monthly)

Rs. in Millions
Dollars in Thousands

Description	* January, 2016		** December, 2015		** January, 2015		% Change in January, 2016 over			
							December, 2015		January, 2015	
	Rs	$	Rs	$	Rs	$	Rs	$	Rs	$
7. Financial services	***1,057.82***	***10,090.00***	***4,780.77***	***45,680.00***	***3,340.68***	***33,180.00***	***-77.87***	***-77.91***	***-68.34***	***-69.59***
7.1 Explicitly charged and other financial services	1,057.82	10,090.00	4,780.77	45,680.00	3,139.31	31,180.00	-77.87	-77.91	-66.30	-67.64
7.2 Financial intermediation service charges indirectly measured (FISIM)	0.00	0.00	0.00	0.00	201.37	2,000.00	0.00	0.00	-100.00	-100.00
8. Charges for the use of intellectual services	967.66	9,230.00	1,237.06	11,820.00	2,004.61	19,910.00	-21.78	-21.91	-51.73	-53.64
9. Telecommunication, Computer and information services	2,540.24	24,230.00	3,336.51	31,880.00	3,209.80	31,880.00	-23.87	-24.00	-20.86	-24.00
9.1 Telecommunications services	845.00	8,060.00	1,716.39	16,400.00	1,607.92	15,970.00	-50.77	-50.85	-47.45	-49.53
9.1.1 Call centres	0.63	6.00	0.00	0.00	0.19	1.84	100.00	100.00	231.58	225.38
9.1.2 Telecommunication services	844.37	8,054.00	1,716.39	16,400.00	1,607.73	15,968.16	-50.81	-50.89	-47.48	-49.56
9.2 Computer services	1,423.71	13,580.00	1,492.44	14,260.00	1,474.01	14,640.00	-4.61	-4.77	-3.41	-7.24
9.2.1 Hardware consultancy services	0.00	0.00	12.77	122.00	0.01	0.14	-100.00	-100.00	-100.00	-100.00
9.2.2 Software consultancy services	1,044.30	9,961.00	1,131.25	10,809.00	1,116.46	11,088.80	-7.69	-7.85	-6.46	-10.17
9.2.3 Maintenance & repairs of computer	155.37	1,482.00	79.44	759.00	118.50	1,176.91	95.58	95.26	31.11	25.92
9.2.4 Export / Import of Computer Software	129.06	1,231.00	122.35	1,169.00	114.93	1,141.51	5.48	5.30	12.29	7.84
9.2.5 Other Computer services	94.98	906.00	146.63	1,401.00	124.11	1,232.65	-35.22	-35.33	-23.47	-26.50
9.3 Information services	271.53	2,590.00	127.68	1,220.00	127.87	1,270.00	112.66	112.30	112.35	103.94
9.3.1 News agency services	133.46	1,273.00	79.64	761.00	95.66	950.06	67.58	67.28	39.51	33.99
9.3.2 Other information services	138.07	1,317.00	48.04	459.00	32.21	319.94	187.41	186.93	328.66	311.64
10. Other business services	12,585.91	120,050.00	12,344.40	117,950.00	12,779.02	126,923.00	1.96	1.78	-1.51	-5.42
10.1 Research and development services	12.58	120.00	12.56	120.00	10.07	100.00	0.16	0.00	24.93	20.00
10.2 Professional and management consulting services	675.16	6,440.00	677.14	6,470.00	1,901.90	18,890.00	-0.29	-0.46	-64.50	-65.91
10.2.1 Legal, accounting, management consulting, and public relations	223.30	2,130.00	333.86	3,190.00	1,596.83	15,860.00	-33.12	-33.23	-86.02	-86.57
10.2.1.1 Legal services	65.00	620.00	98.38	940.00	240.63	2,390.00	-33.93	-34.04	-72.99	-74.06
10.2.1.2 Accounting, auditing, bookkeeping, and tax consulting services	5.24	50.00	4.19	40.00	24.16	240.00	25.06	25.00	-78.31	-79.17
10.2.1.3 Business and management consulting and public relations services	153.06	1,460.00	231.29	2,210.00	1,332.04	13,230.00	-33.82	-33.94	-88.51	-88.96
10.2.2 Advertising, market research, and public opinion polling	451.86	4,310.00	343.28	3,280.00	305.07	3,030.00	31.63	31.40	48.12	42.24
10.3 Technical, trade-related and other business services	11,898.17	113,490.00	11,654.70	111,360.00	10,867.05	107,933.00	2.09	1.91	9.49	5.15
10.3.1 Architectural, engineering, scientific and other technical services	1,028.47	9,810.00	1,189.96	11,370.00	586.98	5,830.00	-13.57	-13.72	75.21	68.27
10.3.2 Waste treatment and de-pollution, agricultural and mining services	2.10	20.00	0.00	0.00	8.05	80.00	100.00	100.00	-73.91	-75.00
10.3.3 Operating leasing services	1,319.92	12,590.00	1,169.03	11,170.00	1,067.24	10,600.00	12.91	12.71	23.68	18.77
10.3.4 Trade-related services	2.10	20.00	4.81	46.00	132.79	1,318.91	-56.34	-56.52	-98.42	-98.48
10.3.5 Other business services n.i.e.	9,545.58	91,050.00	9,290.90	88,774.00	9,071.99	90,104.09	2.74	2.56	5.22	1.05
11. Personal, cultural, and recreational services	97.81	933.00	5.64	54.00	112.97	1,122.00	1634.22	1627.78	-13.42	-16.84
11.1 Audiovisual and related services	27.57	263.00	3.55	34.00	92.83	922.00	676.62	673.53	-70.30	-71.48
11.1.1 Audiovisual services	27.57	263.00	3.45	33.00	72.58	720.89	699.13	696.97	-62.01	-63.52
11.1.2 Artistic related services	0.00	0.00	0.10	1.00	20.25	201.11	-100.00	-100.00	-100.00	-100.00
11.2 Other personal, cultural, and recreational services	70.24	670.00	2.09	20.00	20.14	200.00	3260.77	3250.00	248.76	235.00
12. Government services, n.i.e.	3,339.12	31,850.00	5,657.80	54,060.00	3,114.14	30,930.00	-40.98	-41.08	7.22	2.97
12.1 Embassies and consulates	699.28	6,670.00	754.58	7,210.00	1,695.51	16,840.00	-7.33	-7.49	-58.76	-60.39
12.2 Military units and agencies	16.77	160.00	2.09	20.00	0.00	0.00	702.39	700.00	100.00	100.00
12.3 Other	2,623.07	25,020.00	4,901.13	46,830.00	1,418.63	14,090.00	-46.48	-46.57	84.90	77.57

* Provisional ** Revised

Note: 1. The data are presented as per 6(EBOPS0.002010) classification aligned with MSITS0.00 2010 classification

10.25 Import of Services by Sector (Detail)
(Cummulative)

Rs. in Millions
Dollars in Thousands

Description	* July - January, 2015 - 2016		** July - January, 2014 - 2015		% Change in July - January, 2015 - 2016 over July - January, 2014 - 2015	
	Rs	$	Rs	$	Rs	$
Services	***454,311.85***	***4,370,711.00***	***516,555.33***	***5,113,436.00***	***-12.05***	***-14.52***
1.Manufacturing services on physical inputs owned by others	0.00	0.00	0.00	0.00	0.00	0.00
1.1 Goods for processing in reporting economy	0.00	0.00	0.00	0.00	0.00	0.00
1.2 Goods for processing abroad	0.00	0.00	0.00	0.00	0.00	0.00
2.Maintenance and repair services n.i.e.	7,158.67	68,870.00	4,402.42	43,580.00	62.61	58.03
3. Transport	182,103.05	1,751,924.00	241,036.02	2,386,041.00	-24.45	-26.58
3.1 Sea transport	96,896.13	932,190.00	157,564.73	1,559,750.00	-38.50	-40.23
3.1.1 Passenger	0.00	0.00	0.00	0.00	0.00	0.00
3.1.2 Freight	88,210.52	848,630.00	148,602.30	1,471,030.00	-40.64	-42.31
3.1.3 Other	8,685.61	83,560.00	8,962.43	88,720.00	-3.09	-5.82
3.2 Air transport	83,478.95	803,110.00	79,051.59	782,540.00	5.60	2.63
3.1.1 Passenger	49,331.07	474,590.00	48,596.31	481,060.00	1.51	-1.34
3.1.2 Freight	13,264.37	127,610.00	16,230.76	160,670.00	-18.28	-20.58
3.1.3 Other	20,883.51	200,910.00	14,224.52	140,810.00	46.81	42.68
3.3 Road transport	855.67	8,232.00	2,756.41	27,286.00	-68.96	-69.83
3.3.1 Passenger	0.00	0.00	1,212.23	12,000.00	-100.00	-100.00
3.3.2 Freight	797.46	7,672.00	1,475.49	14,606.00	-45.95	-47.47
3.3.3 Other	58.21	560.00	68.69	680.00	-15.26	-17.65
3.4 Rail transport	429.50	4,132.00	794.52	7,865.00	-45.94	-47.46
3.4.1 Passenger	429.50	4,132.00	794.52	7,865.00	-45.94	-47.46
3.4.2 Freight	0.00	0.00	0.00	0.00	0.00	0.00
3.4.3 Other	0.00	0.00	0.00	0.00	0.00	0.00
3.5 Postal and courier services	442.80	4,260.00	868.77	8,600.00	-49.03	-50.47
3.6 Electricity transmission	0.00	0.00	0.00	0.00	0.00	0.00
3.7 Other supporting and auxiliary transport service	0.00	0.00	0.00	0.00	0.00	0.00
4. Travel	89,245.80	858,590.00	93,582.19	926,380.00	-4.63	-7.32
4.1 Business	2,151.65	20,700.00	1,618.33	16,020.00	32.95	29.21
4.1.1 Acquisition of goods and services by border, seasonal, and other short-term workers	0.00	0.00	0.00	0.00	0.00	0.00
4.1.2 Other	2,151.65	20,700.00	1,618.33	16,020.00	32.95	29.21
4.2 Personal	87,094.15	837,890.00	91,963.86	910,360.00	-5.30	-7.96
4.2.1 Health-related expenditure	202.69	1,950.00	109.10	1,080.00	85.78	80.56
4.2.2 Education-related expenditure	9,013.04	86,710.00	10,178.70	100,760.00	-11.45	-13.94
4.2.3 Other	77,878.42	749,230.00	81,676.06	808,520.00	-4.65	-7.33
4.2.3.1 Religious travel	7,749.59	74,555.00	7,863.11	77,837.75	-1.44	-4.22
4.2.3.2 Other	70,128.83	674,675.00	73,812.95	730,682.25	-4.99	-7.67
5.Construction services	2,126.71	20,460.00	445.49	4,410.00	377.39	363.95
5.1 Construction abroad	0.00	0.00	0.00	0.00	0.00	0.00
5.2 Construction in the compiling economy	2,126.71	20,460.00	445.49	4,410.00	377.39	363.95
6. Insurance and Pension services	14,226.06	136,862.00	17,424.50	172,487.00	-18.36	-20.65
6.1 Direct Insurance	4,043.13	38,897.00	6,677.51	66,101.39	-39.45	-41.16
6.1.1 Life insurance	2.81	27.00	0.04	0.39	6925.00	6894.82
6.1.2 Freight insurance	821.16	7,900.00	4,025.72	39,851.00	-79.60	-80.18
6.1.3 Other direct insurance	3,219.16	30,970.00	2,651.75	26,250.00	21.40	17.98
6.2 Reinsurance	9,741.27	93,716.00	10,163.27	100,607.30	-4.15	-6.85
6.3 Auxiliary insurance services	441.66	4,249.00	583.72	5,778.31	-24.34	-26.47
6.4 Pension and standardized guarantee services	0.00	0.00	0.00	0.00	0.00	0.00

Contd.

10.25 Import of Services by Sector (Detail)
(Cummulative)

Rs. in Millions
Dollars in Thousands

Description	* July - January, 2015 - 2016		** July - January, 2014 - 2015		% Change in July - January, 2015 - 2016 over July - January, 2014 - 2015	
	Rs	$	Rs	$	Rs	$
7. Financial services	***12,377.73***	***119,080.00***	***13,885.09***	***137,450.00***	***-10.86***	***-13.36***
7.1 Explicitly charged and other financial services	11,961.95	115,080.00	12,773.88	126,450.00	-6.36	-8.99
7.2 Financial intermediation service charges indirectly measured (FISIM)	415.78	4,000.00	1,111.21	11,000.00	-62.58	-63.64
8. Charges for the use of intellectual services	9,504.70	91,440.00	8,152.25	80,700.00	16.59	13.31
9. Telecommunication, Computer and information services	23,801.23	228,980.00	23,011.17	227,790.00	3.43	0.52
9.1 Telecommunications services	13,748.75	132,270.00	13,015.32	128,840.00	5.64	2.66
9.1.1 Call centres	12.89	124.00	2.12	20.97	508.02	491.46
9.1.2 Telecommunication services	13,735.86	132,146.00	13,013.20	128,819.04	5.55	2.58
9.2 Computer services	9,002.64	86,610.00	9,151.33	90,590.00	-1.62	-4.39
9.2.1 Hardware consultancy services	27.75	267.00	23.70	234.63	17.09	13.80
9.2.2 Software consultancy services	6,408.39	61,652.00	6,777.98	67,095.91	-5.45	-8.11
9.2.3 Maintenance & repairs of computer	617.85	5,944.00	519.37	5,141.27	18.96	15.61
9.2.4 Export / Import of Computer Software	934.46	8,990.00	702.47	6,953.86	33.02	29.28
9.2.5 Other Computer services	1,014.19	9,757.00	1,127.81	11,164.35	-10.07	-12.61
9.3 Information services	1,049.84	10,100.00	844.52	8,360.00	24.31	20.81
9.3.1 News agency services	611.61	5,884.00	550.36	5,448.04	11.13	8.00
9.3.2 Other information services	438.23	4,216.00	294.16	2,911.96	48.98	44.78
10. Other business services	84,902.99	816,810.00	83,172.55	823,334.00	2.08	-0.79
10.1 Research and development services	57.17	550.00	65.66	650.00	-12.93	-15.38
10.2 Professional and management consulting services	5,836.48	56,150.00	8,301.76	82,180.00	-29.70	-31.67
10.2.1 Legal, accounting, management consulting, and public relations	3,649.49	35,110.00	5,843.96	57,850.00	-37.55	-39.31
10.2.1.1 Legal services	1,481.21	14,250.00	1,315.27	13,020.00	12.62	9.45
10.2.1.2 Accounting, auditing, bookkeeping, and tax consulting services	141.36	1,360.00	169.71	1,680.00	-16.70	-19.05
10.2.1.3 Business and management consulting and public relations services	2,026.92	19,500.00	4,358.98	43,150.00	-53.50	-54.81
10.2.2 Advertising, market research, and public opinion polling	2,186.99	21,040.00	2,457.80	24,330.00	-11.02	-13.52
10.3 Technical, trade-related and other business services	79,009.34	760,110.00	74,805.13	740,504.00	5.62	2.65
10.3.1 Architectural, engineering, scientific and other technical services	7,172.18	69,000.00	7,538.05	74,620.00	-4.85	-7.53
10.3.2 Waste treatment and de-pollution, agricultural and mining services	17.67	170.00	1,352.65	13,390.00	-98.69	-98.73
10.3.3 Operating leasing services	6,793.82	65,360.00	7,329.95	72,560.00	-7.31	-9.92
10.3.4 Trade-related services	34.61	333.00	403.85	3,997.76	-91.43	-91.67
10.3.5 Other business services n.i.e.	64,991.06	625,247.00	58,180.63	575,936.24	11.71	8.56
11. Personal, cultural, and recreational services	423.58	4,075.00	575.20	5,694.00	-26.36	-28.43
11.1 Audiovisual and related services	304.04	2,925.00	481.25	4,764.00	-36.82	-38.60
11.1.1 Audiovisual services	292.71	2,816.00	388.63	3,847.13	-24.68	-26.80
11.1.2 Artistic related services	11.33	109.00	92.62	916.87	-87.77	-88.11
11.2 Other personal, cultural, and recreational services	119.54	1,150.00	93.95	930.00	27.24	23.66
12. Government services, n.i.e.	28,441.33	273,620.00	30,868.45	305,570.00	-7.86	-10.46
12.1 Embassies and consulates	6,263.70	60,260.00	9,247.30	91,540.00	-32.26	-34.17
12.2 Military units and agencies	99.79	960.00	135.37	1,340.00	-26.28	-28.36
12.3 Other	22,077.84	212,400.00	21,485.78	212,690.00	2.76	-0.14

* Provisional ** Revised

Note: 1. The data are presented as per 6(EBOPS0.002010) classification aligned with MSITS0.00 2010 classification

REGIONAL AND FIELD OFFICES OF PAKISTAN BUREAU OF STATISTICS

PUNJAB

Chief Statistical Officer,
Regional Office,
Pakistan Bureau of Statistics,
Gul Plaza, (1st & 2nd Floor),
I.J. Principal Road,
Near Pindora Chungi,
Rawalpindi
Phone: 051– 4411528)
Fax 051 - 4410474

Statistical Officer (I/C),
Regional Office,
Pakistan Bureau of Statistics,
USAID Building,
Gurumangat Road,
Gulberg-III,
Lahore.
Phone & Fax:042-99263266
Email:lhrfbs@lhr.comsats.net.pk

Statistical Officer (I/C),
Regional Office,
Pakistan Bureau of Statistics,
House # 20, Block-T,
New Multan Colony, Rahim Chowk,
Masoom Shah Road,
Multan.
Phone & Fax:061-9220177
E-mail:muxfbs@brain.net.pk

Chief Statistical Officer,
Regional Office,
Pakistan Bureau of Statistics,
51-A, Satellite Town,
Gujranwala.
Phone & Fax: 055-9200418

Chief Statistical Officer,
Regional Office,
Pakistan Bureau of Statistics,
House # 04, Rehman Town,
Satyana Road,
Faisalabad.
Phone & Fax: 041-9220049
E-mail:fsdfbs@fsd.comsats.net.pk

Chief Statistical Officer,
Regional Office,
Pakistan Bureau of Statistics,
House # 5, Aziz Park
Session Road
Sargodha
Phone:048-9230411

Chief Statistical Officer,
Regional Office,
Pakistan Bureau of Statistics,
9-A (Ground Floor), Block-X
Rafi Qamar Road, Satellite Town,
Bahawalpur.
Phone & Fax: 062-9250026

Statistical Officer(I/C),
Field Office,
Pakistan Bureau of Statistics,
Capital Road,
Near Masjid Abdur Rashid
Jinnah Town,
Sialkot.
Phone & Fax: 052 - 4262644
E-mail:sktfbs@skt.comsats.net.pk

Statistical Officer(I/C),
Field Office,
Pakistan Bureau of Statistics,
Building # 09-D-3(X)
Amar Colony,
Jhang Saddar.
Phone & Fax: 047-9200194

Statistical Officer(I/C),
Field Office.
Pakistan Bureau of Statistics,
House at Khasra #51/11/1/3/2
(G.F), Chak#9/W.B.(Behind
Cooperative Workshop),
Burawala Road,
Vehari.
Phone & Fax: 067-3364219

Statistical Officer (I/C),
Field Office,
Pakistan Bureau of Statistics,
House # 213/ D,
Mohallah Mir Abdullah Khan Rokri,
Mianwali.
Phone: 045-9231626
Fax: 045-9233700

Statistical Officer (I/C),
Field Office,
Pakistan Bureau of Statistics
House # H 224-c, Ground Floor
Street # 4, Khyaban-e-Sarwar,
Dera Ghazi Khan.
Phone: 064-2401850

Statistical Officer(I/C),
Field Office,
Pakistan Bureau of Statistics,
House # 7, (G.F.), Street #1,
Azam Town, Mud Darbari,
Rahim Yar Khan.
Phone & Fax: 068-5871754

Statistical Officer (I/C),
Field Office,
Pakistan Bureau of Statistics,
House # 43 B-7, Gulistan Colony,
Near Govt. Girls College
Sahiwal.
Phone: 040-9200242

Statistical Officer(I/C),
Field Office,
Pakistan Bureau of Statistics,
Building # 192, Khan Baba Road,
Bahawalnagar.
Phone & Fax: 063-9240049

SINDH:

Chief Statistical Officer,
Regional Office,
Pakistan Bureau of Statistics,
1-B, S.M.C.H. Society
Karachi.
Phone & Fax: 021- 34557933
Email:khifbs@khi.comsats.net.pk

Chief Statistical Officer,
Regional Office,
Pakistan Bureau of Statistics,
Bunglow # A-46, G.O.R. Colony,
Unit # 1, Latifabad,
Hyderabad.
Fax & Phone: 022-9200641

Chief Statistical Officer,
Regional Office,
Pakistan Bureau of Statistics,
Bunglow # 10-A,
Professor Housing Society,
Shikarpur Road,
Sukkur.
Phone & Fax: 071-5807132

Chief Statistical Officer,
Regional Office,
Pakistan Bureau of Statistics,
Building # 45/17, Ward "C",
Near Shah Latif Market,
Lohari Mohallah,
Larkana.
(Phone: 074-9410010)
Fax:074-4054438

Statistical Officer(I/C),
Field Office,
Pakistan Bureau of Statistics,
House # 180,
Um-e-Hain, Near satari
Cotton Factory, Ring Road
Mirpur Khas.
Phone & Fax: -0233-923096

Statistical Officer(I/C),
Field Office,
Pakistan Bureau of Statistics,
House # 68, Mubariak Colony,
Jam sahib Road,
Nawabshah.
Phone & Fax: 0244-9370311

Statistical Officer(I/C),
Field Office,
Pakistan Bureau of Statistics,
House # 199 Marakhpur,
Opp. DHO Office,
Sehwan Road, Dadu Town,
Dadu.
Phone & Fax: 025-9200345

Statistical Officer(I/C),
Field Office,
Pakistan Bureau of Statistics,
House # 292-I, 1st Family line,
Shah Abdul Latif Road,
Near Rifil Naka,
Jacobabad.
Phone : 0722-653403

KHYBER PAKHTOON KHWA

Chief Statistical Officer,
Regional Office,
Pakistan Bureau of Statistics,
State Life Insurance Building,
2nd Floor, 34-The Mall,
Peshawar Cantt.
Phone: 091-9213097
Fax – 091-9213098
E-mail:pshfbs@pes.comsats.net.pk

Chief Statistical Officer,
Regional Office,
Pakistan Bureau of Statistics,
Building #558-D,
Mohallah Ghazni Khel,
Bannu.
Phone & Fax: 0928-9270191

Statistical Officer (I/C),
Regional Office,
Pakistan Bureau of Statistics,
Shams-ur-Rehman Building,
Near Nadra Office, Rahimabad,
G.T. Road,
Mingora/Swat.
Phone: 0946-9240283

Chief Statistical Officer,
Regional Office,
Pakistan Bureau of Statistics,
Bunglow # 896, Mansehra Road,
Post office Jhangi,
Abbottabad.
Phone & Fax: 0992-9310231

Chief Statistical Officer,
Regional Office,
Pakistan Bureau of Statistics,
House # A-3,
Shah Jhan Sheed Town,
Near Coach Adda of Bannu
Dera Ismail Khan,
Phone:0966-9280279

BALOCHISTAN:

Chief Statistical Officer,
Regional Office,
Pakistan Bureau of Statistics,
Chandio House No.2,
Arbab Karam Khan Road,
Near Elementary College,
Quetta.
Phone: 081-9239804
Fax:081-2471126

Statistical Officer(I/C),
Field Office,
Pakistan Bureau of Statistics,
Dak Khana Road, Near Civil Hospital,
Singani Sar,
Turbat.
Phone: 0852-412267
Fax:0852-413383

Statistical Officer (I/C),
Field Office,
Pakistan Bureau of Statistics,
Haroon Market,
Opp:Girls High School,
Hospital Road,
Khuzdar.
Phone & Fax: 0848-412760

Statistical Officer (I/C),
Field Office,
Pakistan Bureau of Statistics,
Building # 2-II/E,
Hazara Mohallah,
Loralai.
Phone & Fax: 0824-660560

NORTHERN AREAS:

Statistical Officer (I/C),
Field Office,
Pakistan Bureau of Statistics,
Madina Supper Market,
Near Taj Hotel,
Gilgit.
Phone & Fax: 05811-920762

AZAD KASHMIR:

Chief Statistical officer,
Regional Office,
Pakistan Bureau of Statistics,
Street # 13, D-38,
Upper Chattar Housing Scheme
Muzaffarabad.
Phone & Fax: 05822-921113

SYMBOLS, ABBREVIATIONS AND CONVERSION

E	Estimated
P/*	Provisional, Preliminary
R/r	Revised
-	Nil
..	Negligible
…	Not available
%	Percentage
Admn	Administration
ALOOCHA	A kind of fruit
ARVI	A type of root vegetable
AV.	Average
BABUL	A kind of fire wood
BBLS.	Barrels
BIRYANI	A dish of rice prepared
BOT.	Bottle
CAP.	Capsule
CFT.	Cubic feet
CH.	Charge
CHAPATI	A kind of bread
CIG.	Cigarette
Comm.	Communication
CRT.	Carton / Crate
CUM./CM.	Cubic meter
DESI.	Indigenous
Distt.	Distribution
DOZ	Dozen
ENG.	English
EX.	Exercise
GLS.	Glass
GM.	Gram
H.OP.	Hand operated
HP.	Horse power
INJ.	Injection
KHADDI	Hand-loom
KIKAR	A kind of fire wood
KG.	Kilogram
KM.	Kilometer
KORMA	A variety of meat curry
KWH.	Kilowatt / hour
LB.	Pound
LTR.	Litre
LUNGI	A kind of cloth
MALTA & MOSAMBI	A variety of Orange
MED.	Medium
MG.	Milligram
MMCFT.	Million cubic feet
MN.	Million
M/o.	Ministry of
MTR.	Meter
MT.	Metric Ton
ML.	Milliliter
NES.	Not else where specified
NO.	Number
NR.	Not reported
N.S.	Not specified
PKT.	Packet
PC.	Piece
QLTY.	Quality
QTY.	Quantity
RASGULLA	A form of sweetmeat
R.P.M.	Revolution per minute
RS.	Rupees
SAMOSA	A form of patty
SHAL.	Shalwar
SHEESHAM	A variety of sup. Qlty. Wood.
Sq.	Square
SQM.	Square meter
SUP.	Superior
STND.	Standard
SQFT.	Square feet
SYN.	Synthetic
THNO.	Thousand number
TAB.	Table
TANDOORI	Oven-Baked
TKT.	Ticket
TL.	Tube light
TOTA.	Broken rice
UNI.	Uniform
Urd.	Urdu
VEG.	Vegetable
W.	Watt

One Metric Ton	2004	Lbs.
	1000	Kgs
One Ton	1.0160	M.Tons
(2240 Lbs.)	27.22	Maunds
	1016.04	Kgs.
	1.0610	M. Tons
	20	Hundred weight
One Pound	0.4536	Kg.
	16	Oz.
	0.4861	Seer
One Ounce	28.35	Gms.
One Kilogram	2.2046	Lbs.
	0.0197	Hundred weight
	0.0268	Maund
	1.0717	Seers
One Hundred weight		
(112 Lbs.)	50.8932	Kgs.
	1.3610	Maunds
One Gram	0.0857	Tola
One Tonne	0.9842	Long Ton
	1.1023	Short Ton
One Bale (Cotton)	170.0971	Kilograms
(375 Lbs.)	4.5571	Maunds

LIQUID

One Imperial (Gallon)	4.5435	Ltrs.
One Litre	0.2199	Imperial Gallon

LENGTH

One Mile	1.6093	Kms.
	1760	Yards
One Yard	0.9144	Meter
One Foot	0.3048	Meter
One Kilometer	0.6214	mile
One Meter	1.0936	Yards
One Square Mile	2.5899	Sq. Kilometer
	640	Acres
	258.9984	Hectares
One Acre	.4074	Hectare
	4840	Sq. Yards.
One Square Kilometer	0.3861	Sq. Mile
	100	Hectares
One Hectare	2.4711	Acres
One Square Yards	0.8361	Sq. meter.
One Cubic Meter	35.3147	Cubic feet

SELECTED PUBLICATIONS OF PAKISTAN BUREAU OF STATISTICS

01. Monthly Bulletin of Statistics
02. Review of Foreign Trade
03. Pakistan Statistical Pocket Book
04. Pakistan Statistical Yearbook
05. Foreign Trade Statistics of Pakistan Imports (two volumes)
06. Foreign Trade Statistics of Pakistan Exports (one volume)
07. Labour Force Survey
08. Brochure of National Accounts
09. Pakistan Demographic Survey
10. Census of Manufacturing Industries
11. Survey of Small Household Manufacturing Industries
12. Rent Survey of Dwellings
13. Socio Economic Indicators at District Level (Punjab, Sindh, Khyber Pakhtoon Khwa & Balochistan)
14. Census of Private Educational Institutions in Pakistan
15. Census of Software Industry and related services of Pakistan
16. Supply & Use Table of Pakistan
17. Mechanized Road Transport Survey
18. Survey of Private Recreational, Cultural & Entertainment Services
19. Survey of Private Laundry, Dry Cleaning & Dyeing Services
20. Survey of Private Medical, Dental & Other Health Services
21. Survey of Private Educational Services
22. Pakistan, 2000 – An Official Hand Book on Statistics
23. 50 Years of Pakistan in Statistics (Four Volumes)
24. Pakistan Social & Living Standard Measurement Survey National/Provincial
25. Household Integrated Economic Survey (HIES) National/Provincial

SALE CENTERS WHERE PAKISTAN BUREAU OF STATISTICS PUBLICATIONS ARE AVAILABLE

ISLAMABAD
6 – Mauve Area, G-8/4.
Taleemi Chowk
Phone # 051 - 926 11 25
051 - 226 13 72

RAWALPINDI
NBF Book Shop
178-B, Sarwar Road,
Rawalpindi Cantt.
Phone # 051 – 927 25 30

WAH CANTT
NBF Book Shop
Central Library Premises
Phone # 051- 931 40 04

LAHORE
NBF Book Shop
56/57 Shadman Colony,
Shadman Market,
Phone # 042 – 755 01 61 &
753 03 29
Fax # 042 – 758 77 35

FAISALABAD
NBF Book Shop
Shop No.10,
Hashmi Hall Shopping Centre,
University of Agriculture,
Phone # 041 – 264 81 79

MULTAN
NBF Book Shop
Plot # 4-5-6, M.D.A. Road,
Near Multan Art Council
Phone # 061 – 920 12 81

BAHAWALPUR
NBF Book Shop
Quaid-e-Azam Medical College,
Near Library.
Cell # 0301 – 724 76 13

PESHAWAR
NBF Book Shop
Phase-V, Sector B-2,
Plot No.36-37,
Hayatabad.
Phone # 091 – 589 27 44
921 72 73
Fax # 091 921 72 73

NBF Book Shop
48/D, F-6, Jamrud Road,
University Town,
Phone # 091 – 921 69 03
Fax # 091 – 921 69 04

BANNU
Old Municipal Library Premises,
Near to Qazi Muhib Stadium,
Cell # 0346 – 915 50 18

KOHAT
3rd Block, 1st Floor,
Distt. Govt. Complex

D.I. KHAN
NBF Book Shop
C/o. Executive Distt. Officer,
Literacy, Sports and Education,
Phone # 0961 – 928 01 29

ABBOTABAD
Public Library
1st Floor, Jalal Baba Auditorium,
Phone # 0992 – 931 02 91

KARACHI
National Book Foundation
(Regional Office)
Liaquat Memorial Library Premises,
Ground Floor, Stadium Road,
Phone # 021– 923 18 06 & 923 10 88
Fax # 923 10 89

HYDERABAD
NBF Book Shop
GOR Colony,
C-22, Latifabad No.1,
Phone # 022 – 931 08 92

JAMSHORO
Shop No.14, Liaquat University of
Medical & Health Science

NAWABSHAH
M.H. Khawaja DC High School,
Opp. NMC Hospital Road
Cell # 0301 – 389 58 46

SUKKUR
Public Library
Old Sukkur,
Phone # 071 – 562 51 03

LARKANA
NBF Book Shop
Chandka Medical College
Main Gate
Phone # 0741-941 02 29

JACOBABAD
Red Crescent Building,
Near T.B. Hospital
Phone # 0722 – 65 08 17

QUETTA
NBF Book Shop
3-7/5, Faiz Muhammad Road,
Phone # 081 - 920 15 70
Fax # 081 - 920 18 69

PUBLISHED ON BEHALF OF NATIONAL BOOK FOUNDATION
PRINTED AT REPRODUCTION & PRINTING UNIT, PBS, KARACHI