CMI

CENSUS OF MANUFACTURING INDUSTRIES

(2015-2016)

Government of Pakistan
Ministry of Planning, Development &
Special Initiatives
Pakistan Bureau of Statistics

CENSUS OF MANUFACTURING INDUSTRIES (CMI-2015-16)

Government of Pakistan
Ministry of Planning Development & Special Initiatives
Pakistan Bureau of Statistics

DR. NAEEM UZ ZAFAR
Chief Statistician

Government of Pakistan,
Pakistan Bureau of Statistics.

Statistics House 21-
Mauve Area G-9/1
Islamabad.

Tel : 051-9106515
Fax: 051-9106561
E-mail: chiefstat@pbs.gov.pk
naeemuzzafar@gmail.com

S. EJAZ WASTI
Member (NATIONAL ACCOUNTS)

Government of Pakistan,
Pakistan Bureau of Statistics.

Statistics House 21-
Mauve Area G-9/1
Islamabad.

Tel: 051-9106516
Fax: 051-9106517
E-mail: ejaz_wasti@hotmail.com.

FOREWORD

Pakistan Bureau of Statistics (PBS) is a National Statistical Organization (NSO) which collects and compiles statistical data through primary & secondary sources and disseminate statistics on socio-economic indicators of Pakistan.

The industrial sector is one of the important sectors and hence compilation of industrial statistics assumes a crucial importance both for research and policy making. Among various Censuses/surveys conducted on economic activities. The Census of Manufacturing Industries (CMI) is very important due to its crucial role in compiling GDP and its usefulness for determining the numerical configuration of the national economy. The CMI measures production, structural changes in medium and large-Scale manufacturing Industries and provides data on quantities and values of inputs and outputs, census value added, contribution to GDP, changes in fixed assets, stocks, employment & employment cost and industrial taxes. It takes into account the new developments in the industrial field, captures industrial products and establishments and develops new weights for Production Index of Manufacturing.

PBS conducted the Census of Manufacturing Industries (CMI) for the reference year 2015-16 being part of Change of Base of National Accounts project. This Census was launched under a revised methodology with updated frame and improved questionnaire. The CMI questionnaire was distributed and collected physically by the enumerating staff with the aim to enhance coverage and update manufacturing frame of Business Register (BR) CMI 2015-16 is the first manufacturing industry census after promulgations of The General Statistics (Reorganization) Act, 2011.

Technical committee of rebasing of National Accounts and Panel on Industrial Statistics comprising of government departments and other public / private stakeholders reviewed the results of the census and provided technical input to improve the quality of publication.

The CMI report provides detailed data at provincial and national level. Summary tables at national level are available on PBS website www.pbs.gov.pk.

I appreciate and acknowledge the key role of PBS, provincial stakeholders and business community for their support in data collection in compiling of challenging task of CMI 2015-16. We are making all out efforts to improve industrial statistics and suggestions in this regard from the users are always appreciated and welcomed.

DR. NAEEM UZ ZAFAR
Chief Statistician

Pakistan Bureau of Statistics,
M/o Planning, Development & Special Initiatives,
Government of Pakistan,
Islamabad.

GENESIS OF THE REPORT

The compilation of Census of Manufacturing Industries (CMI-2015-16) owes to the efforts of the following staff of Pakistan Bureau of Statistics.

PBS Team:
Dr. Bahrawar Jan, Deputy Director General, PBS.
Mr. Rizwan Bashir, Director, PBS.
Mr. Muhammad Anwar, Chief Statistical Officer/ Focal Person, PBS.
Mr. Muhammad Suhaib, Chief Statistical Officer/ Industry Section, PBS.

Assisted By:

Business Register (BR) Section:
Ms. Ayesha Ashfaq, Statistical Officer
Ms. Nida Kamilla, Statistical Officer
Ms. Farhat Huma, Statistical Assistant
Ms. Saima Nazli, Statistical Assistant
Ms. Tehrim Khan, Statistical Assistant
Ms. Rabia Gillani, Statistical Assistant
Ms. Sajida Kausar, Statistical Assistant
Mr. Abdul Aziz Chachar, Statistical Assistant
Mr. Anwer Saeed, Statistical Assistant
Mr. Saad Rasul, Statistical Assistant
Mr. Nasir Ali Malik, Statistical Assistant
Mr. Muhammad Farooq, Statistical Assistant
Mr. Muhammad Asif Khattak, Statistical Assistant
Mr. Aslam Qureshi, Statistical Assistant
Mr. Muhammad Amir Khan, Statistical Assistant
Mr. Asim Saeed, Statistical Assistant
Ms. Naseem Atta, Statistical Assistant
Ms. Neelum Siddique, Statistical Assistant
Mr. Rashid Qasmi, Statistical Assistant
Mr. Raja Muddassar Nawaz, Statistical Assistant
Mr. Muhammad Ali, Statistical Assistant
Mr. Muhammad Khan, LDC.

Industry Section:
Syed Shahzad Ahmed, Statistical Officer
Mr. Rab Nawaz, Statistical Officer
Mr. Zia Ullah Khan, Statistical Assistant
Mr. Usman Ud Din, Statistical Assistant
Mr. Azhar Malik, Statistical Assistant

Data Processing Centre, Islamabad
Mr. M. Sarwar Gondal, Member, Support Services, PBS.
Mr. Aziz Ullah Bhatti, Director, DP Centre, PBS.
Mr. Sadullah Khan, Chief System Analyst, PBS.
Mr. Muhammad Tahir, Data Processing Officer, PBS.
Mr. Waqar Ahmad Khan, Data Processing Assistant, PBS.

Field Operation
Business Register (BR) /Industry Section, PBS, Islamabad.
Urban Unit, Punjab.
Bureau of Statistics, Sindh.
Bureau of Statistics, KP.
Labour Department, Balochistan.
Regional Office, Karachi, Quetta, PBS.

CONTENTS

Description	Page
Preface	iii
Executive Summary	v
Chapter 1-INTRODUCTION	xiii
Objectives	xiii
Scope and coverage	xiii
Planning and execution of census	xiii
Revised Operational Strategy	xiii
Operational Features	xiii
Previous Operational Strategy	xiv
Limitations of Earlier CMIs	xiv
Industrial Classification	xv
Chapter 2- Concepts and definitions	xvii
Concepts and definitions	*xvii*
Acronym	*xx*
Chapter 3-CENSUS RESULTS	xxi
Summary results	xxi
Statistical Tables	1 – 655
Annexures	657-681
CMI 2015-16 Questionnaire	659
PSIC 2010	665
Weights	679

PREFACE

The Census of Manufacturing Industries (CMI) is the prime source of industrial statistics and provide key measures of manufacturing sector in Pakistan. The main aim of conducting CMI is to assess the changes in the composition and structure and growth of manufacturing sector relating to medium and large scale Industries.

The Census of Manufacturing Industries (CMI) 2015-16 was conducted in pursuance of the provision of Section 39 of General Statistics (Re-organization) Act 2011. The PBS is responsible for planning of the census, preparation & printing of questionnaire, preparation of tabulation plan, editing, coding and processing of CMI questionnaires and publication of CMI report.

Provincial Secretaries of Industry Departments coordinated the field operation of CMI 2015-16, through their focal persons, in their respective provinces. The focal persons were Chief Executive Officer of Urban Unit Punjab, Director General, Bureau of Statistics Sindh, Director, Bureau of Statistics KP and Director General Labour Balochistan. These focal persons were authorized officers/statistical agents of PBS for CMI 2015-16 as per section 22 of General Statistics (Re-organization) Act 2011.

PBS is pleased to extend appreciation to provincial stakeholders/statistical agents for this efforts in data collection and enhancing the coverage of the census. PBS also acknowledges the contribution of Securities & Exchange Commission of Pakistan (SECP), Research Department of State Bank of Pakistan (SBP), Lasbela Industrial Estates Development Authority (LIEDA), Federation of Pakistan Chambers of Commerce & Industry (FPCCI), Karachi Chamber of Commerce and Industry (KCCI), Lahore Chambers of Commerce & Industry (LCCI), Khyber Chamber Of Commerce & Industry (KCCI), Islamabad Chamber of Commerce and Industry (ICCI) for extending their support in data collection and arranging seminars to highlight the importance of CMI to business community.

The role of the technical committee of Change of Base of National Accounts who reviewed and made useful suggestions to improve the results is acknowledged. PBS also appreciates the Panel on Industrial Statistics for their valuable input to improve and enrich this publication.

The whole exercise was a team work. It was not possible without the inspired team. I would like to appreciate the teams of Business Register (BR) and Industrial Statistics Section under supervision of Dr. Bahrawar Jan, Deputy Director General, PBS whose experience and technical expertise were of immense help in completion of this massive project. I also really appreciate the efforts of Mr. Muhammad Anwar, Chief Statistical Officer (BR) and his team for their professionalism due to which the project is completed.

Efforts have been made to make this publication as a comprehensive, informative and useful document for decision makers, researchers, planners, economists and other groups of beneficiaries. Comments and suggestions, for improvement will be highly appreciated. It is hoped that the users will find this publication useful.

S. EJAZ WASTI
Member National Accounts

Pakistan Bureau of Statistics,
M/o Planning, Development & Special Initiatives,
Government of Pakistan,
Islamabad.

EXECUTIVE SUMMARY

Manufacturing is a key sector of the economy. It is traditionally divided into large-scale manufacturing and small and Household manufacturing industries. The Census of Manufacturing Industries (CMI) focuses on the production and investment behavior of Large Scale Manufacturing Industries (LSMI) cover establishments with 10 or more employees, whereas the Survey of Small and Household Manufacturing Industries (SHMI) focuses on small scale industries having less than 10 employees. CMI provides the measure of manufacturing industry outputs, inputs, and operating status, and is the primary source for updating the Business Register (BR).

COVERAGE

The Census of Large-Scale Manufacturing Industries is conducted after every five years with manufacturing establishments classified under (10 to 33 division) Pakistan Standard Industrial Classification (PSIC-2010) based on UN-ISIC.Rev.4. However, currently it is linked with rebasing of National Accounts after 10 years. The last CMI of the series was conducted for the year 2005-06. Previous censuses were conducted on the frame of Labour and Industries departments which had low coverage due to incomplete frames and lack of resources.

To improve coverage, Business Register (BR) of PBS was utilized for the current census, which is based on different administrative sources like SECP, FBR, EOBI, Pakistan Stock Exchange, Distribution companies of WAPDA, Provincial Labour and Industries departments etc. As a result, number of establishments covered under current census is approximately 390% higher than CMI 2005-06, as shown at Table-1 and Figure-1.

Table-1: Number of Manufacturing Establishments covered in CMIs

Region	1990-91	1995-96	2000-01	2005-06	2015-16
Pakistan	**4,792**	**4,474**	**4,528**	**8,680**	**42,578**
Punjab	2,452	2,364	2,357	5,187	32,256
Sindh	1,751	1,528	1,768	2,163	6,299
KP	425	468	236	749	3,357
Balochistan	110	69	93	256	342
Islamabad	54	45	74	325	324

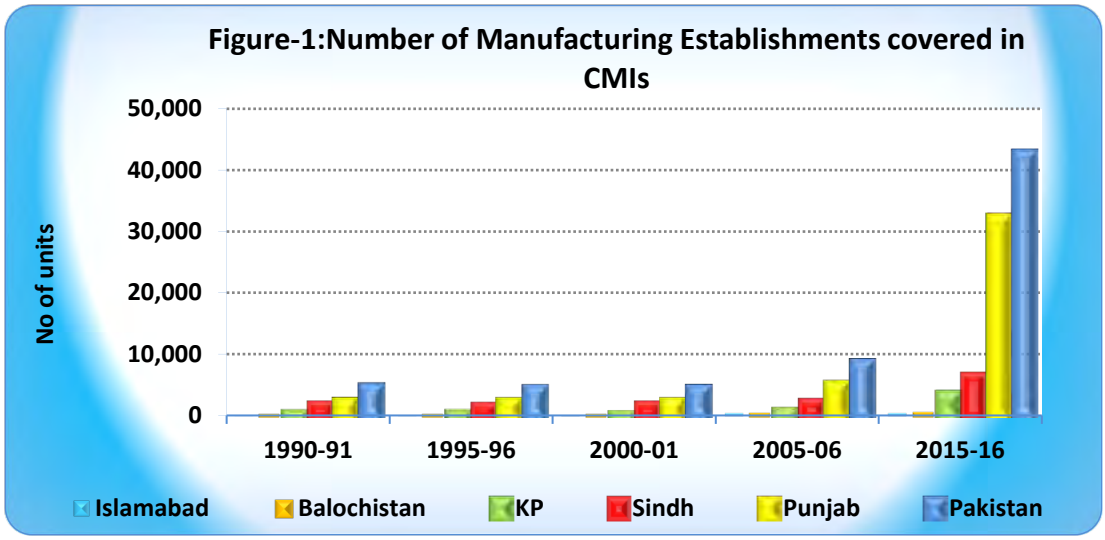

TRENDS IN PRODUCTION AND INVESTMENT

Brief outlines of main results of the census including production value, census value added contribution to GDP and capital stock are given in the following paragraphs.

Production Value

Census of Manufacturing Industries (CMI) 2015-16 shows value of production/total output at producer prices Rs 11,181 billion depicting an increase of 244.76% over Rs 3,243 billion in CMI 2005-06. The values of production at producers' prices recorded at national and provincial levels in five CMIs are given at Table-2 and Figure-2. It may be noted that these values include all indirect taxes (net of subsidies) except general sales tax. Details about different valuation methods of output and value added may be seen at chapter -2 (Concepts and Definitions).

Table-2: Value of Production at producers' prices in CMIs **Million Rs**

Region	1990-91	1995-96	2000-01	2005-06	2015-16
Pakistan	**369,664**	**678,196**	**1,104,185**	**3,243,446**	**11,181,973**
Punjab	162,052	321,623	497,708	1,538,490	5,212,867
Sindh	179,736	280,662	522,617	1,340,431	4,998,512
KP	14,993	60,689	46,439	182,578	545,643
Balochistan	9,822	8,843	23,828	155,876	269,154
Islamabad	3,061	6,379	13,593	26,071	155,797

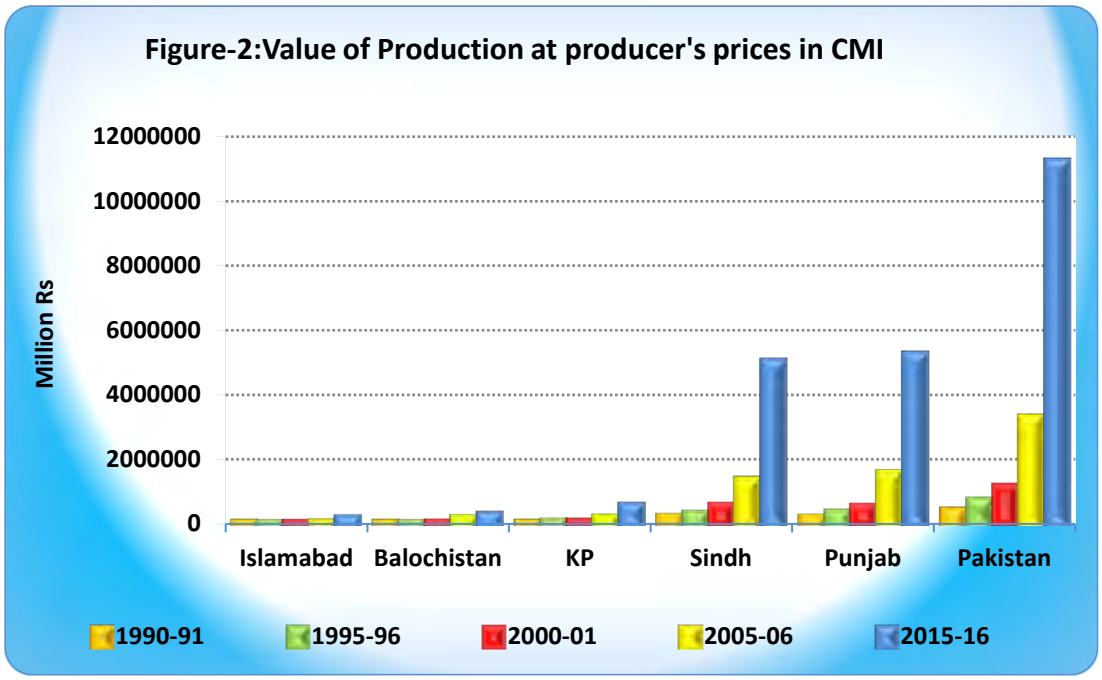

Census Value Added

Value of production (inclusive of sales tax) minus industrial cost gives Census Value Added (CVA) at market prices, which is Rs 4,367 billion in 2015-16 as compared to Rs 1350 billion in 2005-06 showing an increase of 223.47%. Detailed description of Census Value Added calculated at market prices, producer prices, basic prices and factor cost for the last four Censuses and current census of Manufacturing Industries is given at Table-3 and Figure-3.

Table-3: Census Value Added (CVA) in CMIs **Million Rs**

S #	Aggregate	1990-91	1995-96	2000-01	2005-06	2015-16
1	Census Value Added (*market prices*)	111,006	212,559	365,989	1,350,186	4,367,452
2	Minus Sales Tax	5,195	14,815	40,879	111,787	644,461
3	Census Value Added (*producers' prices*) (1-2)	105,812	197,744	325,110	1,238,400	3,722,992
4	Minus Import/excise duties & other taxes less subsidies on products	12,677	19,654	16,279	71,507	148,387
5	Census Value Added (*basic prices*) (3-4)	93,135	178,090	308,831	1,166,893	3,574,605
6	Minus Provincial /District Taxes (Net)2	955	1,559	1,259	13,138	98,277
7	Census Value Added (*factor cost*) (5-6)	92,179	176,531	307,572	1,153,755	3,476,327

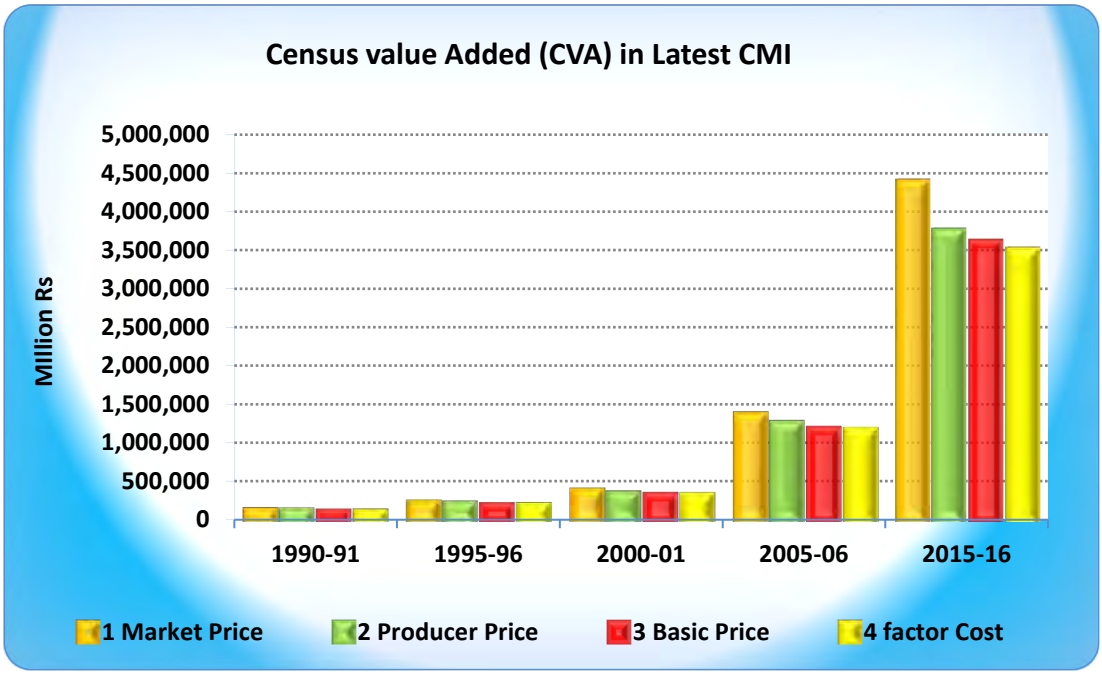

Contribution to GDP (GVA) at Producer Prices

Addition of non-industrial receipts less non-industrial payments into Census Value Added results in value added as measured by National Accounts and termed as contribution to GDP (also termed as Gross Value Added). CMI 2015-16 witnessed an increase of 203.8 % **Contribution to GDP at producers' prices** (*exclusive of sales tax*) at Rs 3,095 billion as compared to the CMI 2005-06 with Rs 1018 billion as shown in Table-4 & Figure-4.

Table-4 Contribution to GDP at producer's prices in CMIs **Million Rs**

Region	1990-91	1995-96	2000-01	2005-06	2015-16
Pakistan	**87,851**	**169,207**	**279,821**	**1,018,840**	**3,095,031**
Punjab	38,230	67,403	105,093	466,319	1,501,340
Sindh	42,323	74,736	147,131	412,188	1,268,638
KP	4,430	23,747	20,600	79,020	227,390
Balochistan	2,445	1,652	5,724	54,374	66,179
Islamabad	423	1,669	1,273	6,938	31,485

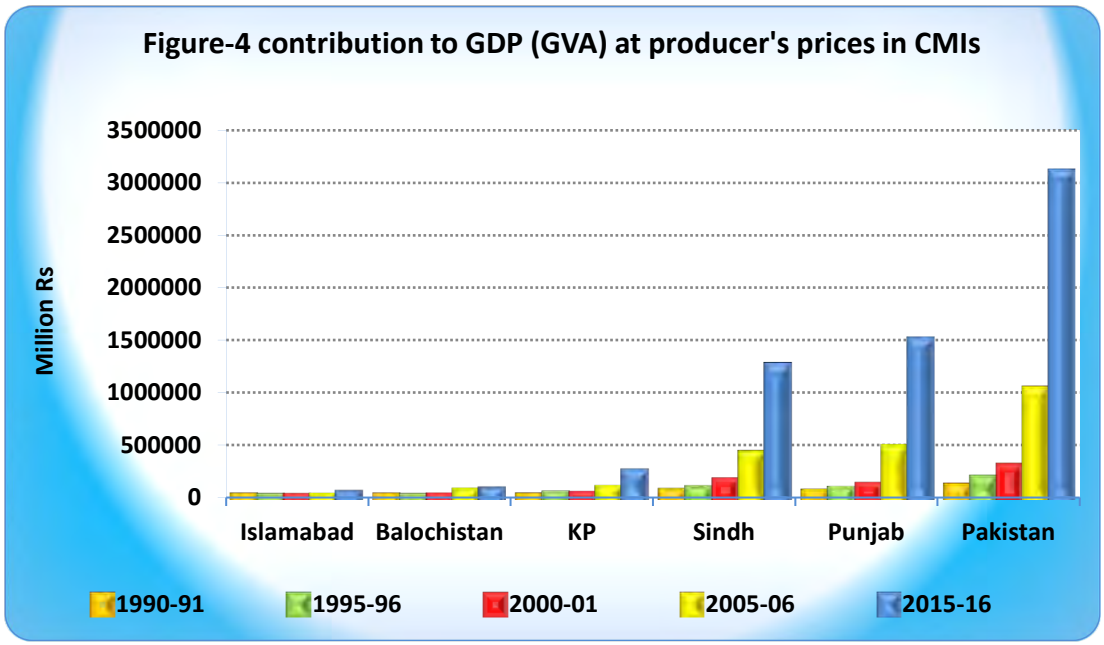

Contribution to GDP (GVA) at Basic Prices

Contribution to GDP at basic prices is obtained by deducting import/excise duties and other taxes net of subsidies on products from contribution to GDP at producers' prices. CMI 2015-16 depicts an increase of 211.05 % in Contribution to GDP at basic prices at Rs 2946 billion as compared to previous Census 2005-06 at Rs 947 billion as shown in Table-5 & Figure-5.

Table-5 : Contribution to GDP (GVA) at basic prices in CMIs **Million Rs**

Region	1990-91	1995-96	2000-01	2005-06	2015-16
Pakistan	**75,174**	**149,554**	**263,541**	**947,333**	**2,946,644**
Punjab	30,753	56,847	97,790	441,685	1,430,996
Sindh	38,499	69,802	143,903	391,475	1,255,895
KP	3,567	20,313	15,523	55,199	166,912
Balochistan	2,148	1,511	5,591	52,874	63,160
Islamabad	207	1,081	734	6,101	29,683

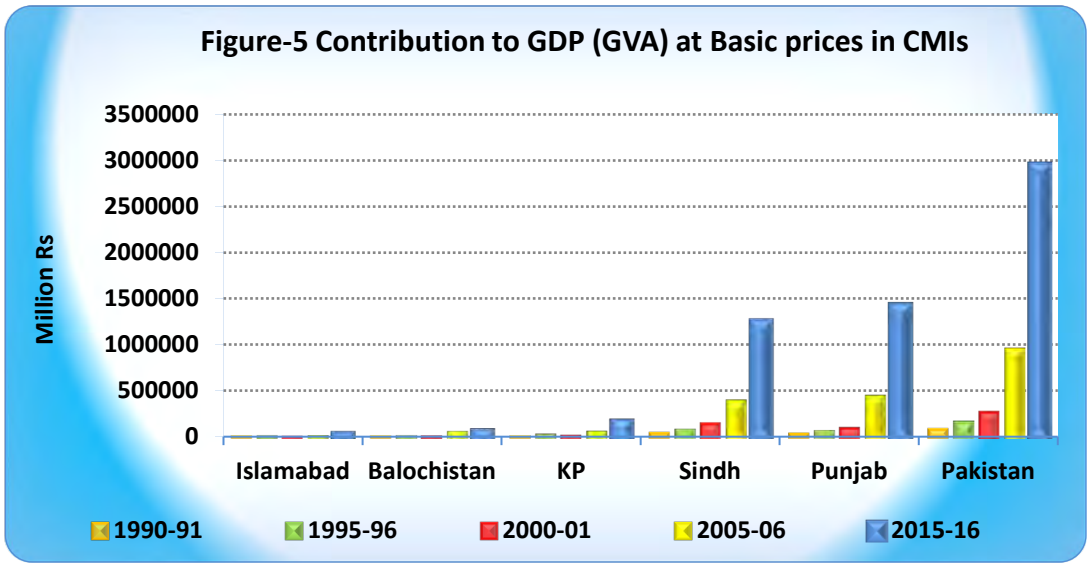

Capital Stock (Fixed Assets)

Capital stock or value of fixed assets at the end of fiscal year 2015-16 has been calculated adding the value of fixed assets at the beginning of fiscal year and investment during the fiscal year 2015-16 (purchases less sales of fixed assets plus additions to fixed assets out of own production). It amounted to Rs 3,916 billion at the end of fiscal year 2015-16 as compared to Rs 1,147 billion at the end of fiscal year 2005-06, showing 241.33% increase. Values of fixed assets calculated during last five CMIs are given in Table-6 & Figure-6.

Table-6: Value of fixed assets at the end of fiscal year in CMIs **Million Rs**

Region	1990-91	1995-96	2000-01	2005-06	2015-16
Pakistan	**125,618**	**235,774**	**427,670**	**1,147,318**	**3,916,195**
Punjab	52,915	123,683	201,105	648,435	2,122,198
Sindh	57,863	81,034	168,816	351,637	1,517,260
KP	5,773	22,785	41,836	97,494	172,630
Balochistan	6,726	6,414	12,976	39,101	71,985
Islamabad	2,341	1,858	2,937	10,651	32,121

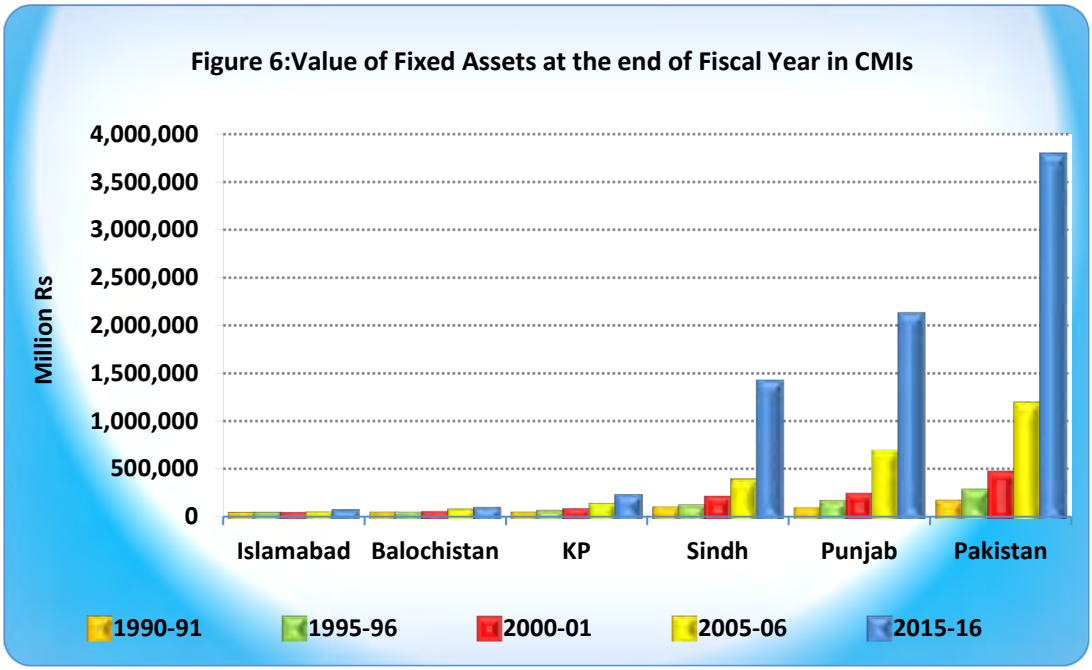

Industrial Classification

Pakistan Standard Industrial Classification (PSIC) 2010, derived from UN International Standard Industrial Classification ISIC Rev-4, has been used to classify manufacturing activities. The PSIC 2010 is an extension of ISIC Rev.4 from 4 digit to 5-digit level.

Structural Changes (weights)

An important objective of the manufacturing censuses is to inform about structural changes within manufacturing sector. These changes can best be measured by weights of selected industries of Large-Scale Manufacturing Industries. Weights have been developed activity wise according to PSIC -2010. Major changes have been observed in the weights of following activities.

Table-7: Major changes in weight by activity as % of contribution to GDP(BP)

Industry		Weights in % of total large scale manufacturing		
Division	Short description	CMI 2005-06	CMI 2015-16	CMI adjusted for non-response 2015-16
10	Food products	14.25	17.45	16.80
11	Beverages	0.96	2.46	1.99
12	Tobacco products	2.13	2.39	2.08
13	Textiles	27.28	19.30	19.96
14	Wearing apparel	5.45	6.24	8.09
19	Coke and refined petroleum products	5.41	7.11	6.30
20	Chemicals and chemical products	9.88	9.56	8.68
21	Pharmaceuticals products	3.62	5.73	5.39
22	Rubber and plastics products	1.12	2.01	1.99
23	Other non-metallic mineral products	6.58	9.48	10.78
24	Basic metals	5.74	3.73	3.64
27	Electric equipment	2.54	1.75	1.84
29	Motor vehicles, trailers etc.	4.41	3.64	3.12

For detail weights, please see Annex- CMI 2015-16-Weights at page No 670.

Contribution to GDP (adjusted)

The total number of establishments as per CMI 2015-16 frame are 42,578 and total employed persons in these establishment are 2,340,966. The total contribution to GDP at basic prices stands at Rs 2,946 billion. The total of 23712 establishments were covered in CMI 2015-16 while 18,866 establishments (Raising frame see table 9-A) either did not respond, or could not qualify to be included in CMI 2015-16 due to low data quality. The raising frame include 14425 units in Punjab, 3782 in Sindh, 473 units in KP, 123 in Balochistan and 63 units in Islamabad.

The raising methodology is based on employment, GVA per employee at 5 digit level of activity under PSIC-2010. The overall employment of 2,340,966 was observed in the frame comprising of 42,578 industrial units. Ratios of GDP per employee were computed for 23,712 reported establishments in CMI 2015-2016 at five digit level activity under each province. These ratios at five digit level were used to raise the defaulting non-response units in CMI 2015-16 in order to work out their contribution to GDP at basic prices at each province. After summing up the result of each province, the large-scale manufacturing sector contribution to GDP (BP) stands at Rs 2946 billion during 2015-16. The details of unadjusted and adjusted contribution to GDP at basic prices at activity and provincial level is given at Table 8.A and Table 8.B below.

Table 8.A Contribution to GDP(GVA) at Basic Prices adjusted for non-response in CMI 2015-16

Industry		Census of Manufacturing Industries			Ratio of unadjusted to adjusted figures in 2015-16 (%)
Division	Description	2005-06	2015-16		
			unadjusted	adjusted	
		'000' Rs			
	All industries	**947,333**	**2,064,144**	**2,946,644**	**70.05**
10	Food Products	135002	360,124	494,905	72.77
11	Beverages	9066	50,757	58,708	86.46
12	Tobacco Products	20146	49,335	61,158	80.67
13	Textiles	258386	398,278	588,234	67.71
14	Wearing Apparel	51664	128,894	238,412	54.06
15	Leather and Related Products	9015	28,720	40,706	70.55
16	Wood and wood products	5726	6,273	9,360	67.02
17	Paper and Paper Products	27745	35,796	53,604	66.78
18	Printing and recorded media	3085	15,212	20,251	75.12
19	Coke and Refined Petroleum Products	51260	146,682	185,500	79.07
20	Chemicals and Chemical Products	93631	197,391	255,708	77.19
21	Pharmaceuticals products	34306	118,249	158,783	74.47
22	Rubber and Plastics Products	10642	41,580	58,713	70.82
23	Other Non-Metallic Mineral Products	62367	195,712	317,760	61.59
24	Basic Metals	54395	77,073	107,294	71.83
25	Fabricated metal products	7953	26,064	34,683	75.15
26	Computer, electronic&optical products	3546	4,298	5,352	80.31
27	Electric Equipment	24108	36,138	54,342	66.50
28	Machinery and Equipment N.E.C.	14072	20,263	29,223	69.34
29	Motor vehicles, trailers etc.	41811	75,036	91,996	81.56
30	Other Transport Equipment	11152	15,689	22,052	71.15
31	Furniture	491	11,377	19,991	56.91
32	Other Manufacturing	17766	25,202	39,910	63.15

Table 8.B : Contribution to GDP (GVA) at basic prices in CMIs

Region	Census of Manufacturing Industries		
	2005-06	2015-16	
		unadjusted	adjusted
	'000' Rs		
Pakistan	**947,333**	**2,064,144**	**2,946,644**
Punjab	441,685	1,035,154	1,430,996
Sindh	391,475	802,494	1,255,895
KP	55,199	146,948	166,912
Balochistan	52,874	55,167	63,160
Islamabad	6,101	24,380	29,683
	%age distribution		
Pakistan	**100.00**	**100.00**	**100.00**
Punjab	46.62	50.08	48.33
Sindh	41.32	38.85	42.82
KP	5.83	7.11	5.60
Balochistan	5.58	2.67	2.15
Islamabad	0.64	1.29	1.09

Frame for CMI 2015-16

In the Census of Large-Scale Manufacturing Industries (CMI-2015-16), the total frame of LSMI stands at 42578. PBS got quality response of 23712 establishments during conduct of CMI while the remaining 11473 establishments consist of non-responded, poor quality response and 7393 bricks establishments in Punjab, were imputed for raising to complete frame.

Table 9.A: Number of Establishment and raising frame of 2015-16

Division	Industry Major Groups	Pakistan	Covered	Raising frame					
				Pakistan	Punjab	Sindh	KP	Balo-chistan	Islamabad
	ALL INDUSTRIES	**42578**	**23712**	**18866**	**14425**	**3782**	**473**	**123**	**63**
10	Food products	5597	3638	1959	1061	714	127	44	13
11	Beverages	131	80	51	21	24	4	1	1
12	Tobacco products	28	14	14	3	8	3	0	0
13	Textiles	7503	4887	2616	1452	1148	9	7	0
14	Wearing apparel	2371	1571	800	285	514	0	0	1
15	Leather and related products	1150	655	495	421	67	7	0	0
16	Wood and wood products	642	362	280	259	14	5	2	0
17	Paper and paper products	787	492	295	126	156	10	2	1
18	Printing and recorded media	422	275	147	70	72	4	0	1
19	Coke and refined petroleum products	69	44	25	6	18	0	1	0
20	Chemicals and chemical products	947	590	357	165	172	15	3	2
21	Pharmaceuticals products	608	409	199	53	112	8	9	17
22	Rubber and plastics products	1201	801	400	221	156	13	6	4
23	Other non-metallic mineral products	12866	3949	8917	8467	179	238	27	6
24	Basic metals	943	656	287	186	76	8	9	8
25	Fabricated metal products	1775	1245	530	496	25	5	2	2
26	Computer, electronic & optical products	38	28	10	8	1	1	0	0
27	Electric equipment	768	498	270	211	46	6	3	4
28	Machinery and equipment n.e.c.	875	624	251	177	72	1	1	0
29	Motor vehicles, trailers etc.	784	517	267	119	143	0	5	0
30	Other transport equipment	181	136	45	36	9	0	0	0
31	Furniture	1462	1154	308	278	17	9	1	3
32	Other manufacturing	1430	1087	343	304	39	0	0	0

Province wise frame comprising for CMI 2005-06 and CMI 2015-16 is given in table-9.B

Table 9.B: CMI 2015-16 frame

Region	CMI 2005-06			CMI 2015-16		
	Frame	Response	%age	Frame	Response	%age
	1	2	3	4	5	6
Pakistan	**13,146**	**6,417**	**49**	**34,875**	**23,712**	**68**
Punjab	8,239	3,590	44	24,863	17,831	72
Sindh	3,288	1,825	56	6,299	2,517	40
KP	972	673	69	3,357	2,884	86
Balochistan	309	212	69	342	219	64
Islamabad	338	117	35	324	261	81
Bricks Industries other than sample in Punjab				7,393		

Note: * The contribution of 7393 units of bricks, excluded from CMI 2015-16 exercise due to similar nature of activity, were estimated on the basis of a sample of 1000 units covered in CMI 2015-16. Therefore, the total frame of CMI 2015-16 stands at 42262 industrial units.

CHAPTER – 1

INDTRODUCTION

Census of Large-Scale Manufacturing Industries (CMI) is conducted under provision of section 39 of General Statistics (Re-Organization) Act 2011. The first CMI was conducted in 1954 and the last one was completed for the year 2005-06.

Objectives

The aim of the census is to measures structural changes in industrial sector and provides data on value of fixed assists, inventories, employment and employment cost, value of production, industrial taxes and overhead expenses, infrastructure development, environment conditions and management practices prevalent in manufacturing sector for the year 2015-16. It takes into account the new developments in the industrial field, capture new industrial products and establishments and develop new weights for Production Index of Manufacturing.

Scope and coverage

CMI covers manufacturing establishments with 10 & above employees and having manufacturing activity as narrated under section 10 to 33 of PSIC-2010. If an establishment is engaged in more than one activity and separate accounts are maintained for each activity, then separate returns are collected for each such activity. The defense and government workshops engaged in manufacturing activities however are excluded. The report covers the period from July 2015 to June 2016.

Planning and execution of the Census

Pakistan Bureau of Statistics (PBS) is the exercising authority of Census of Manufacturing Industries (CMI) 2015-16, throughout the country, under section 39 of the General Statistics Reorganization Act, 2011 and mandated for planning the census, preparation & printing of questionnaire, preparation of tabulation plan, editing, coding and processing of CMI questionnaires and publication of CMI report

The field operation was assigned to Urban Unit Punjab in Punjab in collaboration with Bureau of Statistics Punjab, Bureau of Statistics Sindh, Bureau of Statistics KP, Labour Department Balochistan in collaboration with Bureau of Statistics Balochistan and Industry/BR section of PBS Islamabad. The field operation included allocation of staff (supervisors/enumerators) and by hand distribution/retrieval of questionnaires from industrial establishments. The data will be processed at the PBS Headquarter, Islamabad and report is published by PBS.

Revised Operational Strategy

- Provincial Secretaries of Industry departments will coordinated with PBS for CMI 2015-16 field operation, through their focal persons, in their respective provinces. The focal persons were Chief Executive Officer of Urban Unit in Punjab, Director General, Bureau of Statistics in Sindh, Director, Bureau of Statistics in KP and Director General Labour in Balochistan. These focal persons are authorized officers/statistical agents of PBS.
- By hand delivery and collection of questionnaires.
- Utilization of companies' Annual Reports to augment the coverage of CMI.

Operational Features

- Ensure the enhanced coverage through by hand delivery and retrieval of CMI questionnaire.
- On the spot checking of questionnaire at the time of retrieval by enumerators.
- Inclusion of new manufacturing units at the time of delivery.
- Geo tagging of Industries in Punjab.

- Updating of BR frame through the census.
- Single application and database at PBS's headquarter.
- Boosting the coverage rate with the support of chamber of Commerce, manufacturing associations, Industrial zones management authorities, representatives of local government etc.
- Improving the liaison among the stakeholders and other departments for smooth data collection in the provinces.
- Holding seminars at each province's headquarter to solicit the support of business community.

Previous Operational Strategy.

- Earlier CMIs were conducted by the Provincial industries Directorate on the basis of list of factories/establishments provided by Provincial Labour Directorates. CMI questionnaires were issued to the establishments through mail enquiry by the provincial Directorates of Industries as per list of manufacturing establishments maintained by Provincial Directorates of Labour Welfare.
- The questionnaire collection was the responsibility of Provincial Directorates of Industries, appointed for the purpose under the Industrial Statistics Act 1942. This act empowered the provincial governments to appoint an officer to collect the data in connection with census. The Provincial Directorates of Industries, after collection, pass on the returns to Provincial Bureau of Statistics (BOS) for further processing. PBS was supposed to publish the report at National Level on the basis of data processed by provincial bureau.

Limitations of Earlier CMIs

The outcome of earlier CMIs has always been debatable due to various reason such as:

- The lists provided by Provincial Labour Directorates were incomplete, outdated due to various administrative and other reasons.
- The experience of earlier CMIs reflects that Provincial Bureau of Statistics was not fully equipped to conduct census.
- Neither proper manpower, transport nor data processing facilities were available.
- Under coverage and non-responsive.
- Low priority by provinces.
- Incomplete frame
- Lengthy questionnaire and slow mail enquiry system adopted by provincial Directorate of industries.

Industrial Classification

An establishment is classified in a particular industry on the basis of value of major products and by-products or services rendered, falling within the scope of manufacturing activity according to Pakistan Standard Industrial Classification (PSIC-2010), which is comparable at 4-digit level with International Standard Industrial Classification, ISIC Rev3.1. The classification consists of sections, divisions, groups, classes and sub-classes. For example, refined vegetable oils and fats are classified as perfollowing:

Section	Division	Group	Class	Sub-class	Description
D					Manufacturing
	10				Manufacturing of food products
		104			Manufacturing of vegetable and animal oils and fats
			1040		Manufacturing of vegetable and animal oils and fats
				10401	Manufacturing of crude / refined vegetable oils and their processing

PSIC at 2-digit (Division) level is given at Table-1.2 below

Table 1.2: Pakistan standard classification PSIC (2010)

Division	Description	Division	Description
10	Manufacture of food products	22	Manufacture of rubber and plastics products
11	Manufacture of beverages	23	Manufacture of other non-metallic mineral products
12	Manufacture of tobacco products	24	Manufacture of basic metals
13	Manufacture of textiles	25	Manufacture of fabricated metal products, except machinery and equipment
14	Manufacture of wearing apparel	26	Manufacture of computer, electronic and optical products
15	Manufacture of leather and related products	27	Manufacture of electrical equipment
16	Manufacture of wood and of products of wood and cork, except furniture; manufacture of articles of straw and plaiting materials	28	Manufacture of machinery and equipment n.e.c.
17	Manufacture of paper and paper products	29	Manufacture of motor vehicles, trailers and semi-trailers
18	Printing and reproduction of recorded media	30	Manufacture of other transport equipment
19	Manufacture of coke and refined petroleum products	31	Manufacture of furniture
20	Manufacture of chemicals and chemical products	32	Other manufacturing
21	Manufacture of basic pharmaceutical products and pharmaceutical preparations	33	Repair and installation of machinery and equipment

CHAPTER – 2

Concept and Definitions

1. **Average daily persons employed** include employees, working proprietors and unpaid family workers.

2. **Census value added** is one of the concepts used in Pakistan's CMIs. It equals value of industrial production minus industrial cost. The value can be measured at different prices, e.g. market prices, producer prices, basic prices or factor cost. In more detail census value added is defined as the value of census output less the value of census input, which covers: (a) value of materials and supplies for production (including cost of all fuel and purchased electricity); and (b) cost of industrial services received (mainly payments for contract and commission work and repair and maintenance work).

3. **Contribution to GDP** or gross value added (GVA) as measured by National Accounts equals census value added plus non-industrial receipts minus non-industrial cost. The concept of National Accounts is ideally represented by the contribution of the establishments in each branch of activity to the Gross Domestic Product of the economy. It is, therefore, also called contribution to GDP, here. For the measure of total value added, the cost of non-industrial services is deducted from and the receipts for non-industrial services are added to census value added. The estimates, whether in terms of census value added or total value added, are gross of depreciation and other provisions for capital consumption, unless otherwise stated. The valuation may be in factor values, at basic prices, at producers' prices or at market prices, depending on the treatment of indirect taxes and subsidies.

4. **Depreciation** measures the decline in the current values of the stock of fixed assets owned and used by producers as a result of physical deterioration, normal obsolescence and normal accident damages during the accounting period. In National Accounts the concept of "consumption of fixed capital" is employed which differs in some respects to "depreciation" which is the term employed in commercial bookkeeping.

5. **Employees** mean all persons whether part time or full time who work in the establishments and receive remuneration in cash or in kind. Working proprietors, unpaid family workers and home workers are excluded.

6. **Employment cost** includes wages and salaries paid *plus* cash and non-cash benefits paid to the workers. Remuneration of the workers is given below:

    a) ***Wages and salaries*** means payment made to employees as remunerations for their work. It includes dearness allowance and payment for leaves.

    b) ***Other cash payments*** include conveyance allowance; house rent allowance compensatory and other such allowances, bonus, employer's contribution towards social security scheme and provident fund and commission. Amount of gratuity and pension is excluded.

    c) ***Non-cash benefits*** are goods and services provided to employees free of cost or at subsidized rates. These include rent free accommodation, medical and transport facilities, cheap/free consumer goods including food, beverages and clothing, etc.

7. **Gross Fixed Capital Formation (GFCF)** or fixed investment measures the additions of **fixed assets** to the physical capacity to produce goods and services. GFCF includes:

    - Acquisition less disposal of new or existing produced assets, such as:
        - dwellings
        - other building structures
        - plant, machinery and transport equipment
        - furniture and fixtures

- Cost of ownership transfers on non-produced assets such as land
- Major improvement to land
- Fixed assets produced for own final use (investment)

Cost of land does not become part of GFCF since at national level; the sale of land by one economic entity would be offset by a purchase of same by another economic entity.

8. **Industrial cost** consists of cost of raw materials, fuels and electricity consumed, payments for work done, payments for repairs and maintenance and cost of goods purchased for resale. Some of these components are defined below: -

   a) ***Fuels*** consist of firewood, coal, charcoal, kerosene oil, petrol, diesel, gas and other such items which are consumed in generating heat and power.

   b) ***Raw-materials*** include raw and semi-finished materials, assembling parts etc., which are physically incorporated in the products and by-products made. Chemicals, lubricants and packing materials which are consumed in the production and spare parts charged to current operating expenses are included. Raw-material given to other establishment for manufacturing goods (semi-finished and finished) on behalf of the establishment is included, whereas raw material supplied by others for manufacturing goods on their behalf is excluded.

9. **Intermediate Consumption** consists of goods and services, which are entirely used up by producers in the course of production to produce goods and services during the accounting period. Intermediate consumption comprises industrial cost plus non-industrial cost. It excludes labour cost, financial costs like interest payments. Intermediate consumption is valued at purchasers' prices. That means that production taxes which are levied with the supplier and which thus have to be borne by the Establishment as a purchaser is included. Taxes levied on products or on production of the establishment itself which have to be paid to the fiscal authorities are not included.

10. **Non-Industrial Cost** consists of payments for transport, insurances, copy rights/royalties, postage, telephone, fax & internet charges, printing and stationery, legal and professional services, advertising and selling services, traveling, etc. For valuation and for exclusions and inclusions see "intermediate consumption".

11. **Non-Industrial Receipts** include receipts for transport services, repair & maintenance, rental and lease of buildings & equipment for storage and warehouses, agency commissions, etc. For valuation and for exclusions and inclusions see No 9 "intermediate consumption".

12. **Prices**

   a) **Market price** is the producers' price plus sales tax.

   b) **Producers' price** is the basic price plus taxes on the output invoiced to the purchaser less subsidies on the output received by the producer from the government.

   c) **Basic price** is the amount received by the producer from the purchaser for a unit of output. It includes taxes less subsidies on production, such as, license fees or taxes on ownership or use of land, building or the assets used in production or labour employed. It excludes taxes less subsidies on output as well as transport charges.

   d) **Factor cost** is the basic price minus other taxes on production defined at 14.b below.

13. **Stocks** include value of raw materials, spare parts, packing materials, fuels and other inputs materials (like chemicals and dyes, lubricants etc.), semi-finished products and by products and goods expressly purchased for resale at the beginning/end of the year.

14. **Taxes on production and imports** consist of two main groups:

a) **Taxes on products** payable on goods and services when they are produced, delivered, sold, transferred or otherwise disposed of by their producers, e.g. excise duties or taxes and duties on imports.

i. **Excise duties** consists of special taxes levied on specific kinds of goods, typically alcoholic beverages, tobacco and fuels; they may be imposed at any stage of production or distribution and are usually assessed by reference to the weight or strength or quantity of the product.

ii. **A value added type of tax (VAT)** is a tax on goods or services collected in stages by enterprises but which is ultimately charged in full to the final purchasers. In Pakistan, this applies to General Sales Tax.

b) **Other taxes on production** do not vary with weight, strength or quantity of output but are levied on inputs. They mainly consist of taxes on the ownership or use of land, building or other assets used in production or on the labour employed, or compensation of employees paid. In Pakistan, they are mainly levied by the Provinces and the Districts.

15. **Value of production** consists of the value of finished products and by-products, receipts for work done for others, receipts for repairs and maintenance, value of sale of semi-finished products and by- products, wastes and used goods, value of electricity sold, value of sales of goods purchased for resale, the net increase in the value of work in process and the value of fixed assets produced by the establishment for its own final use (investment). Valuation can be made at different concepts of prices (see under “prices” above).

ACRONYMS

ACGR	Annual Compound Growth Rate
BOS	Bureau of Statistics
CG	Cotton Ginning and Baling
CMI	Census of Manufacturing Industries
CPC	Central Product Classification
CVA	Census value added
PBS	Pakistan Bureau of Statistics
GDP	Gross Domestic Product
GFCF	Gross Fixed Capital Formation
GVA	Gross value added
ISIC	International Standard Industrial Classification (ISIC Rev 3.1)
LSMI	Large Scale Manufacturing Industries
MR	Maintenance & Repairs
MT	Metric Tons
KP	Khyber Pakhtunkhwa
PSIC	Pakistan Standard Industrial Classification (PSIC 2010)
QIM	Quantum Index of Manufacturing Industries

CHAPTER – 3

(Census Results)

Summary Results

The comparative data of key variables for 2015-16 and 2005-06 along with % age change in 2015-16 over 2005-06 for Pakistan, its four provinces and federal capital territory of Islamabad are given below:

Table 3.1: key variables of CMI 2015-16 and 2005-06

Region	Reporting Establish-ments	Average daily employment during the year	Employ-ment cost	Industrial cost	Value of production at market prices	Census value added at market prices	Contribu-tion to GDP (GVA) at market Price	Value of fixed assets at the end of the year
	Numbers		Value in million Rs					
Census of Manufacturing Industries 2005-06								
Pakistan	**8,680**	**1,100,814**	**153,197**	**2,005,046**	**3,355,233**	**1,350,186**	**1,130,627**	**1,282,125**
Punjab	5,187	655,055	77,918	962,118	1,577,242	615,124	505,072	726,191
Sindh	2,163	341,862	62,496	844,506	1,394,607	550,101	466,364	393,241
KP	749	70,327	8,528	95,656	194,495	98,839	90,938	105,462
Balochistan	256	21,522	3,060	84,650	161,489	76,839	59,986	44,427
Islamabad	325	12,047	1,195	18,117	27,400	9,283	8,267	12,804
Census of Manufacturing Industries 2015-16								
Pakistan	**42,578**	**2,340,966**	**816,371**	**7,458,982**	**11,826,434**	**4,367,452**	**3,739,492**	**3,916,195**
Punjab	32,256	1,529,293	418,414	3,420,138	5,406,737	1,986,599	1,695,210	2,122,198
Sindh	6,299	635,638	335,381	3,438,238	5,367,710	1,929,472	1,637,835	1,517,260
KP	3,357	125,412	41,200	294,910	582,903	287,993	264,650	172,630
Balochistan	342	29,902	14,198	188,563	308,662	120,099	105,686	71,985
Islamabad	324	20,721	7,179	117,134	160,423	43,289	36,110	32,121
%age increase during 10 years (2015-16 over 2005-06)								
Pakistan	**390.5**	**112.7**	**432.9**	**272.0**	**252.5**	**223.5**	**230.7**	**205.4**
Punjab	521.9	133.5	437.0	255.5	242.8	223.0	235.6	192.2
Sindh	191.2	85.9	436.6	307.1	284.9	250.7	251.2	285.8
KP	348.2	78.3	383.1	208.3	199.7	191.4	191.0	63.7
Balochistan	33.6	38.9	364.0	122.8	91.1	56.3	76.2	62.0
Islamabad	-0.3	72.0	500.5	546.6	485.5	366.3	336.8	150.9

The above summary table 3.1 portrays the fact that number of reporting establishments have increased from 8,680 in 2005-06 to 42,578 in 2015-16. This shows an overall increase of 390.5% at national level, while its segregation at provincial level shows an increasing trend of 521.9% in Punjab, about 191.2% in Sindh, 348.2% in KP, 33.6% in Balochistan and with -0.3% in Islamabad. Likewise, the values of fixed assets with manufacturing industries were increased by 205.4% at national level from Rs. 1,282 billion to Rs. 3916 billion while its segregation at provincial level shows an increasing trend of i.e. 192.2% in Punjab, 285.8.0% in Sindh, 63.7% in KP, 62.0% in Balochistan, and 150.9% in Islamabad, respectively.

On the other hand, average daily employment in the country's industrial sector increased by 112.7%. The employment cost has, however, moved from Rs 153 billion in 2005-06 to Rs 816 billion in 2015-16. Other major indicators also depict similar trends. The industrial cost, value of production, census value added and contribution to GDP at market prices have also increased by 272.0%, 252.5%, 223.5% and 230.7%, respectively.

Table 3.2: Census value added and contribution to GDP(GVA) in CMIs

S #	DESCRIPTION	Census of Manufacturing Industries					Percent Change (%)			
		1990-91	1995-96	2000-01	2005-06	2015-16	1995-96 over 1990-91	2000-01 over 1995-96	2005-06 over 2000-01	2015-16 over 2005-06
		Value in Million Rs								
Census value added										
1	Output at producer prices	369,664	678,196	1,104,185	2,929,320	11,181,973	83.5	62.8	165.3	281.7
2	Industrial Cost	263,852	480,452	779,075	1,825,906	7,458,982	82.1	62.2	134.4	308.5
3	Census Value Added (Producer Prices) (1-2)	105,812	197,744	325,110	1,103,414	3,722,992	86.9	64.4	239.4	237.4
4	Sales Tax Net	5,195	14,815	40,879	100,867	644,461	185.2	175.9	146.7	538.9
5	Census Value Added (Market Prices) (3+4)	111,007	212,558	365,989	1,204,282	4,367,452	91.5	72.2	229	262.7
6	Import/excise duties & other taxes less *subsidies*	12,677	19,654	16,279	68,384	148,387	55	-17.2	320.1	117.0
7	Census Value Added (Basic Prices) (3-6)	93,135	178,090	308,831	1,035,030	3,574,605	91.2	73.4	235.1	245.4
8	Provincial /District Taxes/other production tax	955	1,559	1,259	11,471	98,277	63.4	-19.3	811.1	756.7
9	Census Value Added (Factor Cost) (7-8)	92,180	176,531	307,572	1,023,559	3,476,327	91.5	74.2	232.8	239.6
Contribution to GDP (Gross Value Added)										
10	Non-industrial Receipts	2,470	3,991	8,035	2,761	14,925	61.6	101.3	-65.6	440.6
11	Non-industrial Payments	20,430	32,528	53,325	194,029	642,886	59.2	63.9	263.9	231.3
12	Contribution to GDP (Market Prices) (5+10-11)	93,047	184,022	320,699	1,013,013	3,739,492	97.8	74.3	215.9	269.1
13	Sales Tax Net	5,195	14,815	40,879	100,867	644,461	185.2	175.9	146.7	538.9
14	Contribution to GDP (Producer Prices) (12-13)	87,852	169,207	279,820	912,146	3,095,031	92.6	65.4	226	239.3
15	Import/excise duties & other taxes less subsidies	12,677	19,654	16,279	68,384	148,387	55	-17.2	320.1	117.0
16	Contribution to GDP (Basic Prices) (14-15)	75,175	149,553	263,541	843,762	2,946,644	98.9	76.2	220.2	249.2
17	Provincial /District Taxes/other production tax	955	1,559	1,259	11,471	98,277	63.4	-19.3	811.1	756.7
18	Contribution to GDP (Factor Cost) (16-17)	74,220	147,994	262,282	832,291	2,848,367	99.4	77.2	217.3	242.2

Number of Reporting Establishments

Keeping in view the coverage scenario, it is evident from Census of Manufacturing Industries that total number of reporting establishments has increased from 8,680 in 2005-06 to 42,578 in 2015-16. It shows an increase of 390.5%. The maximum numbers of establishments are involved in Other Non-Metallic Mineral Products, followed by Textile. A detailed picture regarding coverage improvement for various industry divisions is shown in Table 3.3 and Figure 3.1.

Table 3.3: Number of Reporting Establishments of major industry Group in CMIs

Industry		Census of Manufacturing Industries				Change 2015-16 over 2005-06
Division	Description	2005-06	2015-16	2005-06	2015-16	
		number		% of all industries		%
	All Industries	**8,680**	**42,578**	**100**	**100**	**390.5**
10	Food Products	1,669	5,597	19.2	13.1	235.4
11	Beverages	52	131	0.6	0.3	151.9
12	Tobacco Products	21	28	0.2	0.1	33.3
13	Textiles	1,917	7,503	22.1	17.6	291.4
14	Wearing Apparel	688	2,371	7.9	5.6	244.6
15	Leather and Related Products	233	1,150	2.7	2.7	393.6
17	Paper and Paper Products	235	787	2.7	1.8	234.9
19	Coke and Refined Petroleum Products	46	69	0.5	0.2	50.0
20	Chemicals and Chemical Products	364	947	4.2	2.2	160.2
21	Pharmaceuticals products	294	608	3.4	1.4	106.8
22	Rubber and Plastics Products	231	1,201	2.7	2.8	419.9
23	Other Non-Metallic Mineral Products	589	12,866	6.8	30.2	2084.4
24	Basic Metals	427	943	4.9	2.2	120.8
27	Electric Equipment	250	768	2.9	1.8	207.2
28	Machinery and Equipment N.E.C.	327	875	3.8	2.1	167.6
29	Motor vehicles, trailers etc.	30	784	0.3	1.8	2513.3
OD	All other industries	1,307	5,950	15.1	14.0	355.2

Figure 3.1:Number of Reporting Establishment of major industry division

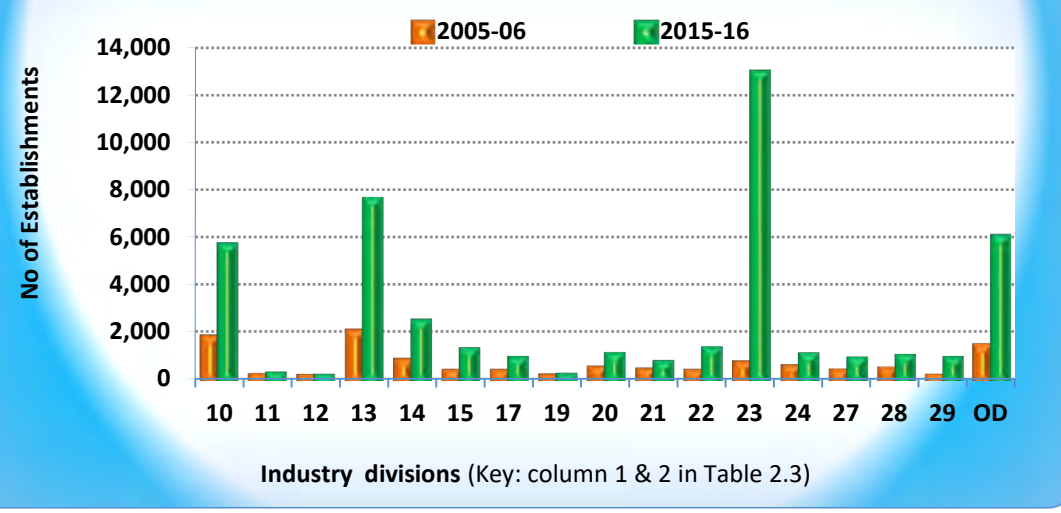

Employment

The total reported employed persons in 2015-16 are 2,340,966 as compared to 1,100,814 in the previous census 2005-06. This shows an overall increase of 112.7% in employment opportunities in 2015-16 over the previous census. Annual Compound Growth Rate (ACGR) of employment in the large-scale manufacturing Sector comes to 7.8%. The table depicts the textile sector having highest contribution to the employment. In this respect, Other Non-Metallic Mineral Products and Wearing Apparel manufacturing are the second and third leading contributors. Other principal contributions of employment are given in descending order in Table 3.5 and figure 3.2.

Table 3.5: Number of person employed % change and annual growth rate in CMIs

Industry		Census of Manufacturing Industries				Change 2015-16 over 2005-06	ACGR 2015-16 over 2005-06
Divisions	Description	2005-06	2015-16	2005-06	2015-16		
		Number		% of all industries		%	
	All Industries	**1,100,814**	**2,340,966**	**100**	**100**	**112.7**	**7.8**
13	Textiles	506491	706,146	46.0	30.2	39.4	3.4
23	Other Non-Metallic Mineral Products	42637	453,942	3.9	19.4	964.7	26.7
14	Wearing Apparel	97090	273,415	8.8	11.7	181.6	10.9
10	Food Products	125053	253,934	11.4	10.8	103.1	7.3
21	Pharmaceuticals products	38001	92,080	3.5	3.9	142.3	9.3
20	Chemicals and Chemical Products	37799	73,288	3.4	3.1	93.9	6.8
15	Leather and Related Products	19835	54,576	1.8	2.3	175.1	10.7
22	Rubber and Plastics Products	11781	46,465	1.1	2.0	294.4	14.7
29	Motor vehicles, trailers etc.	24514	45,912	2.2	2.0	87.3	6.5
27	Electric Equipment	10227	42,852	0.9	1.8	319.0	15.4
24	Basic Metals	41171	39,501	3.7	1.7	-4.1	-0.4
17	Paper and Paper Products	17538	37,848	1.6	1.6	115.8	8.0
11	Beverages	10315	24,948	0.9	1.1	141.9	9.2
28	Machinery and Equipment N.E.C.	18642	24,654	1.7	1.1	32.2	2.8
19	Coke and Refined Petroleum Products	4848	7,441	0.4	0.3	53.5	4.4
12	Tobacco Products	4725	4,433	0.4	0.2	-6.2	-0.6
OD	All other industries	90148	159,531	8.2	6.8	77.0	5.9

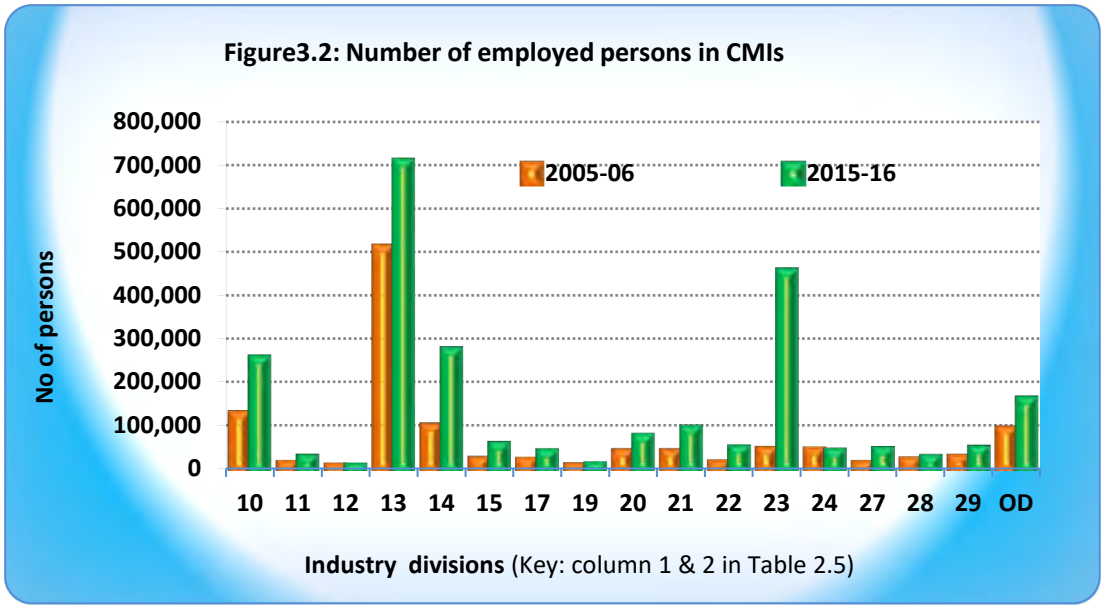

Value of Production

The total value of production of medium and large manufacturing industries stands at Rs 11,181 billion during the year 2015-16. This shows an increase an increase of 244.7% over the CMI 2005-06, growing annually by around of 13.2%. The textile sector has highest value of production. The values of production of 16 major industry divisions are given in Table 3.6 and Figure 3.3.

Table3.6: Value of production (output) at producer's prices,% change and annual growth rate in CMIs

Industry		Census of Manufacturing Industries				Change 2015-16 over 2005-06	ACGR 2015-16 over 2005-06
Division	Description	2005-06	2015-16	2005-06	2015-16		
		million Rs		% of all industries		%	
	All Industries	**3,243,446**	**11,181,202**	**100**	**100**	**244.7**	**13.2**
13	Textiles	877330	2,426,604	27.0	21.7	176.6	10.7
10	Food Products	522311	2,498,965	16.1	22.3	378.4	16.9
20	Chemicals and Chemical Products	278420	857,084	8.6	7.7	207.8	11.9
19	Coke and Refined Petroleum Products	313968	743,210	9.7	6.6	136.7	9.0
14	Wearing Apparel	159764	692,951	4.9	6.2	333.7	15.8
23	Other Non-Metallic Mineral Products	140225	662,631	4.3	5.9	372.5	16.8
21	Pharmaceuticals products	94320	512,215	2.9	4.6	443.1	18.4
24	Basic Metals	172238	492,109	5.3	4.4	185.7	11.1
29	Motor vehicles, trailers etc.	174485	442,623	5.4	4.0	153.7	9.8
27	Electric Equipment	23364	257,950	0.7	2.3	1004.1	27.1
11	Beverages	31353	234,146	1.0	2.1	646.8	22.3
22	Rubber and Plastics Products	41304	225,573	1.3	2.0	446.1	18.5
12	Tobacco Products	56465	220,257	1.7	2.0	290.1	14.6
17	Paper and Paper Products	69083	185,348	2.1	1.7	168.3	10.4
15	Leather and Related Products	32696	135,616	1.0	1.2	314.8	15.3
28	Machinery and Equipment N.E.C.	49609	103,253	1.5	0.9	108.1	7.6
OD	All other industries	206512	490,664	6.4	4.4	137.6	9.0

Figure 3.3 Value of Production (Output) at Producers' Prices in CMIs

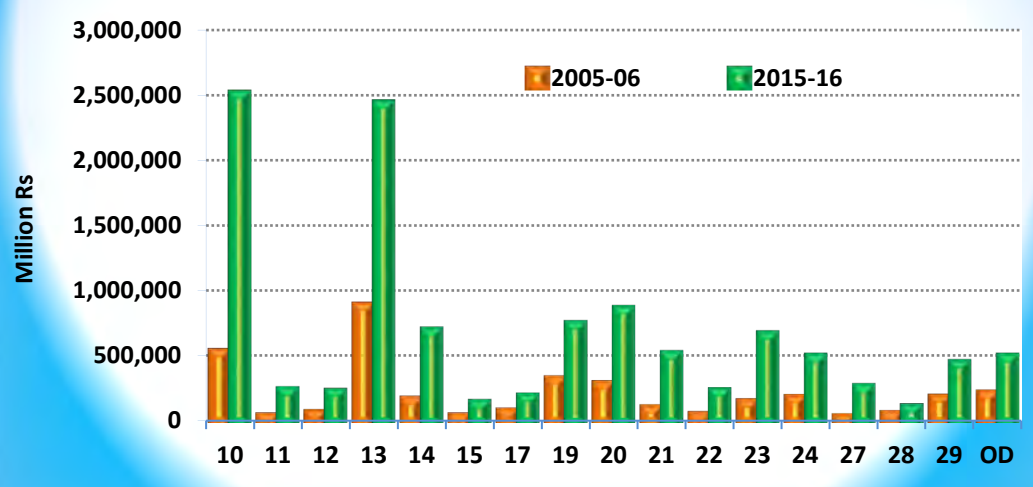

Industry divisions (Key: column 1 & 2 in Table 2.6)

Census Value Added at Market Prices

The total census value added at market prices during 2015-16 was Rs 4,366 billion as compared to Rs 1,350 billion in 2005-06 CMI. The textile sector and food products are a major contributors. Other principal contributors to the census value added at market prices are listed below in descending order at Table 3.7 and Figure 3.4.

Table 3.7: Census value added at Market prices,% change and annual growth rate in CMIs

Industry		Census of Manufacturing Industries				Change in 2015-16 over 2005-06	ACGR 2015-16 over 2005-06
Divisions	Description	2005-06	2015-16	2005-06	2015-16		
		Million Rs		% of all industries		%	
	All Industries	**1,350,186**	**4,366,619**	**100**	**100**	**223.4**	**12.5**
13	Textiles	314124	748,399	23.3	17.1	138.2	9.1
10	Food Products	189106	695,009	14.0	15.9	267.5	13.9
23	Other Non-Metallic Mineral Products	94469	406,728	7.0	9.3	330.5	15.7
19	Coke and Refined Petroleum Products	84456	394,994	6.3	9.0	367.7	16.7
20	Chemicals and Chemical Products	142199	376,601	10.5	8.6	164.8	10.2
14	Wearing Apparel	73963	295,820	5.5	6.8	300.0	14.9
21	Pharmaceuticals products	52566	224,964	3.9	5.2	328.0	15.6
12	Tobacco Products	58168	223,752	4.3	5.1	284.7	14.4
29	Motor vehicles, trailers etc.	65091	176,636	4.8	4.0	171.4	10.5
11	Beverages	18363	145,531	1.4	3.3	692.5	23.0
24	Basic Metals	66527	143,481	4.9	3.3	115.7	8.0
27	Electric Equipment	35662	106,373	2.6	2.4	198.3	11.5
22	Rubber and Plastics Products	17682	75,455	1.3	1.7	326.7	15.6
17	Paper and Paper Products	38203	64,853	2.8	1.5	69.8	5.4
15	Leather and Related Products	12189	53,412	0.9	1.2	338.2	15.9
28	Machinery and Equipment N.E.C.	18018	39,249	1.3	0.9	117.8	8.1
OD	All other industries	69401	195,363	5.1	4.5	181.5	10.9

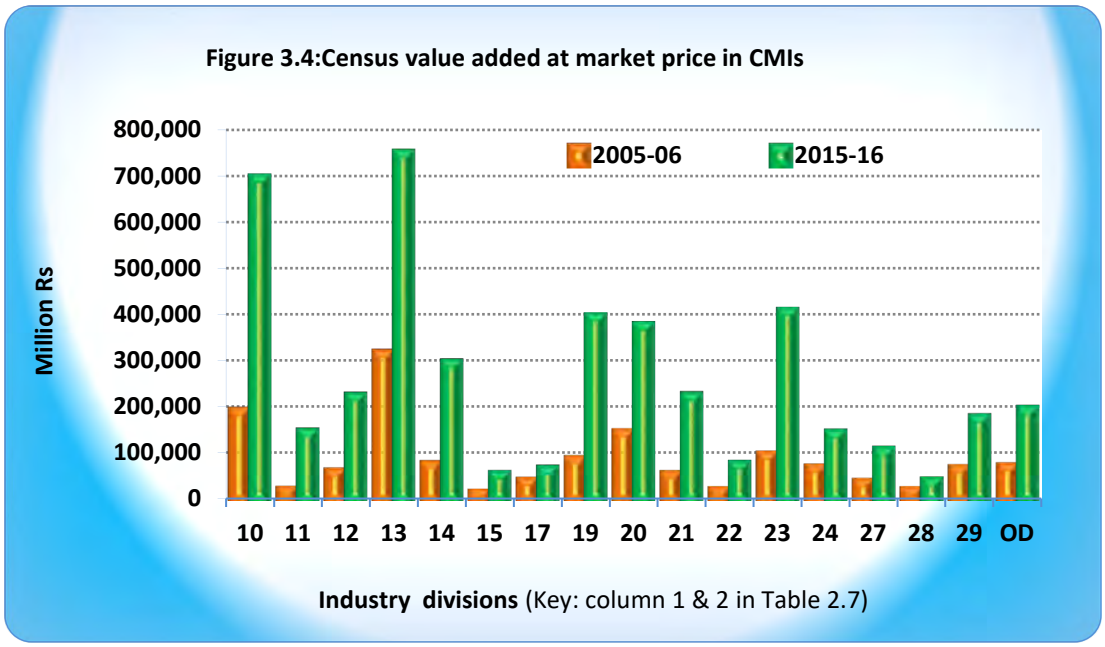

Census Value Added at Producers' Prices

The total census value added at producer's prices during 2015-16 was Rs 3,722 billion as compared to Rs 1,238 billion in 2005-06 CMI. The textile sector and food products are major contributors. Other principal contributors to the census value added at producer's prices are listed below in descending order at Table 3.8 and Figure 3.5.

Table 3.8: Census value added at producer's prices,% Change and annual growth rate in CMIs

Industry		Census of Manufacturing Industries				Change 2015-16 over 2005-06	ACGR 2015-16 over 2005-06
Division	Description	2005-06	2015-16	2005-06	2015-16		
		million Rs		% of all industries		%	
	All Industries	**1,238,400**	**3,722,326**	**100**	**100**	**200.6**	**11.6**
13	Textiles	310123	717,809	25.0	19.3	131.5	8.8
10	Food Products	167402	633,939	13.5	17.0	278.7	14.2
23	Other Non-Metallic Mineral Products	82330	351,689	6.6	9.4	327.2	15.6
20	Chemicals and Chemical Products	131830	314,188	10.6	8.4	138.3	9.1
14	Wearing Apparel	73343	290,742	5.9	7.8	296.4	14.8
21	Pharmaceuticals products	51680	223,355	4.2	6.0	332.2	15.8
12	Tobacco Products	49940	188,850	4.0	5.1	278.1	14.2
19	Coke and Refined Petroleum Products	64578	188,706	5.2	5.1	192.2	11.3
24	Basic Metals	60862	121,280	4.9	3.3	99.3	7.1
29	Motor vehicles, trailers etc.	59043	120,386	4.8	3.2	103.9	7.4
11	Beverages	15012	110,905	1.2	3.0	638.8	22.1
27	Electric Equipment	32500	75,312	2.6	2.0	131.7	8.8
22	Rubber and Plastics Products	13729	64,362	1.1	1.7	368.8	16.7
17	Paper and Paper Products	33568	60,223	2.7	1.6	79.4	6.0
15	Leather and Related Products	11611	50,658	0.9	1.4	336.3	15.9
28	Machinery and Equipment N.E.C.	17135	35,052	1.4	0.9	104.6	7.4
OD	All other industries	63713	174,872	5.1	4.7	174.5	10.6

Figure 3.5: Census value added at producer's price in CMIs

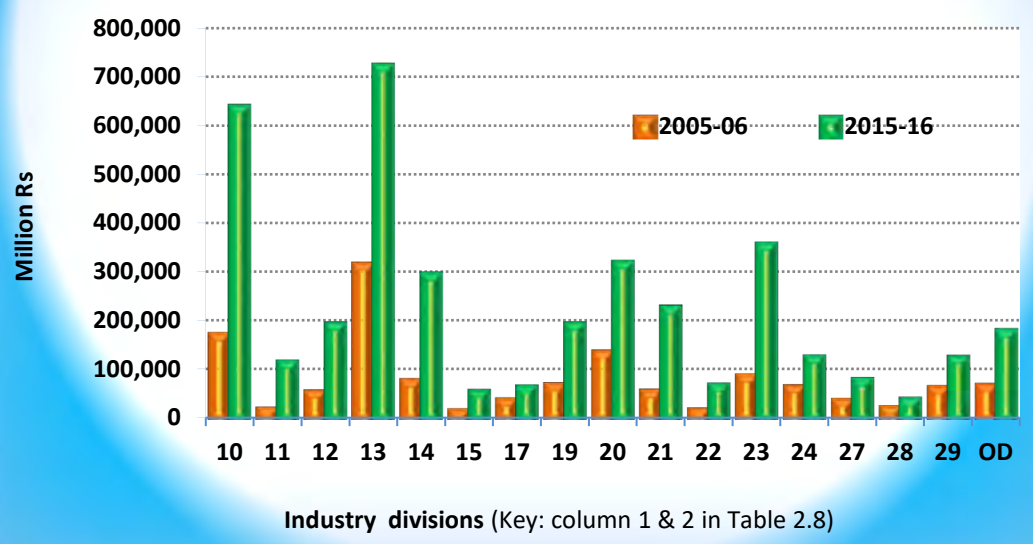

Contribution to GDP at Market Prices

Contribution to GDP at market prices during 2015-16 amounted to Rs 3,738 billion as compared to Rs 1,130 billion in 2005-06. This indicates an increase of 230.7% amounting to Rs 2608 billion. The details of major contributors are given in the Table 3.9 & Figure 3.6 placed below:

Table 3.9: Contribution to GDP(GVA) at Market prices in CMIs

Industry						Change 2015-16 over 2005-06	ACGR 2015-16 over 2005-06
Divisions	Description	Census of Manufacturing Industries					
		2005-06	2015-16	2005-06	2015-16		
		million Rs		% of all industries		%	
	All Industries	**1,130,627**	**3,738,702**	**100**	**100**	**230.7**	**12.7**
13	Textiles	262149	619,338	23.2	16.6	136.3	9.0
10	Food Products	160727	568,041	14.2	15.2	253.4	13.5
19	Coke and Refined Petroleum Products	79900	395,284	7.1	10.6	394.7	17.3
23	Other Non-Metallic Mineral Products	86962	381,772	7.7	10.2	339.0	15.9
20	Chemicals and Chemical Products	110492	290,405	9.8	7.8	162.8	10.1
14	Wearing Apparel	50245	243,398	4.4	6.5	384.4	17.1
12	Tobacco Products	53848	211,451	4.8	5.7	292.7	14.7
29	Motor vehicles, trailers etc.	56273	160,854	5.0	4.3	185.8	11.1
21	Pharmaceuticals products	35778	160,753	3.2	4.3	349.3	16.2
24	Basic Metals	62073	132,371	5.5	3.5	113.2	7.9
11	Beverages	14857	109,615	1.3	2.9	637.8	22.1
27	Electric Equipment	27951	85,955	2.5	2.3	207.5	11.9
22	Rubber and Plastics Products	14848	70,238	1.3	1.9	373.0	16.8
17	Paper and Paper Products	33902	58,629	3.0	1.6	72.9	5.6
15	Leather and Related Products	9496	43,504	0.8	1.2	358.2	16.4
28	Machinery and Equipment N.E.C.	15100	33,490	1.3	0.9	121.8	8.3
OD	All other industries	56027	173,602	5.0	4.6	209.9	12.0

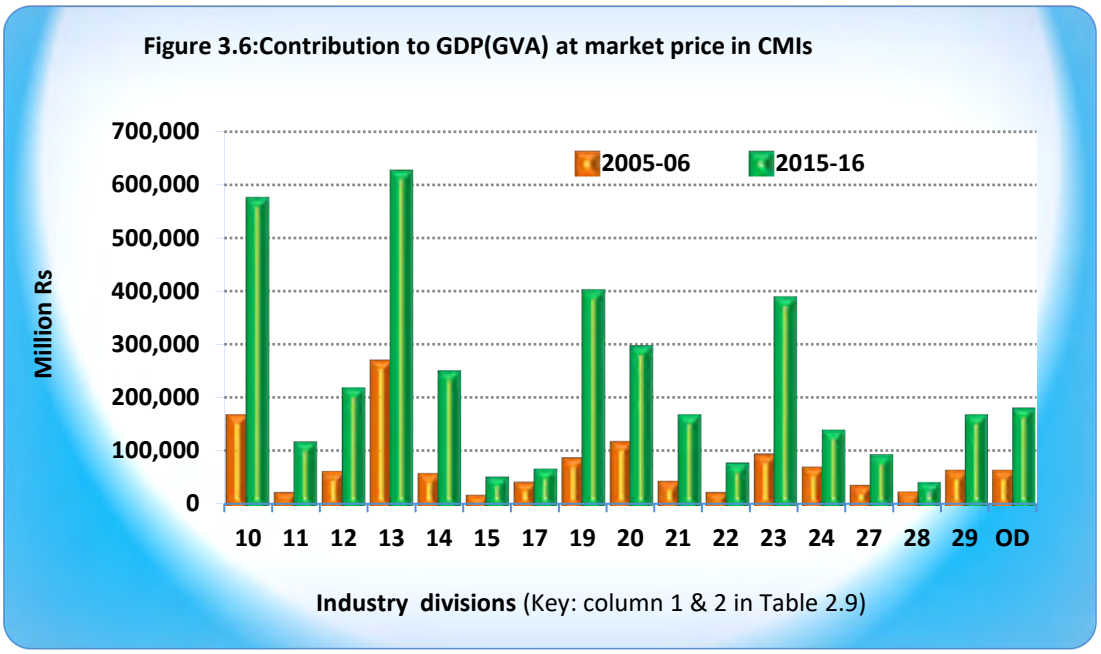

Contribution to GDP at Producers' Prices

Contribution to GDP at producers' prices during 2015-16 amounted to Rs 3,094 billion as compared to Rs 1,018 billion in 2005-06 showing an increase of 11.7% per annum. The textile sector has the highest contribution of 19.0% among all leading industry divisions as shown in Table 3.10 and Figure 3.7 below.

Table 3.10: Contribution to GDP at Producer's prices in Latest CMIs

Industry		Census of Manufacturing Industries				Change 2015-16 over 2005-06	ACGR 2005-06 over 2000-01
Division	Description	2005-06	2015-16	2005-06	2015-16		
		million Rs		% of all industries		%	
	All Industries	**1,018,840**	**3,094,409**	**100**	**100**	**203.7**	**11.7**
13	Textiles	258148	588,749	25.3	19.0	128.1	8.6
10	Food Products	139023	506,972	13.6	16.4	264.7	13.8
23	Other Non-Metallic Mineral Products	74823	326,733	7.3	10.6	336.7	15.9
14	Wearing Apparel	49626	238,320	4.9	7.7	380.2	17.0
20	Chemicals and Chemical Products	100123	227,992	9.8	7.4	127.7	8.6
19	Coke and Refined Petroleum Products	60022	188,996	5.9	6.1	214.9	12.2
12	Tobacco Products	45620	176,549	4.5	5.7	287.0	14.5
21	Pharmaceuticals products	34891	159,144	3.4	5.1	356.1	16.4
24	Basic Metals	56408	110,170	5.5	3.6	95.3	6.9
29	Motor vehicles, trailers etc.	50225	104,604	4.9	3.4	108.3	7.6
11	Beverages	11505	74,990	1.1	2.4	551.8	20.6
22	Rubber and Plastics Products	10895	59,146	1.1	1.9	442.9	18.4
27	Electric Equipment	24790	54,894	2.4	1.8	121.4	8.3
17	Paper and Paper Products	29267	53,999	2.9	1.7	84.5	6.3
15	Leather and Related Products	8918	40,750	0.9	1.3	357.0	16.4
28	Machinery and Equipment N.E.C.	14217	29,293	1.4	0.9	106.0	7.5
OD	All other industries	50338	153,111	4.9	4.9	204.2	11.8

Figure 3.7: Contribution to GDP (GVA) at producer's price in CMIs

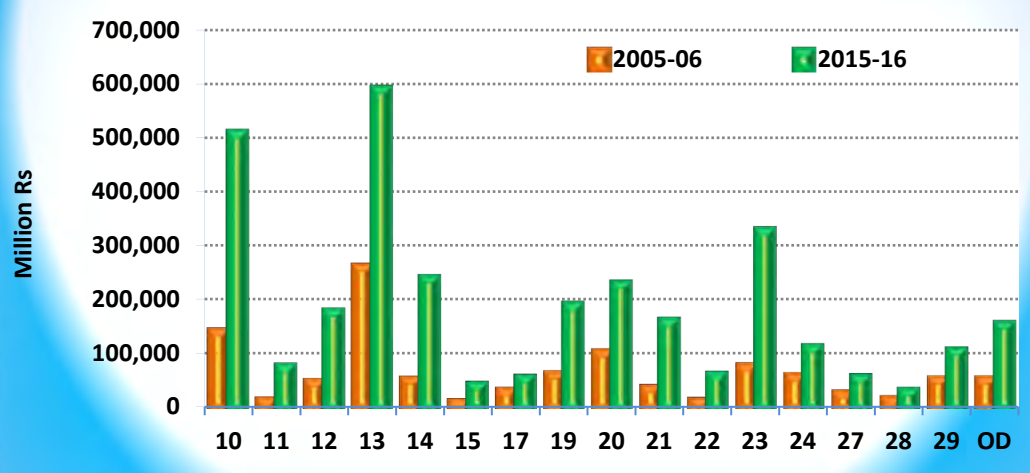

Industry divisions (Key: column 1 & 2 in Table 2.10)

Contribution to GDP at Basic Prices

Contribution to GDP at basic prices during 2015-16 amounted to Rs 2,946 billion as compared to Rs 947 billion in 2005-06 indicating an annual increase of 12.0%. The textile sector contributes 20.0% to GDP at basic prices, the highest share among all major industries. The contribution to GDP at basic prices of the top industry divisions are given at Table 3.11 and Figure 3.8.

Table 3.11: Contribution to GDP(GVA) at Basic Prices in CMIs

Industry		Census of Manufacturing Industries				Change 2015-16 over 2005-06	ACGR 2015-16 over 2005-06
Divisions	Description	2005-06	2015-16	2005-06	2015-16		
		million Rs		% of all industries		%	
	All Industries	**947,333**	**2,946,606**	**100**	**100**	**211.0**	**12.0**
13	Textiles	258386	588,236	27.3	20.0	127.7	8.6
10	Food Products	135002	494,905	14.3	16.8	266.6	13.9
23	Other Non-Metallic Mineral Products	62367	317,760	6.6	10.8	409.5	17.7
20	Chemicals and Chemical Products	93631	255,708	9.9	8.7	173.1	10.6
14	Wearing Apparel	51664	238,412	5.5	8.1	361.5	16.5
19	Coke and Refined Petroleum Products	51260	185,500	5.4	6.3	261.9	13.7
21	Pharmaceuticals products	34306	158,783	3.6	5.4	362.8	16.6
24	Basic Metals	54395	107,294	5.7	3.6	97.2	7.0
29	Motor vehicles, trailers etc.	41811	91,996	4.4	3.1	120.0	8.2
12	Tobacco Products	20146	61,117	2.1	2.1	203.4	11.7
22	Rubber and Plastics Products	10642	58,713	1.1	2.0	451.7	18.6
11	Beverages	9066	58,708	1.0	2.0	547.6	20.5
27	Electric Equipment	24108	54,342	2.5	1.8	125.4	8.5
17	Paper and Paper Products	27745	53,604	2.9	1.8	93.2	6.8
15	Leather and Related Products	9015	40,706	1.0	1.4	351.5	16.3
28	Machinery and Equipment N.E.C.	14072	29,223	1.5	1.0	107.7	7.6
OD	All other industries	49718	151,599	5.2	5.1	204.9	11.8

Figure 3.8: Contribution to GDP (GVA) at basic's price in CMIs

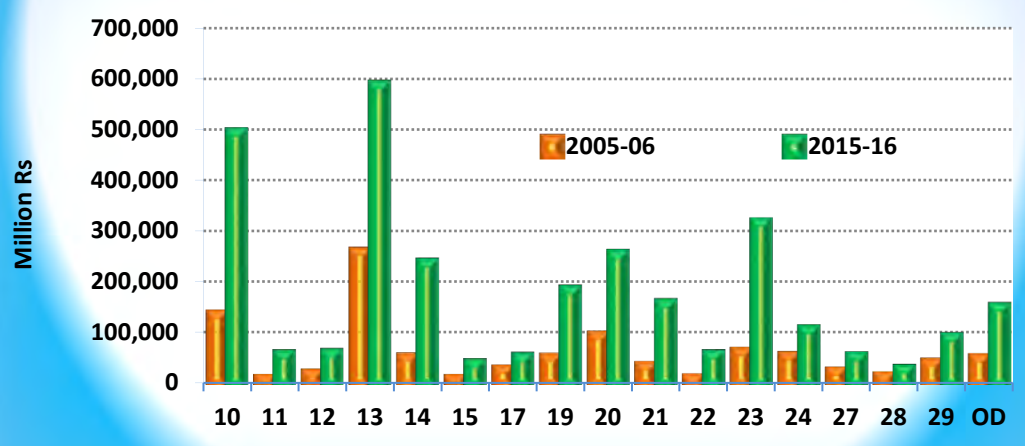

Industry divisions (Key: column 1 & 2 in Table 2.10)

Contribution to GDP *(adjusted for non-response)*

The total number of establishments as per CMI 2015-16 frame is 42,578 and total employed persons in these establishment are 2,340,966. The total contribution to GDP at basic prices stands at Rs 2,946 billion. The total of 23712 establishments were covered in CMI 2015-16 while 18,866 establishments either did not responded, or could not qualify to be included in CMI data due data quality issues (for detail see table 9.A &B) including 14425 units in Punjab, 3782 in Sindh, 473 units in KP, 123 in Balochistan and 63 units in Islamabad.

The raising methodology is based on employment, GVA per employee at 5 digit level of activity under PSIC-2010. The overall employment of 2,340,966 was observed in the frame comprising of 42,578 industrial units. Ratios of GDP per employee of 23,712 reported in CMI 2015-2016 were computed at five digit level activity under each province and applied to defaulting units in CMI 2015-16 in order to work out their contribution to GDP at basic prices at each province. After summing up the result of each province, the large-scale manufacturing sector contribution to GDP (BP) stands at Rs 2946 billion during 2015-16. The details of unadjusted and adjusted contribution to GDP at basic prices and ratio of unadjusted to adjusted contribution at activity level is given at Table 3.12 below.

Table 3.12: Contribution to GDP(GVA) at Basic Prices adjusted for non-response in CMI 2015-16

Industry		Census of Manufacturing Industries			Ratio of unadjusted to adjusted figures in 2015-16 (%)
Division	Description	2005-06	2015-16		
			unadjusted	adjusted	
		'000' Rs			
	All industries	**947,333**	**2,064,144**	**2,946,644**	**70.05**
10	Food Products	135002	360,124	494,905	72.77
11	Beverages	9066	50,757	58,708	86.46
12	Tobacco Products	20146	49,335	61,158	80.67
13	Textiles	258386	398,278	588,234	67.71
14	Wearing Apparel	51664	128,894	238,412	54.06
15	Leather and Related Products	9015	28,720	40,706	70.55
16	Wood and wood products	5726	6,273	9,360	67.02
17	Paper and Paper Products	27745	35,796	53,604	66.78
18	Printing and recorded media	3085	15,212	20,251	75.12
19	Coke and Refined Petroleum Products	51260	146,682	185,500	79.07
20	Chemicals and Chemical Products	93631	197,391	255,708	77.19
21	Pharmaceuticals products	34306	118,249	158,783	74.47
22	Rubber and Plastics Products	10642	41,580	58,713	70.82
23	Other Non-Metallic Mineral Products	62367	195,712	317,760	61.59
24	Basic Metals	54395	77,073	107,294	71.83
25	Fabricated metal products	7953	26,064	34,683	75.15
26	Computer, electronic & optical products	3546	4,298	5,352	80.31
27	Electric Equipment	24108	36,138	54,342	66.50
28	Machinery and Equipment N.E.C.	14072	20,263	29,223	69.34
29	Motor vehicles, trailers etc.	41811	75,036	91,996	81.56
30	Other Transport Equipment	11152	15,689	22,052	71.15
31	Furniture	491	11,377	19,991	56.91
32	Other Manufacturing	17766	25,202	39,910	63.15

CMI 2005-06 Weights

Weights have been developed for all large scale manufacturing industries covered in the CMI 2015-16. These weights at 2-digit level may be seen at Table-3.13 below. They are calculated according to contribution to GDP.

Table 3.13: Comparison of weights of contribution to GDP(GVA) at Basic Prices(% of all manufacturing industries)

Industry		Census of Manufacturing Industries		
		2005-06	2015-16	
Division	Description		non-adjusted	adjusted
	All industries	**100**	**100**	**100**
10	Food Products	14.25	17.45	16.80
11	Beverages	0.96	2.46	1.99
12	Tobacco Products	2.13	2.39	2.08
13	Textiles	27.28	19.30	19.96
14	Wearing Apparel	5.45	6.24	8.09
15	Leather and Related Products	0.95	1.39	1.38
16	Wood and wood products	0.60	0.30	0.32
17	Paper and Paper Products	2.93	1.73	1.82
18	Printing and recorded media	0.33	0.74	0.69
19	Coke and Refined Petroleum Products	5.41	7.11	6.30
20	Chemicals and Chemical Products	9.88	9.56	8.68
21	Pharmaceuticals products	3.62	5.73	5.39
22	Rubber and Plastics Products	1.12	2.01	1.99
23	Other Non-Metallic Mineral Products	6.58	9.48	10.78
24	Basic Metals	5.74	3.73	3.64
25	Fabricated metal products	0.84	1.26	1.18
26	Computer, electronic & optical products	0.37	0.21	0.18
27	Electric Equipment	2.54	1.75	1.84
28	Machinery and Equipment N.E.C.	1.49	0.98	0.99
29	Motor vehicles, trailers etc.	4.41	3.64	3.12
30	Other Transport Equipment	1.18	0.76	0.75
31	Furniture	0.05	0.55	0.68
32	Other Manufacturing	1.88	1.22	1.35

Labour Productivity

Important structural changes may also be seen from figures on labour productivity and labour intensity as shown in tables 3.14 below. Table 3.14 shows the labour productivity in terms of Census Value Added per employee of selected industries and changes in their ranking as measured in the two latest CMIs. Due to inflation labour productivity cannot be compared between the years 2005-06 and 2015-16, but only between industries' figures of same CMI. Although process innovations vary strongly between industries, the changes in the ranking can show some trends in productivity improvements.

Table 3.14:Ranking of division according to Labour productivity (Census value added at market prices per employee) in CMI

Industry		Census Value added at Market Prices in million Rs		Average number of employees during the year		Labour Productivity (CVA/ employee) in million Rs		Ranking of Labor productivity in descending order	
Division	Description	Census of Manufacturing Industry of FY ...							
		2005-06	2015-16	2005-06	2015-16	2005-06	2015-16	2005-06	2015-16
	All Industries	**1,350,186**	**4,367,452**	**1,100,814**	**2,340,966**	**1.23**	**1.87**	**-**	**-**
19	Coke and Refined Petroleum Products	84456	394994	4848	7441	17.42	53.08	1	1
12	Tobacco Products	58168	224590	4725	4433	12.31	50.66	2	2
11	Beverages	18363	145531	10315	24948	1.78	5.83	7	3
20	Chemicals and Chemical Products	142199	376601	37799	73288	3.76	5.14	3	4
30	Other Transport Equipment	20311	44314	15148	10403	1.34	4.26	13	5
29	Motor vehicles, trailers etc.	65091	176636	24514	45912	2.66	3.85	4	6
24	Basic Metals	66527	143481	41171	39501	1.62	3.63	8	7
10	Food Products	189106	695009	125053	253934	1.51	2.74	10	8
27	Electric Equipment	35662	106373	29138	42852	1.22	2.48	14	9
21	Pharmaceuticals products	52566	224964	38001	92080	1.38	2.44	12	10
17	Paper and Paper Products	38203	64853	17538	37848	2.18	1.71	6	11
18	Printing and recorded media	4291	27318	4624	16080	0.93	1.70	18	12
22	Rubber and Plastics Products	17682	75455	11781	46465	1.50	1.62	11	13
28	Machinery and Equipment N.E.C.	18018	39249	18642	24654	0.97	1.59	17	14
26	Computer, electronic & optical products	4137	6676	3697	5284	1.12	1.26	15	15
25	Fabricated metal products	11375	39529	10227	34754	1.11	1.14	16	16
14	Wearing Apparel	73963	295820	97062	273415	0.76	1.08	19	17
13	Textiles	314124	748394	506519	706146	0.62	1.06	21	18
15	Leather and Related Products	12189	53412	19835	54576	0.61	0.98	22	19
16	Wood and wood products	7602	11383	4938	11863	1.54	0.96	9	20
31	Furniture	628	21779	1651	22700	0.38	0.96	23	21
23	Other Non-Metallic Mineral Products	94469	406728	42637	453942	2.22	0.90	5	22
32	Other manufacturing	21056	44364	30952	58447	0.68	0.76	20	23

Input output Ratio

Input-output ratios have been computed by dividing intermediate consumption with output value for each activity at 2 digit (Division) level. Table 3.15 shows the I/O Ratios recorded in CMI 2015-16, highest are Other Transport Equipment (0.82), Food Products (0.80), Electric Equipment (.79) and the lowest are in Tobacco products (0.20), Other Non-metallic Mineral products (0.51) and Other Manufacturing (0.58) respectively. Detailed input-output ratios are given below.

Table 3.15: Comparison of input and output Ratios in CMIs

PSIC Code	Activities	Census of Manufacturing Industries	
		Input output ratios	
		2005-06	2015-16
1	2	3	4
	ALL INDUSTRIES	**0.69**	**0.73**
30	Other Transport Equipment	0.73	0.82
10	Food Products	0.73	0.80
27	Electric Equipment	0.70	0.79
24	Basic Metals	0.67	0.78
16	Wood and wood products	0.61	0.77
29	Motor vehicles, trailers etc.	0.71	0.76
19	Coke and Refined Petroleum Products	0.81	0.76
13	Textiles	0.71	0.76
22	Rubber and Plastics Products	0.74	0.74
20	Chemicals and Chemical Products	0.64	0.73
28	Machinery and Equipment N.E.C.	0.71	0.72
17	Paper and Paper Products	0.58	0.71
15	Leather and Related Products	0.73	0.70
21	Pharmaceuticals products	0.63	0.69
26	Computer, electronic & optical products	0.42	0.69
11	Beverages	0.63	0.68
18	Printing and recorded media	0.68	0.68
14	Wearing Apparel	0.69	0.66
25	Fabricated metal products	0.65	0.64
31	Furniture	0.59	0.59
32	Other Manufacturing	0.65	0.58
23	Other Non-Metallic Mineral Products	0.47	0.51
12	Tobacco Products	0.19	0.20

List of Statistical Table

S #	Description	Page Number					
		Pakistan	Punjab	Sindh	KP	Balochistan	Islamabad
1	NUMBER OF REPORTING ESTABLISHMENTS	1	-	-	-	-	-
2	SUMMARY STATISTICS	8	170	332	448	540	586
3(A)	EMPLOYMENT AND EMPLOYMENT COST (ALL EMPLOYEES)	23	185	343	456	544	593
3(B)	AVERAGE DAILY EMPLOYMENT	30	192	348	460	546	596
4(A)	FIXED ASSETS	37	199	353	464	548	599
4(B)	FIXED ASSETS (DETAIL)	44	206	358	468	550	602
5	INDUSTRIAL COST	58	220	368	476	554	608
6	NON-INDUSTRIAL COST	65	227	373	480	556	611
7	VALUE OF PRODUCTION	72	234	378	484	558	614
8	TRADE MARGIN	79	241	383	488	560	617
9	RECEIPTS FROM OTHER ACTIVITIES	86	248	388	492	562	620
10	CENSUS VALUE ADDED	100	262	398	500	566	626
11	CONTRIBUTION TO GDP	114	276	408	508	570	632
12	VALUE OF INDIRECT TAXES AND SUBSIDIES	128	290	418	516	574	638
13	STOCKS STATISTICS	142	304	428	524	578	644
14	VALUE OF ENERGY AND WATER	156	318	438	532	582	650
15	FINANCIAL EXPENDITURES	163	325	443	536	584	653

TABLE- 1.0 **NUMBER OF ESTABLISHMENTS IN CMI 2015-16**

INDUSTRY CODE	INDUSTRY MAJOR GROUPS AND INDUSTRIES	PAKISTAN	PUNJAB	SINDH	KP	BALOCHISTAN	ISLAMABAD
1	2	3	4	5	6	7	8
C	**ALL INDUSTIRES**	**42578**	**32256**	**6299**	**3357**	**342**	**324**
10	FOOD PRODUCTS	5597	3385	1682	309	147	74
101	Processing & preserving of meat	22	14	5	1		2
1010	Processing & preserving of meat	22	14	5	1		2
10102	Fresh, chilled or frozen meat	10	5	5			
10104 &	Meat products						
10107	Processing of animal offal	12	9		1		2
102	Processing & preserving of fish	14		14			
1020	Processing/ preserving of fish, molluscs	14		14			
10202	Fish, crustacean & mollusc products	14		14			
103	Processing of fruit/ vegetables	44	15	26	3		
1030	Processing/ preserving of fruit/ vegetables	44	15	26	3		
10302	Preserving of fruit, nuts or vegetables	30	6	24			
10304	Fruit or vegetable juices.	3	3				
10305	Jams, jellies & marmalades	11	6	2	3		
104	Vegetable & animal oils/ fats	843	504	313	17	3	6
1040	Vegetable & animal oils & fats	843	504	313	17	3	6
10401	Crude / refined vegetable oils	507	317	164	17	3	6
10405	Cotton linters.	205	74	131			
10406	Oilcakes & others	131	113	18			
105	Dairy products	148	82	18	48		
1050	Dairy products	148	82	18	48		
10501	fresh liquid milk & milk-based drinks	26	18	8			
10504	Butter/ cheese etc.	17	17				
10506	Ice cream & other edible ice.	100	43	9	48		
10509	Others n.e.c.	5	4	1			
106	Grain mill products, starches etc	3097	1807	926	199	124	41
1061	Grain mill products	3094	1805	925	199	124	41
10611	Grain milling.	1144	664	221	188	33	38
10612	Rice milling.	1782	1075	603	10	91	3
10613	Vegetable milling	166	64	101	1		
10614	Cereal breakfast foods	2	2				
1062	Starches & starch products	3	2	1			
10621 &	Starches from rice, potatoes, maize etc.						
10623	Glucose/ glucose syrup etc	3	2	1			
107	Other food products	1245	834	333	41	19	18
1071	Bakery products	807	647	112	25	12	11
10711	Bread & rolls	88	40	36	3	8	1
10712	Pastry, cakes, pies etc.	100	91	5	1	1	2
10713	Rusks, biscuits & bakery products	344	272	47	15	3	7
10719	Others n.e.c.	275	244	24	6		1
1072	Sugar	82	43	36	3		
10721	Sugar & sugar substitutes	82	43	36	3		
1073	Chocolate & sugar confectionery	86	48	32	5	1	
10732	Chocolate & sugar confectionery	81	45	32	3	1	
10733	Chewing gum	5	3		2		
1074	Macaroni, noodles, pasta etc.	16	16				
10741	Pastas/ macaroni etc	16	16				
1079	Other food products n.e.c.	254	80	153	8	6	7
10792 &	Blending of tea & mate						
10794	Infant formula or baby foods etc	14	3	8	2		1
10795	Prepared foods/sandwiches, fresh pizza etc.	2		2			
10796	Spices, sauces & condiments	50	11	34	2		3
10798	Processing of salt	37	20	15		1	1
10799	Others n.e.c.	151	46	94	4	5	2
108	Prepared animal feeds	184	129	47		1	7
1080	Prepared animal feeds	184	129	47		1	7
10802	Prepared feeds for farm animals	184	129	47		1	7
11	BEVERAGES	131	73	38	11	3	6
110	Beverages	131	73	38	11	3	6
1101 &	Distilling, rectifying/ blending of spirits						
1104	Soft drinks, mineral waters etc	131	73	38	11	3	6
11010 &	Alcoholic beverages/ distilled spirits						
11041	Non-alcoholic beverages	35	22	9	3	1	
11042	Natural mineral waters/ bottled waters	54	29	17	4		4
11043	Soft drinks like lemonade, cola etc.	42	22	12	4	2	2
12	TOBACCO PRODUCTS	28	8	10	9		1
120	Tobacco products	28	8	10	9		1
1200	Tobacco products	28	8	10	9		1
12001	Tobacco products & substitutes etc.	25	6	10	9		
12009	Others n.e.c.	3	2				1

TABLE- 1.0 **NUMBER OF ESTABLISHMENTS IN CMI 2015-16**

INDUSTRY CODE	INDUSTRY MAJOR GROUPS AND INDUSTRIES	PAKISTAN	PUNJAB	SINDH	KP	BALOCHISTAN	ISLAMABAD
1	2	3	4	5	6	7	8
13	TEXTILES	7503	5967	1479	39	16	2
131	Spinning, weaving, finishing of textile	5819	4510	1259	33	15	2
1311	Spinning of textile fibres	828	579	219	21	7	2
13112	Spinning of yarn or thread	828	579	219	21	7	2
1312	Weaving of textiles	4442	3607	817	12	6	
13121	Broad woven fabrics	4130	3522	590	12	6	
13122	Other broad woven fabrics etc.	2	2				
13129	Others n.e.c.	310	83	227			
1313	Finishing of textiles	549	324	223		2	
13131	Bleaching & dyeing of fabrics	549	324	223		2	
139	Other textiles	1684	1457	220	6	1	
1392	Made-up textile articles	346	271	75			
13921	Madeup articles of any textile material	278	212	66			
13922	Made-up furnishing articles	56	47	9			
13929	Others n.e.c.	12	12				
1393	Carpets & rugs	77	67	5	5		
13930	Floor coverings like carpets, rugs etc.	77	67	5	5		
1394	Cordage, rope, twine & netting	20	18	1	1		
13941 &	Twine, cordage, rope etc.						
13942	Knotted netting of twine, cordage/ rope	20	18	1	1		
1399	Other textiles n.e.c.	1241	1101	139		1	
13991	Labels/ badges etc.	57	45	12			
13992	Tulles/ laces & other net fabrics	1148	1023	125			
13999	Others n.e.c.	36	33	2		1	
14	WEARING APPAREL	2371	1713	652	2		4
141	Wearing apparel	2147	1582	560	2		3
1410	Wearing apparel	2147	1582	560	2		3
14101	Wearing apparel of leather	184	157	27			
14102	Outerwear/ work wear	1284	757	524			3
14103	Underwear/ nightwear	166	161	4	1		
14104	Babies' garments/ tracksuits etc.	20	20				
14105 &	Other clothing accessories						
14109	Others n.e.c.	493	487	5	1		
143	Knitted & crocheted apparel	224	131	92			1
1430	Knitted & crocheted apparel	224	131	92			1
14301	Knitted or crocheted wearing apparel	30	30				
14302	Hosiery, socks, tights & pantyhose etc	194	101	92			1
15	LEATHER PRODUCTS	1150	998	111	40		1
151	Tanning of leather & leather products	398	294	103	1		
1511	Tanning & dressing of leather	346	258	87	1		
15111	Tanning/ dressing of hides & skins	341	253	87	1		
15119	Others n.e.c.	5	5				
1512	Luggage, h&bags, saddlery etc.	52	36	16			
15121	Luggage, h&bags etc.	27	26	1			
15122	Articles of leather etc.	25	10	15			
152	Footwear	752	704	8	39		1
1520	Footwear	752	704	8	39		1
15201	Footwear	746	698	8	39		1
15202	Leather parts of footwear etc.	6	6				
16	WOOD AND WOOD PRODUCTS	642	596	29	13	3	1
161	Sawmilling & planning of wood	147	142	5			
1610	Sawmilling & planning of wood	147	142	5			
16101 &	Sawing & planning of wood						
16102	Wooden railway sleepers	147	142	5			
162	Products of wood, cork, straw etc.	495	454	24	13	3	1
1621	Veneer sheets & wood-based panels	82	47	19	13	3	
16211	Manufacture of veneer sheets	6	6				
16212	Plywood/ veneer panel/ laminated sheets	50	35	5	7	3	
16213	Particle board/ densified wood etc.	26	6	14	6		
1622	Builders' carpentry & joinery	123	120	2			1
16221	Wooden goods of construction industry	123	120	2			1
1623	Wooden containers	182	180	2			
16231	Packing boxes, crates, drums of wood	182	180	2			
1629	Other wood products	108	107	1			
16291	Wood products	108	107	1			
17	PAPER AND PAPER PRODUCTS	787	530	202	45	5	5
170	Paper & paper products	787	530	202	45	5	5
1701	Pulp, paper & paperboard	267	195	52	15	4	1
17013	Paper & paperboard	259	192	50	12	4	1
17019	Others n.e.c.	8	3	2	3		

TABLE- 1.0 **NUMBER OF ESTABLISHMENTS IN CMI 2015-16**

INDUSTRY CODE	INDUSTRY MAJOR GROUPS AND INDUSTRIES	PAKISTAN	PUNJAB	SINDH	KP	BALOCHISTAN	ISLAMABAD
1	2	3	4	5	6	7	8
1702	Corrugated paper/ paperboard & containers	483	316	133	30	1	3
17021	Corrugated paper/ paperboard containers	472	309	131	29		3
17022	Sacks, bags & similar articles of paper	11	7	2	1	1	
1709	Other articles of paper & paperboard	37	19	17			1
17091	Personal hygiene paper product	23	8	14			1
17099	Others n.e.c.	14	11	3			
18	PRINTING/REPRODUCTION OF RECORDED MEDIA	422	270	121	27		4
181	Printing	422	270	121	27		4
1811	Printing	418	267	120	27		4
18111	Printing of newspapers/ magazines	78	2	76			
18112	Printing of books, brochures, maps etc	172	126	19	25		2
18113	Printing of postage stamps, cheques etc	3		2			1
18114	Printing of diaries & calendars etc	14	8	4	2		
18115	Printing on textile, glass, metal, wood	146	126	19			1
18119	Other printing n.e.c.	5	5				
1812	Service related to printing	4	3	1			
18121 &	Binding of printed sheets						
18123 &	Plate/image-making setting services						
18124	Preparation of plates & dies	4	3	1			
19	COKE AND REFINED PETROLEUM PRODUCTS	69	34	30	2	3	
192	Refined petroleum products	69	34	30	2	3	
1920	Refined petroleum products	69	34	30	2	3	
19201	Production of motor fuel/ kerosene etc.	8	3	4		1	
19203 &	Oil-based lubricating oils or greases						
19205	White spirit, vaseline, paraffin wax	55	25	26	2	2	
19207	Blending of bio fuels	6	6				
20	CHEMICALS AND CHEMICAL PRODUCTS	947	594	265	70	8	10
201	Basic chemicals, fertilizers etc.	379	237	110	26	4	2
2011	Basic chemicals	219	107	93	15	3	1
20111	Inorganic industrial/ medical gases	75	12	62	1		
20112	Dyes & pigments in basic form	41	28	10	2		1
20113	Manufacture of inorganic acids & bases	35	26	3	5	1	
20114	Chemical elements & other inorganic compounds	2	2				
20115	Basic organic chemicals	46	28	9	7	2	
20119	Others n.e.c.	20	11	9			
2012	Fertilizers & nitrogen compounds	23	16	7			
20121 &	Fertilizers						
20122	Nitrogen products	23	16	7			
2013	Plastics & synthetic rubber	137	114	10	11	1	1
20131	Plastics in primary forms	137	114	10	11	1	1
202	Other chemical products	560	350	154	44	4	8
2021	Pesticides/ agrochemical products etc	63	50	13			
20211	Insecticides/ fungicides/ herbicides	61	50	11			
20219	Other agrochemical products n.e.c.	2		2			
2022	Paints, varnishes & printing ink etc.	133	96	32	3		2
20221	Paints & varnishes etc	123	88	31	2		2
20225	Caulking compounds etc	2	2				
20227	Printing ink	8	6	1	1		
2023	Soap, perfumes & toilet preparations	229	130	70	20	3	6
20232	Soap	139	87	38	6	3	5
20234	Detergent, dish-washing preparation etc	19	7	2	9		1
20235	Cleaning & polishing products	10	10				
20236 &	Perfumes & toilet preparations						
20239	Others n.e.c.	61	26	30	5		
2029	Other chemical products n.e.c.	135	74	39	21	1	
20291	Propellant powders/ explosives	29	28		1		
20292 &	Gelatine/ glues & prepared adhesives						
20293	Aromatic/odoriferous/distilled waters products	47	24	21	2		
20294	Photographic plates, films etc	3		3			
20298	Matches	24	9		15		
20299	Others n.e.c.	32	13	15	3	1	
203	Man-made fibres	8	7	1			
2030	Man-made fibres	8	7	1			
20301	Synthetic or artificial filament tow	3	3				
20303	Synthetic or artificial filament yarn	5	4	1			
21	BASIC PHARMACEUTICAL PRODUCTS	608	252	211	63	16	66
210	Pharmaceuticals	608	252	211	63	16	66
2100	Pharmaceuticals	608	252	211	63	16	66
21001	Medicinal active substances	535	200	195	59	16	65
21003	Medicaments/ homeopathic preparations	57	40	12	4		1
21009	Other such activities n.e.c.	16	12	4			

TABLE- 1.0 **NUMBER OF ESTABLISHMENTS IN CMI 2015-16**

INDUSTRY CODE	INDUSTRY MAJOR GROUPS AND INDUSTRIES	PAKISTAN	PUNJAB	SINDH	KP	BALOCHISTAN	ISLAMABAD
1	2	3	4	5	6	7	8
22	RUBBER AND PLASTICS PRODUCTS	1201	868	215	83	17	18
221	Rubber products	129	105	22	2		
2211	Rubber tyres & tubes	22	16	5	1		
22111	Rubber tyres	20	14	5	1		
22112	Inner tubes for tyres	2	2				
2219	Other rubber products	107	89	17	1		
22191	Other products of rubber	107	89	17	1		
222	Plastics products	1072	763	193	81	17	18
2220	Plastics products	1072	763	193	81	17	18
22201	Plastic products for packing of goods	614	370	172	47	13	12
22202	Builders' plastics ware	67	47		20		
22203	Plastic tableware, kitchenware etc	202	183	12	5		2
22209	Other diverse plastic products	189	163	9	9	4	4
23	OTHER NON-METALLIC MINERAL PRODUCTS	12866	10055	548	2145	64	54
231	Glass & glass products	96	56	33	7		
2310	Glass & glass products	96	56	33	7		
23101	Flat glass/ glass paving blocks	48	20	24	4		
23102	Glass mirror/ bottle/ drinking glass	17	10	4	3		
23103	Pharmaceutical glassware etc.	9	4	5			
23109	Others glass products n.e.c.	22	22				
239	Non-metallic mineral products n.e.c.	12770	9999	515	2138	64	54
2391	Refractory products	5	4		1		
23912	Manufacture of refractory ceramic goods	5	4		1		
2392	Clay building materials	10095	9193	353	537	7	5
23921	Ceramic tiles, mosaic cubes etc.	4		2	2		
23922	Non-refractory clay building materials	10053	9156	350	535	7	5
23923	Ceramic sanitary fixtures	38	37	1			
2393	Other porcelain & ceramic products	175	165	9	1		
23931	Ceramic tableware & domestic articles	168	158	9	1		
23932	Electrical fittings of ceramics etc.	2	2				
23939	Other porcelain & ceramic products	5	5				
2394	Cement, lime & plaster	77	22	5	48	1	1
23941	Clinkers & hydraulic cement	21	9	5	5	1	1
23943	Plasters of calcined gypsum/ sulphate	56	13		43		
2395	Articles of concrete, cement & plaster	1088	321	48	697	12	10
23951 &	Precast concrete, cement or stone						
23952	Structural component of cement, concrete	1008	241	48	697	12	10
23959	Other articles of concrete or cement	80	80				
2396	Cutting, shaping & finishing of stone	1310	280	100	848	44	38
23961	Cutting, shaping & finishing of stone	1310	280	100	848	44	38
2399	Other non-metallic mineral products	20	14		6		
23991	Millstones/abrasive products and polishing	7	6		1		
23993	Mineral insulating materials	2	2				
23995 &	Articles of asphalt etc						
23999	Manufacture of other such products n.e.c.	11	6		5		
24	BASIC METALS	943	714	126	41	30	32
241	Basic iron & steel	662	454	109	40	30	29
2410	Basic iron & steel	662	454	109	40	30	29
24102 &	Pig iron/spiegeleisen/ferro-alloys & ferrous products						
24103	Pure iron, granular iron & iron powder	2	1	1			
24104	Remelting of scrap ingot of iron/ steel	77	63	1	12		1
24106	Hot/cold-rolled products of steel	457	303	81	24	28	21
24108	Welded tubes & pipes of steel	108	73	22	4	2	7
24109	Others n.e.c.	18	14	4			
242	Basic precious & non-ferrous metals	108	92	13	1		2
2420	Basic precious & non-ferrous metals	108	92	13	1		2
24202	Aluminium & alloys	63	48	12	1		2
24203	Lead, zinc, tin & alloys from ores	4	4				
24205	Copper alloys	39	39				
24206	Chrome, manganese, nickel & alloys etc	2	1	1			
243	Casting of metals	173	168	4			1
2431	Casting of iron & steel	163	158	4			1
24311	Casting of iron	126	124	1			1
24312	Casting of steel	37	34	3			
2432	Casting of non-ferrous metals	10	10				
24324	Casting of precious metal castings	10	10				
25	FABRICATED METAL PRODUCTS	1775	1642	53	60	6	14
251	Structural metal products etc	435	396	15	13	2	9
2511	Structural metal products	387	354	11	13	2	7
25111	Metal framework/ skeleton etc	27	26	1			
25112	Metal door, window, shutter, gates etc	305	279	7	12	1	6
25119	Others n.e.c.	55	49	3	1	1	1

TABLE- 1.0 **NUMBER OF ESTABLISHMENTS IN CMI 2015-16**

INDUSTRY CODE	INDUSTRY MAJOR GROUPS AND INDUSTRIES	PAKISTAN	PUNJAB	SINDH	KP	BALOCHISTAN	ISLAMABAD
1	2	3	4	5	6	7	8
2512	Tanks, reservoirs & containers of metal	39	35	2			2
25121	Reservoirs, tanks & containers of metal	6	6				
25122	Metal containers for gas	31	27	2			2
25123	Central heating boilers & radiators	2	2				
2513	Steam generators	9	7	2			
25131	Steam/ vapour generator, condenser etc	6	6				
25132	Parts for marine or power boilers/ nuclear reactors etc	3	1	2			
252	Weapons & ammunition	38	3		35		
2520	Weapons & ammunition	38	3		35		
25201 &	Heavy weapons						
25202	Small arms	38	3		35		
259	Other fabricated metal products	1302	1243	38	12	4	5
2592	Treatment & coating of metals	5	5				
25921 &	Plating, anodizing, s&blasting etc.						
25922	Colouring/engraving, non-metallic coating metals	5	5				
2593	Cutlery, h& tools & general hardware	452	439	7	1		5
25931	Cutlery	245	245				
25932	Knives, h& tools, saw blades etc	133	123	6	1		3
25933	Padlocks, locks, keys, hinges etc	57	57				
25934	Other tools of such nature n.e.c.	17	14	1			2
2599	Other fabricated metal products n.e.c.	845	799	31	11	4	
25991	Cans, drums, buckets, boxes, tins etc	95	76	8	8	3	
25992	Uninsulated or insulated metal cable	4	4				
25993	Nails, bolts, screws, nuts, chains etc.	118	118				
25994	Metal household articles	307	304		3		
25995	Metal goods for office use	48	48				
25996	Safes, strongboxes, armoured doors etc.	85	85				
25997	Various metal articles	106	100	5		1	
25999	Others n.e.c.	82	64	18			
26	COMPUTER, ELECTRONIC AND OPTICAL PRODUCTS	38	27	6	2		3
261	Electronic components & boards	8	7				1
2610	Electronic components & boards	8	7				1
26101 &	Capacitors, resistors, microprocessors						
26109	Others n.e.c.	8	7				1
263	Communication equipment	7	4		2		1
2630	Communication equipment	7	4		2		1
26301	Telephones pbx, facsimile equipment etc	2			2		
26303	Cable television equipment, antenna etc	5	4				1
264	Consumer electronics	8	5	2			1
2640	Consumer electronics	8	5	2			1
26402	Televisions, monitors & displays	2	2				
26409	Others n.e.c.	6	3	2			1
265	Measuring equipment; watches/ clocks	13	11	2			
2651	Measuring, navigating/ control equipment	9	7	2			
26514	Measuring & control equipment	2	2				
26516	Scales, balances & laboratory apparatus	2		2			
26519	Manufacture of others n.e.c.	5	5				
2652	Watches & clocks	4	4				
26521	Watches & clocks	4	4				
266 &	Electro medical/ electrotherapeutic equipment						
268	Magnetic & optical media	2		2			
2660 &	Irradiation, electro medical equipment						
2680	Magnetic & optical media	2		2			
26602 &	Electro medical/ electrotherapeutic equipment						
26801	Audio & video tapes/ cassettes	2		2			
27	ELECTRICAL EQUIPMENT	768	634	87	21	10	16
271	Electric motor, generator, transformer	148	115	23	1		9
2710	Electric motors, generators, transformers etc.	148	115	23	1		9
27101	Electric transformers	23	19	3	1		
27102	Electric motors/ power generators etc	19	15	3			1
27103	Electric power distribution panel etc.	64	51	5			8
27104	Switchboard apparatus, fuses, switches	2	1	1			
27109	Others n.e.c.	40	29	11			
272	Batteries & accumulators	24	11	8	2	1	2
2720	Batteries & accumulators	24	11	8	2	1	2
27203	Lead acid/ lithium/ dry/ wet batteries	24	11	8	2	1	2
273	Wiring & wiring devices	120	80	24	6	9	1
2731 &	Fibre optic cables						
2732	Other electric wires & cables	120	80	24	6	9	1
27310 &	Fibre optic cable for data transmission etc.						
27320	Insulated wire & cable	120	80	24	6	9	1
274	Electric lighting equipment	43	35	3	5		
2740	Electric lighting equipment	43	35	3	5		
27401	Lamps, bulbs, ch&eliers,lanterns etc.	14	6	3	5		
27409	Others n.e.c.	29	29				

TABLE- 1.0 **NUMBER OF ESTABLISHMENTS IN CMI 2015-16**

INDUSTRY CODE	INDUSTRY MAJOR GROUPS AND INDUSTRIES	PAKISTAN	PUNJAB	SINDH	KP	BALOCHISTAN	ISLAMABAD
1	2	3	4	5	6	7	8
275	Domestic appliances	409	375	23	7		4
2750	Domestic appliances	409	375	23	7		4
27501	Domestic electric appliances	357	326	22	5		4
27502	Domestic electrothermic appliances	6	6				
27503	Domestic non-electric cooking equipment	46	43	1	2		
279	Other electrical equipment	24	18	6			
2790	Other electrical equipment	24	18	6			
27901	Battery chargers & electrical bells etc	4	4				
27909	Others n.e.c.	20	14	6			
28	MACHINERY AND EQUIPMENT N.E.C.	875	770	97	5	3	
281	General-purpose machinery	384	303	78	3		
2811	Engines & turbines	5	5				
28112	Turbines & parts etc	5	5				
2813	Other pumps, compressors, taps & valves	164	147	14	3		
28131	Air or vacuum pumps/ compressors	2	2				
28132	Pumps for liquids	112	97	12	3		
28133	Pumps for engines/ motor vehicle pumps	11	10	1			
28134	Industrial taps/ valves & h& pump etc	39	38	1			
2814	Bearings, gears, gearing etc	6	6				
28143	Gears, pulleys & transmission chain etc	6	6				
2815 &	Ovens, furnaces & furnace burners						
2816	Lifting & h&ling equipment	40	40				
28151 &	Electrical & other furnaces, ovens,burners etc.						
28161	Lifting, h&ling, loading machinery	40	40				
2819	Other general-purpose machinery	169	105	64			
28191	Industrial freezing equipment etc.	22	20	2			
28192	Weighing, packing & wrapping machinery	18	18				
28193	Filtering or purifying machinery	16	15	1			
28198	Parts for general-purpose machinery	69	11	58			
28199	Others n.e.c.	44	41	3			
282	Special-purpose machinery	491	467	19	2	3	
2821	Agricultural & forestry machinery	349	339	7		3	
28211	Tractors	16	11	2		3	
28213	Agricultural trailers or semi-trailers	28	28				
28214	Soil preparation, planting machinery	49	47	2			
28215 &	Harvesting or threshing machinery						
28216 &	Milking machines						
28217	Spraying machinery	57	57				
28219	Diverse agricultural machinery	199	196	3			
2822	Metal-forming machinery & machine tools	34	30	3	1		
28222	Tools for grinding, drilling, boring	18	15	3			
28223	Stamping or pressing machine tools	9	8		1		
28224	Hydraulic presse/ forging machine etc.	5	5				
28227	Parts/ accessories for machine tools	2	2				
2824	Mining/ quarrying/ construction machinery	13	12		1		
28242	Boring, cutting & tunnelling machinery	3	2		1		
28243 &	Machinery for treating minerals						
28245 &	Manufacture of earth-moving machinery						
28246	Pile drivers/ mortar spreaders etc.	10	10				
2825	Food, beverage & tobacco machinery	29	28	1			
28253	Grain milling machinery	10	10				
28256	Machinery for extractionof animal/vegetable fats/oils	2	2				
28259	Food processing machinery	17	16	1			
2826	Textile, apparel & leather machinery	63	55	8			
28261	Textile machinery	35	27	8			
28262	Equipment for textile machinery	4	4				
28266	Sewing machines	24	24				
2829	Other special-purpose machinery	3	3				
28291 &	Machinery for paper pulp,paperboard product etc						
28292	Rubber & plastic products machinery						
28299	Others n.e.c.	3	3				
29	MOTOR VEHICLES, TRAILERS AND SEMI	784	541	227	4	9	3
291	Motor vehicles	26	10	12	3		1
2910	Motor vehicles	26	10	12	3		1
29101	Passenger cars, commercial busses etc.	21	6	12	2		1
29102 &	Motor vehicle engines, chassis etc.						
29103	Other motor vehicles	5	4		1		
292	Motor vehicle bodies, trailers etc	121	114	7			
2920	Motor bodies, trailers & semi-trailers	121	114	7			
29201	Bodies for motor vehicles	13	13				
29202	Trailers & semi-trailers	108	101	7			
293	Parts & accessories for motor vehicles	637	417	208	1	9	2
2930	Parts & accessories for motor vehicles	637	417	208	1	9	2
29301	Parts & accessories for motor vehicles	637	417	208	1	9	2

TABLE- 1.0 **NUMBER OF ESTABLISHMENTS IN CMI 2015-16**

INDUSTRY CODE	INDUSTRY MAJOR GROUPS AND INDUSTRIES	PAKISTAN	PUNJAB	SINDH	KP	BALOCHISTAN	ISLAMABAD
1	2	3	4	5	6	7	8
30	OTHER TRANSPORT EQUIPMENT	181	157	21	3		
302 &	Railway locomotives & rolling stock						
309	Transport equipment n.e.c.	181	157	21	3		
3020 &	Railway locomotives & rolling stock						
3091	Motorcycles	170	146	21	3		
30202 &	Railway or tramway coaches services etc.						
30911	Motorcycles, engines for motorcycles	37	21	13	3		
30912	Parts & accessories for motorcycles.	133	125	8			
3092	Bicycles & invalid carriages	11	11				
30921 &	Non-motorized bicycles & parts etc.						
30922	Invalid/baby carriages, their parts/accessories, etc.	11	11				
31	FURNITURE	1462	1061	31	360	2	8
310	Furniture	1462	1061	31	360	2	8
3100	Furniture	1462	1061	31	360	2	8
31001 &	Furniture & fixtures.						
31002	Furniture for shops/churches, schools, restaurants	623	469	27	118	2	7
31003	manufacture of office furniture	13	8		5		
31004	Furniture for kitchen bedrooms etc.	824	582	4	237		1
31005	Laboratory benches/ laboratory furniture	2	2				
32	OTHER MANUFACTURING	1430	1367	58	3		2
321	Jewellery, bijouterie etc	63	28	35			
3211	Jewellery & related articles	27	26	1			
32113 &	Jewellery, goldsmiths' articles.						
32114	Metal watchs, watch straps & cigarette cases etc.	27	26	1			
3212	Imitation jewellery & related articles	36	2	34			
32121	Costume or imitation jewellery.	36	2	34			
322	Musical instruments	10	10				
3220	Musical instruments	10	10				
32201 &	Stringed instruments, harmoniums etc.						
32202	Musical instruments & parts.	10	10				
323	Sports goods	382	382				
3230	Sports goods	382	382				
32301	Foot balls.	120	120				
32302	Rackets, bats.	31	31				
32309	Other sports articles/ equipment etc.	231	231				
324	Games & toys	13	12		1		
3240	Games & toys	13	12		1		
32401	Dolls, toy animals etc.	13	12		1		
325	Medical & dental instruments & supplies	906	895	9	2		
3250	Medical & dental instruments & supplies	906	895	9	2		
32501	Surgical drapes/ sterile string etc	22	22				
32505	Surgical, dental/ veterinary furniture.	6	6				
32506	Dental instruments/ orthopaedic devices	46	46				
32509	Others n.e.c.	832	821	9	2		
329	Other manufacturing n.e.c.	56	40	14			2
3290	Other manufacturing n.e.c.	56	40	14			2
32902	Brooms & brushes.	24	22	2			
32903	Pens, pencils & stamps etc.	13	6	5			2
32909	Others n.e.c.	19	12	7			

TABLE-2.0 **SUMMARY STATISTICS** **PAKISTAN**

2015-16

Value in '000' Rs

Industry Code	Industry Major Groups & Industries	No. of establishments	Value of fixed assets at the end of the year	Additions / altrations made during the year (GFCF)	Changes in stocks	Average daily persons engaged (No.)	Employment cost	Industrial cost
1	2	3	4	5	6	7	8	9
C	**ALL INDUSTIRES**	**42578**	**3916194701**	**466700359**	**115995337**	**2340966**	**816371461**	**7458981828**
10	FOOD PRODUCTS	5597	618146219	75088983	53803642	253934	101171115	1865025922
101	Processing & preserving of meat	22	7191625	2000176	820441	4556	1693439	16483183
1010	Processing & preserving of meat	22	7191625	2000176	820441	4556	1693439	16483183
10102	Fresh, chilled or frozen meat	10	2317346	197082	356702	1591	642831	12044051
10104 &	Meat products							
10107	Processing of animal offal	12	4874279	1803094	463738	2965	1050608	4439132
102	Processing & preserving of fish	14	280740	11944	24916	396	76979	1342692
1020	Processing/ preserving of fish, molluscs	14	280740	11944	24916	396	76979	1342692
10202	Fish, crustacean & mollusc products	14	280740	11944	24916	396	76979	1342692
103	Processing of fruit/ vegetables	44	4794239	839472	290565	2364	1900420	10066489
1030	Processing/ preserving of fruit/ vegetables	44	4794239	839472	290565	2364	1900420	10066489
10302	Preserving of fruit, nuts or vegetables	30	1159603	266259	-40922	1091	710727	2767883
10304	Fruit or vegetable juices.	3	972021	1515	40600	133	47136	340646
10305	Jams, jellies & marmalades	11	2662615	571699	290887	1140	1142557	6957961
104	Vegetable & animal oils/ fats	843	71263694	9229705	26804885	33050	10726537	520966401
1040	Vegetable & animal oils & fats	843	71263694	9229705	26804885	33050	10726537	520966401
10401	Crude / refined vegetable oils	507	61350690	8597857	25383745	23642	9808684	463678901
10405	Cotton linters.	205	6715489	467999	1154676	7296	693798	51698923
10406	Oilcakes & others	131	3197515	163849	266464	2112	224055	5588577
105	Dairy products	148	73945358	9375313	1041013	14705	22550480	143411537
1050	Dairy products	148	73945358	9375313	1041013	14705	22550480	143411537
10501	fresh liquid milk & milk-based drinks	26	70340842	8761527	882272	11526	20840603	134216957
10504	Butter/ cheese etc.	17	680649	152454	64502	1065	229844	2720242
10506	Ice cream & other edible ice.	100	2774069	461316	92898	1945	1444258	6302050
10509	Others n.e.c.	5	149798	16	1341	169	35775	172288
106	Grain mill products, starches etc	3097	107197475	7977947	21363805	76307	12438132	520045467
1061	Grain mill products	3094	101613203	6600303	22331743	74144	10524402	505189871
10611	Grain milling.	1144	38651788	2714220	19253892	25278	4455306	314439092
10612	Rice milling.	1782	61261784	3765302	3257579	46199	5606437	179938774
10613	Vegetable milling	166	1324737	116125	-252200	2439	353143	10728529
10614	Cereal breakfast foods	2	374895	4656	72472	228	109516	83476
1062	Starches & starch products	3	5584272	1377644	-967938	2163	1913730	14855595
10621 &	Starches from rice, potatoes, maize etc.							
10623	Glucose/ glucose syrup etc	3	5584272	1377644	-967938	2163	1913730	14855595
107	Other food products	1245	322998546	43589215	-8545593	105329	46360190	497632584
1071	Bakery products	807	41990871	9016845	-8020	29515	9958176	70995882
10711	Bread & rolls	88	3541606	408937	149788	5125	1456963	7677877
10712	Pastry, cakes, pies etc.	100	5400791	2602966	-7846	2174	582929	2689149
10713	Rusks, biscuits & bakery products	344	28571966	5597634	-92093	16939	7019200	50228533
10719	Others n.e.c.	275	4476507	407308	-57868	5277	899084	10400323
1072	Sugar	82	236247617	28698865	-10999679	53133	20833719	301602169
10721	Sugar & sugar substitutes	82	236247617	28698865	-10999679	53133	20833719	301602169
1073	Chocolate & sugar confectionery	86	16939489	2510955	843896	5272	3347529	35299673
10732	Chocolate & sugar confectionery	81	16880911	2510910	826904	5188	3335843	35210434
10733	Chewing gum	5	58578	45	16992	84	11686	89239
1074	Macaroni, noodles, pasta etc.	16	263182	82684	112829	324	84859	215525
10741	Pastas/ macaroni etc	16	263182	82684	112829	324	84859	215525
1079	Other food products n.e.c.	254	27557387	3279867	1505380	17085	12135908	89519335
10792 &	Blending of tea & mate							
10794	Infant formula or baby foods etc	14	7373176	2057002	874515	1675	4844064	33150983
10795	Prepared foods/sandwiches, fresh pizza etc.	2				1652	293204	2350659
10796	Spices, sauces & condiments	50	5428216	432790	605951	2930	4546690	27669538
10798	Processing of salt	37	574391	58611	113196	1233	311732	615557
10799	Others n.e.c.	151	14181604	731464	-88281	9595	2140217	25732597
108	Prepared animal feeds	184	30474542	2065211	12003610	17227	5424937	155077570
1080	Prepared animal feeds	184	30474542	2065211	12003610	17227	5424937	155077570
10802	Prepared feeds for farm animals	184	30474542	2065211	12003610	17227	5424937	155077570
11	BEVERAGES	131	93818336	12761428	2161900	24948	17989774	123241000
110	Beverages	131	93818336	12761428	2161900	24948	17989774	123241000
1101 &	Distilling, rectifying/ blending of spirits							
1104	Soft drinks, mineral waters etc	131	93818336	12761428	2161900	24948	17989774	123241000
11010 &	Alcoholic beverages/ distilled spirits							
11041	Non-alcoholic beverages	35	14574956	1859163	864002	5576	2104244	23556184
11042	Natural mineral waters/ bottled waters	54	5291814	49458	83261	4049	863668	3802237
11043	Soft drinks like lemonade, cola etc.	42	73951566	10852806	1214637	15323	15021862	95882579
12	TOBACCO PRODUCTS	28	21107790	4479343	-1495721	4433	10155754	31532217
120	Tobacco products	28	21107790	4479343	-1495721	4433	10155754	31532217
1200	Tobacco products	28	21107790	4479343	-1495721	4433	10155754	31532217
12001	Tobacco products & substitutes etc.	25	21092592	4479343	-1495831	4364	10144042	31494258
12009	Others n.e.c.	3	15198		110	69	11712	37959

TABLE-2.0 **SUMMARY STATISTICS** **PAKISTAN**

2015-16

Value in '000' Rs

Value of production at Producer Price	Census value added at producer prices	Census value added at factor cost	Contribution to GDP at market prices	Contribution to GDP at producer prices	Contribution to GDP at basic prices	Contribution to GDP at factor cost	Industry Code
10	11	12	13	14	15	16	1
11181973482	**3722991654**	**3476327298**	**3739492017**	**3095031412**	**2946644355**	**2848367056**	**C**
2498965320	633939398	618895604	568041432	506971656	494904637	491927862	10
26061240	9578057	9562731	6682252	6625473	6645570	6610147	101
26061240	9578057	9562731	6682252	6625473	6645570	6610147	1010
16915635	4871585	4891067	2906751	2866134	2886230	2885616	10102
9145605	4706472	4671664	3775501	3759339	3759339	3724531	10104 & 10107
1914818	572126	571500	482976	482976	482644	482349	102
1914818	572126	571500	482976	482976	482644	482349	1020
1914818	572126	571500	482976	482976	482644	482349	10202
15380395	5313906	5312904	5121155	3350271	3349869	3349269	103
15380395	5313906	5312904	5121155	3350271	3349869	3349269	1030
4334455	1566573	1566278	1020164	1020164	1020164	1019869	10302
535871	195225	194943	134284	134284	134284	134002	10304
10510069	3552109	3551684	3966707	2195822	2195420	2195398	10305
645369267	124402866	114938893	111673054	106077818	98135237	96613845	104
645369267	124402866	114938893	111673054	106077818	98135237	96613845	1040
575040741	111361840	102703572	99434397	93936646	86542872	85278379	10401
62838185	11139262	10347947	10390365	10369252	9820274	9577937	10405
7490341	1901764	1887374	1848293	1771920	1772091	1757529	10406
253489088	110077550	109319415	82958995	70856853	70247576	70098718	105
253489088	110077550	109319415	82958995	70856853	70247576	70098718	1050
235685340	101468384	100748120	75046773	65417326	64798629	64697063	10501
3501291	781049	787574	654479	578560	588078	585086	10504
13999221	7697171	7652925	7155856	4759110	4759016	4714864	10506
303235	130947	130795	101887	101857	101853	101705	10509
663030761	142985295	142967491	136032768	131986665	132528505	131968862	106
638833085	133643214	133625410	124568496	124013883	124555723	123996080	1061
381520276	67081183	67149070	62070869	61763601	61987271	61831488	10611
243471377	63532603	63500153	59687492	59509443	59854990	59476993	10612
13618734	2890205	2836966	2629893	2620250	2592874	2567011	10613
222698	139222	139222	180242	120588	120588	120588	10614
24197676	9342081	9342081	11464272	7972782	7972782	7972782	1062
24197676	9342081	9342081	11464272	7972782	7972782	7972782	10621 & 10623
696088296	198455712	195677218	184502847	148481689	146067640	145703194	107
117624964	46629082	46311817	43875179	34663411	34461291	34346145	1071
12366137	4688259	4621814	4151232	3970193	3909706	3903747	10711
4711943	2022795	2017296	1692960	1621297	1621684	1615798	10712
85539448	35310915	35142309	34627860	25701201	25559235	25532596	10713
15007436	4607114	4530398	3403127	3370720	3370665	3294004	10719
379060466	77458297	75688864	81278046	65490471	63753267	63721039	1072
379060466	77458297	75688864	81278046	65490471	63753267	63721039	10721
53984618	18684945	18339078	12746873	11776317	11447295	11430451	1073
53855056	18644622	18298776	12708819	11738873	11409854	11393028	10732
129562	40323	40302	38054	37444	37441	37423	10733
493852	278327	271794	190027	183910	177434	177377	1074
493852	278327	271794	190027	183910	177434	177377	10741
144924397	55405062	55065665	46412722	36367580	36228354	36028183	1079
60693330	27542347	27538470	23786498	14519304	14515427	14515427	10792 & 10794
4169682	1819023	1819023	1819023	1819023	1819023	1819023	10795
41638575	13969037	13958547	9620075	9606109	9602019	9595619	10796
1778696	1163139	1063763	921798	921505	823295	822130	10798
36644114	10911517	10685861	10265327	9501639	9468591	9275984	10799
197631455	42553885	40545451	40587384	39109911	37447597	37101477	108
197631455	42553885	40545451	40587384	39109911	37447597	37101477	1080
197631455	42553885	40545451	40587384	39109911	37447597	37101477	10802
234145996	110904995	94607663	109615323	74989761	58708297	58692429	11
234145996	110904995	94607663	109615323	74989761	58708297	58692429	110
234145996	110904995	94607663	109615323	74989761	58708297	58692429	1101 & 1104
39974936	16418752	15769001	16590010	11642945	10995717	10993195	11010 & 11041
9098628	5296391	5269420	4262212	4069359	4050221	4042388	11042
185072431	89189852	73569241	88763101	59277457	43662359	43656846	11043
221050215	189517997	73209236	212245074	177173384	61157834	60864622	12
221050215	189517997	73209236	212245074	177173384	61157834	60864622	120
221050215	189517997	73209236	212245074	177173384	61157834	60864622	1200
220954639	189460380	73151811	212188563	177116873	61101335	60808303	12001
95576	57617	57425	56511	56511	56499	56319	12009

TABLE-2.0 **SUMMARY STATISTICS** **PAKISTAN**

2015-16

Value in '000' Rs

Industry Code	Industry Major Groups & Industries	No. of establishments	Value of fixed assets at the end of the year	Additions / altrations made during the year (GFCF)	Changes in stocks	Average daily persons engaged (No.)	Employment cost	Industrial cost
1	2	3	4	5	6	7	8	9
13	TEXTILES	7503	1091274135	121013090	23230533	706146	224396412	1708777193
131	Spinning, weaving, finishing of textile	5819	1038630029	116874252	20763092	650967	209200685	1604723280
1311	Spinning of textile fibres	828	620734662	70436197	14761866	324332	109470837	904701017
13112	Spinning of yarn or thread	828	620734662	70436197	14761866	324332	109470837	904701017
1312	Weaving of textiles	4442	373561732	41717286	5430457	275018	88092090	608253317
13121	Broad woven fabrics	4130	358903510	40825714	5291505	257097	83182145	570510296
13122	Other broad woven fabrics etc.	2	914219	-36660	4447	2106	533765	2008242
13129	Others n.e.c.	310	13744003	928232	134505	15815	4376180	35734778
1313	Finishing of textiles	549	44333636	4720769	570770	51617	11637757	91768946
13131	Bleaching & dyeing of fabrics	549	44333636	4720769	570770	51617	11637757	91768946
139	Other textiles	1684	52644106	4138838	2467441	55179	15195727	104053913
1392	Made-up textile articles	346	30964787	2115499	2268553	26157	9480727	76630904
13921	Madeup articles of any textile material	278	21120202	1698691	705375	19769	6577675	53195742
13922	Made-up furnishing articles	56	9609416	416808	1629588	6064	2862028	22968410
13929	Others n.e.c.	12	235169		-66410	324	41024	466752
1393	Carpets & rugs	77	2302841	105296	148101	2573	602963	4388170
13930	Floor coverings like carpets, rugs etc.	77	2302841	105296	148101	2573	602963	4388170
1394	Cordage, rope, twine & netting	20	895660	111423	-39182	1629	308929	1682790
13941 &	Twine, cordage, rope etc.							
13942	Knotted netting of twine, cordage/ rope	20	895660	111423	-39182	1629	308929	1682790
1399	Other textiles n.e.c.	1241	18480818	1806620	89969	24820	4803108	21352050
13991	Labels/ badges etc.	57	752414	-57833	587375	1545	550038	2724794
13992	Tulles/ laces & other net fabrics	1148	16368469	1833976	-342214	21041	3878875	15904311
13999	Others n.e.c.	36	1359935	30477	-155191	2234	374196	2722944
14	WEARING APPAREL	2371	212548522	34569252	-1521705	273415	84287656	402209186
141	Wearing apparel	2147	176410516	31807280	-585138	243080	78008534	367383160
1410	Wearing apparel	2147	176410516	31807280	-585138	243080	78008534	367383160
14101	Wearing apparel of leather	184	6897674	707744	-1122873	13181	3308367	22032735
14102	Outerwear/ work wear	1284	157126015	30180170	808871	200163	68502168	314274760
14103	Underwear/ nightwear	166	3482828	313865	-515863	10098	2382805	8763849
14104	Babies' garments/ tracksuits etc.	20	1781980	64851	72555	3482	599471	4181069
14105 &	Other clothing accessories							
14109	Others n.e.c.	493	7122019	540650	172173	16156	3215724	18130747
143	Knitted & crocheted apparel	224	36138007	2761973	-936567	30335	6279121	34826026
1430	Knitted & crocheted apparel	224	36138007	2761973	-936567	30335	6279121	34826026
14301	Knitted or crocheted wearing apparel	30	3950268	995268	6413	4662	691176	1547332
14302	Hosiery, socks, tights & pantyhose etc	194	32187739	1766704	-942980	25673	5587945	33278694
15	LEATHER PRODUCTS	1150	33853950	4416215	-766879	54576	16649811	84958538
151	Tanning of leather & leather products	398	15533157	1328957	-452424	20083	5529950	39470374
1511	Tanning & dressing of leather	346	13772842	1192782	-618025	12716	3242655	32805382
15111	Tanning/ dressing of hides & skins	341	13658662	1187422	-618025	12666	3235611	32755798
15119	Others n.e.c.	5	114180	5360		50	7044	49584
1512	Luggage, h&bags, saddlery etc.	52	1760315	136175	165600	7367	2287295	6664991
15121	Luggage, h&bags etc.	27	481152	5685	316303	6057	1778768	4101199
15122	Articles of leather etc.	25	1279163	130490	-150703	1310	508527	2563793
152	Footwear	752	18320792	3087258	-314455	34493	11119861	45488164
1520	Footwear	752	18320792	3087258	-314455	34493	11119861	45488164
15201	Footwear	746	18243943	3076778	-313987	34354	11100305	45431434
15202	Leather parts of footwear etc.	6	76849	10480	-467	139	19556	56730
16	WOOD AND WOOD PRODUCTS	642	15513551	1490150	1309888	11863	1940580	32227203
161	Sawmilling & planning of wood	147	699200	93022	289547	2178	313619	10892977
1610	Sawmilling & planning of wood	147	699200	93022	289547	2178	313619	10892977
16101 &	Sawing & planning of wood							
16102	Wooden railway sleepers	147	699200	93022	289547	2178	313619	10892977
162	Products of wood, cork, straw etc.	495	14814351	1397127	1020341	9685	1626961	21334225
1621	Veneer sheets & wood-based panels	82	11927036	1226908	822754	4279	827566	18451088
16211	Manufacture of veneer sheets	6	40623		6010	106	16442	489562
16212	Plywood/ veneer panel/ laminated sheets	50	4723717	781098	41086	1919	315147	7827580
16213	Particle board/ densified wood etc.	26	7162696	445810	775658	2254	495977	10133946
1622	Builders' carpentry & joinery	123	1632817	121024	194414	1671	281994	989539
16221	Wooden goods of construction industry	123	1632817	121024	194414	1671	281994	989539
1623	Wooden containers	182	707138	9498	-1254	2381	336557	1226129
16231	Packing boxes, crates, drums of wood	182	707138	9498	-1254	2381	336557	1226129
1629	Other wood products	108	547360	39697	4428	1354	180845	667470
16291	Wood products	108	547360	39697	4428	1354	180845	667470
17	PAPER AND PAPER PRODUCTS	787	112296657	23060050	1205467	37848	13040879	125125589
170	Paper & paper products	787	112296657	23060050	1205467	37848	13040879	125125589
1701	Pulp, paper & paperboard	267	43984854	8430564	-218222	11461	4330179	44534170
17013	Paper & paperboard	259	43777041	8426656	-204125	11221	4274633	44109944
17019	Others n.e.c.	8	207813	3908	-14097	240	55546	424226

TABLE-2.0 **SUMMARY STATISTICS** **PAKISTAN**

2015-16

Value in '000' Rs

Value of production at Producer Price	Census value added at producer prices	Census value added at factor cost	Contribution to GDP at market prices	Contribution to GDP at producer prices	Contribution to GDP at basic prices	Contribution to GDP at factor cost	Industry Code
10	11	12	13	14	15	16	1
2426583050	717805857	714620104	619334562	588746663	588234377	585560911	13
2260220368	655497088	653117843	566850201	537059750	536764719	534680505	131
1225756640	321055623	319401301	288549784	264809126	264513219	263154805	1311
1225756640	321055623	319401301	288549784	264809126	264513219	263154805	13112
898556343	290303027	289945918	240116660	234807310	234861656	234450201	1312
839416136	268905839	268588308	221766351	216769442	216823761	216451911	13121
2770428	762186	762186	816217	660732	660732	660732	13122
56369779	20635001	20595424	17534092	17377135	17377164	17337558	13129
135907385	44138439	43770624	38183757	37443314	37389844	37075499	1313
135907385	44138439	43770624	38183757	37443314	37389844	37075499	13131
166362682	62308769	61502261	52484360	51686913	51469658	50880406	139
118305549	41674645	41486462	34072871	33892291	33774069	33704108	1392
84938604	31742863	31573043	26633351	26471059	26352942	26301240	13921
32449978	9481569	9463847	7061594	7043780	7043675	7026058	13922
916966	450214	449572	377927	377451	377451	376810	13929
6195088	1806918	1775508	1701093	1507137	1492699	1475727	1393
6195088	1806918	1775508	1701093	1507137	1492699	1475727	13930
2332597	649808	645573	510915	503684	503684	499449	1394
2332597	649808	645573	510915	503684	503684	499449	13941 & 13942
39529448	18177398	17594719	16199480	15783801	15699205	15201121	1399
6901255	4176461	4176036	3095480	2865685	2865685	2865260	13991
28913886	13009575	12625295	12134223	12004363	12011276	11620083	13992
3714307	991363	793388	969777	913753	822244	715779	13999
692951042	290741856	289532003	243397737	238320041	238412372	237110189	14
629838662	262455502	261508887	215393853	210837109	210875302	209890494	141
629838662	262455502	261508887	215393853	210837109	210875302	209890494	1410
32398653	10365918	10360790	8643151	8590352	8625075	8585224	14101
539795224	225520463	224676287	182681525	178345093	178350351	177500916	14102
17674462	8910613	8860513	8502969	8428312	8435704	8378212	14103
6457456	2276387	2266426	2114698	2107460	2107615	2097498	14104
33512867	15382121	15344872	13451510	13365892	13356557	13328643	14105 & 14109
63112380	28286354	28023117	28003884	27482932	27537070	27219694	143
63112380	28286354	28023117	28003884	27482932	27537070	27219694	1430
2882178	1334847	1332309	1204704	1203248	1202855	1200711	14301
60230202	26951508	26690808	26799180	26279683	26334215	26018983	14302
135616484	50657947	50436051	43503837	40749906	40705955	40528010	15
59678723	20208350	20113008	16386678	16318667	16323770	16223326	151
47136742	14331360	14236530	11741558	11676811	11681764	11581981	1511
47073582	14317784	14222954	11728382	11663635	11668588	11568805	15111
63160	13576	13576	13176	13176	13176	13176	15119
12541981	5876990	5876478	4645120	4641856	4642006	4641345	1512
8673869	4572670	4572185	3591180	3590054	3590204	3589569	15121
3868112	1304320	1304293	1053939	1051803	1051803	1051776	15122
75937761	30449597	30323043	27117158	24431238	24382185	24304684	152
75937761	30449597	30323043	27117158	24431238	24382185	24304684	1520
75808781	30377347	30251038	27038680	24362806	24313752	24236497	15201
128980	72251	72006	78478	68432	68432	68187	15202
42528748	10301545	9988019	10720054	9638209	9359694	9324682	16
12870724	1977746	2018528	1946076	1907549	1950617	1948330	161
12870724	1977746	2018528	1946076	1907549	1950617	1948330	1610
12870724	1977746	2018528	1946076	1907549	1950617	1948330	16101 & 16102
29658024	8323799	7969491	8773979	7730660	7409077	7376352	162
24677470	6226382	5909437	6784735	5770049	5463540	5453104	1621
787083	297521	297431	288223	288223	288223	288133	16211
10556702	2729122	2719914	2770787	2557046	2553627	2547838	16212
13333685	3199739	2892093	3725725	2924780	2621691	2617133	16213
1848376	858837	852649	823919	812521	809469	806332	1622
1848376	858837	852649	823919	812521	809469	806332	16221
1857650	631521	605940	596315	579176	570318	553595	1623
1857650	631521	605940	596315	579176	570318	553595	16231
1274528	607059	601465	569010	568914	565750	563320	1629
1274528	607059	601465	569010	568914	565750	563320	16291
185348333	60222744	59665639	58629138	53998793	53603963	53441688	17
185348333	60222744	59665639	58629138	53998793	53603963	53441688	170
63735080	19200910	19157653	19716394	17775514	17788300	17732258	1701
63141558	19031614	18988592	19534252	17634656	17647442	17591635	17013
593522	169296	169061	182142	140858	140858	140623	17019

TABLE-2.0 **SUMMARY STATISTICS** **PAKISTAN**

2015-16

Value in '000' Rs

Industry Code	Industry Major Groups & Industries	No. of establishments	Value of fixed assets at the end of the year	Additions / altrations made during the year (GFCF)	Changes in stocks	Average daily persons engaged (No.)	Employment cost	Industrial cost
1	2	3	4	5	6	7	8	9
1702	Corrugated paper/ paperboard & containers	483	64754083	14301318	1376473	23916	7580224	73751734
17021	Corrugated paper/ paperboard containers	472	64019852	14082599	1300396	23041	7290221	71135820
17022	Sacks, bags & similar articles of paper	11	734231	218719	76077	875	290003	2615913
1709	Other articles of paper & paperboard	37	3557719	328169	47216	2471	1130477	6839685
17091	Personal hygiene paper product	23	2086986	154935	36112	1130	330357	3766864
17099	Others n.e.c.	14	1470734	173234	11105	1341	800119	3072822
18	PRINTING/REPRODUCTION OF RECORDED MEDIA	422	17593384	1825893	498315	16080	8010047	38656309
181	Printing	422	17593384	1825893	498315	16080	8010047	38656309
1811	Printing	418	17495013	1825798	501944	16008	7993283	38470267
18111	Printing of newspapers/ magazines	78	7304491	559480	-294269	4796	3583472	9672533
18112	Printing of books, brochures, maps etc	172	2710478	242299	523641	4333	894450	7102884
18113	Printing of postage stamps, cheques etc	3	1363099	117789	137980	1759	2115256	6671086
18114	Printing of diaries & calendars etc	14	227673	32811	-1199	419	97760	608937
18115	Printing on textile, glass, metal, wood	146	5822638	873419	134847	4640	1292759	14380094
18119	Other printing n.e.c.	5	66635		944	61	9586	34734
1812	Service related to printing	4	98371	95	-3629	72	16764	186042
18121 &	Binding of printed sheets							
18123 &	Plate/image-making setting services							
18124	Preparation of plates & dies	4	98371	95	-3629	72	16764	186042
19	COKE AND REFINED PETROLEUM PRODUCTS	69	61622987	2427236	-2845917	7441	14042342	554504109
192	Refined petroleum products	69	61622987	2427236	-2845917	7441	14042342	554504109
1920	Refined petroleum products	69	61622987	2427236	-2845917	7441	14042342	554504109
19201	Production of motor fuel/ kerosene etc.	8	51161393	1597295	-3966110	4711	12840309	517152699
19203 &	Oil-based lubricating oils or greases							
19205	White spirit, vaseline, paraffin wax	55	10446789	829940	1118293	2670	1188796	37322053
19207	Blending of bio fuels	6	14805		1901	60	13236	29357
20	CHEMICALS AND CHEMICAL PRODUCTS	947	522213540	61097056	15731124	73288	62532028	542896171
201	Basic chemicals, fertilizers etc.	379	467958737	46481164	1599942	38059	39570628	371100685
2011	Basic chemicals	219	142387643	10257619	902228	18667	14238095	167464281
20111	Inorganic industrial/ medical gases	75	31952838	3434779	-26320	2859	4177297	22583387
20112	Dyes & pigments in basic form	41	14161730	3790772	-25722	3113	2709943	17310035
20113	Manufacture of inorganic acids & bases	35	17663681	1892392	677838	4935	2636288	20268547
20114	Chemical elements & other inorganic compounds	2	5795	640	427	25	2844	7593
20115	Basic organic chemicals	46	28388296	1026973	190535	7127	3609124	54421540
20119	Others n.e.c.	20	50215303	112063	85471	608	1102600	52873179
2012	Fertilizers & nitrogen compounds	23	307849147	34780754	774201	13034	23163762	144583711
20121 &	Fertilizers							
20122	Nitrogen products	23	307849147	34780754	774201	13034	23163762	144583711
2013	Plastics & synthetic rubber	137	17721947	1442791	-76487	6358	2168771	59052693
20131	Plastics in primary forms	137	17721947	1442791	-76487	6358	2168771	59052693
202	Other chemical products	560	50393431	14492314	14352128	33652	22486452	166223153
2021	Pesticides/ agrochemical products etc	63	4928649	435226	1145774	4422	1404210	24249522
20211	Insecticides/ fungicides/ herbicides	61	4892936	435226	1145013	4341	1389274	23928153
20219	Other agrochemical products n.e.c.	2	35713		760	81	14935	321369
2022	Paints, varnishes & printing ink etc.	133	11046486	2868847	10902588	6825	3631722	43308835
20221	Paints & varnishes etc	123	10525844	2849995	10812276	6320	3533632	40878886
20225	Caulking compounds etc	2	10412			55	6418	116007
20227	Printing ink	8	510230	18852	90312	450	91673	2313943
2023	Soap, perfumes & toilet preparations	229	25543609	10631877	2496539	13225	14849848	84059480
20232	Soap	139	11257322	8043914	617551	5945	6463930	39350191
20234	Detergent, dish-washing preparation etc	19	3128519	168932	495740	1665	1931743	14140976
20235	Cleaning & polishing products	10	79926	3379	2953	160	53425	195393
20236 &	Perfumes & toilet preparations							
20239	Others n.e.c.	61	11077842	2415653	1380295	5455	6400750	30372919
2029	Other chemical products n.e.c.	135	8874688	556364	-192773	9180	2600672	14605316
20291	Propellant powders/ explosives	29	919829	238875	16287	913	620912	1456983
20292 &	Gelatine/ glues & prepared adhesives							
20293	Aromatic/odoriferous/distilled waters products	47	3580910	47246	-317734	2763	736424	7100057
20294	Photographic plates, films etc	3	607521	139906	2677	478	201629	189305
20298	Matches	24	1150135	115750	61506	1918	334010	1773589
20299	Others n.e.c.	32	2616292	14587	44491	3108	707696	4085381
203	Man-made fibres	8	3861372	123578	-220946	1577	474949	5572333
2030	Man-made fibres	8	3861372	123578	-220946	1577	474949	5572333
20301	Synthetic or artificial filament tow	3	372242	6214	-7944	114	72812	1028225
20303	Synthetic or artificial filament yarn	5	3489130	117364	-213002	1463	402137	4544108
21	BASIC PHARMACEUTICAL PRODUCTS	608	113168047	21117580	3916560	92080	64156274	288860727
210	Pharmaceuticals	608	113168047	21117580	3916560	92080	64156274	288860727
2100	Pharmaceuticals	608	113168047	21117580	3916560	92080	64156274	288860727
21001	Medicinal active substances	535	94136139	14375362	5508586	84575	61073023	266464554
21003	Medicaments/ homeopathic preparations	57	16100831	6640768	-1742437	6634	2612484	19697318
21009	Other such activities n.e.c.	16	2931077	101450	150411	871	470767	2698854

TABLE-2.0 **SUMMARY STATISTICS** **PAKISTAN**

2015-16

Value in '000' Rs

Value of production at Producer Price	Census value added at producer prices	Census value added at factor cost	Contribution to GDP at market prices	Contribution to GDP at producer prices	Contribution to GDP at basic prices	Contribution to GDP at factor cost	Industry Code
10	11	12	13	14	15	16	1
109221922	35470189	35182902	34019902	31633665	31451661	31346378	1702
104887872	33752052	33649547	32108908	30052199	30048635	29949694	17021
4334050	1718137	1533355	1910994	1581466	1403026	1396684	17022
12391331	5551646	5325084	4892842	4589614	4364002	4363052	1709
7300112	3533248	3375759	3345128	3072388	2915734	2914898	17091
5091219	2018397	1949325	1547714	1517226	1448268	1448154	17099
62925762	24269453	23990187	23496605	20447909	20250651	20168643	18
62925762	24269453	23990187	23496605	20447909	20250651	20168643	181
62617693	24147426	23868160	23377783	20329087	20131829	20049821	1811
18840035	9167503	9167503	6791462	6774517	6774517	6774517	18111
10737394	3634510	3628027	3267217	3157468	3162803	3150985	18112
11725422	5054336	5051467	6526016	4919336	4919336	4916467	18113
911574	302637	300126	274607	274607	274607	272096	18114
20338131	5958037	5690646	6490623	5175645	4973051	4908254	18115
65136	30402	30390	27858	27515	27515	27503	18119
308069	122027	122027	118822	118822	118822	118822	1812
							18121 &
							18123 &
308069	122027	122027	118822	118822	118822	118822	18124
743210478	188706368	98691830	395283859	188995911	185500482	98981373	19
743210478	188706368	98691830	395283859	188995911	185500482	98981373	192
743210478	188706368	98691830	395283859	188995911	185500482	98981373	1920
682985494	165832795	75956993	372862141	167799120	164361491	77923317	19201
							19203 &
60173164	22851110	22712374	22400285	21175358	21117558	21036622	19205
51820	22463	22463	21433	21433	21433	21433	19207
857084234	314188064	341473970	290405235	227992351	255707905	255278258	20
551273968	180173283	208157996	174800660	135380986	163494433	163365698	201
228380790	60916509	60582005	60404660	48113252	47823673	47778749	2011
38127872	15544485	15537810	11921628	11821256	11821256	11814580	20111
28117351	10807316	10793201	9432585	8656913	8644356	8642799	20112
30740274	10471728	10430083	11019957	9180826	9174508	9139181	20113
15288	7695	7687	6870	6870	6870	6862	20114
71643286	17221747	16973989	20931159	13996953	13750496	13749195	20115
59736717	6863538	6839236	7092460	4450434	4426186	4426132	20119
249771516	105187805	133827453	96991418	76086159	104727510	104725807	2012
							20121 &
249771516	105187805	133827453	96991418	76086159	104727510	104725807	20122
73121663	14068970	13748538	17404582	11181575	10943251	10861143	2013
73121663	14068970	13748538	17404582	11181575	10943251	10861143	20131
299271814	133048662	132361427	114832570	91921003	91534626	91233768	202
37095647	12846125	12629390	11744110	10979830	10799350	10763095	2021
36729926	12801774	12585208	11706904	10942625	10762145	10726060	20211
365720	44351	44182	37205	37205	37205	37035	20219
70318340	27009505	26929117	25490485	21731497	21670977	21651109	2022
67345821	26466935	26449616	25031993	21299010	21286737	21281690	20221
147959	31952	31952	19620	19620	19620	19620	20225
2824560	510617	447549	438872	412867	364620	349799	20227
166985098	82925618	82824897	67403431	50153200	50118674	50052479	2023
75100408	35750217	35734680	24511350	22314546	22318552	22299009	20232
29444791	15303816	15271386	13094416	7636985	7605187	7604555	20234
438802	243408	243408	197678	166216	166216	166216	20235
							20236 &
62001097	31628177	31575423	29599986	20035454	20028719	19982699	20239
24872730	10267414	9978022	10194545	9056476	8945625	8767084	2029
3421146	1964163	1963189	2354904	1830778	1830778	1829804	20291
							20292 &
11918751	4818694	4683335	4578773	4323951	4250043	4188593	20293
597630	408325	387841	394185	297507	280490	277023	20294
2716087	942498	930958	994479	878281	868665	866741	20298
6219116	2133735	2012700	1872204	1725958	1715649	1604923	20299
6538452	966119	954548	772005	690362	678845	678791	203
6538452	966119	954548	772005	690362	678845	678791	2030
1351225	323000	311429	330073	296902	285385	285331	20301
5187227	643119	643119	441932	393460	393460	393460	20303
512215450	223354724	222267624	160753150	159143599	158782993	158056499	21
512215450	223354724	222267624	160753150	159143599	158782993	158056499	210
512215450	223354724	222267624	160753150	159143599	158782993	158056499	2100
475929211	209464656	208411480	151203704	149909712	149560510	148856536	21001
31945879	12248560	12226218	8120111	8109862	8107289	8087519	21003
4340361	1641507	1629926	1429335	1124025	1115194	1112444	21009

TABLE-2.0 **SUMMARY STATISTICS** **PAKISTAN**

2015-16

Value in '000' Rs

Industry Code	Industry Major Groups & Industries	No. of establishments	Value of fixed assets at the end of the year	Additions / altrations made during the year (GFCF)	Changes in stocks	Average daily persons engaged (No.)	Employment cost	Industrial cost
1	2	3	4	5	6	7	8	9
22	RUBBER AND PLASTICS PRODUCTS	1201	94279571	9055595	1097280	46465	13560114	161210880
221	Rubber products	129	12052121	1813051	-2192442	10243	4046321	22188519
2211	Rubber tyres & tubes	22	8576318	1538998	-1819214	6749	3066433	15911624
22111	Rubber tyres	20	8568093	1538584	-1819214	6725	3060313	15889976
22112	Inner tubes for tyres	2	8225	414		24	6120	21648
2219	Other rubber products	107	3475803	274053	-373228	3494	979888	6276896
22191	Other products of rubber	107	3475803	274053	-373228	3494	979888	6276896
222	Plastics products	1072	82227450	7242544	3289721	36222	9513794	139022361
2220	Plastics products	1072	82227450	7242544	3289721	36222	9513794	139022361
22201	Plastic products for packing of goods	614	76242448	6900178	2912050	26336	7870759	127873049
22202	Builders' plastics ware	67	1073454	42703	210428	1902	334335	2558674
22203	Plastic tableware, kitchenware etc	202	1910141	36600	57277	3625	638367	3002361
22209	Other diverse plastic products	189	3001406	263063	109967	4359	670332	5588277
23	OTHER NON-METALLIC MINERAL PRODUCTS	12866	408451138	26615133	-1846110	453942	87683725	310942342
231	Glass & glass products	96	22832873	2372342	1029233	7158	6671623	25751221
2310	Glass & glass products	96	22832873	2372342	1029233	7158	6671623	25751221
23101	Flat glass/ glass paving blocks	48	21602497	2165337	591016	5544	6167272	22711643
23102	Glass mirror/ bottle/ drinking glass	17	548058	166811	407594	774	194691	1625882
23103	Pharmaceutical glassware etc.	9	366274	15689	-17533	363	222854	686494
23109	Others glass products n.e.c.	22	316045	24506	48156	477	86806	727202
239	Non-metallic mineral products n.e.c.	12770	385618264	24242790	-2875344	446784	81012102	285191120
2391	Refractory products	5	39657	9	-10664	102	15967	57608
23912	Manufacture of refractory ceramic goods	5	39657	9	-10664	102	15967	57608
2392	Clay building materials	10095	97423262	6046458	738017	379743	48775280	123853703
23921	Ceramic tiles, mosaic cubes etc.	4	4125511	166931	41551	2237	1076806	4189100
23922	Non-refractory clay building materials	10053	93060882	5877996	803301	376859	47608269	119112287
23923	Ceramic sanitary fixtures	38	236869	1530	-106835	647	90206	552316
2393	Other porcelain & ceramic products	175	6347937	31300	-188908	5567	1124609	6556000
23931	Ceramic tableware & domestic articles	168	5162994	13883	-115988	4971	839305	6022545
23932	Electrical fittings of ceramics etc.	2	1122600	17418	-66551	495	270668	511284
23939	Other porcelain & ceramic products	5	62342		-6368	101	14635	22172
2394	Cement, lime & plaster	77	261678231	16624336	-3569063	24246	25056613	127086070
23941	Clinkers & hydraulic cement	21	261413687	16624336	-3574124	23403	24872429	126144220
23943	Plasters of calcined gypsum/ sulphate	56	264544		5061	843	184184	941850
2395	Articles of concrete, cement & plaster	1088	10739960	883750	197647	18343	3100175	14532766
23951 &	Precast concrete, cement or stone							
23952	Structural component of cement, concrete	1008	10316006	788543	204034	16937	2914026	14042750
23959	Other articles of concrete or cement	80	423954	95206	-6387	1406	186149	490016
2396	Cutting, shaping & finishing of stone	1310	9144412	615845	-68918	18327	2854627	12644842
23961	Cutting, shaping & finishing of stone	1310	9144412	615845	-68918	18327	2854627	12644842
2399	Other non-metallic mineral products	20	244805	41093	26544	456	84831	460131
23991	Millstones/abrasive products and polishing	7	63845	2575	-62	88	14628	47380
23993	Mineral insulating materials	2	1850		-1760	20	2400	4352
23995 &	Articles of asphalt etc							
23999	Manufacture of other such products n.e.c.	11	179110	38518	28366	348	67803	408399
24	BASIC METALS	943	184194694	25297531	11665163	39501	14760588	370829221
241	Basic iron & steel	662	178036257	24906360	11066706	34286	13555371	359823474
2410	Basic iron & steel	662	178036257	24906360	11066706	34286	13555371	359823474
24102 &	Pig iron/spiegeleisen/ferro-alloys & ferrous products							
24103	Pure iron, granular iron & iron powder	2	199236	35254	-4219	212	215315	529893
24104	Remelting of scrap ingot of iron/ steel	77	10807800	558653	2733833	3801	1169114	28557490
24106	Hot/cold-rolled products of steel	457	110114574	15323095	2651404	22161	7462070	272890569
24108	Welded tubes & pipes of steel	108	56381959	8989358	5676712	7784	4656729	57189230
24109	Others n.e.c.	18	532688		8976	328	52144	656292
242	Basic precious & non-ferrous metals	108	2718243	178954	648717	2434	603271	6981353
2420	Basic precious & non-ferrous metals	108	2718243	178954	648717	2434	603271	6981353
24202	Aluminium & alloys	63	1895628	178603	607807	1605	421786	5260965
24203	Lead, zinc, tin & alloys from ores	4	4734	154	986	53	8566	12404
24205	Copper alloys	39	816679	196	39924	743	161286	1602520
24206	Chrome, manganese, nickel & alloys etc	2	1201			33	11632	105464
243	Casting of metals	173	3440195	212217	-50260	2781	601946	4024393
2431	Casting of iron & steel	163	3405820	212217	-50260	2668	587513	3954401
24311	Casting of iron	126	1539103	36921	-95801	1744	307220	2247721
24312	Casting of steel	37	1866717	175295	45541	924	280293	1706680
2432	Casting of non-ferrous metals	10	34375			113	14432	69992
24324	Casting of precious metal castings	10	34375			113	14432	69992
25	FABRICATED METAL PRODUCTS	1775	46737329	3034497	-267146	34754	7962736	58727136
251	Structural metal products etc	435	28582202	1578952	-1256807	8177	1680968	20005480
2511	Structural metal products	387	27313605	1400250	-1289433	6910	1361665	17999930
25111	Metal framework/ skeleton etc	27	10540072	106403	-1103526	1413	355068	7155301
25112	Metal door, window, shutter, gates etc	305	4130939	517134	200371	4138	715185	5314574
25119	Others n.e.c.	55	12642594	776713	-386278	1359	291413	5530056

TABLE-2.0 **SUMMARY STATISTICS** **PAKISTAN**

2015-16

Value in '000' Rs

Value of production at Producer Price	Census value added at producer prices	Census value added at factor cost	Contribution to GDP at market prices	Contribution to GDP at producer prices	Contribution to GDP at basic prices	Contribution to GDP at factor cost	Industry Code
10	11	12	13	14	15	16	1
225572870	64361990	63737821	70238387	59145574	58712707	58521405	22
34940819	12752300	12740711	14029797	11406924	11406005	11395335	221
24045472	8133848	8133125	9349934	7094883	7094334	7094159	2211
24007153	8117177	8116504	9335707	7080656	7080107	7079982	22111
38319	16671	16621	14227	14227	14227	14177	22112
10895347	4618452	4607587	4679862	4312041	4311671	4301175	2219
10895347	4618452	4607587	4679862	4312041	4311671	4301175	22191
190632050	51609689	50997109	56208590	47738650	47306703	47126070	222
190632050	51609689	50997109	56208590	47738650	47306703	47126070	2220
173748146	45875097	45253836	50791045	42602483	42129357	41981221	22201
3603528	1044855	1029006	1000214	957582	943177	941733	22202
5258857	2256495	2234195	2132433	2107422	2102539	2085121	22203
8021519	2433242	2480072	2284898	2071165	2131630	2117995	22209
662630923	351688582	341993582	381772129	326732673	317759594	317037674	23
45095066	19343845	19284256	18689004	16014434	15980818	15954845	231
45095066	19343845	19284256	18689004	16014434	15980818	15954845	2310
40314175	17602532	17579939	16761187	14475222	14468059	14452629	23101
2443048	817166	816599	1028080	720523	720523	719955	23102
1144219	457725	433750	456822	380439	357414	356464	23103
1193623	466421	453969	442915	438249	434822	425797	23109
617535857	332344737	322709326	363083125	310718240	301778776	301082829	239
80174	22566	22474	21712	21712	21712	21620	2391
80174	22566	22474	21712	21712	21712	21620	23912
269343664	145489961	145246162	142009241	139447810	139761932	139204011	2392
6268962	2079862	2079862	2575741	1544240	1544240	1544240	23921
262185525	143073238	142831691	139109982	137590926	137907068	137349379	23922
889177	336861	334609	323517	312644	310624	310392	23923
10898063	4342063	4332467	4297468	4099939	4098165	4090343	2393
9795032	3772487	3762957	3621439	3596722	3594948	3587191	23931
1034033	522750	522750	645659	472846	472846	472846	23932
68998	46826	46760	30371	30371	30371	30305	23939
286824430	159738360	150429479	195491160	146137511	136828631	136828631	2394
284981689	158837470	149528616	194685478	145332840	136023987	136023987	23941
1842740	900890	900863	805681	804671	804644	804644	23943
24929095	10396329	10395838	9700939	9556955	9612486	9556464	2395
24022095	9979345	9979486	9315213	9171229	9226760	9171370	23951 & 23952
907001	416984	416352	385726	385726	385726	385093	23959
24548531	11903689	11843327	11102446	11060740	11065021	11000377	2396
24548531	11903689	11843327	11102446	11060740	11065021	11000377	23961
911900	451769	439580	460159	393573	390830	381384	2399
73508	26128	26190	20464	20464	20526	20526	23991
10819	6467	6452	5860	5860	5860	5845	23993
827573	419174	406938	433835	367249	364444	355013	23995 & 23999
492108947	121279726	117910306	132371002	110169516	107293870	106800096	24
474383135	114559661	111295271	125102604	103955087	101123033	100690697	241
474383135	114559661	111295271	125102604	103955087	101123033	100690697	2410
1189943	660050	658364	762023	585237	585237	583551	24102 & 24103
38213580	9656090	9556906	9455326	8727329	8655098	8628146	24104
354018422	81127853	78836937	87123941	75001179	73036252	72710264	24106
79630249	22441018	21574561	27094809	18976925	18187743	18110468	24108
1330942	674650	668502	666506	664416	658704	658268	24109
10739643	3758290	3681717	4376240	3610770	3567226	3534198	242
10739643	3758290	3681717	4376240	3610770	3567226	3534198	2420
7887957	2626992	2556147	3253494	2489076	2446890	2418230	24202
24656	12252	12247	12227	11611	11611	11606	24203
2669890	1067370	1063552	1059536	1059101	1059101	1055283	24205
157140	51676	49772	50983	50983	49624	49079	24206
6986169	2961775	2933318	2892158	2603659	2603611	2575202	243
6878880	2924479	2896073	2856760	2568261	2568212	2539856	2431
4006026	1758305	1731188	1655592	1652095	1652046	1624978	24311
2872854	1166173	1164885	1201168	916166	916166	914878	24312
107289	37297	37245	35398	35398	35398	35346	2432
107289	37297	37245	35398	35398	35398	35346	24324
96805573	38078437	37825069	36219510	34768828	34683144	34515460	25
31192078	11186598	11022555	10917805	10306260	10226528	10142218	251
28059945	10060015	9914566	9835365	9347798	9282232	9202349	2511
11449617	4294316	4281298	4343759	3904530	3900578	3891513	25111
8657009	3342435	3238045	3123241	3111707	3045026	3007317	25112
7953320	2423264	2395222	2368365	2331561	2336628	2303519	25119

TABLE-2.0 **SUMMARY STATISTICS** **PAKISTAN**

2015-16

Value in '000' Rs

Industry Code	Industry Major Groups & Industries	No. of establishments	Value of fixed assets at the end of the year	Additions / altrations made during the year (GFCF)	Changes in stocks	Average daily persons engaged (No.)	Employment cost	Industrial cost
1	2	3	4	5	6	7	8	9
2512	Tanks, reservoirs & containers of metal	39	717951	83288	2818	867	175884	1284479
25121	Reservoirs, tanks & containers of metal	6	20949			159	34296	176035
25122	Metal containers for gas	31	694484	83288	2818	685	136873	1102326
25123	Central heating boilers & radiators	2	2519			23	4715	6118
2513	Steam generators	9	550646	95414	29809	400	143419	721071
25131	Steam/ vapour generator, condenser etc	6	464994	89932	14035	260	88116	335804
25132	Parts for marine or power boilers/ nuclear reactors etc.	3	85652	5482	15774	140	55303	385267
252	Weapons & ammunition	38	777061	336314	27039	1377	549770	1945422
2520	Weapons & ammunition	38	777061	336314	27039	1377	549770	1945422
25201 &	Heavy weapons							
25202	Small arms	38	777061	336314	27039	1377	549770	1945422
259	Other fabricated metal products	1302	17378066	1119231	962622	25200	5731997	36776234
2592	Treatment & coating of metals	5	32736		8	67	9077	20810
25921 &	Plating, anodizing, s&blasting etc.							
25922	Colouring/engraving, non-metallic coating metals	5	32736		8	67	9077	20810
2593	Cutlery, h& tools & general hardware	452	8702216	562791	-236559	10216	2757368	15736589
25931	Cutlery	245	1486719	11372	-180214	3710	544747	1743536
25932	Knives, h& tools, saw blades etc	133	6317506	548799	-19789	5434	2059990	13337850
25933	Padlocks, locks, keys, hinges etc	57	670767	1998	-25230	799	116275	519068
25934	Other tools of such nature n.e.c.	17	227225	622	-11325	273	36358	136135
2599	Other fabricated metal products n.e.c.	845	8643114	556441	1199173	14917	2965552	21018835
25991	Cans, drums, buckets, boxes, tins etc	95	2014276	163307	89572	2064	399170	2427892
25992	Uninsulated or insulated metal cable	4	5353	335	-669	92	20073	125580
25993	Nails, bolts, screws, nuts, chains etc.	118	832379	73557	-14069	1493	212688	1927885
25994	Metal household articles	307	2354699	107782	1336621	4987	714911	7097381
25995	Metal goods for office use	48	455869	12518	45152	1265	214908	952853
25996	Safes, strongboxes, armoured doors etc.	85	367132	4985	-75550	976	134807	706015
25997	Various metal articles	106	1755745	101515	-245962	2142	848964	4555844
25999	Others n.e.c.	82	857662	92441	64079	1898	420031	3225386
26	COMPUTER, ELECTRONIC AND OPTICAL PRODUCTS	38	9567409	383093	-677809	5284	2159406	11222207
261	Electronic components & boards	8	557203	13347	37248	652	137974	1221668
2610	Electronic components & boards	8	557203	13347	37248	652	137974	1221668
26101 &	Capacitors, resistors, microprocessors							
26109	Others n.e.c.	8	557203	13347	37248	652	137974	1221668
263	Communication equipment	7	1983046	326224	-896497	1406	751715	5322275
2630	Communication equipment	7	1983046	326224	-896497	1406	751715	5322275
26301	Telephones pbx, facsimile equipment etc	2	1948319	324624	-894736	1331	744898	5291768
26303	Cable television equipment, antenna etc	5	34727	1600	-1760	75	6817	30507
264	Consumer electronics	8	716453	35692	110942	1297	590592	3407261
2640	Consumer electronics	8	716453	35692	110942	1297	590592	3407261
26402	Televisions, monitors & displays	2	336193	29170	91224	428	373199	3060288
26409	Others n.e.c.	6	380260	6522	19718	869	217393	346973
265	Measuring equipment; watches/ clocks	13	6280197	7830	34074	1819	658996	862433
2651	Measuring, navigating/ control equipment	9	6232838	7830	33121	1757	647714	818287
26514	Measuring & control equipment	2	8348	138	720	42	8064	55510
26516	Scales, balances & laboratory apparatus	2	5734998		-134126	1156	474804	197272
26519	Manufacture of others n.e.c.	5	489492	7692	166527	559	164846	565505
2652	Watches & clocks	4	47359		953	62	11282	44146
26521	Watches & clocks	4	47359		953	62	11282	44146
266 &	Electro medical/ electrotherapeutic equipment							
268	Magnetic & optical media	2	30510		36424	110	20128	408570
2660 &	Irradiation, electro medical equipment							
2680	Magnetic & optical media	2	30510		36424	110	20128	408570
26602 &	Electro medical/ electrotherapeutic equipment							
26801	Audio & video tapes/ cassettes	2	30510		36424	110	20128	408570
27	ELECTRICAL EQUIPMENT	768	72779587	12878611	4818463	42852	19151878	182638235
271	Electric motor, generator, transformer	148	26169876	2462141	-248253	15687	6002994	46467151
2710	Electric motors, generators, transformers etc.	148	26169876	2462141	-248253	15687	6002994	46467151
27101	Electric transformers	23	20303796	2009035	925798	8542	2779215	21761514
27102	Electric motors/ power generators etc	19	188574	17217	-1746	612	202640	7517102
27103	Electric power distribution panel etc.	64	4859298	423188	-962205	5680	2869058	16091132
27104	Switchboard apparatus, fuses, switches	2	20027		-3250	94	23379	153691
27109	Others n.e.c.	40	798181	12701	-206850	759	128702	943712
272	Batteries & accumulators	24	10788630	2007313	2410995	4127	5355569	57017914
2720	Batteries & accumulators	24	10788630	2007313	2410995	4127	5355569	57017914
27203	Lead acid/ lithium/ dry/ wet batteries	24	10788630	2007313	2410995	4127	5355569	57017914
273	Wiring & wiring devices	120	13483398	1906106	1811470	6410	4015466	45838994
2731 &	Fibre optic cables							
2732	Other electric wires & cables	120	13483398	1906106	1811470	6410	4015466	45838994
27310 &	Fibre optic cable for data transmission etc.							
27320	Insulated wire & cable	120	13483398	1906106	1811470	6410	4015466	45838994
274	Electric lighting equipment	43	1107586	-139090	-794983	2120	533597	3169992
2740	Electric lighting equipment	43	1107586	-139090	-794983	2120	533597	3169992
27401	Lamps, bulbs, ch&eliers,lanterns etc.	14	1002609	-139090	-796493	1731	489315	3098119
27409	Others n.e.c.	29	104978		1510	389	44281	71873

TABLE-2.0 **SUMMARY STATISTICS** **PAKISTAN**

2015-16

Value in '000' Rs

Value of production at Producer Price	Census value added at producer prices	Census value added at factor cost	Contribution to GDP at market prices	Contribution to GDP at producer prices	Contribution to GDP at basic prices	Contribution to GDP at factor cost	Industry Code
10	11	12	13	14	15	16	1
1949067	664588	664271	595728	574951	574951	574634	2512
318002	141966	141951	137788	137788	137788	137773	25121
1616069	513743	513442	450212	429435	429435	429134	25122
14996	8878	8878	7728	7728	7728	7728	25123
1183066	461995	443718	486712	383511	369345	365234	2513
537294	201490	199904	221194	175646	175375	174060	25131
645772	260505	243814	265518	207865	193970	191174	25132
3324210	1378788	1340049	1363435	1327466	1289183	1288727	252
3324210	1378788	1340049	1363435	1327466	1289183	1288727	2520
3324210	1378788	1340049	1363435	1327466	1289183	1288727	25201 & 25202
62289285	25513052	25462465	23938269	23135102	23167434	23084515	259
37232	16422	16399	14157	14157	14157	14134	2592
37232	16422	16399	14157	14157	14157	14134	25921 & 25922
28374038	12637449	12627425	11717106	11165939	11165612	11155915	2593
3406660	1663124	1654858	1565872	1541433	1541153	1533168	25931
23753551	10415701	10415333	9615630	9090062	9090095	9089694	25932
949743	430675	429521	411089	410570	410601	409417	25933
264084	127950	127713	124515	123873	123763	123636	25934
33878015	12859180	12818641	12207007	11955006	11987665	11914467	2599
4275963	1848071	1823381	1779577	1750365	1750192	1725675	25991
143144	17564	17564	14385	14385	14385	14385	25992
3048307	1120422	1111692	1165855	1040203	1040203	1031472	25993
11909003	4811622	4829600	4621299	4566072	4590735	4584050	25994
1596892	644039	642504	551922	550918	550918	549383	25995
1208415	502400	520067	472379	471723	490016	489390	25996
7184641	2628797	2599732	2473410	2434342	2433717	2405277	25997
4511651	1286265	1274101	1128179	1126997	1117499	1114833	25999
17402795	6180588	6046842	5950725	5455529	5352013	5321784	26
1832714	611046	505179	657769	578885	494293	473018	261
1832714	611046	505179	657769	578885	494293	473018	2610
1832714	611046	505179	657769	578885	494293	473018	26101 & 26109
8347213	3024938	3024889	2627849	2623374	2623374	2623325	263
8347213	3024938	3024889	2627849	2623374	2623374	2623325	2630
8296804	3005036	3005036	2611014	2611014	2611014	2611014	26301
50409	19902	19853	16834	12359	12359	12310	26303
4970829	1563568	1544643	1830197	1418709	1399784	1399784	264
4970829	1563568	1544643	1830197	1418709	1399784	1399784	2640
3985451	925163	925163	1206460	794972	794972	794972	26402
985378	638405	619480	623737	623737	604812	604812	26409
1707493	845060	836155	728828	728479	728479	719574	265
1628553	810265	810265	694953	694658	694658	694658	2651
107400	51890	51890	51333	51114	51114	51114	26514
423226	225953	225953	168805	168729	168729	168729	26516
1097927	532422	532422	474815	474815	474815	474815	26519
78940	34794	25889	33875	33822	33822	24917	2652
78940	34794	25889	33875	33822	33822	24917	26521
544546	135976	135976	106083	106083	106083	106083	266 & 268
544546	135976	135976	106083	106083	106083	106083	2660 & 2680
544546	135976	135976	106083	106083	106083	106083	26602 & 26801
257950025	75311790	74628778	85955352	54893898	54341655	54210886	27
69614081	23146929	23074705	24115736	16839927	16787315	16767702	271
69614081	23146929	23074705	24115736	16839927	16787315	16767702	2710
35370154	13608639	13602530	14414553	10150385	10150385	10144276	27101
8913729	1396626	1387158	1272841	1251393	1242578	1241925	27102
23703906	7612774	7556391	7950171	4969420	4925642	4913037	27103
275714	122023	121878	119716	112416	112416	112271	27104
1350579	406866	406748	358454	356312	356294	356193	27109
78319817	21301904	21268743	29683035	15019182	15004283	14986021	272
78319817	21301904	21268743	29683035	15019182	15004283	14986021	2720
78319817	21301904	21268743	29683035	15019182	15004283	14986021	27203
59169763	13330770	13098562	17886498	10017634	9787643	9785426	273
59169763	13330770	13098562	17886498	10017634	9787643	9785426	2731 & 2732
59169763	13330770	13098562	17886498	10017634	9787643	9785426	27310 & 27320
4268334	1098342	1014191	1489796	833892	750856	749740	274
4268334	1098342	1014191	1489796	833892	750856	749740	2740
4113425	1015306	932283	1409914	756145	673248	673122	27401
154909	83036	81908	79883	77746	77608	76618	27409

TABLE-2.0 **SUMMARY STATISTICS** **PAKISTAN**

2015-16

Value in '000' Rs

Industry Code	Industry Major Groups & Industries	No. of establishments	Value of fixed assets at the end of the year	Additions / altrations made during the year (GFCF)	Changes in stocks	Average daily persons engaged (No.)	Employment cost	Industrial cost
1	2	3	4	5	6	7	8	9
275	Domestic appliances	409	20450130	6638553	1638766	14048	3147518	29748953
2750	Domestic appliances	409	20450130	6638553	1638766	14048	3147518	29748953
27501	Domestic electric appliances	357	19968970	6621306	1655402	12595	2913012	29107204
27502	Domestic electrothermic appliances	6	144181	7070	4430	634	96816	150424
27503	Domestic non-electric cooking equipment	46	336979	10177	-21066	819	137690	491325
279	Other electrical equipment	24	779965	3589	468	460	96735	395232
2790	Other electrical equipment	24	779965	3589	468	460	96735	395232
27901	Battery chargers & electrical bells etc	4	155649	1500	1200	67	12040	96510
27909	Others n.e.c.	20	624316	2089	-732	393	84695	298722
28	MACHINERY AND EQUIPMENT N.E.C.	875	46175164	9007766	199474	24654	8165809	68201811
281	General-purpose machinery	384	33038503	7954353	-82633	12818	4393515	27822305
2811	Engines & turbines	5	36450		13124	52	7726	30680
28112	Turbines & parts etc	5	36450		13124	52	7726	30680
2813	Other pumps, compressors, taps & valves	164	15413108	323086	90319	4823	2177440	13687331
28131	Air or vacuum pumps/ compressors	2	8644301	7537	-154618	560	146009	1346168
28132	Pumps for liquids	112	3718873	254140	263280	3593	1925953	11336309
28133	Pumps for engines/ motor vehicle pumps	11	86783	1711	1925	139	20063	116431
28134	Industrial taps/ valves & h& pump etc	39	2963151	59698	-20268	531	85415	888424
2814	Bearings, gears, gearing etc	6	50576		-5450	109	14650	58424
28143	Gears, pulleys & transmission chain etc	6	50576		-5450	109	14650	58424
2815 &	Ovens, furnaces & furnace burners							
2816	Lifting & h&ling equipment	40	208963	32982	-2621	453	49085	858220
28151 &	Electrical & other furnaces, ovens,burners etc.							
28161	Lifting, h&ling, loading machinery	40	208963	32982	-2621	453	49085	858220
2819	Other general-purpose machinery	169	17329406	7598285	-178005	7381	2144615	13187650
28191	Industrial freezing equipment etc.	22	838278	42722	-51725	1031	287103	4870823
28192	Weighing, packing & wrapping machinery	18	143033	1115	1173	225	32589	128398
28193	Filtering or purifying machinery	16	171909	669	-453	237	42787	176474
28198	Parts for general-purpose machinery	69	378024		132	1533	374859	2413991
28199	Others n.e.c.	44	15798161	7553780	-127132	4355	1407276	5597965
282	Special-purpose machinery	491	13136661	1053413	282107	11836	3772294	40379506
2821	Agricultural & forestry machinery	349	8683707	779629	277387	7429	2769672	34387374
28211	Tractors	16	2683287	442621	333323	2046	1919948	26946541
28213	Agricultural trailers or semi-trailers	28	379254	67532	-7352	404	52371	311518
28214	Soil preparation, planting machinery	49	480450	17145	-32595	578	82893	892934
28215 &	Harvesting or threshing machinery							
28216 &	Milking machines							
28217	Spraying machinery	57	633243	17548	-6786	733	102729	486689
28219	Diverse agricultural machinery	199	4507473	234783	-9204	3668	611732	5749692
2822	Metal-forming machinery & machine tools	34	500761	6773	-7110	529	125642	589080
28222	Tools for grinding, drilling, boring	18	393368	10	-8124	322	96928	509908
28223	Stamping or pressing machine tools	9	35645	6630	-2834	109	12328	41114
28224	Hydraulic presse/ forging machine etc.	5	18943		-1263	52	7493	18760
28227	Parts/ accessories for machine tools	2	52805	133	5111	46	8893	19298
2824	Mining/ quarrying/ construction machinery	13	111507	34193	107885	299	79692	771138
28242	Boring, cutting & tunnelling machinery	3	40724	34193	325	88	39059	492951
28243 &	Machinery for treating minerals							
28245 &	Manufacture of earth-moving machinery							
28246	Pile drivers/ mortar spreaders etc.	10	70783		107560	211	40633	278187
2825	Food, beverage & tobacco machinery	29	1150785	145303	-78740	1371	284340	3082724
28253	Grain milling machinery	10	25611		-62982	194	26075	356895
28256	Machinery for extractionof animal/vegetable fats/oils	2	32197		-120	23	2968	14483
28259	Food processing machinery	17	1092977	145303	-15638	1154	255297	2711346
2826	Textile, apparel & leather machinery	63	2648526	86281	-15455	2173	507235	1512237
28261	Textile machinery	35	2022029	85329	-13030	1706	444718	1324533
28262	Equipment for textile machinery	4	135871		-1267	57	6667	21892
28266	Sewing machines	24	490625	952	-1159	410	55850	165812
2829	Other special-purpose machinery	3	41375	1234	-1860	35	5712	36954
28291 &	Machinery for paper pulp,paperboard product etc							
28292	Rubber & plastic products machinery							
28299	Others n.e.c.	3	41375	1234	-1860	35	5712	36954
29	MOTOR VEHICLES, TRAILERS AND SEMI	784	76598733	8479780	8700617	45912	20856669	322237341
291	Motor vehicles	26	29892021	2243514	5887307	8771	8169697	210020766
2910	Motor vehicles	26	29892021	2243514	5887307	8771	8169697	210020766
29101	Passenger cars, commercial busses etc.	21	29654193	2234377	5811143	8383	8084025	209174436
29102 &	Motor vehicle engines, chassis etc.							
29103	Other motor vehicles	5	237828	9137	76164	388	85672	846330
292	Motor vehicle bodies, trailers etc	121	766483	11504	-10005	1547	221610	1377065
2920	Motor bodies, trailers & semi-trailers	121	766483	11504	-10005	1547	221610	1377065
29201	Bodies for motor vehicles	13	3948		-33774	178	21862	72158
29202	Trailers & semi-trailers	108	762535	11504	23770	1369	199748	1304907
293	Parts & accessories for motor vehicles	637	45940229	6224761	2823315	35594	12465361	110839510
2930	Parts & accessories for motor vehicles	637	45940229	6224761	2823315	35594	12465361	110839510
29301	Parts & accessories for motor vehicles	637	45940229	6224761	2823315	35594	12465361	110839510

TABLE-2.0 **SUMMARY STATISTICS** **PAKISTAN**

2015-16

Value in '000' Rs

Value of production at Producer Price	Census value added at producer prices	Census value added at factor cost	Contribution to GDP at market prices	Contribution to GDP at producer prices	Contribution to GDP at basic prices	Contribution to GDP at factor cost	Industry Code
10	11	12	13	14	15	16	1
45908472	16159519	15910084	12548656	11970217	11800159	11720781	275
45908472	16159519	15910084	12548656	11970217	11800159	11720781	2750
44740069	15632865	15385182	12055469	11477264	11307216	11229581	27501
281200	130776	130776	124711	124711	124711	124711	27502
887203	395879	394126	368476	368242	368232	366489	27503
669557	274325	262494	231631	213046	211399	201215	279
669557	274325	262494	231631	213046	211399	201215	2790
167500	70990	70990	64085	64085	64085	64085	27901
502057	203335	191504	167546	148961	147314	137130	27909
103253422	35051611	34843732	33489907	29292719	29222731	29084841	28
45165387	17343082	17290284	14112599	13338991	13309916	13286193	281
55286	24606	24358	23487	23239	23239	22991	2811
55286	24606	24358	23487	23239	23239	22991	28112
23739889	10052557	10039767	8756035	8034219	8023114	8021429	2813
2212596	866428	866428	548391	548391	548391	548391	28131
19922039	8585731	8573137	7680589	6958773	6947668	6946180	28132
252407	135976	135913	133097	133097	133097	133034	28133
1352846	464422	464289	393958	393958	393958	393825	28134
81924	23500	23435	22792	22792	22792	22727	2814
81924	23500	23435	22792	22792	22792	22727	28143
1399851	541631	540904	516313	515992	515993	515265	2815 & 2816
1399851	541631	540904	516313	515992	515993	515265	28151 & 28161
19888437	6700787	6661820	4793973	4742748	4724778	4703781	2819
6325640	1454817	1432902	823458	796138	791745	774223	28191
219612	91214	90929	102215	89632	89611	89347	28192
346195	169721	169638	164743	157918	157907	157835	28193
3589648	1175657	1173180	897332	897332	897332	894854	28198
9407342	3809378	3795170	2806226	2801730	2788184	2787522	28199
58088035	17708529	17553449	19377308	15953729	15912815	15798649	282
48290755	13903381	13822379	15660320	12648223	12611044	12567221	2821
36349308	9402767	9370675	11298848	8338488	8306406	8306396	28211
531126	219608	201929	211973	211942	211895	194262	28213
1461939	569005	566304	543552	542392	539930	539691	28214
833039	346350	342403	327310	326960	324448	323013	28215 & 28216 & 28217
9115343	3365651	3341069	3278637	3228441	3228364	3203859	28219
954388	365308	363151	340408	338074	336413	335917	2822
813811	303903	303698	281117	280317	280317	280112	28222
80314	39200	38933	36916	36916	36916	36649	28223
24613	5854	5829	5507	5507	5507	5482	28224
35650	16352	14691	16868	15335	13674	13674	28227
1136284	365146	362537	259934	259636	259583	257027	2824
641164	148213	148213	62636	62338	62338	62338	28242
495120	216933	214324	197298	197298	197245	194689	28243 & 28245 & 28246
4576191	1493468	1466647	1729558	1361452	1359564	1334632	2825
463291	106397	105714	107719	104937	105050	104255	28253
19810	5327	5117	4647	4647	4647	4437	28256
4093090	1381744	1355816	1617192	1251868	1249867	1225940	28259
3064667	1552430	1509938	1360053	1319307	1319175	1276816	2826
2774269	1449736	1407693	1265764	1225049	1225049	1183007	28261
31162	9270	9120	8390	8390	8324	8240	28262
259236	93424	93125	85899	85868	85801	85569	28266
65750	28796	28796	27036	27036	27036	27036	2829
65750	28796	28796	27036	27036	27036	27036	28291 & 28292 28299
442623038	120385697	107149154	160853747	104603567	91996276	91367024	29
277009057	66988291	56194819	103452727	57665526	46900420	46872054	291
277009057	66988291	56194819	103452727	57665526	46900420	46872054	2910
275784660	66610224	55828479	103116042	57345243	46591740	46563498	29101
1224397	378067	366340	336685	320283	308680	308556	29102 & 29103
2160856	783791	786335	748509	746676	765589	749221	292
2160856	783791	786335	748509	746676	765589	749221	2920
142993	70835	67959	70191	70191	67453	67316	29201
2017863	712956	718376	678318	676485	698136	681905	29202
163453125	52613616	50168000	56652511	46191365	44330268	43745749	293
163453125	52613616	50168000	56652511	46191365	44330268	43745749	2930
163453125	52613616	50168000	56652511	46191365	44330268	43745749	29301

TABLE-2.0 **SUMMARY STATISTICS** **PAKISTAN**

2015-16

Value in '000' Rs

Industry Code	Industry Major Groups & Industries	No. of establishments	Value of fixed assets at the end of the year	Additions / altrations made during the year (GFCF)	Changes in stocks	Average daily persons engaged (No.)	Employment cost	Industrial cost
1	2	3	4	5	6	7	8	9
30	OTHER TRANSPORT EQUIPMENT	181	22448681	5758569	4361875	10403	6154351	95615196
302 &	Railway locomotives & rolling stock							
309	Transport equipment n.e.c.	181	22448681	5758569	4361875	10403	6154351	95615196
3020 &	Railway locomotives & rolling stock							
3091	Motorcycles	170	22355091	5742325	4395372	10208	6125622	94926718
30202 &	Railway or tramway coaches services etc.							
30911	Motorcycles, engines for motorcycles	37	19566131	5518973	4539374	6416	5453881	90257136
30912	Parts & accessories for motorcycles.	133	2788960	223351	-144002	3792	671741	4669582
3092	Bicycles & invalid carriages	11	93590	16244	-33497	195	28729	688478
30921 &	Non-motorized bicycles & parts etc.							
30922	Invalid/baby carriages, their parts/accessories, etc.	11	93590	16244	-33497	195	28729	688478
31	FURNITURE	1462	14553156	1040473	-5637127	22700	5739325	27264840
310	Furniture	1462	14553156	1040473	-5637127	22700	5739325	27264840
3100	Furniture	1462	14553156	1040473	-5637127	22700	5739325	27264840
31001 &	Furniture & fixtures.							
31002	Furniture for shops/churches, schools, restaurants	623	9635543	814426	-5707199	10694	4041850	20479029
31003	manufacture of office furniture	13	35106	25	1662	290	38236	188754
31004	Furniture for kitchen bedrooms etc.	824	4775795	226022	47410	11646	1646334	6499757
31005	Laboratory benches/ laboratory furniture	2	106712		21000	70	12905	97300
32	OTHER MANUFACTURING	1430	27252123	1803036	-1646553	58447	11804190	52078456
321	Jewellery, bijouterie etc	63	207994	25	-429967	1957	462300	1905086
3211	Jewellery & related articles	27	195406	25	-417354	1247	358733	1327446
32113 &	Jewellery, goldsmiths' articles.							
32114	Metal watchs, watch straps & cigarette cases etc.	27	195406	25	-417354	1247	358733	1327446
3212	Imitation jewellery & related articles	36	12588		-12613	710	103567	577640
32121	Costume or imitation jewellery.	36	12588		-12613	710	103567	577640
322	Musical instruments	10	87960		1318	169	27031	53963
3220	Musical instruments	10	87960		1318	169	27031	53963
32201 &	Stringed instruments, harmoniums etc.							
32202	Musical instruments & parts.	10	87960		1318	169	27031	53963
323	Sports goods	382	14277266	1227913	-752925	28590	6514001	22905807
3230	Sports goods	382	14277266	1227913	-752925	28590	6514001	22905807
32301	Foot balls.	120	5592070	961197	-324331	14124	3564908	8902446
32302	Rackets, bats.	31	240922	126	-13597	773	140107	615529
32309	Other sports articles/ equipment etc.	231	8444274	266590	-414997	13693	2808986	13387832
324	Games & toys	13	89404	8129		294	48415	214011
3240	Games & toys	13	89404	8129		294	48415	214011
32401	Dolls, toy animals etc.	13	89404	8129		294	48415	214011
325	Medical & dental instruments & supplies	906	11040957	274408	-553350	24987	4206319	20762761
3250	Medical & dental instruments & supplies	906	11040957	274408	-553350	24987	4206319	20762761
32501	Surgical drapes/ sterile string etc	22	2451190			3395	594804	6817160
32505	Surgical, dental/ veterinary furniture.	6	85839		2475	84	13383	42521
32506	Dental instruments/ orthopaedic devices	46	336668	2893	-119178	1055	179339	570936
32509	Others n.e.c.	832	8167260	271516	-436646	20453	3418792	13332144
329	Other manufacturing n.e.c.	56	1548541	292561	88370	2450	546125	6236828
3290	Other manufacturing n.e.c.	56	1548541	292561	88370	2450	546125	6236828
32902	Brooms & brushes.	24	392045	71134	65577	550	126178	854111
32903	Pens, pencils & stamps etc.	13	720970	207867	-1080	1261	305283	4441157
32909	Others n.e.c.	19	435526	13559	23873	639	114664	941559

TABLE-2.0 **SUMMARY STATISTICS** **PAKISTAN**

2015-16

Value in '000' Rs

Value of production at Producer Price	Census value added at producer prices	Census value added at factor cost	Contribution to GDP at market prices	Contribution to GDP at producer prices	Contribution to GDP at basic prices	Contribution to GDP at factor cost	Industry Code
10	11	12	13	14	15	16	1
126542535	30927339	30015294	36132546	22746268	22051728	21834223	30
126542535	30927339	30015294	36132546	22746268	22051728	21834223	302 & 309
125613812	30687094	29775116	35898768	22513143	21818603	21601165	3020 & 3091
118495411	28238275	27339134	33481927	20247618	19558263	19348476	30202 & 30911
7118400	2448818	2435982	2416841	2265525	2260340	2252689	30912
928723	240246	240178	233778	233125	233125	233058	3092
928723	240246	240178	233778	233125	233125	233058	30921 & 30922
48524222	21259383	21103325	20555572	20036256	19991339	19880199	31
48524222	21259383	21103325	20555572	20036256	19991339	19880199	310
48524222	21259383	21103325	20555572	20036256	19991339	19880199	3100
36216146	15737118	15602711	15532768	15051518	15008807	14917112	31001 & 31002
343226	154472	154383	163504	146188	146137	146099	31003
11819500	5319743	5298531	4807400	4793150	4791345	4771938	31004
145350	48050	47700	51900	45400	45050	45050	31005
95934019	43855563	43695466	40527133	40018397	39910136	39858300	32
3181796	1276710	1276026	1273408	1256741	1256689	1256058	321
2239722	912275	912045	896937	896268	896215	896037	3211
2239722	912275	912045	896937	896268	896215	896037	32113 & 32114
942074	364434	363981	376471	360474	360474	360021	3212
942074	364434	363981	376471	360474	360474	360021	32121
115094	61131	61118	56504	55846	55872	55833	322
115094	61131	61118	56504	55846	55872	55833	3220
115094	61131	61118	56504	55846	55872	55833	32201 & 32202
42426730	19520924	19509672	17782688	17502832	17505381	17491580	323
42426730	19520924	19509672	17782688	17502832	17505381	17491580	3230
18971101	10068655	10086615	9458621	9244758	9266360	9262718	32301
1236339	620809	619903	576520	573481	572699	572574	32302
22219291	8831459	8803153	7747547	7684593	7666323	7656288	32309
348635	134623	134613	122003	122003	122003	121993	324
348635	134623	134613	122003	122003	122003	121993	3240
348635	134623	134613	122003	122003	122003	121993	32401
38808163	18045402	17919988	16587555	16382949	16289450	16257535	325
38808163	18045402	17919988	16587555	16382949	16289450	16257535	3250
11316667	4499507	4499507	4499507	4499507	4499507	4499507	32501
75112	32591	32580	30559	30310	30310	30299	32505
1101807	530871	527802	498637	497796	495364	494727	32506
26314577	12982433	12860100	11558852	11355336	11264269	11233003	32509
11053602	4816774	4794049	4704975	4698026	4680741	4675300	329
11053602	4816774	4794049	4704975	4698026	4680741	4675300	3290
1429251	575140	566775	530835	526621	522815	518256	32902
8274119	3832961	3819135	3794093	3791358	3777878	3777531	32903
1350232	408672	408139	380047	380047	380047	379513	32909

TABLE - 3.0 A **EMPLOYMENT AND EMPLOYMENT COST (ALL EMPLOYEES)** **PAKISTAN**

2015-16

Value in '000' Rs

Industry Code	Major Groups & Industries	No. of establishments	Average daily employment			Employment cost during the year			
			Total	Male	Female	Total	Wages and salaries	Other cash payment	Payments in kind
1	2	3	4	5	6	7	8	9	10
C	**ALL INDUSTIRES**	**42578**	**2301516**	**2207734**	**93781**	**816371461**	**780406360**	**33297959**	**2667143**
10	FOOD PRODUCTS	5597	249685	246639	3046	101171115	98040346	2960834	169935
101	Processing & preserving of meat	22	4507	4496	11	1693439	1624491	68801	146
1010	Processing & preserving of meat	22	4507	4496	11	1693439	1624491	68801	146
10102	Fresh, chilled or frozen meat	10	1586	1581	5	642831	599872	42959	
10104 &	Meat products								
10107	Processing of animal offal	12	2921	2915	6	1050608	1024620	25842	146
102	Processing & preserving of fish	14	393	235	158	76979	73279	2328	1373
1020	Processing/ preserving of fish, molluscs	14	393	235	158	76979	73279	2328	1373
10202	Fish, crustacean & mollusc products	14	393	235	158	76979	73279	2328	1373
103	Processing of fruit/ vegetables	44	2337	2219	118	1900420	1883599	12660	4161
1030	Processing/ preserving of fruit/ vegetables	44	2337	2219	118	1900420	1883599	12660	4161
10302	Preserving of fruit, nuts or vegetables	30	1075	985	90	710727	709299	1428	
10304	Fruit or vegetable juices.	3	133	133		47136	46895	242	
10305	Jams, jellies & marmalades	11	1129	1101	28	1142557	1127406	10990	4161
104	Vegetable & animal oils/ fats	843	32589	32533	57	10726537	10241740	466379	18418
1040	Vegetable & animal oils & fats	843	32589	32533	57	10726537	10241740	466379	18418
10401	Crude / refined vegetable oils	507	23464	23444	20	9808684	9352435	440266	15984
10405	Cotton linters.	205	7114	7094	20	693798	665571	25793	2434
10406	Oilcakes & others	131	2012	1995	17	224055	223735	320	
105	Dairy products	148	14550	14451	99	22550480	21737302	812536	642
1050	Dairy products	148	14550	14451	99	22550480	21737302	812536	642
10501	fresh liquid milk & milk-based drinks	26	11526	11491	35	20840603	20029212	811391	
10504	Butter/ cheese etc.	17	1026	1007	18	229844	229844		
10506	Ice cream & other edible ice.	100	1839	1838	1	1444258	1444258		
10509	Others n.e.c.	5	160	115	45	35775	33988	1145	642
106	Grain mill products, starches etc	3097	74167	74006	162	12438132	12062571	358661	16900
1061	Grain mill products	3094	72004	71854	150	10524402	10434210	73292	16900
10611	Grain milling.	1144	24807	24785	22	4455306	4396922	44444	13940
10612	Rice milling.	1782	44642	44556	85	5606437	5576841	26656	2940
10613	Vegetable milling	166	2328	2289	39	353143	350931	2193	20
10614	Cereal breakfast foods	2	228	224	4	109516	109516		
1062	Starches & starch products	3	2163	2151	12	1913730	1628361	285369	
10621 &	Starches from rice, potatoes, maize etc.								
10623	Glucose/ glucose syrup etc	3	2163	2151	12	1913730	1628361	285369	
107	Other food products	1245	104000	101569	2432	46360190	45070617	1164395	125179
1071	Bakery products	807	28521	27015	1506	9958176	9629980	271495	56702
10711	Bread & rolls	88	5103	4846	257	1456963	1403226	39879	13857
10712	Pastry, cakes, pies etc.	100	2019	2017	2	582929	573967	4182	4780
10713	Rusks, biscuits & bakery products	344	16561	15486	1075	7019200	6763130	223011	33060
10719	Others n.e.c.	275	4837	4666	171	899084	889657	4423	5004
1072	Sugar	82	53128	53123	6	20833719	20045449	731644	56627
10721	Sugar & sugar substitutes	82	53128	53123	6	20833719	20045449	731644	56627
1073	Chocolate & sugar confectionery	86	5220	4966	254	3347529	3315355	26879	5295
10732	Chocolate & sugar confectionery	81	5146	4892	254	3335843	3303669	26879	5295
10733	Chewing gum	5	74	74		11686	11686		
1074	Macaroni, noodles, pasta etc.	16	312	296	16	84859	84800	59	
10741	Pastas/ macaroni etc	16	312	296	16	84859	84800	59	
1079	Other food products n.e.c.	254	16819	16169	650	12135908	11995033	134319	6555
10792 &	Blending of tea & mate								
10794	Infant formula or baby foods etc	14	1674	1665	9	4844064	4843564		500
10795	Prepared foods/sandwiches, fresh pizza etc.	2	1652	1652		293204	293204		
10796	Spices, sauces & condiments	50	2918	2857	61	4546690	4504858	41130	702
10798	Processing of salt	37	1213	1197	16	311732	309916	1756	60
10799	Others n.e.c.	151	9362	8798	564	2140217	2043491	91433	5293
108	Prepared animal feeds	184	17140	17130	11	5424937	5346746	75074	3117
1080	Prepared animal feeds	184	17140	17130	11	5424937	5346746	75074	3117
10802	Prepared feeds for farm animals	184	17140	17130	11	5424937	5346746	75074	3117
11	BEVERAGES	131	24821	24606	215	17989774	16981635	987036	21103
110	Beverages	131	24821	24606	215	17989774	16981635	987036	21103
1101 &	Distilling, rectifying/ blending of spirits								
1104	Soft drinks, mineral waters etc	131	24821	24606	215	17989774	16981635	987036	21103
11010 &	Alcoholic beverages/ distilled spirits								
11041	Non-alcoholic beverages	35	5565	5515	49	2104244	2092848	10318	1078
11042	Natural mineral waters/ bottled waters	54	3946	3872	74	863668	863668		
11043	Soft drinks like lemonade, cola etc.	42	15310	15219	91	15021862	14025120	976718	20025
12	TOBACCO PRODUCTS	28	4429	4289	140	10155754	8425954	1454752	275049
120	Tobacco products	28	4429	4289	140	10155754	8425954	1454752	275049
1200	Tobacco products	28	4429	4289	140	10155754	8425954	1454752	275049
12001	Tobacco products & substitutes etc.	25	4364	4244	120	10144042	8415642	1454752	273649
12009	Others n.e.c.	3	65	45	20	11712	10312		1400

TABLE - 3.0 A **EMPLOYMENT AND EMPLOYMENT COST (ALL EMPLOYEES)** **PAKISTAN**

2015-16

Value in '000' Rs

Industry Code	Major Groups & Industries	No. of establishments	Average daily employment			Employment cost during the year			
			Total	Male	Female	Total	Wages and salaries	Other cash payment	Payments in kind
1	2	3	4	5	6	7	8	9	10
13	TEXTILES	7503	699307	684250	15057	224396412	218316061	5323989	756362
131	Spinning, weaving, finishing of textile	5819	645966	632579	13386	209200685	203601619	4893979	705087
1311	Spinning of textile fibres	828	324009	317065	6945	109470837	106973132	2074368	423337
13112	Spinning of yarn or thread	828	324009	317065	6945	109470837	106973132	2074368	423337
1312	Weaving of textiles	4442	270988	265741	5247	88092090	85455910	2468638	167543
13121	Broad woven fabrics	4130	253214	248695	4519	83182145	80616901	2404126	161118
13122	Other broad woven fabrics etc.	2	2106	2106		533765	528646	5117	2
13129	Others n.e.c.	310	15668	14940	728	4376180	4310363	59394	6423
1313	Finishing of textiles	549	50968	49773	1195	11637757	11172577	350973	114207
13131	Bleaching & dyeing of fabrics	549	50968	49773	1195	11637757	11172577	350973	114207
139	Other textiles	1684	53342	51670	1671	15195727	14714442	430010	51275
1392	Made-up textile articles	346	25620	24544	1075	9480727	9089706	369013	22008
13921	Madeup articles of any textile material	278	19301	18422	879	6577675	6272723	286285	18666
13922	Made-up furnishing articles	56	6011	5819	192	2862028	2776020	82728	3280
13929	Others n.e.c.	12	308	303	5	41024	40963		61
1393	Carpets & rugs	77	2501	2478	23	602963	597101	5027	835
13930	Floor coverings like carpets, rugs etc.	77	2501	2478	23	602963	597101	5027	835
1394	Cordage, rope, twine & netting	20	1535	1535		308929	308929		
13941 &	Twine, cordage, rope etc.								
13942	Knotted netting of twine, cordage/ rope	20	1535	1535		308929	308929		
1399	Other textiles n.e.c.	1241	23685	23113	573	4803108	4718706	55970	28432
13991	Labels/ badges etc.	57	1505	1369	137	550038	538197	11761	79
13992	Tulles/ laces & other net fabrics	1148	20182	19747	436	3878875	3822180	32801	23893
13999	Others n.e.c.	36	1997	1997		374196	358329	11407	4460
14	WEARING APPAREL	2371	270359	250187	20172	84287656	81677607	2412297	197752
141	Wearing apparel	2147	240567	221921	18646	78008534	75425690	2400584	182260
1410	Wearing apparel	2147	240567	221921	18646	78008534	75425690	2400584	182260
14101	Wearing apparel of leather	184	12872	12247	625	3308367	3269004	24184	15179
14102	Outerwear/ work wear	1284	199342	183184	16158	68502168	66129083	2208723	164363
14103	Underwear/ nightwear	166	9851	9092	759	2382805	2227347	155343	114
14104	Babies' garments/ tracksuits etc.	20	3153	3135	18	599471	599471		
14105 &	Other clothing accessories								
14109	Others n.e.c.	493	15350	14263	1086	3215724	3200785	12334	2605
143	Knitted & crocheted apparel	224	29791	28266	1525	6279121	6251917	11713	15492
1430	Knitted & crocheted apparel	224	29791	28266	1525	6279121	6251917	11713	15492
14301	Knitted or crocheted wearing apparel	30	4249	4249		691176	691117	59	
14302	Hosiery, socks, tights & pantyhose etc	194	25542	24017	1525	5587945	5560800	11654	15492
15	LEATHER PRODUCTS	1150	53794	52399	1395	16649811	15849911	774915	24985
151	Tanning of leather & leather products	398	19770	19043	727	5529950	4965404	541306	23240
1511	Tanning & dressing of leather	346	12503	12411	92	3242655	2974574	244841	23240
15111	Tanning/ dressing of hides & skins	341	12457	12365	92	3235611	2967530	244841	23240
15119	Others n.e.c.	5	46	46		7044	7044		
1512	Luggage, h&bags, saddlery etc.	52	7267	6632	635	2287295	1990830	296465	
15121	Luggage, h&bags etc.	27	5963	5328	635	1778768	1482303	296465	
15122	Articles of leather etc.	25	1304	1304		508527	508527		
152	Footwear	752	34023	33356	668	11119861	10884507	233609	1744
1520	Footwear	752	34023	33356	668	11119861	10884507	233609	1744
15201	Footwear	746	33888	33230	658	11100305	10864951	233609	1744
15202	Leather parts of footwear etc.	6	135	126	9	19556	19556		
16	WOOD AND WOOD PRODUCTS	642	10968	10837	131	1940580	1925533	8469	6578
161	Sawmilling & planning of wood	147	1948	1898	50	313619	313066	553	
1610	Sawmilling & planning of wood	147	1948	1898	50	313619	313066	553	
16101 &	Sawing & planning of wood								
16102	Wooden railway sleepers	147	1948	1898	50	313619	313066	553	
162	Products of wood, cork, straw etc.	495	9020	8939	81	1626961	1612467	7916	6578
1621	Veneer sheets & wood-based panels	82	4230	4149	81	827566	814772	7197	5597
16211	Manufacture of veneer sheets	6	103	102	1	16442	16442		
16212	Plywood/ veneer panel/ laminated sheets	50	1876	1832	44	315147	304101	5448	5597
16213	Particle board/ densified wood etc.	26	2251	2215	36	495977	494228	1748	
1622	Builders' carpentry & joinery	123	1464	1464		281994	281959	11	23
16221	Wooden goods of construction industry	123	1464	1464		281994	281959	11	23
1623	Wooden containers	182	2191	2191		336557	335299	328	930
16231	Packing boxes, crates, drums of wood	182	2191	2191		336557	335299	328	930
1629	Other wood products	108	1135	1135		180845	180436	380	29
16291	Wood products	108	1135	1135		180845	180436	380	29
17	PAPER AND PAPER PRODUCTS	787	37373	37086	286	13040879	12677424	351767	11688
170	Paper & paper products	787	37373	37086	286	13040879	12677424	351767	11688
1701	Pulp, paper & paperboard	267	11296	11272	25	4330179	4174805	149626	5747
17013	Paper & paperboard	259	11057	11037	21	4274633	4120813	148401	5418
17019	Others n.e.c.	8	239	235	4	55546	53992	1225	329

TABLE - 3.0 A **EMPLOYMENT AND EMPLOYMENT COST (ALL EMPLOYEES)** **PAKISTAN**

2015-16

Value in '000' Rs

Industry Code	Major Groups & Industries	No. of establishments	Average daily employment			Employment cost during the year			
			Total	Male	Female	Total	Wages and salaries	Other cash payment	Payments in kind
1	2	3	4	5	6	7	8	9	10
1702	Corrugated paper/ paperboard & containers	483	23611	23358	253	7580224	7428516	146172	5537
17021	Corrugated paper/ paperboard containers	472	22741	22548	194	7290221	7141926	143186	5110
17022	Sacks, bags & similar articles of paper	11	869	811	59	290003	286590	2986	427
1709	Other articles of paper & paperboard	37	2466	2457	9	1130477	1074104	55968	405
17091	Personal hygiene paper product	23	1128	1126	2	330357	274184	55848	326
17099	Others n.e.c.	14	1338	1331	7	800119	799920	120	79
18	PRINTING/REPRODUCTION OF RECORDED MEDIA	422	15811	15733	78	8010047	7824197	167866	17984
181	Printing	422	15811	15733	78	8010047	7824197	167866	17984
1811	Printing	418	15740	15662	78	7993283	7807433	167866	17984
18111	Printing of newspapers/ magazines	78	4796	4796		3583472	3565013	15535	2925
18112	Printing of books, brochures, maps etc	172	4194	4184	10	894450	873439	13084	7927
18113	Printing of postage stamps, cheques etc	3	1759	1759		2115256	2003321	111935	
18114	Printing of diaries & calendars etc	14	403	403		97760	97241	272	247
18115	Printing on textile, glass, metal, wood	146	4539	4471	68	1292759	1258834	27040	6885
18119	Other printing n.e.c.	5	50	50		9586	9586		
1812	Service related to printing	4	71	71		16764	16764		
18121 &	Binding of printed sheets								
18123 &	Plate/image-making setting services								
18124	Preparation of plates & dies	4	71	71		16764	16764		
19	COKE AND REFINED PETROLEUM PRODUCTS	69	7417	7354	63	14042342	10997426	2664978	379938
192	Refined petroleum products	69	7417	7354	63	14042342	10997426	2664978	379938
1920	Refined petroleum products	69	7417	7354	63	14042342	10997426	2664978	379938
19201	Production of motor fuel/ kerosene etc.	8	4711	4700	11	12840309	10021309	2621970	197031
19203 &	Oil-based lubricating oils or greases								
19205	White spirit, vaseline, paraffin wax	55	2647	2595	52	1188796	962881	43008	182907
19207	Blending of bio fuels	6	59	59		13236	13236		
20	CHEMICALS AND CHEMICAL PRODUCTS	947	72673	70947	1726	62532028	57365348	5070746	95935
201	Basic chemicals, fertilizers etc.	379	37911	37469	442	39570628	36568712	2950373	51542
2011	Basic chemicals	219	18605	18468	137	14238095	13107826	1079640	50629
20111	Inorganic industrial/ medical gases	75	2851	2844	8	4177297	4125090	52206	
20112	Dyes & pigments in basic form	41	3086	2999	86	2709943	2465855	233339	10749
20113	Manufacture of inorganic acids & bases	35	4934	4925	9	2636288	2474917	138337	23035
20114	Chemical elements & other inorganic compounds	2	23	23		2844	2844		
20115	Basic organic chemicals	46	7114	7092	22	3609124	2979489	613214	16421
20119	Others n.e.c.	20	597	585	13	1102600	1059631	42544	424
2012	Fertilizers & nitrogen compounds	23	13029	13006	23	23163762	21380008	1783616	138
20121 &	Fertilizers								
20122	Nitrogen products	23	13029	13006	23	23163762	21380008	1783616	138
2013	Plastics & synthetic rubber	137	6277	5995	282	2168771	2080878	87118	775
20131	Plastics in primary forms	137	6277	5995	282	2168771	2080878	87118	775
202	Other chemical products	560	33188	31931	1258	22486452	20328994	2119173	38285
2021	Pesticides/ agrochemical products etc	63	4404	4330	74	1404210	1391102	1414	11693
20211	Insecticides/ fungicides/ herbicides	61	4331	4257	74	1389274	1377212	850	11212
20219	Other agrochemical products n.e.c.	2	73	73		14935	13890	564	481
2022	Paints, varnishes & printing ink etc.	133	6756	6576	179	3631722	3533320	95926	2477
20221	Paints & varnishes etc	123	6253	6073	179	3533632	3435229	95926	2477
20225	Caulking compounds etc	2	53	53		6418	6418		
20227	Printing ink	8	450	450		91673	91673		
2023	Soap, perfumes & toilet preparations	229	13056	12203	853	14849848	12898335	1929500	22013
20232	Soap	139	5816	5783	33	6463930	4664601	1798721	608
20234	Detergent, dish-washing preparation etc	19	1655	1651	4	1931743	1822646	108338	758
20235	Cleaning & polishing products	10	156	156		53425	52980	445	
20236 &	Perfumes & toilet preparations								
20239	Others n.e.c.	61	5429	4612	816	6400750	6358108	21996	20646
2029	Other chemical products n.e.c.	135	8973	8822	151	2600672	2506237	92333	2103
20291	Propellant powders/ explosives	29	882	845	37	620912	544299	76613	
20292 &	Gelatine/ glues & prepared adhesives								
20293	Aromatic/odoriferous/distilled waters products	47	2696	2676	20	736424	733992	2246	186
20294	Photographic plates, films etc	3	478	478		201629	201629		
20298	Matches	24	1906	1850	56	334010	333463	547	
20299	Others n.e.c.	32	3010	2973	38	707696	692853	12926	1917
203	Man-made fibres	8	1574	1547	27	474949	467642	1200	6107
2030	Man-made fibres	8	1574	1547	27	474949	467642	1200	6107
20301	Synthetic or artificial filament tow	3	111	111		72812	72812		
20303	Synthetic or artificial filament yarn	5	1463	1436	27	402137	394830	1200	6107
21	BASIC PHARMACEUTICAL PRODUCTS	608	91917	81338	10579	64156274	60414269	3486125	255880
210	Pharmaceuticals	608	91917	81338	10579	64156274	60414269	3486125	255880
2100	Pharmaceuticals	608	91917	81338	10579	64156274	60414269	3486125	255880
21001	Medicinal active substances	535	84453	74521	9932	61073023	57471965	3350506	250552
21003	Medicaments/ homeopathic preparations	57	6608	6112	496	2612484	2477836	132365	2283
21009	Other such activities n.e.c.	16	856	704	152	470767	464468	3255	3044

TABLE - 3.0 A **EMPLOYMENT AND EMPLOYMENT COST (ALL EMPLOYEES)** **PAKISTAN**

2015-16

Value in '000' Rs

Industry Code	Major Groups & Industries	No. of establishments	Average daily employment			Employment cost during the year			
			Total	Male	Female	Total	Wages and salaries	Other cash payment	Payments in kind
1	2	3	4	5	6	7	8	9	10
22	RUBBER AND PLASTICS PRODUCTS	1201	45349	44707	642	13560114	13139043	368465	52606
221	Rubber products	129	10116	10074	42	4046321	4023995	20776	1549
2211	Rubber tyres & tubes	22	6745	6731	14	3066433	3057713	8720	
22111	Rubber tyres	20	6721	6707	14	3060313	3051593	8720	
22112	Inner tubes for tyres	2	24	24		6120	6120		
2219	Other rubber products	107	3371	3343	28	979888	966282	12057	1549
22191	Other products of rubber	107	3371	3343	28	979888	966282	12057	1549
222	Plastics products	1072	35233	34633	600	9513794	9115048	347689	51057
2220	Plastics products	1072	35233	34633	600	9513794	9115048	347689	51057
22201	Plastic products for packing of goods	614	25861	25581	281	7870759	7481730	342409	46620
22202	Builders' plastics ware	67	1866	1836	30	334335	334335		
22203	Plastic tableware, kitchenware etc	202	3399	3257	142	638367	631550	3665	3151
22209	Other diverse plastic products	189	4107	3960	147	670332	667432	1614	1286
23	OTHER NON-METALLIC MINERAL PRODUCTS	12866	444059	410037	34022	87683725	84503300	3079852	100574
231	Glass & glass products	96	7126	7011	115	6671623	6232158	436609	2856
2310	Glass & glass products	96	7126	7011	115	6671623	6232158	436609	2856
23101	Flat glass/ glass paving blocks	48	5538	5529	10	6167272	5736211	429265	1795
23102	Glass mirror/ bottle/ drinking glass	17	766	766		194691	193394	1065	232
23103	Pharmaceutical glassware etc.	9	363	285	78	222854	215746	6279	829
23109	Others glass products n.e.c.	22	459	432	27	86806	86806		
239	Non-metallic mineral products n.e.c.	12770	436933	403026	33907	81012102	78271142	2643242	97718
2391	Refractory products	5	99	99		15967	15967		
23912	Manufacture of refractory ceramic goods	5	99	99		15967	15967		
2392	Clay building materials	10095	372735	338931	33804	48775280	48539452	218319	17509
23921	Ceramic tiles, mosaic cubes etc.	4	2237	2237		1076806	1076806		
23922	Non-refractory clay building materials	10053	369892	336089	33804	47608269	47372755	218159	17355
23923	Ceramic sanitary fixtures	38	606	606		90206	89892	160	154
2393	Other porcelain & ceramic products	175	5507	5445	63	1124609	1116780	7396	432
23931	Ceramic tableware & domestic articles	168	4914	4851	63	839305	831477	7396	432
23932	Electrical fittings of ceramics etc.	2	495	495		270668	270668		
23939	Other porcelain & ceramic products	5	98	98		14635	14635		
2394	Cement, lime & plaster	77	24221	24206	15	25056613	22734607	2322006	
23941	Clinkers & hydraulic cement	21	23403	23388	15	24872429	22550423	2322006	
23943	Plasters of calcined gypsum/ sulphate	56	818	818		184184	184184		
2395	Articles of concrete, cement & plaster	1088	17103	17094	8	3100175	3001619	87823	10733
23951 &	Precast concrete, cement or stone								
23952	Structural component of cement, concrete	1008	15782	15774	8	2914026	2815470	87823	10733
23959	Other articles of concrete or cement	80	1321	1321		186149	186149		
2396	Cutting, shaping & finishing of stone	1310	16829	16811	18	2854627	2778376	7208	69043
23961	Cutting, shaping & finishing of stone	1310	16829	16811	18	2854627	2778376	7208	69043
2399	Other non-metallic mineral products	20	440	440		84831	84341	490	
23991	Millstones/abrasive products and polishing	7	84	84		14628	14628		
23993	Mineral insulating materials	2	16	16		2400	2400		
23995 &	Articles of asphalt etc								
23999	Manufacture of other such products n.e.c.	11	340	340		67803	67313	490	
24	BASIC METALS	943	38598	38329	268	14760588	13842212	832545	85831
241	Basic iron & steel	662	33748	33502	246	13555371	12729934	749505	75932
2410	Basic iron & steel	662	33748	33502	246	13555371	12729934	749505	75932
24102 &	Pig iron/spiegeleisen/ferro-alloys & ferrous products								
24103	Pure iron, granular iron & iron powder	2	212	212		215315	191490	23825	
24104	Remelting of scrap ingot of iron/ steel	77	3780	3773	7	1169114	1122346	46338	431
24106	Hot/cold-rolled products of steel	457	21724	21519	205	7462070	6874847	514540	72683
24108	Welded tubes & pipes of steel	108	7736	7702	34	4656729	4489108	164803	2818
24109	Others n.e.c.	18	296	296		52144	52144		
242	Basic precious & non-ferrous metals	108	2313	2293	20	603271	586532	6840	9899
2420	Basic precious & non-ferrous metals	108	2313	2293	20	603271	586532	6840	9899
24202	Aluminium & alloys	63	1585	1567	18	421786	409026	3119	9641
24203	Lead, zinc, tin & alloys from ores	4	46	46		8566	5485	3081	
24205	Copper alloys	39	650	650		161286	161028		258
24206	Chrome, manganese, nickel & alloys etc	2	32	30	2	11632	10992	640	
243	Casting of metals	173	2537	2535	2	601946	525746	76200	
2431	Casting of iron & steel	163	2442	2440	2	587513	511313	76200	
24311	Casting of iron	126	1570	1568	2	307220	307175	45	
24312	Casting of steel	37	872	872		280293	204138	76155	
2432	Casting of non-ferrous metals	10	95	95		14432	14432		
24324	Casting of precious metal castings	10	95	95		14432	14432		
25	FABRICATED METAL PRODUCTS	1775	32313	31022	1291	7962736	7462882	485907	13947
251	Structural metal products etc	435	7715	7693	22	1680968	1644003	32049	4917
2511	Structural metal products	387	6463	6449	14	1361665	1325807	31003	4856
25111	Metal framework/ skeleton etc	27	1395	1395		355068	335185	19882	
25112	Metal door, window, shutter, gates etc	305	3761	3760	1	715185	711827	2748	610
25119	Others n.e.c.	55	1306	1293	13	291413	278794	8373	4246

TABLE - 3.0 A **EMPLOYMENT AND EMPLOYMENT COST (ALL EMPLOYEES)** **PAKISTAN**

2015-16

Value in '000' Rs

Industry Code	Major Groups & Industries	No. of establishments	Average daily employment			Employment cost during the year			
			Total	Male	Female	Total	Wages and salaries	Other cash payment	Payments in kind
1	2	3	4	5	6	7	8	9	10
2512	Tanks, reservoirs & containers of metal	39	854	854		175884	175321	502	61
25121	Reservoirs, tanks & containers of metal	6	159	159		34296	34296		
25122	Metal containers for gas	31	676	676		136873	136310	502	61
25123	Central heating boilers & radiators	2	18	18		4715	4715		
2513	Steam generators	9	398	390	8	143419	142875	544	
25131	Steam/ vapour generator, condenser etc	6	258	258		88116	87572	544	
25132	Parts for marine or power boilers/ nuclear reactors etc.	3	140	132	8	55303	55303		
252	Weapons & ammunition	38	1352	1342	10	549770	549182	588	
2520	Weapons & ammunition	38	1352	1342	10	549770	549182	588	
25201 &	Heavy weapons								
25202	Small arms	38	1352	1342	10	549770	549182	588	
259	Other fabricated metal products	1302	23247	21988	1259	5731997	5269697	453271	9030
2592	Treatment & coating of metals	5	61	61		9077	9077		
25921 &	Plating, anodizing, s&blasting etc.								
25922	Colouring/engraving, non-metallic coating metals	5	61	61		9077	9077		
2593	Cutlery, h& tools & general hardware	452	9527	8331	1196	2757368	2753930	2145	1293
25931	Cutlery	245	3284	3249	34	544747	543600	1137	9
25932	Knives, h& tools, saw blades etc	133	5288	4126	1161	2059990	2057775	956	1259
25933	Padlocks, locks, keys, hinges etc	57	719	719		116275	116213	52	9
25934	Other tools of such nature n.e.c.	17	237	237		36358	36342		16
2599	Other fabricated metal products n.e.c.	845	13659	13596	63	2965552	2506690	451125	7737
25991	Cans, drums, buckets, boxes, tins etc	95	1885	1883	2	399170	390814	1727	6630
25992	Uninsulated or insulated metal cable	4	84	84		20073	20073		
25993	Nails, bolts, screws, nuts, chains etc.	118	1320	1316	4	212688	212329	121	239
25994	Metal household articles	307	4435	4435		714911	713893	557	460
25995	Metal goods for office use	48	1204	1203	1	214908	212506	2246	156
25996	Safes, strongboxes, armoured doors etc.	85	867	866	1	134807	134196	611	
25997	Various metal articles	106	2061	2006	55	848964	412544	436169	252
25999	Others n.e.c.	82	1803	1803		420031	410336	9695	
26	COMPUTER, ELECTRONIC AND OPTICAL PRODUCTS	38	5264	4885	379	2159406	2046856	112550	
261	Electronic components & boards	8	648	300	348	137974	137773	201	
2610	Electronic components & boards	8	648	300	348	137974	137773	201	
26101 &	Capacitors, resistors, microprocessors								
26109	Others n.e.c.	8	648	300	348	137974	137773	201	
263	Communication equipment	7	1406	1402	4	751715	641479	110236	
2630	Communication equipment	7	1406	1402	4	751715	641479	110236	
26301	Telephones pbx, facsimile equipment etc	2	1331	1331		744898	634662	110236	
26303	Cable television equipment, antenna etc	5	75	71	4	6817	6817		
264	Consumer electronics	8	1295	1288	7	590592	590458	134	
2640	Consumer electronics	8	1295	1288	7	590592	590458	134	
26402	Televisions, monitors & displays	2	428	428		373199	373199		
26409	Others n.e.c.	6	867	860	7	217393	217259	134	
265	Measuring equipment; watches/ clocks	13	1805	1800	5	658996	658038	958	
2651	Measuring, navigating/ control equipment	9	1750	1745	5	647714	646756	958	
26514	Measuring & control equipment	2	40	40		8064	8064		
26516	Scales, balances & laboratory apparatus	2	1156	1156		474804	474804		
26519	Manufacture of others n.e.c.	5	554	549	5	164846	163888	958	
2652	Watches & clocks	4	55	55		11282	11282		
26521	Watches & clocks	4	55	55		11282	11282		
266 &	Electro medical/ electrotherapeutic equipment								
268	Magnetic & optical media	2	110	95	15	20128	19108	1020	
2660 &	Irradiation, electro medical equipment								
2680	Magnetic & optical media	2	110	95	15	20128	19108	1020	
26602 &	Electro medical/ electrotherapeutic equipment								
26801	Audio & video tapes/ cassettes	2	110	95	15	20128	19108	1020	
27	ELECTRICAL EQUIPMENT	768	42151	41395	755	19151878	18232620	902275	16984
271	Electric motor, generator, transformer	148	15560	15179	381	6002994	5866160	134548	2285
2710	Electric motors, generators, transformers etc.	148	15560	15179	381	6002994	5866160	134548	2285
27101	Electric transformers	23	8539	8539		2779215	2688589	90626	
27102	Electric motors/ power generators etc	19	604	586	18	202640	201640	1000	
27103	Electric power distribution panel etc.	64	5611	5278	333	2869058	2825542	41982	1534
27104	Switchboard apparatus, fuses, switches	2	94	92	2	23379	22800		579
27109	Others n.e.c.	40	712	684	28	128702	127589	940	173
272	Batteries & accumulators	24	4119	3969	150	5355569	4850066	504267	1236
2720	Batteries & accumulators	24	4119	3969	150	5355569	4850066	504267	1236
27203	Lead acid/ lithium/ dry/ wet batteries	24	4119	3969	150	5355569	4850066	504267	1236
273	Wiring & wiring devices	120	6317	6295	22	4015466	3779214	224285	11967
2731 &	Fibre optic cables								
2732	Other electric wires & cables	120	6317	6295	22	4015466	3779214	224285	11967
27310 &	Fibre optic cable for data transmission etc.								
27320	Insulated wire & cable	120	6317	6295	22	4015466	3779214	224285	11967
274	Electric lighting equipment	43	2084	2078	7	533597	533440	156	
2740	Electric lighting equipment	43	2084	2078	7	533597	533440	156	
27401	Lamps, bulbs, ch&eliers,lanterns etc.	14	1716	1709	7	489315	489159	156	
27409	Others n.e.c.	29	368	368		44281	44281		

TABLE - 3.0 A **EMPLOYMENT AND EMPLOYMENT COST (ALL EMPLOYEES)** **PAKISTAN**

2015-16

Value in '000' Rs

Industry Code	Major Groups & Industries	No. of establishments	Average daily employment			Employment cost during the year			
			Total	Male	Female	Total	Wages and salaries	Other cash payment	Payments in kind
1	2	3	4	5	6	7	8	9	10
275	Domestic appliances	409	13617	13429	187	3147518	3107005	39018	1495
2750	Domestic appliances	409	13617	13429	187	3147518	3107005	39018	1495
27501	Domestic electric appliances	357	12203	12023	180	2913012	2873017	38500	1495
27502	Domestic electrothermic appliances	6	632	626	6	96816	96816		
27503	Domestic non-electric cooking equipment	46	782	780	1	137690	137172	518	
279	Other electrical equipment	24	454	446	8	96735	96735		
2790	Other electrical equipment	24	454	446	8	96735	96735		
27901	Battery chargers & electrical bells etc	4	67	67		12040	12040		
27909	Others n.e.c.	20	387	379	8	84695	84695		
28	MACHINERY AND EQUIPMENT N.E.C.	875	23312	23254	58	8165809	7965533	194929	5347
281	General-purpose machinery	384	12314	12305	9	4393515	4331032	58786	3697
2811	Engines & turbines	5	50	50		7726	7726		
28112	Turbines & parts etc	5	50	50		7726	7726		
2813	Other pumps, compressors, taps & valves	164	4621	4615	6	2177440	2143133	34280	28
28131	Air or vacuum pumps/ compressors	2	560	560		146009	127988	18021	
28132	Pumps for liquids	112	3485	3479	6	1925953	1909926	15999	28
28133	Pumps for engines/ motor vehicle pumps	11	116	116		20063	20052	11	
28134	Industrial taps/ valves & h& pump etc	39	460	460		85415	85167	248	
2814	Bearings, gears, gearing etc	6	87	87		14650	14650		
28143	Gears, pulleys & transmission chain etc	6	87	87		14650	14650		
2815 &	Ovens, furnaces & furnace burners								
2816	Lifting & h&ling equipment	40	415	415		49085	47085	2000	
28151 &	Electrical & other furnaces, ovens,burners etc.								
28161	Lifting, h&ling, loading machinery	40	415	415		49085	47085	2000	
2819	Other general-purpose machinery	169	7141	7138	3	2144615	2118440	22506	3669
28191	Industrial freezing equipment etc.	22	1016	1016		287103	286966	138	
28192	Weighing, packing & wrapping machinery	18	195	195		32589	32459	131	
28193	Filtering or purifying machinery	16	222	219	3	42787	42787		
28198	Parts for general-purpose machinery	69	1523	1523		374859	355911	15858	3089
28199	Others n.e.c.	44	4186	4186		1407276	1400316	6380	580
282	Special-purpose machinery	491	10998	10949	49	3772294	3634501	136143	1650
2821	Agricultural & forestry machinery	349	6979	6962	17	2769672	2633127	135317	1228
28211	Tractors	16	2046	2044	2	1919948	1787886	132063	
28213	Agricultural trailers or semi-trailers	28	365	365		52371	52371		
28214	Soil preparation, planting machinery	49	511	511		82893	82842	51	
28215 &	Harvesting or threshing machinery								
28216 &	Milking machines								
28217	Spraying machinery	57	643	643		102729	102729		
28219	Diverse agricultural machinery	199	3414	3399	15	611732	607300	3204	1228
2822	Metal-forming machinery & machine tools	34	490	485	5	125642	125642		
28222	Tools for grinding, drilling, boring	18	307	302	5	96928	96928		
28223	Stamping or pressing machine tools	9	85	85		12328	12328		
28224	Hydraulic presse/ forging machine etc.	5	52	52		7493	7493		
28227	Parts/ accessories for machine tools	2	46	46		8893	8893		
2824	Mining/ quarrying/ construction machinery	13	276	273	3	79692	79692		
28242	Boring, cutting & tunnelling machinery	3	79	76	3	39059	39059		
28243 &	Machinery for treating minerals								
28245 &	Manufacture of earth-moving machinery								
28246	Pile drivers/ mortar spreaders etc.	10	197	197		40633	40633		
2825	Food, beverage & tobacco machinery	29	1337	1337		284340	284114	226	
28253	Grain milling machinery	10	183	183		26075	26075		
28256	Machinery for extractionof animal/vegetable fats/oils	2	22	22		2968	2968		
28259	Food processing machinery	17	1132	1132		255297	255071	226	
2826	Textile, apparel & leather machinery	63	1885	1861	23	507235	506213	599	423
28261	Textile machinery	35	1463	1461	2	444718	443696	599	423
28262	Equipment for textile machinery	4	51	51		6667	6667		
28266	Sewing machines	24	371	350	21	55850	55850		
2829	Other special-purpose machinery	3	31	31		5712	5712		
28291 &	Machinery for paper pulp,paperboard product etc								
28292	Rubber & plastic products machinery								
28299	Others n.e.c.	3	31	31		5712	5712		
29	MOTOR VEHICLES, TRAILERS AND SEMI	784	45306	44490	816	20856669	19110690	1590801	155177
291	Motor vehicles	26	8761	8731	30	8169697	6911431	1200622	57644
2910	Motor vehicles	26	8761	8731	30	8169697	6911431	1200622	57644
29101	Passenger cars, commercial busses etc.	21	8378	8348	30	8084025	6825759	1200622	57644
29102 &	Motor vehicle engines, chassis etc.								
29103	Other motor vehicles	5	383	383		85672	85672		
292	Motor vehicle bodies, trailers etc	121	1404	1404		221610	221610		
2920	Motor bodies, trailers & semi-trailers	121	1404	1404		221610	221610		
29201	Bodies for motor vehicles	13	141	141		21862	21862		
29202	Trailers & semi-trailers	108	1263	1263		199748	199748		
293	Parts & accessories for motor vehicles	637	35141	34355	786	12465361	11977650	390179	97533
2930	Parts & accessories for motor vehicles	637	35141	34355	786	12465361	11977650	390179	97533
29301	Parts & accessories for motor vehicles	637	35141	34355	786	12465361	11977650	390179	97533

TABLE - 3.0 A **EMPLOYMENT AND EMPLOYMENT COST (ALL EMPLOYEES)** **PAKISTAN**

2015-16

Value in '000' Rs

Industry Code	Major Groups & Industries	No. of establishments	Average daily employment			Employment cost during the year			
			Total	Male	Female	Total	Wages and salaries	Other cash payment	Payments in kind
1	2	3	4	5	6	7	8	9	10
30	OTHER TRANSPORT EQUIPMENT	181	10256	10182	74	6154351	6130935	20479	2937
302 &	Railway locomotives & rolling stock								
309	Transport equipment n.e.c.	181	10256	10182	74	6154351	6130935	20479	2937
3020 &	Railway locomotives & rolling stock								
3091	Motorcycles	170	10072	9998	74	6125622	6102206	20479	2937
30202 &	Railway or tramway coaches services etc.								
30911	Motorcycles, engines for motorcycles	37	6399	6346	53	5453881	5434754	19126	
30912	Parts & accessories for motorcycles.	133	3673	3652	21	671741	667451	1353	2937
3092	Bicycles & invalid carriages	11	184	184		28729	28729		
30921 &	Non-motorized bicycles & parts etc.								
30922	Invalid/baby carriages, their parts/accessories, etc.	11	184	184		28729	28729		
31	FURNITURE	1462	20960	20799	161	5739325	5714749	15292	9284
310	Furniture	1462	20960	20799	161	5739325	5714749	15292	9284
3100	Furniture	1462	20960	20799	161	5739325	5714749	15292	9284
31001 &	Furniture & fixtures.								
31002	Furniture for shops/churches, schools, restaurants	623	10003	9867	136	4041850	4025887	7823	8140
31003	manufacture of office furniture	13	277	277		38236	38236		
31004	Furniture for kitchen bedrooms etc.	824	10611	10586	25	1646334	1637721	7469	1144
31005	Laboratory benches/ laboratory furniture	2	69	69		12905	12905		
32	OTHER MANUFACTURING	1430	55395	52968	2428	11804190	11761830	31092	11268
321	Jewellery, bijouterie etc	63	1896	1482	414	462300	462300		
3211	Jewellery & related articles	27	1186	883	303	358733	358733		
32113 &	Jewellery, goldsmiths' articles.								
32114	Metal watchs, watch straps & cigarette cases etc.	27	1186	883	303	358733	358733		
3212	Imitation jewellery & related articles	36	710	599	111	103567	103567		
32121	Costume or imitation jewellery.	36	710	599	111	103567	103567		
322	Musical instruments	10	145	145		27031	27031		
3220	Musical instruments	10	145	145		27031	27031		
32201 &	Stringed instruments, harmoniums etc.								
32202	Musical instruments & parts.	10	145	145		27031	27031		
323	Sports goods	382	27716	26303	1413	6514001	6491468	20370	2163
3230	Sports goods	382	27716	26303	1413	6514001	6491468	20370	2163
32301	Foot balls.	120	13950	12864	1086	3564908	3564799	97	12
32302	Rackets, bats.	31	720	720		140107	140107		
32309	Other sports articles/ equipment etc.	231	13046	12718	328	2808986	2786562	20273	2150
324	Games & toys	13	280	215	66	48415	48415		
3240	Games & toys	13	280	215	66	48415	48415		
32401	Dolls, toy animals etc.	13	280	215	66	48415	48415		
325	Medical & dental instruments & supplies	906	22991	22548	443	4206319	4194675	3942	7702
3250	Medical & dental instruments & supplies	906	22991	22548	443	4206319	4194675	3942	7702
32501	Surgical drapes/ sterile string etc	22	3395	3395		594804	594804		
32505	Surgical, dental/ veterinary furniture.	6	78	78		13383	13383		
32506	Dental instruments/ orthopaedic devices	46	956	948	8	179339	179339		
32509	Others n.e.c.	832	18561	18126	435	3418792	3407149	3942	7702
329	Other manufacturing n.e.c.	56	2368	2276	92	546125	537941	6780	1403
3290	Other manufacturing n.e.c.	56	2368	2276	92	546125	537941	6780	1403
32902	Brooms & brushes.	24	518	515	3	126178	122766	3413	
32903	Pens, pencils & stamps etc.	13	1260	1171	89	305283	305283		
32909	Others n.e.c.	19	590	590		114664	109893	3368	1403

TABLE - 3.0 B **AVERAGE DAILY EMPLOYMENT** **PAKISTAN**

2015-16

Value in '000' Rs

Industry Code	Industry Major Groups and Industries	No. of establishments	Working proprietors			Contributing family worker		
			Total	Male	Female	Total	Male	Female
1	2	3	4	5	6	7	8	9
C	**ALL INDUSTIRES**	**42578**	**14405**	**14121**	**283**	**25046**	**24400**	**645**
10	FOOD PRODUCTS	5597	1597	1587	9	2653	2647	5
101	Processing & preserving of meat	22	46	44	2	3	3	
1010	Processing & preserving of meat	22	46	44	2	3	3	
10102	Fresh, chilled or frozen meat	10	4	2	2	1	1	
10104 &	Meat products							
10107	Processing of animal offal	12	42	42		2	2	
102	Processing & preserving of fish	14				3	3	
1020	Processing/ preserving of fish, molluscs	14				3	3	
10202	Fish, crustacean & mollusc products	14				3	3	
103	Processing of fruit/ vegetables	44	3	3		25	25	
1030	Processing/ preserving of fruit/ vegetables	44	3	3		25	25	
10302	Preserving of fruit, nuts or vegetables	30				16	16	
10304	Fruit or vegetable juices.	3						
10305	Jams, jellies & marmalades	11	3	3		8	8	
104	Vegetable & animal oils/ fats	843	222	222		238	238	
1040	Vegetable & animal oils & fats	843	222	222		238	238	
10401	Crude / refined vegetable oils	507	66	66		113	113	
10405	Cotton linters.	205	141	141		41	41	
10406	Oilcakes & others	131	16	16		84	84	
105	Dairy products	148	41	41		113	108	5
1050	Dairy products	148	41	41		113	108	5
10501	fresh liquid milk & milk-based drinks	26						
10504	Butter/ cheese etc.	17	10	10		30	30	
10506	Ice cream & other edible ice.	100	32	32		74	69	5
10509	Others n.e.c.	5				9	9	
106	Grain mill products, starches etc	3097	809	804	4	1331	1331	
1061	Grain mill products	3094	809	804	4	1331	1331	
10611	Grain milling.	1144	272	270	2	199	199	
10612	Rice milling.	1782	477	474	3	1081	1081	
10613	Vegetable milling	166	60	60		51	51	
10614	Cereal breakfast foods	2						
1062	Starches & starch products	3						
10621 &	Starches from rice, potatoes, maize etc.							
10623	Glucose/ glucose syrup etc	3						
107	Other food products	1245	434	431	3	894	894	
1071	Bakery products	807	309	306	3	685	685	
10711	Bread & rolls	88	13	13		8	8	
10712	Pastry, cakes, pies etc.	100	50	50		105	105	
10713	Rusks, biscuits & bakery products	344	126	126		252	252	
10719	Others n.e.c.	275	120	117	3	320	320	
1072	Sugar	82				5	5	
10721	Sugar & sugar substitutes	82				5	5	
1073	Chocolate & sugar confectionery	86	20	20		32	32	
10732	Chocolate & sugar confectionery	81	17	17		25	25	
10733	Chewing gum	5	3	3		7	7	
1074	Macaroni, noodles, pasta etc.	16	6	6		5	5	
10741	Pastas/ macaroni etc	16	6	6		5	5	
1079	Other food products n.e.c.	254	98	98		168	168	
10792 &	Blending of tea & mate							
10794	Infant formula or baby foods etc	14	1	1				
10795	Prepared foods/sandwiches, fresh pizza etc.	2						
10796	Spices, sauces & condiments	50	9	9		3	3	
10798	Processing of salt	37	5	5		15	15	
10799	Others n.e.c.	151	83	83		149	149	
108	Prepared animal feeds	184	42	42		45	45	
1080	Prepared animal feeds	184	42	42		45	45	
10802	Prepared feeds for farm animals	184	42	42		45	45	
11	BEVERAGES	131	37	36	1	90	90	
110	Beverages	131	37	36	1	90	90	
1101 &	Distilling, rectifying/ blending of spirits							
1104	Soft drinks, mineral waters etc	131	37	36	1	90	90	
11010 &	Alcoholic beverages/ distilled spirits							
11041	Non-alcoholic beverages	35	5	5		7	7	
11042	Natural mineral waters/ bottled waters	54	27	27		76	76	
11043	Soft drinks like lemonade, cola etc.	42	5	4	1	8	8	
12	TOBACCO PRODUCTS	28	1	1		3	3	
120	Tobacco products	28	1	1		3	3	
1200	Tobacco products	28	1	1		3	3	
12001	Tobacco products & substitutes etc.	25						
12009	Others n.e.c.	3	1	1		3	3	

TABLE - 3.0 B **AVERAGE DAILY EMPLOYMENT** **PAKISTAN**

2015-16

Value in '000' Rs

Industry Code	Industry Major Groups and Industries	No. of establishments	Working proprietors			Contributing family worker		
			Total	Male	Female	Total	Male	Female
1	2	3	4	5	6	7	8	9
13	TEXTILES	7503	2144	2080	64	4695	4693	1
131	Spinning, weaving, finishing of textile	5819	1520	1460	60	3482	3480	1
1311	Spinning of textile fibres	828	164	155	10	158	158	
13112	Spinning of yarn or thread	828	164	155	10	158	158	
1312	Weaving of textiles	4442	1024	1017	7	3006	3005	1
13121	Broad woven fabrics	4130	962	955	7	2921	2920	1
13122	Other broad woven fabrics etc.	2						
13129	Others n.e.c.	310	62	62		85	85	
1313	Finishing of textiles	549	332	289	43	317	317	
13131	Bleaching & dyeing of fabrics	549	332	289	43	317	317	
139	Other textiles	1684	625	620	4	1213	1213	
1392	Made-up textile articles	346	162	160	2	375	375	
13921	Madeup articles of any textile material	278	133	132	2	334	334	
13922	Made-up furnishing articles	56	23	23		31	31	
13929	Others n.e.c.	12	6	6		10	10	
1393	Carpets & rugs	77	22	22		50	50	
13930	Floor coverings like carpets, rugs etc.	77	22	22		50	50	
1394	Cordage, rope, twine & netting	20	54	54		40	40	
13941 &	Twine, cordage, rope etc.							
13942	Knotted netting of twine, cordage/ rope	20	54	54		40	40	
1399	Other textiles n.e.c.	1241	387	384	3	748	748	
13991	Labels/ badges etc.	57	23	23		17	17	
13992	Tulles/ laces & other net fabrics	1148	303	300	3	556	556	
13999	Others n.e.c.	36	61	61		175	175	
14	WEARING APPAREL	2371	1598	1593	6	1458	1457	1
141	Wearing apparel	2147	1419	1413	6	1094	1093	1
1410	Wearing apparel	2147	1419	1413	6	1094	1093	1
14101	Wearing apparel of leather	184	224	224		86	86	
14102	Outerwear/ work wear	1284	425	419	6	396	395	1
14103	Underwear/ nightwear	166	83	83		164	164	
14104	Babies' garments/ tracksuits etc.	20	292	292		37	37	
14105 &	Other clothing accessories							
14109	Others n.e.c.	493	394	394		412	412	
143	Knitted & crocheted apparel	224	180	180		364	364	
1430	Knitted & crocheted apparel	224	180	180		364	364	
14301	Knitted or crocheted wearing apparel	30	138	138		275	275	
14302	Hosiery, socks, tights & pantyhose etc	194	42	42		89	89	
15	LEATHER PRODUCTS	1150	352	352		431	428	2
151	Tanning of leather & leather products	398	180	180		132	132	
1511	Tanning & dressing of leather	346	122	122		91	91	
15111	Tanning/ dressing of hides & skins	341	120	120		89	89	
15119	Others n.e.c.	5	2	2		2	2	
1512	Luggage, h&bags, saddlery etc.	52	58	58		42	42	
15121	Luggage, h&bags etc.	27	52	52		42	42	
15122	Articles of leather etc.	25	6	6				
152	Footwear	752	171	171		298	296	2
1520	Footwear	752	171	171		298	296	2
15201	Footwear	746	169	169		297	295	2
15202	Leather parts of footwear etc.	6	2	2		1	1	
16	WOOD AND WOOD PRODUCTS	642	303	302	2	592	592	
161	Sawmilling & planning of wood	147	98	98		132	132	
1610	Sawmilling & planning of wood	147	98	98		132	132	
16101 &	Sawing & planning of wood							
16102	Wooden railway sleepers	147	98	98		132	132	
162	Products of wood, cork, straw etc.	495	205	203	2	460	460	
1621	Veneer sheets & wood-based panels	82	32	30	2	17	17	
16211	Manufacture of veneer sheets	6	3	3				
16212	Plywood/ veneer panel/ laminated sheets	50	26	24	2	17	17	
16213	Particle board/ densified wood etc.	26	3	3				
1622	Builders' carpentry & joinery	123	54	54		152	152	
16221	Wooden goods of construction industry	123	54	54		152	152	
1623	Wooden containers	182	52	52		138	138	
16231	Packing boxes, crates, drums of wood	182	52	52		138	138	
1629	Other wood products	108	67	67		153	153	
16291	Wood products	108	67	67		153	153	
17	PAPER AND PAPER PRODUCTS	787	147	146	1	328	328	
170	Paper & paper products	787	147	146	1	328	328	
1701	Pulp, paper & paperboard	267	51	50	1	114	114	
17013	Paper & paperboard	259	50	49	1	114	114	
17019	Others n.e.c.	8	1	1				

TABLE - 3.0 B **AVERAGE DAILY EMPLOYMENT** **PAKISTAN**

2015-16

Value in '000' Rs

Industry Code	Industry Major Groups and Industries	No. of establishments	Working proprietors			Contributing family worker		
			Total	Male	Female	Total	Male	Female
1	2	3	4	5	6	7	8	9
1702	Corrugated paper/ paperboard & containers	483	93	93		212	212	
17021	Corrugated paper/ paperboard containers	472	92	92		208	208	
17022	Sacks, bags & similar articles of paper	11	1	1		4	4	
1709	Other articles of paper & paperboard	37	3	3		2	2	
17091	Personal hygiene paper product	23				2	2	
17099	Others n.e.c.	14	3	3				
18	PRINTING/REPRODUCTION OF RECORDED MEDIA	422	75	69	6	194	194	
181	Printing	422	75	69	6	194	194	
1811	Printing	418	75	69	6	193	193	
18111	Printing of newspapers/ magazines	78						
18112	Printing of books, brochures, maps etc	172	34	28	6	106	106	
18113	Printing of postage stamps, cheques etc	3						
18114	Printing of diaries & calendars etc	14	4	4		13	13	
18115	Printing on textile, glass, metal, wood	146	37	37		64	64	
18119	Other printing n.e.c.	5	1	1		10	10	
1812	Service related to printing	4				1	1	
18121 &	Binding of printed sheets							
18123 &	Plate/image-making setting services							
18124	Preparation of plates & dies	4				1	1	
19	COKE AND REFINED PETROLEUM PRODUCTS	69	5	5		19	19	
192	Refined petroleum products	69	5	5		19	19	
1920	Refined petroleum products	69	5	5		19	19	
19201	Production of motor fuel/ kerosene etc.	8						
19203 &	Oil-based lubricating oils or greases							
19205	White spirit, vaseline, paraffin wax	55	5	5		18	18	
19207	Blending of bio fuels	6				1	1	
20	CHEMICALS AND CHEMICAL PRODUCTS	947	259	247	11	356	352	4
201	Basic chemicals, fertilizers etc.	379	48	48		100	100	
2011	Basic chemicals	219	21	21		40	40	
20111	Inorganic industrial/ medical gases	75				8	8	
20112	Dyes & pigments in basic form	41	9	9		19	19	
20113	Manufacture of inorganic acids & bases	35				1	1	
20114	Chemical elements & other inorganic compounds	2	2	2				
20115	Basic organic chemicals	46				13	13	
20119	Others n.e.c.	20	11	11				
2012	Fertilizers & nitrogen compounds	23	4	4		1	1	
20121 &	Fertilizers							
20122	Nitrogen products	23	4	4		1	1	
2013	Plastics & synthetic rubber	137	23	23		58	58	
20131	Plastics in primary forms	137	23	23		58	58	
202	Other chemical products	560	209	198	11	255	251	4
2021	Pesticides/ agrochemical products etc	63	13	10	3	5	5	
20211	Insecticides/ fungicides/ herbicides	61	5	5		5	5	
20219	Other agrochemical products n.e.c.	2	8	5	3			
2022	Paints, varnishes & printing ink etc.	133	32	32		37	37	
20221	Paints & varnishes etc	123	32	32		35	35	
20225	Caulking compounds etc	2				2	2	
20227	Printing ink	8						
2023	Soap, perfumes & toilet preparations	229	61	60	1	108	108	
20232	Soap	139	45	44	1	84	84	
20234	Detergent, dish-washing preparation etc	19	5	5		5	5	
20235	Cleaning & polishing products	10	4	4				
20236 &	Perfumes & toilet preparations							
20239	Others n.e.c.	61	7	7		19	19	
2029	Other chemical products n.e.c.	135	103	95	8	104	101	4
20291	Propellant powders/ explosives	29	2	2		28	26	2
20292 &	Gelatine/ glues & prepared adhesives							
20293	Aromatic/odoriferous/distilled waters products	47	48	48		19	19	
20294	Photographic plates, films etc	3						
20298	Matches	24	5	5		7	6	1
20299	Others n.e.c.	32	47	40	8	50	50	
203	Man-made fibres	8	1	1		2	2	
2030	Man-made fibres	8	1	1		2	2	
20301	Synthetic or artificial filament tow	3	1	1		2	2	
20303	Synthetic or artificial filament yarn	5						
21	BASIC PHARMACEUTICAL PRODUCTS	608	102	94	8	62	62	
210	Pharmaceuticals	608	102	94	8	62	62	
2100	Pharmaceuticals	608	102	94	8	62	62	
21001	Medicinal active substances	535	85	77	8	37	37	
21003	Medicaments/ homeopathic preparations	57	11	11		15	15	
21009	Other such activities n.e.c.	16	6	6		10	10	

TABLE - 3.0 B **AVERAGE DAILY EMPLOYMENT** **PAKISTAN**

2015-16

Value in '000' Rs

Industry Code	Industry Major Groups and Industries	No. of establishments	Working proprietors			Contributing family worker		
			Total	Male	Female	Total	Male	Female
1	2	3	4	5	6	7	8	9
22	RUBBER AND PLASTICS PRODUCTS	1201	372	369	3	744	744	
221	Rubber products	129	65	65		62	62	
2211	Rubber tyres & tubes	22	1	1		3	3	
22111	Rubber tyres	20	1	1		3	3	
22112	Inner tubes for tyres	2						
2219	Other rubber products	107	63	63		60	60	
22191	Other products of rubber	107	63	63		60	60	
222	Plastics products	1072	308	304	3	681	681	
2220	Plastics products	1072	308	304	3	681	681	
22201	Plastic products for packing of goods	614	163	160	3	312	312	
22202	Builders' plastics ware	67	8	8		28	28	
22203	Plastic tableware, kitchenware etc	202	55	55		171	171	
22209	Other diverse plastic products	189	82	82		170	170	
23	OTHER NON-METALLIC MINERAL PRODUCTS	12866	2625	2525	100	7258	6673	584
231	Glass & glass products	96	17	17		15	15	
2310	Glass & glass products	96	17	17		15	15	
23101	Flat glass/ glass paving blocks	48	4	4		1	1	
23102	Glass mirror/ bottle/ drinking glass	17	3	3		5	5	
23103	Pharmaceutical glassware etc.	9						
23109	Others glass products n.e.c.	22	10	10		9	9	
239	Non-metallic mineral products n.e.c.	12770	2608	2508	100	7243	6658	584
2391	Refractory products	5				3	3	
23912	Manufacture of refractory ceramic goods	5				3	3	
2392	Clay building materials	10095	1700	1599	100	5308	4724	584
23921	Ceramic tiles, mosaic cubes etc.	4						
23922	Non-refractory clay building materials	10053	1677	1576	100	5290	4706	584
23923	Ceramic sanitary fixtures	38	23	23		18	18	
2393	Other porcelain & ceramic products	175	29	29		31	31	
23931	Ceramic tableware & domestic articles	168	29	29		29	29	
23932	Electrical fittings of ceramics etc.	2						
23939	Other porcelain & ceramic products	5				3	3	
2394	Cement, lime & plaster	77	10	10		16	16	
23941	Clinkers & hydraulic cement	21						
23943	Plasters of calcined gypsum/ sulphate	56	10	10		16	16	
2395	Articles of concrete, cement & plaster	1088	231	231		1009	1009	
23951 &	Precast concrete, cement or stone							
23952	Structural component of cement, concrete	1008	201	201		954	954	
23959	Other articles of concrete or cement	80	30	30		55	55	
2396	Cutting, shaping & finishing of stone	1310	634	634		865	865	
23961	Cutting, shaping & finishing of stone	1310	634	634		865	865	
2399	Other non-metallic mineral products	20	5	5		11	11	
23991	Millstones/abrasive products and polishing	7	2	2		2	2	
23993	Mineral insulating materials	2				4	4	
23995 &	Articles of asphalt etc							
23999	Manufacture of other such products n.e.c.	11	3	3		5	5	
24	BASIC METALS	943	349	349		554	554	
241	Basic iron & steel	662	239	239		299	299	
2410	Basic iron & steel	662	239	239		299	299	
24102 &	Pig iron/spiegeleisen/ferro-alloys & ferrous products							
24103	Pure iron, granular iron & iron powder	2						
24104	Remelting of scrap ingot of iron/ steel	77	7	7		13	13	
24106	Hot/cold-rolled products of steel	457	193	193		245	245	
24108	Welded tubes & pipes of steel	108	23	23		25	25	
24109	Others n.e.c.	18	16	16		16	16	
242	Basic precious & non-ferrous metals	108	46	46		75	75	
2420	Basic precious & non-ferrous metals	108	46	46		75	75	
24202	Aluminium & alloys	63	10	10		10	10	
24203	Lead, zinc, tin & alloys from ores	4	2	2		5	5	
24205	Copper alloys	39	34	34		59	59	
24206	Chrome, manganese, nickel & alloys etc	2				1	1	
243	Casting of metals	173	64	64		180	180	
2431	Casting of iron & steel	163	50	50		176	176	
24311	Casting of iron	126	32	32		142	142	
24312	Casting of steel	37	18	18		34	34	
2432	Casting of non-ferrous metals	10	14	14		5	5	
24324	Casting of precious metal castings	10	14	14		5	5	
25	FABRICATED METAL PRODUCTS	1775	842	841	1	1598	1598	
251	Structural metal products etc	435	159	159		303	303	
2511	Structural metal products	387	158	158		289	289	
25111	Metal framework/ skeleton etc	27	8	8		10	10	
25112	Metal door, window, shutter, gates etc	305	130	130		247	247	
25119	Others n.e.c.	55	21	21		32	32	

TABLE - 3.0 B **AVERAGE DAILY EMPLOYMENT** **PAKISTAN**

2015-16

Value in '000' Rs

Industry Code	Industry Major Groups and Industries	No. of establishments	Working proprietors			Contributing family worker		
			Total	Male	Female	Total	Male	Female
1	2	3	4	5	6	7	8	9
2512	Tanks, reservoirs & containers of metal	39				13	13	
25121	Reservoirs, tanks & containers of metal	6						
25122	Metal containers for gas	31				9	9	
25123	Central heating boilers & radiators	2				5	5	
2513	Steam generators	9	1	1		1	1	
25131	Steam/ vapour generator, condenser etc	6	1	1		1	1	
25132	Parts for marine or power boilers/ nuclear reactors etc.	3						
252	Weapons & ammunition	38	5	5		21	21	
2520	Weapons & ammunition	38	5	5		21	21	
25201 &	Heavy weapons							
25202	Small arms	38	5	5		21	21	
259	Other fabricated metal products	1302	678	677	1	1274	1274	
2592	Treatment & coating of metals	5				6	6	
25921 &	Plating, anodizing, s&blasting etc.							
25922	Colouring/engraving, non-metallic coating metals	5				6	6	
2593	Cutlery, h& tools & general hardware	452	266	266		423	423	
25931	Cutlery	245	165	165		261	261	
25932	Knives, h& tools, saw blades etc	133	47	47		99	99	
25933	Padlocks, locks, keys, hinges etc	57	35	35		45	45	
25934	Other tools of such nature n.e.c.	17	19	19		18	18	
2599	Other fabricated metal products n.e.c.	845	412	411	1	846	846	
25991	Cans, drums, buckets, boxes, tins etc	95	70	70		109	109	
25992	Uninsulated or insulated metal cable	4	8	8				
25993	Nails, bolts, screws, nuts, chains etc.	118	67	67		105	105	
25994	Metal household articles	307	171	171		381	381	
25995	Metal goods for office use	48	16	16		45	45	
25996	Safes, strongboxes, armoured doors etc.	85	28	28		80	80	
25997	Various metal articles	106	22	21	1	59	59	
25999	Others n.e.c.	82	29	29		66	66	
26	COMPUTER, ELECTRONIC AND OPTICAL PRODUCTS	38	9	9		12	12	
261	Electronic components & boards	8	4	4				
2610	Electronic components & boards	8	4	4				
26101 &	Capacitors, resistors, microprocessors							
26109	Others n.e.c.	8	4	4				
263	Communication equipment	7						
2630	Communication equipment	7						
26301	Telephones pbx, facsimile equipment etc	2						
26303	Cable television equipment, antenna etc	5						
264	Consumer electronics	8	1	1		1	1	
2640	Consumer electronics	8	1	1		1	1	
26402	Televisions, monitors & displays	2						
26409	Others n.e.c.	6	1	1		1	1	
265	Measuring equipment; watches/ clocks	13	4	4		11	11	
2651	Measuring, navigating/ control equipment	9				7	7	
26514	Measuring & control equipment	2				2	2	
26516	Scales, balances & laboratory apparatus	2						
26519	Manufacture of others n.e.c.	5				5	5	
2652	Watches & clocks	4	4	4		4	4	
26521	Watches & clocks	4	4	4		4	4	
266 &	Electro medical/ electrotherapeutic equipment							
268	Magnetic & optical media	2						
2660 &	Irradiation, electro medical equipment							
2680	Magnetic & optical media	2						
26602 &	Electro medical/ electrotherapeutic equipment							
26801	Audio & video tapes/ cassettes	2						
27	ELECTRICAL EQUIPMENT	768	280	279	1	422	417	5
271	Electric motor, generator, transformer	148	70	69	1	57	57	
2710	Electric motors, generators, transformers etc.	148	70	69	1	57	57	
27101	Electric transformers	23	3	2	1			
27102	Electric motors/ power generators etc	19	1	1		7	7	
27103	Electric power distribution panel etc.	64	37	37		32	32	
27104	Switchboard apparatus, fuses, switches	2						
27109	Others n.e.c.	40	29	29		18	18	
272	Batteries & accumulators	24	2	2		6	6	
2720	Batteries & accumulators	24	2	2		6	6	
27203	Lead acid/ lithium/ dry/ wet batteries	24	2	2		6	6	
273	Wiring & wiring devices	120	47	47		46	46	
2731 &	Fibre optic cables							
2732	Other electric wires & cables	120	47	47		46	46	
27310 &	Fibre optic cable for data transmission etc.							
27320	Insulated wire & cable	120	47	47		46	46	
274	Electric lighting equipment	43	17	17		19	19	
2740	Electric lighting equipment	43	17	17		19	19	
27401	Lamps, bulbs, ch&eliers,lanterns etc.	14	10	10		5	5	
27409	Others n.e.c.	29	7	7		14	14	

TABLE - 3.0 B **AVERAGE DAILY EMPLOYMENT** **PAKISTAN**

2015-16

Value in '000' Rs

Industry Code	Industry Major Groups and Industries	No. of establishments	Working proprietors			Contributing family worker		
			Total	Male	Female	Total	Male	Female
1	2	3	4	5	6	7	8	9
275	Domestic appliances	409	141	141		290	287	3
2750	Domestic appliances	409	141	141		290	287	3
27501	Domestic electric appliances	357	130	130		262	259	3
27502	Domestic electrothermic appliances	6				2	2	
27503	Domestic non-electric cooking equipment	46	11	11		26	26	
279	Other electrical equipment	24	2	2		4	2	1
2790	Other electrical equipment	24	2	2		4	2	1
27901	Battery chargers & electrical bells etc	4						
27909	Others n.e.c.	20	2	2		4	2	1
28	MACHINERY AND EQUIPMENT N.E.C.	875	500	481	20	842	840	1
281	General-purpose machinery	384	145	142	2	359	359	
2811	Engines & turbines	5				2	2	
28112	Turbines & parts etc	5				2	2	
2813	Other pumps, compressors, taps & valves	164	58	55	2	144	144	
28131	Air or vacuum pumps/ compressors	2						
28132	Pumps for liquids	112	45	43	2	63	63	
28133	Pumps for engines/ motor vehicle pumps	11	4	4		19	19	
28134	Industrial taps/ valves & h& pump etc	39	9	9		62	62	
2814	Bearings, gears, gearing etc	6				22	22	
28143	Gears, pulleys & transmission chain etc	6				22	22	
2815 &	Ovens, furnaces & furnace burners							
2816	Lifting & h&ling equipment	40	19	19		19	19	
28151 &	Electrical & other furnaces, ovens,burners etc.							
28161	Lifting, h&ling, loading machinery	40	19	19		19	19	
2819	Other general-purpose machinery	169	68	68		172	172	
28191	Industrial freezing equipment etc.	22	2	2		14	14	
28192	Weighing, packing & wrapping machinery	18	7	7		23	23	
28193	Filtering or purifying machinery	16	8	8		6	6	
28198	Parts for general-purpose machinery	69				10	10	
28199	Others n.e.c.	44	51	51		119	119	
282	Special-purpose machinery	491	356	338	17	482	481	1
2821	Agricultural & forestry machinery	349	187	182	5	262	262	
28211	Tractors	16						
28213	Agricultural trailers or semi-trailers	28	15	15		24	24	
28214	Soil preparation, planting machinery	49	31	31		36	36	
28215 &	Harvesting or threshing machinery							
28216 &	Milking machines							
28217	Spraying machinery	57	36	32	4	54	54	
28219	Diverse agricultural machinery	199	105	104	1	149	149	
2822	Metal-forming machinery & machine tools	34	8	8		30	30	
28222	Tools for grinding, drilling, boring	18	3	3		11	11	
28223	Stamping or pressing machine tools	9	5	5		19	19	
28224	Hydraulic presse/ forging machine etc.	5						
28227	Parts/ accessories for machine tools	2						
2824	Mining/ quarrying/ construction machinery	13	9	9		14	14	
28242	Boring, cutting & tunnelling machinery	3	7	7		2	2	
28243 &	Machinery for treating minerals							
28245 &	Manufacture of earth-moving machinery							
28246	Pile drivers/ mortar spreaders etc.	10	2	2		12	12	
2825	Food, beverage & tobacco machinery	29	12	12		23	23	
28253	Grain milling machinery	10	5	5		7	7	
28256	Machinery for extractionof animal/vegetable fats/oils	2				1	1	
28259	Food processing machinery	17	7	7		15	15	
2826	Textile, apparel & leather machinery	63	137	125	12	151	149	1
28261	Textile machinery	35	134	122	12	109	109	
28262	Equipment for textile machinery	4				6	6	
28266	Sewing machines	24	4	4		35	34	1
2829	Other special-purpose machinery	3	2	2		2	2	
28291 &	Machinery for paper pulp,paperboard product etc							
28292	Rubber & plastic products machinery							
28299	Others n.e.c.	3	2	2		2	2	
29	MOTOR VEHICLES, TRAILERS AND SEMI	784	245	244	1	361	360	1
291	Motor vehicles	26	8	8		2	2	
2910	Motor vehicles	26	8	8		2	2	
29101	Passenger cars, commercial busses etc.	21	3	3		2	2	
29102 &	Motor vehicle engines, chassis etc.							
29103	Other motor vehicles	5	5	5				
292	Motor vehicle bodies, trailers etc	121	61	61		82	82	
2920	Motor bodies, trailers & semi-trailers	121	61	61		82	82	
29201	Bodies for motor vehicles	13	9	9		27	27	
29202	Trailers & semi-trailers	108	52	52		55	55	
293	Parts & accessories for motor vehicles	637	176	175	1	277	276	1
2930	Parts & accessories for motor vehicles	637	176	175	1	277	276	1
29301	Parts & accessories for motor vehicles	637	176	175	1	277	276	1

TABLE - 3.0 B **AVERAGE DAILY EMPLOYMENT** **PAKISTAN**

2015-16

Value in '000' Rs

Industry Code	Industry Major Groups and Industries	No. of establishments	Working proprietors			Contributing family worker		
			Total	Male	Female	Total	Male	Female
1	2	3	4	5	6	7	8	9
30	OTHER TRANSPORT EQUIPMENT	181	47	47		100	100	
302 &	Railway locomotives & rolling stock							
309	Transport equipment n.e.c.	181	47	47		100	100	
3020 &	Railway locomotives & rolling stock							
3091	Motorcycles	170	45	45		91	91	
30202 &	Railway or tramway coaches services etc.							
30911	Motorcycles, engines for motorcycles	37				17	17	
30912	Parts & accessories for motorcycles.	133	45	45		74	74	
3092	Bicycles & invalid carriages	11	2	2		9	9	
30921 &	Non-motorized bicycles & parts etc.							
30922	Invalid/baby carriages, their parts/accessories, etc.	11	2	2		9	9	
31	FURNITURE	1462	506	503	3	1234	1234	
310	Furniture	1462	506	503	3	1234	1234	
3100	Furniture	1462	506	503	3	1234	1234	
31001 &	Furniture & fixtures.							
31002	Furniture for shops/churches, schools, restaurants	623	223	221	2	468	468	
31003	manufacture of office furniture	13	7	7		6	6	
31004	Furniture for kitchen bedrooms etc.	824	275	274	1	760	760	
31005	Laboratory benches/ laboratory furniture	2	1	1				
32	OTHER MANUFACTURING	1430	2009	1964	45	1043	1002	40
321	Jewellery, bijouterie etc	63	12	12		49	49	
3211	Jewellery & related articles	27	12	12		49	49	
32113 &	Jewellery, goldsmiths' articles.							
32114	Metal watchs, watch straps & cigarette cases etc.	27	12	12		49	49	
3212	Imitation jewellery & related articles	36						
32121	Costume or imitation jewellery.	36						
322	Musical instruments	10	15	15		10	10	
3220	Musical instruments	10	15	15		10	10	
32201 &	Stringed instruments, harmoniums etc.							
32202	Musical instruments & parts.	10	15	15		10	10	
323	Sports goods	382	629	627	2	245	245	
3230	Sports goods	382	629	627	2	245	245	
32301	Foot balls.	120	134	134		40	40	
32302	Rackets, bats.	31	34	34		19	19	
32309	Other sports articles/ equipment etc.	231	461	459	2	186	186	
324	Games & toys	13	5	5		9	9	
3240	Games & toys	13	5	5		9	9	
32401	Dolls, toy animals etc.	13	5	5		9	9	
325	Medical & dental instruments & supplies	906	1320	1276	43	677	636	40
3250	Medical & dental instruments & supplies	906	1320	1276	43	677	636	40
32501	Surgical drapes/ sterile string etc	22						
32505	Surgical, dental/ veterinary furniture.	6	2	2		3	3	
32506	Dental instruments/ orthopaedic devices	46	62	62		37	37	
32509	Others n.e.c.	832	1255	1212	43	637	596	40
329	Other manufacturing n.e.c.	56	30	30		52	52	
3290	Other manufacturing n.e.c.	56	30	30		52	52	
32902	Brooms & brushes.	24	9	9		23	23	
32903	Pens, pencils & stamps etc.	13				1	1	
32909	Others n.e.c.	19	21	21		28	28	

TABLE - 4.0 A **FIXED ASSETS** **PAKISTAN**

2015-16

Value in '000' Rs

Industry Code	Industrial Major Groups and Industry	No. of establishments	Value of fixed assets at the beginning of the year	Acquisition, addition, alteration & major improvements during year	Sales proceeds of fixed assets disposed off during year	Capital formation on own account	Gross Fixed Capital Formation (5+6-7+8)	Depreciation for fixed assets	Value of fixed assets at the end of the year
1	2	3	4	5	6	7	8	9	10
C	**ALL INDUSTIRES**	**42578**	**3660119072**	**476644683**	**13485567**	**3541243**	**466700359**	**210624730**	**3916194701**
10	FOOD PRODUCTS	5597	576932885	78315246	3278765	52502	75088983	33875649	618146219
101	Processing & preserving of meat	22	5756754	2053942	53766		2000176	565305	7191625
1010	Processing & preserving of meat	22	5756754	2053942	53766		2000176	565305	7191625
10102	Fresh, chilled or frozen meat	10	2282336	250848	53766		197082	162073	2317346
10104 &	Meat products								
10107	Processing of animal offal	12	3474418	1803094			1803094	403233	4874279
102	Processing & preserving of fish	14	291579	11944			11944	22783	280740
1020	Processing/ preserving of fish, molluscs	14	291579	11944			11944	22783	280740
10202	Fish, crustacean & mollusc products	14	291579	11944			11944	22783	280740
103	Processing of fruit/ vegetables	44	4493960	951771	112299		839472	539193	4794239
1030	Processing/ preserving of fruit/ vegetables	44	4493960	951771	112299		839472	539193	4794239
10302	Preserving of fruit, nuts or vegetables	30	923063	295094	28835		266259	29719	1159603
10304	Fruit or vegetable juices.	3	998835	1515			1515	28329	972021
10305	Jams, jellies & marmalades	11	2572062	655162	83464		571699	481146	2662615
104	Vegetable & animal oils/ fats	843	64938169	9316608	95035	8131	9229705	2904181	71263694
1040	Vegetable & animal oils & fats	843	64938169	9316608	95035	8131	9229705	2904181	71263694
10401	Crude / refined vegetable oils	507	55624290	8683221	93496	8131	8597857	2871457	61350690
10405	Cotton linters.	205	6265938	468999	1000		467999	18449	6715489
10406	Oilcakes & others	131	3047941	164388	539		163849	14275	3197515
105	Dairy products	148	72805015	11130079	1754766		9375313	8234970	73945358
1050	Dairy products	148	72805015	11130079	1754766		9375313	8234970	73945358
10501	fresh liquid milk & milk-based drinks	26	69558231	10465065	1703538		8761527	7978916	70340842
10504	Butter/ cheese etc.	17	576818	188803	36350		152454	48623	680649
10506	Ice cream & other edible ice.	100	2514649	476195	14878		461316	201897	2774069
10509	Others n.e.c.	5	155316	16			16	5534	149798
106	Grain mill products, starches etc	3097	100825605	8109659	144439	12727	7977947	1606076	107197475
1061	Grain mill products	3094	96164864	6717358	129173	12118	6600303	1151963	101613203
10611	Grain milling.	1144	36400131	2783493	75264	5991	2714220	462563	38651788
10612	Rice milling.	1782	58160374	3812935	53759	6127	3765302	663893	61261784
10613	Vegetable milling	166	1230786	116125			116125	22174	1324737
10614	Cereal breakfast foods	2	373573	4806	150		4656	3334	374895
1062	Starches & starch products	3	4660741	1392301	15266	609	1377644	454113	5584272
10621 &	Starches from rice, potatoes, maize etc.								
10623	Glucose/ glucose syrup etc	3	4660741	1392301	15266	609	1377644	454113	5584272
107	Other food products	1245	297856721	44603721	1035317	20811	43589215	18447390	322998546
1071	Bakery products	807	35828502	9311884	298579	3540	9016845	2854476	41990871
10711	Bread & rolls	88	3457665	467714	58777		408937	324995	3541606
10712	Pastry, cakes, pies etc.	100	2872178	2602966			2602966	74353	5400791
10713	Rusks, biscuits & bakery products	344	25243636	5811594	217441	3481	5597634	2269304	28571966
10719	Others n.e.c.	275	4255023	429611	22362	59	407308	185824	4476507
1072	Sugar	82	220255867	29263234	572416	8046	28698865	12707115	236247617
10721	Sugar & sugar substitutes	82	220255867	29263234	572416	8046	28698865	12707115	236247617
1073	Chocolate & sugar confectionery	86	15708034	2558200	47442	196	2510955	1279500	16939489
10732	Chocolate & sugar confectionery	81	15648901	2558155	47442	196	2510910	1278900	16880911
10733	Chewing gum	5	59133	45			45	600	58578
1074	Macaroni, noodles, pasta etc.	16	196978	82684			82684	16480	263182
10741	Pastas/ macaroni etc	16	196978	82684			82684	16480	263182
1079	Other food products n.e.c.	254	25867340	3387718	116880	9029	3279867	1589819	27557387
10792 &	Blending of tea & mate								
10794	Infant formula or baby foods etc	14	6129713	2114781	57779		2057002	813539	7373176
10795	Prepared foods/sandwiches, fresh pizza etc.	2							
10796	Spices, sauces & condiments	50	5500328	477365	53604	9029	432790	504902	5428216
10798	Processing of salt	37	545377	58611			58611	29597	574391
10799	Others n.e.c.	151	13691921	736961	5497		731464	241781	14181604
108	Prepared animal feeds	184	29965081	2137521	83143	10833	2065211	1555751	30474542
1080	Prepared animal feeds	184	29965081	2137521	83143	10833	2065211	1555751	30474542
10802	Prepared feeds for farm animals	184	29965081	2137521	83143	10833	2065211	1555751	30474542
11	BEVERAGES	131	89504114	13309386	547958		12761428	8447206	93818336
110	Beverages	131	89504114	13309386	547958		12761428	8447206	93818336
1101 &	Distilling, rectifying/ blending of spirits								
1104	Soft drinks, mineral waters etc	131	89504114	13309386	547958		12761428	8447206	93818336
11010 &	Alcoholic beverages/ distilled spirits								
11041	Non-alcoholic beverages	35	13308337	1935698	76535		1859163	592545	14574956
11042	Natural mineral waters/ bottled waters	54	5256253	49458			49458	13898	5291814
11043	Soft drinks like lemonade, cola etc.	42	70939523	11324229	471423		10852806	7840764	73951566
12	TOBACCO PRODUCTS	28	19022212	4639199	159856		4479343	2393765	21107790
120	Tobacco products	28	19022212	4639199	159856		4479343	2393765	21107790
1200	Tobacco products	28	19022212	4639199	159856		4479343	2393765	21107790
12001	Tobacco products & substitutes etc.	25	19007014	4639199	159856		4479343	2393765	21092592
12009	Others n.e.c.	3	15198						15198

TABLE - 4.0 A **FIXED ASSETS** **PAKISTAN**

2015-16

Value in '000' Rs

Industry Code	Industrial Major Groups and Industry	No. of establishments	Value of fixed assets at the beginning of the year	Acquisition, addition, alteration & major improvements during year	Sales proceeds of fixed assets disposed off during year	Capital formation on own account	Gross Fixed Capital Formation (5+6-7+8)	Depreciation for fixed assets	Value of fixed assets at the end of the year
1	2	3	4	5	6	7	8	9	10
13	TEXTILES	7503	1030026780	124529750	3664534	147874	121013090	59765735	1091274135
131	Spinning, weaving, finishing of textile	5819	979164544	120164085	3436566	146733	116874252	57408767	1038630029
1311	Spinning of textile fibres	828	586916706	72267649	1943480	112028	70436197	36618241	620734662
13112	Spinning of yarn or thread	828	586916706	72267649	1943480	112028	70436197	36618241	620734662
1312	Weaving of textiles	4442	351099671	43123965	1427520	20841	41717286	19255225	373561732
13121	Broad woven fabrics	4130	336941015	42141226	1336353	20841	40825714	18863219	358903510
13122	Other broad woven fabrics etc.	2	988506	19923	56583		-36660	37627	914219
13129	Others n.e.c.	310	13170150	962816	34584		928232	354379	13744003
1313	Finishing of textiles	549	41148167	4772470	65565	13864	4720769	1535301	44333636
13131	Bleaching & dyeing of fabrics	549	41148167	4772470	65565	13864	4720769	1535301	44333636
139	Other textiles	1684	50862236	4365666	227968	1140	4138838	2356969	52644106
1392	Made-up textile articles	346	30728095	2162036	47525	989	2115499	1878807	30964787
13921	Madeup articles of any textile material	278	20827357	1745139	47437	989	1698691	1405846	21120202
13922	Made-up furnishing articles	56	9665568	416897	89		416808	472960	9609416
13929	Others n.e.c.	12	235169						235169
1393	Carpets & rugs	77	2283104	105511	215		105296	85559	2302841
13930	Floor coverings like carpets, rugs etc.	77	2283104	105511	215		105296	85559	2302841
1394	Cordage, rope, twine & netting	20	838029	111423			111423	53792	895660
13941 &	Twine, cordage, rope etc.								
13942	Knotted netting of twine, cordage/ rope	20	838029	111423			111423	53792	895660
1399	Other textiles n.e.c.	1241	17013009	1986695	180227	152	1806620	338811	18480818
13991	Labels/ badges etc.	57	865892	95859	153692		-57833	55645	752414
13992	Tulles/ laces & other net fabrics	1148	14805216	1859336	25512	152	1833976	270723	16368469
13999	Others n.e.c.	36	1341901	31500	1023		30477	12444	1359935
14	WEARING APPAREL	2371	190763091	34887094	317842		34569252	12783821	212548522
141	Wearing apparel	2147	155979306	32094569	287289		31807280	11376070	176410516
1410	Wearing apparel	2147	155979306	32094569	287289		31807280	11376070	176410516
14101	Wearing apparel of leather	184	6527548	754951	47207		707744	337619	6897674
14102	Outerwear/ work wear	1284	137162804	30415846	235676		30180170	10216959	157126015
14103	Underwear/ nightwear	166	3275011	315400	1536		313865	106047	3482828
14104	Babies' garments/ tracksuits etc.	20	1737372	64851			64851	20243	1781980
14105 &	Other clothing accessories								
14109	Others n.e.c.	493	7276571	543520	2870		540650	695202	7122019
143	Knitted & crocheted apparel	224	34783785	2792526	30553		2761973	1407751	36138007
1430	Knitted & crocheted apparel	224	34783785	2792526	30553		2761973	1407751	36138007
14301	Knitted or crocheted wearing apparel	30	2955000	995268			995268		3950268
14302	Hosiery, socks, tights & pantyhose etc	194	31828785	1797258	30553		1766704	1407751	32187739
15	LEATHER PRODUCTS	1150	30790961	4712788	296815	241	4416215	1353227	33853950
151	Tanning of leather & leather products	398	14651586	1408613	79897	241	1328957	447386	15533157
1511	Tanning & dressing of leather	346	12968406	1260608	67825		1192782	388347	13772842
15111	Tanning/ dressing of hides & skins	341	12859586	1255108	67685		1187422	388347	13658662
15119	Others n.e.c.	5	108820	5500	140		5360		114180
1512	Luggage, h&bags, saddlery etc.	52	1683180	148005	12071	241	136175	59040	1760315
15121	Luggage, h&bags etc.	27	475467	5703	17		5685		481152
15122	Articles of leather etc.	25	1207713	142303	12054	241	130490	59040	1279163
152	Footwear	752	16139375	3304175	216918		3087258	905840	18320792
1520	Footwear	752	16139375	3304175	216918		3087258	905840	18320792
15201	Footwear	746	16072713	3293695	216918		3076778	905548	18243943
15202	Leather parts of footwear etc.	6	66662	10480			10480	292	76849
16	WOOD AND WOOD PRODUCTS	642	14652187	1485569	6551	11132	1490150	628786	15513551
161	Sawmilling & planning of wood	147	607058	87693	4247	9577	93022	880	699200
1610	Sawmilling & planning of wood	147	607058	87693	4247	9577	93022	880	699200
16101 &	Sawing & planning of wood								
16102	Wooden railway sleepers	147	607058	87693	4247	9577	93022	880	699200
162	Products of wood, cork, straw etc.	495	14045129	1397876	2304	1555	1397127	627906	14814351
1621	Veneer sheets & wood-based panels	82	11319612	1227958	1050		1226908	619484	11927036
16211	Manufacture of veneer sheets	6	40623						40623
16212	Plywood/ veneer panel/ laminated sheets	50	4131273	781098			781098	188653	4723717
16213	Particle board/ densified wood etc.	26	7147717	446860	1050		445810	430831	7162696
1622	Builders' carpentry & joinery	123	1512316	120808	592	809	121024	523	1632817
16221	Wooden goods of construction industry	123	1512316	120808	592	809	121024	523	1632817
1623	Wooden containers	182	700876	9257	192	433	9498	3236	707138
16231	Packing boxes, crates, drums of wood	182	700876	9257	192	433	9498	3236	707138
1629	Other wood products	108	512326	39854	470	313	39697	4663	547360
16291	Wood products	108	512326	39854	470	313	39697	4663	547360
17	PAPER AND PAPER PRODUCTS	787	92052445	23183944	124145	252	23060050	2815839	112296657
170	Paper & paper products	787	92052445	23183944	124145	252	23060050	2815839	112296657
1701	Pulp, paper & paperboard	267	37187402	8472770	42303	97	8430564	1633111	43984854
17013	Paper & paperboard	259	36967210	8467732	41173	97	8426656	1616824	43777041
17019	Others n.e.c.	8	220192	5038	1130		3908	16287	207813

TABLE - 4.0 A **FIXED ASSETS** **PAKISTAN**

2015-16

Value in '000' Rs

Industry Code	Industrial Major Groups and Industry	No. of establishments	Value of fixed assets at the beginning of the year	Acquisition, addition, alteration & major improvements during year	Sales proceeds of fixed assets disposed off during year	Capital formation on own account	Gross Fixed Capital Formation (5+6-7+8)	Depreciation for fixed assets	Value of fixed assets at the end of the year
1	2	3	4	5	6	7	8	9	10
1702	Corrugated paper/ paperboard & containers	483	51302756	14366577	65415	155	14301318	849991	64754083
17021	Corrugated paper/ paperboard containers	472	50706780	14145557	63114	155	14082599	769526	64019852
17022	Sacks, bags & similar articles of paper	11	595977	221020	2301		218719	80465	734231
1709	Other articles of paper & paperboard	37	3562287	344597	16428		328169	332737	3557719
17091	Personal hygiene paper product	23	2132009	156082	1147		154935	199959	2086986
17099	Others n.e.c.	14	1430278	188515	15281		173234	132778	1470734
18	PRINTING/REPRODUCTION OF RECORDED MEDIA	422	16644122	1838274	12381		1825893	876631	17593384
181	Printing	422	16644122	1838274	12381		1825893	876631	17593384
1811	Printing	418	16545846	1838179	12381		1825798	876631	17495013
18111	Printing of newspapers/ magazines	78	6962486	559480			559480	217476	7304491
18112	Printing of books, brochures, maps etc	172	2555468	244949	2650		242299	87289	2710478
18113	Printing of postage stamps, cheques etc	3	1375027	117789			117789	129717	1363099
18114	Printing of diaries & calendars etc	14	215085	34361	1550		32811	20223	227673
18115	Printing on textile, glass, metal, wood	146	5371141	881600	8181		873419	421922	5822638
18119	Other printing n.e.c.	5	66640					5	66635
1812	Service related to printing	4	98276	95			95		98371
18121 &	Binding of printed sheets								
18123 &	Plate/image-making setting services								
18124	Preparation of plates & dies	4	98276	95			95		98371
19	COKE AND REFINED PETROLEUM PRODUCTS	69	67832221	2326643	64305	164898	2427236	8636470	61622987
192	Refined petroleum products	69	67832221	2326643	64305	164898	2427236	8636470	61622987
1920	Refined petroleum products	69	67832221	2326643	64305	164898	2427236	8636470	61622987
19201	Production of motor fuel/ kerosene etc.	8	58040528	1467503	34835	164627	1597295	8476431	51161393
19203 &	Oil-based lubricating oils or greases								
19205	White spirit, vaseline, paraffin wax	55	9776888	859139	29470	271	829940	160039	10446789
19207	Blending of bio fuels	6	14805						14805
20	CHEMICALS AND CHEMICAL PRODUCTS	947	489107443	61317570	857195	636681	61097056	27990958	522213540
201	Basic chemicals, fertilizers etc.	379	444706927	46377717	531475	634923	46481164	23229355	467958737
2011	Basic chemicals	219	140350475	10522254	264684	49	10257619	8220451	142387643
20111	Inorganic industrial/ medical gases	75	31354160	3553852	119074		3434779	2836101	31952838
20112	Dyes & pigments in basic form	41	11169526	3836541	45769		3790772	798568	14161730
20113	Manufacture of inorganic acids & bases	35	17096895	1921738	29395	49	1892392	1325606	17663681
20114	Chemical elements & other inorganic compounds	2	5155	640			640		5795
20115	Basic organic chemicals	46	28728821	1095464	68491		1026973	1367497	28388296
20119	Others n.e.c.	20	51995919	114019	1955		112063	1892679	50215303
2012	Fertilizers & nitrogen compounds	23	286003417	34299856	153284	634182	34780754	12935024	307849147
20121 &	Fertilizers								
20122	Nitrogen products	23	286003417	34299856	153284	634182	34780754	12935024	307849147
2013	Plastics & synthetic rubber	137	18353035	1555608	113508	692	1442791	2073880	17721947
20131	Plastics in primary forms	137	18353035	1555608	113508	692	1442791	2073880	17721947
202	Other chemical products	560	40502243	14810151	319595	1758	14492314	4601125	50393431
2021	Pesticides/ agrochemical products etc	63	4838985	467427	32201		435226	345562	4928649
20211	Insecticides/ fungicides/ herbicides	61	4800147	467427	32201		435226	342437	4892936
20219	Other agrochemical products n.e.c.	2	38838					3125	35713
2022	Paints, varnishes & printing ink etc.	133	8594701	2920689	51847	4	2868847	417062	11046486
20221	Paints & varnishes etc	123	8088223	2901838	51847	4	2849995	412374	10525844
20225	Caulking compounds etc	2	10412						10412
20227	Printing ink	8	496066	18852			18852	4688	510230
2023	Soap, perfumes & toilet preparations	229	18465230	10803718	171842		10631877	3553498	25543609
20232	Soap	139	5216662	8113858	69944		8043914	2003253	11257322
20234	Detergent, dish-washing preparation etc	19	3516835	204831	35900		168932	557248	3128519
20235	Cleaning & polishing products	10	78988	3379			3379	2441	79926
20236 &	Perfumes & toilet preparations								
20239	Others n.e.c.	61	9652745	2481650	65997		2415653	990556	11077842
2029	Other chemical products n.e.c.	135	8603326	618316	63705	1754	556364	285003	8874688
20291	Propellant powders/ explosives	29	733055	239612	737		238875	52101	919829
20292 &	Gelatine/ glues & prepared adhesives								
20293	Aromatic/odoriferous/distilled waters products	47	3612465	62411	16918	1754	47246	78801	3580910
20294	Photographic plates, films etc	3	515753	151239	11333		139906	48139	607521
20298	Matches	24	1066007	117106	1356		115750	31621	1150135
20299	Others n.e.c.	32	2676046	47949	33361		14587	74341	2616292
203	Man-made fibres	8	3898273	129703	6125		123578	160478	3861372
2030	Man-made fibres	8	3898273	129703	6125		123578	160478	3861372
20301	Synthetic or artificial filament tow	3	366028	6214			6214		372242
20303	Synthetic or artificial filament yarn	5	3532245	123489	6125		117364	160478	3489130
21	BASIC PHARMACEUTICAL PRODUCTS	608	100490930	20569705	810071	1357946	21117580	8440463	113168047
210	Pharmaceuticals	608	100490930	20569705	810071	1357946	21117580	8440463	113168047
2100	Pharmaceuticals	608	100490930	20569705	810071	1357946	21117580	8440463	113168047
21001	Medicinal active substances	535	87668888	13811147	793731	1357946	14375362	7908111	94136139
21003	Medicaments/ homeopathic preparations	57	9908350	6654873	14105		6640768	448287	16100831
21009	Other such activities n.e.c.	16	2913692	103685	2235		101450	84065	2931077

TABLE - 4.0 A **FIXED ASSETS** **PAKISTAN**

2015-16

Value in '000' Rs

Industry Code	Industrial Major Groups and Industry	No. of establishments	Value of fixed assets at the beginning of the year	Acquisition, addition, alteration & major improvements during year	Sales proceeds of fixed assets disposed off during year	Capital formation on own account	Gross Fixed Capital Formation (5+6-7+8)	Depreciation for fixed assets	Value of fixed assets at the end of the year
1	2	3	4	5	6	7	8	9	10
22	RUBBER AND PLASTICS PRODUCTS	1201	90577056	9401483	375320	29431	9055595	5353080	94279571
221	Rubber products	129	10840506	1815075	2031	6	1813051	601436	12052121
2211	Rubber tyres & tubes	22	7578968	1541014	2016		1538998	541648	8576318
22111	Rubber tyres	20	7571157	1540600	2016		1538584	541648	8568093
22112	Inner tubes for tyres	2	7811	414			414		8225
2219	Other rubber products	107	3261538	274062	15	6	274053	59787	3475803
22191	Other products of rubber	107	3261538	274062	15	6	274053	59787	3475803
222	Plastics products	1072	79736550	7586408	373289	29425	7242544	4751644	82227450
2220	Plastics products	1072	79736550	7586408	373289	29425	7242544	4751644	82227450
22201	Plastic products for packing of goods	614	74008404	7235811	365058	29425	6900178	4666133	76242448
22202	Builders' plastics ware	67	1076360	42703			42703	45608	1073454
22203	Plastic tableware, kitchenware etc	202	1884498	36600			36600	10957	1910141
22209	Other diverse plastic products	189	2767288	271294	8231		263063	28945	3001406
23	OTHER NON-METALLIC MINERAL PRODUCTS	12866	400941441	27445551	852754	22335	26615133	19105436	408451138
231	Glass & glass products	96	22816093	2434792	62450		2372342	2355562	22832873
2310	Glass & glass products	96	22816093	2434792	62450		2372342	2355562	22832873
23101	Flat glass/ glass paving blocks	48	21734132	2227787	62450		2165337	2296971	21602497
23102	Glass mirror/ bottle/ drinking glass	17	418466	166811			166811	37220	548058
23103	Pharmaceutical glassware etc.	9	368659	15689			15689	18074	366274
23109	Others glass products n.e.c.	22	294836	24506			24506	3297	316045
239	Non-metallic mineral products n.e.c.	12770	378125348	25010759	790304	22335	24242790	16749874	385618264
2391	Refractory products	5	39746	9			9	98	39657
23912	Manufacture of refractory ceramic goods	5	39746	9			9	98	39657
2392	Clay building materials	10095	92028656	6129051	102976	20382	6046458	651851	97423262
23921	Ceramic tiles, mosaic cubes etc.	4	4373122	235082	68642	492	166931	414542	4125511
23922	Non-refractory clay building materials	10053	87417158	5891918	33812	19890	5877996	234272	93060882
23923	Ceramic sanitary fixtures	38	238376	2052	522		1530	3037	236869
2393	Other porcelain & ceramic products	175	6399624	31411	111		31300	82987	6347937
23931	Ceramic tableware & domestic articles	168	5149112	13883			13883		5162994
23932	Electrical fittings of ceramics etc.	2	1188043	17529	111		17418	82861	1122600
23939	Other porcelain & ceramic products	5	62469					126	62342
2394	Cement, lime & plaster	77	260673592	17201951	577615		16624336	15619697	261678231
23941	Clinkers & hydraulic cement	21	260409048	17201951	577615		16624336	15619697	261413687
23943	Plasters of calcined gypsum/ sulphate	56	264544						264544
2395	Articles of concrete, cement & plaster	1088	9978024	984725	102392	1417	883750	121813	10739960
23951 &	Precast concrete, cement or stone								
23952	Structural component of cement, concrete	1008	9648448	889443	102090	1191	788543	120985	10316006
23959	Other articles of concrete or cement	80	329576	95282	301	226	95206	829	423954
2396	Cutting, shaping & finishing of stone	1310	8796035	620897	5589	537	615845	267469	9144412
23961	Cutting, shaping & finishing of stone	1310	8796035	620897	5589	537	615845	267469	9144412
2399	Other non-metallic mineral products	20	209671	42714	1621		41093	5959	244805
23991	Millstones/abrasive products and polishing	7	61270	2575			2575		63845
23993	Mineral insulating materials	2	1850						1850
23995 &	Articles of asphalt etc								
23999	Manufacture of other such products n.e.c.	11	146551	40139	1621		38518	5959	179110
24	BASIC METALS	943	164010940	25531626	254955	20859	25297531	5113776	184194694
241	Basic iron & steel	662	158074800	25123817	238316	20859	24906360	4944903	178036257
2410	Basic iron & steel	662	158074800	25123817	238316	20859	24906360	4944903	178036257
24102 &	Pig iron/spiegeleisen/ferro-alloys & ferrous products								
24103	Pure iron, granular iron & iron powder	2	198413	38638	3384		35254	34431	199236
24104	Remelting of scrap ingot of iron/ steel	77	10636332	555966	8498	11185	558653	387185	10807800
24106	Hot/cold-rolled products of steel	457	97863499	15391850	68889	135	15323095	3072020	110114574
24108	Welded tubes & pipes of steel	108	48843868	9137364	157545	9539	8989358	1451267	56381959
24109	Others n.e.c.	18	532688						532688
242	Basic precious & non-ferrous metals	108	2639544	181286	2332		178954	100255	2718243
2420	Basic precious & non-ferrous metals	108	2639544	181286	2332		178954	100255	2718243
24202	Aluminium & alloys	63	1817218	180935	2332		178603	100193	1895628
24203	Lead, zinc, tin & alloys from ores	4	4642	154			154	62	4734
24205	Copper alloys	39	816483	196			196		816679
24206	Chrome, manganese, nickel & alloys etc	2	1201						1201
243	Casting of metals	173	3296596	226523	14306		212217	68618	3440195
2431	Casting of iron & steel	163	3262221	226523	14306		212217	68618	3405820
24311	Casting of iron	126	1506777	36921			36921	4595	1539103
24312	Casting of steel	37	1755445	189601	14306		175295	64023	1866717
2432	Casting of non-ferrous metals	10	34375						34375
24324	Casting of precious metal castings	10	34375						34375
25	FABRICATED METAL PRODUCTS	1775	44244096	3087766	54853	1584	3034497	541264	46737329
251	Structural metal products etc	435	27125860	1584055	6221	1118	1578952	122610	28582202
2511	Structural metal products	387	26011484	1399914	782	1118	1400250	98130	27313605
25111	Metal framework/ skeleton etc	27	10481770	106403			106403	48101	10540072
25112	Metal door, window, shutter, gates etc	305	3625542	516792	775	1118	517134	11737	4130939
25119	Others n.e.c.	55	11904173	776720	6		776713	38292	12642594

TABLE - 4.0 A **FIXED ASSETS** **PAKISTAN**

2015-16

Value in '000' Rs

Industry Code	Industrial Major Groups and Industry	No. of establishments	Value of fixed assets at the beginning of the year	Acquisition, addition, alteration & major improvements during year	Sales proceeds of fixed assets disposed off during year	Capital formation on own account	Gross Fixed Capital Formation (5+6-7+8)	Depreciation for fixed assets	Value of fixed assets at the end of the year
1	2	3	4	5	6	7	8	9	10
2512	Tanks, reservoirs & containers of metal	39	640973	83288			83288	6310	717951
25121	Reservoirs, tanks & containers of metal	6	20949						20949
25122	Metal containers for gas	31	617506	83288			83288	6310	694484
25123	Central heating boilers & radiators	2	2519						2519
2513	Steam generators	9	473403	100853	5439		95414	18171	550646
25131	Steam/ vapour generator, condenser etc	6	383547	95371	5439		89932	8485	464994
25132	Parts for marine or power boilers/ nuclear reactors etc.	3	89856	5482			5482	9686	85652
252	Weapons & ammunition	38	497515	336314			336314	56768	777061
2520	Weapons & ammunition	38	497515	336314			336314	56768	777061
25201 &	Heavy weapons								
25202	Small arms	38	497515	336314			336314	56768	777061
259	Other fabricated metal products	1302	16620720	1167397	48632	466	1119231	361885	17378066
2592	Treatment & coating of metals	5	32736						32736
25921 &	Plating, anodizing, s&blasting etc.								
25922	Colouring/engraving, non-metallic coating metals	5	32736						32736
2593	Cutlery, h& tools & general hardware	452	8374180	609083	46347	55	562791	234754	8702216
25931	Cutlery	245	1482917	12744	1372		11372	7570	1486719
25932	Knives, h& tools, saw blades etc	133	5995602	593774	44975		548799	226895	6317506
25933	Padlocks, locks, keys, hinges etc	57	669042	1998			1998	273	670767
25934	Other tools of such nature n.e.c.	17	226618	567		55	622	16	227225
2599	Other fabricated metal products n.e.c.	845	8213805	558314	2285	411	556441	127131	8643114
25991	Cans, drums, buckets, boxes, tins etc	95	1889019	163326	19		163307	38050	2014276
25992	Uninsulated or insulated metal cable	4	5018	335			335		5353
25993	Nails, bolts, screws, nuts, chains etc.	118	762347	73557			73557	3526	832379
25994	Metal household articles	307	2266681	107782			107782	19764	2354699
25995	Metal goods for office use	48	451230	12768	250		12518	7879	455869
25996	Safes, strongboxes, armoured doors etc.	85	363374	4985			4985	1227	367132
25997	Various metal articles	106	1667170	103531	2016		101515	12939	1755745
25999	Others n.e.c.	82	808966	92030		411	92441	43745	857662
26	COMPUTER, ELECTRONIC AND OPTICAL PRODUCTS	38	9456808	391021	7928		383093	272493	9567409
261	Electronic components & boards	8	571036	18012	4665		13347	27180	557203
2610	Electronic components & boards	8	571036	18012	4665		13347	27180	557203
26101 &	Capacitors, resistors, microprocessors								
26109	Others n.e.c.	8	571036	18012	4665		13347	27180	557203
263	Communication equipment	7	1821167	326533	308		326224	164346	1983046
2630	Communication equipment	7	1821167	326533	308		326224	164346	1983046
26301	Telephones pbx, facsimile equipment etc	2	1788040	324933	308		324624	164346	1948319
26303	Cable television equipment, antenna etc	5	33127	1600			1600		34727
264	Consumer electronics	8	721439	38646	2954		35692	40678	716453
2640	Consumer electronics	8	721439	38646	2954		35692	40678	716453
26402	Televisions, monitors & displays	2	346126	32124	2954		29170	39103	336193
26409	Others n.e.c.	6	375313	6522			6522	1575	380260
265	Measuring equipment; watches/ clocks	13	6301589	7830			7830	29222	6280197
2651	Measuring, navigating/ control equipment	9	6254230	7830			7830	29222	6232838
26514	Measuring & control equipment	2	8300	138			138	90	8348
26516	Scales, balances & laboratory apparatus	2	5747130					12132	5734998
26519	Manufacture of others n.e.c.	5	498800	7692			7692	17000	489492
2652	Watches & clocks	4	47359						47359
26521	Watches & clocks	4	47359						47359
266 &	Electro medical/ electrotherapeutic equipment								
268	Magnetic & optical media	2	41577					11067	30510
2660 &	Irradiation, electro medical equipment								
2680	Magnetic & optical media	2	41577					11067	30510
26602 &	Electro medical/ electrotherapeutic equipment								
26801	Audio & video tapes/ cassettes	2	41577					11067	30510
27	ELECTRICAL EQUIPMENT	768	63760715	13612837	765582	31355	12878611	3859739	72779587
271	Electric motor, generator, transformer	148	24920201	2762328	300224	37	2462141	1212467	26169876
2710	Electric motors, generators, transformers etc.	148	24920201	2762328	300224	37	2462141	1212467	26169876
27101	Electric transformers	23	19268419	2099959	90924		2009035	973658	20303796
27102	Electric motors/ power generators etc	19	182806	17217			17217	11450	188574
27103	Electric power distribution panel etc.	64	4654873	632451	209300	37	423188	218763	4859298
27104	Switchboard apparatus, fuses, switches	2	20027						20027
27109	Others n.e.c.	40	794076	12701			12701	8596	798181
272	Batteries & accumulators	24	10005031	2197935	190622		2007313	1223714	10788630
2720	Batteries & accumulators	24	10005031	2197935	190622		2007313	1223714	10788630
27203	Lead acid/ lithium/ dry/ wet batteries	24	10005031	2197935	190622		2007313	1223714	10788630
273	Wiring & wiring devices	120	12599038	1961711	55605		1906106	1021745	13483398
2731 &	Fibre optic cables								
2732	Other electric wires & cables	120	12599038	1961711	55605		1906106	1021745	13483398
27310 &	Fibre optic cable for data transmission etc.								
27320	Insulated wire & cable	120	12599038	1961711	55605		1906106	1021745	13483398
274	Electric lighting equipment	43	1258464	58135	197225		-139090	11788	1107586
2740	Electric lighting equipment	43	1258464	58135	197225		-139090	11788	1107586
27401	Lamps, bulbs, ch&eliers,lanterns etc.	14	1153487	58135	197225		-139090	11788	1002609
27409	Others n.e.c.	29	104978						104978

TABLE - 4.0 A **FIXED ASSETS** **PAKISTAN**

2015-16

Value in '000' Rs

Industry Code	Industrial Major Groups and Industry	No. of establishments	Value of fixed assets at the beginning of the year	Acquisition, addition, alteration & major improvements during year	Sales proceeds of fixed assets disposed off during year	Capital formation on own account	Gross Fixed Capital Formation (5+6-7+8)	Depreciation for fixed assets	Value of fixed assets at the end of the year
1	2	3	4	5	6	7	8	9	10
275	Domestic appliances	409	14189247	6629139	21905	31318	6638553	377670	20450130
2750	Domestic appliances	409	14189247	6629139	21905	31318	6638553	377670	20450130
27501	Domestic electric appliances	357	13723494	6611892	21905	31318	6621306	375830	19968970
27502	Domestic electrothermic appliances	6	137111	7070			7070		144181
27503	Domestic non-electric cooking equipment	46	328642	10177			10177	1840	336979
279	Other electrical equipment	24	788732	3589			3589	12355	779965
2790	Other electrical equipment	24	788732	3589			3589	12355	779965
27901	Battery chargers & electrical bells etc	4	154149	1500			1500		155649
27909	Others n.e.c.	20	634583	2089			2089	12355	624316
28	MACHINERY AND EQUIPMENT N.E.C.	875	37940081	9077408	71475	1833	9007766	772684	46175164
281	General-purpose machinery	384	25440385	7992765	39785	1373	7954353	356235	33038503
2811	Engines & turbines	5	36450						36450
28112	Turbines & parts etc	5	36450						36450
2813	Other pumps, compressors, taps & valves	164	15206761	349660	26574		323086	116738	15413108
28131	Air or vacuum pumps/ compressors	2	8636764	7537			7537		8644301
28132	Pumps for liquids	112	3568412	280714	26574		254140	103679	3718873
28133	Pumps for engines/ motor vehicle pumps	11	85516	1711			1711	444	86783
28134	Industrial taps/ valves & h& pump etc	39	2916069	59698			59698	12616	2963151
2814	Bearings, gears, gearing etc	6	50576						50576
28143	Gears, pulleys & transmission chain etc	6	50576						50576
2815 &	Ovens, furnaces & furnace burners								
2816	Lifting & h&ling equipment	40	176027	40545	8936	1373	32982	46	208963
28151 &	Electrical & other furnaces, ovens,burners etc.								
28161	Lifting, h&ling, loading machinery	40	176027	40545	8936	1373	32982	46	208963
2819	Other general-purpose machinery	169	9970571	7602560	4275		7598285	239450	17329406
28191	Industrial freezing equipment etc.	22	814570	46997	4275		42722	19013	838278
28192	Weighing, packing & wrapping machinery	18	142965	1115			1115	1047	143033
28193	Filtering or purifying machinery	16	171610	669			669	370	171909
28198	Parts for general-purpose machinery	69	404657					26633	378024
28199	Others n.e.c.	44	8436769	7553780			7553780	192388	15798161
282	Special-purpose machinery	491	12499697	1084643	31689	460	1053413	416449	13136661
2821	Agricultural & forestry machinery	349	8202347	796803	17521	347	779629	298269	8683707
28211	Tractors	16	2490775	459167	16546		442621	250110	2683287
28213	Agricultural trailers or semi-trailers	28	312706	67407	11	135	67532	983	379254
28214	Soil preparation, planting machinery	49	464572	16956	22	212	17145	1267	480450
28215 &	Harvesting or threshing machinery								
28216 &	Milking machines								
28217	Spraying machinery	57	616315	17548			17548	620	633243
28219	Diverse agricultural machinery	199	4317979	235725	942		234783	45289	4507473
2822	Metal-forming machinery & machine tools	34	494805	6773			6773	817	500761
28222	Tools for grinding, drilling, boring	18	393975	10			10	617	393368
28223	Stamping or pressing machine tools	9	29215	6630			6630	200	35645
28224	Hydraulic presse/ forging machine etc.	5	18943						18943
28227	Parts/ accessories for machine tools	2	52673	133			133		52805
2824	Mining/ quarrying/ construction machinery	13	86847	34193			34193	9533	111507
28242	Boring, cutting & tunnelling machinery	3	15939	34193			34193	9408	40724
28243 &	Machinery for treating minerals								
28245 &	Manufacture of earth-moving machinery								
28246	Pile drivers/ mortar spreaders etc.	10	70908					125	70783
2825	Food, beverage & tobacco machinery	29	1083604	150547	5357	113	145303	78121	1150785
28253	Grain milling machinery	10	25685		113	113		73	25611
28256	Machinery for extractionof animal/vegetable fats/oils	2	32197						32197
28259	Food processing machinery	17	1025722	150547	5244		145303	78048	1092977
2826	Textile, apparel & leather machinery	63	2591953	95093	8811		86281	29709	2648526
28261	Textile machinery	35	1963928	94141	8811		85329	27228	2022029
28262	Equipment for textile machinery	4	135934					63	135871
28266	Sewing machines	24	492091	952			952	2418	490625
2829	Other special-purpose machinery	3	40141	1234			1234		41375
28291 &	Machinery for paper pulp,paperboard product etc								
28292	Rubber & plastic products machinery								
28299	Others n.e.c.	3	40141	1234			1234		41375
29	MOTOR VEHICLES, TRAILERS AND SEMI	784	74000196	8326422	902080	1055438	8479780	5881242	76598733
291	Motor vehicles	26	31213209	1587942	399340	1054912	2243514	3564702	29892021
2910	Motor vehicles	26	31213209	1587942	399340	1054912	2243514	3564702	29892021
29101	Passenger cars, commercial busses etc.	21	30984515	1578805	399340	1054912	2234377	3564699	29654193
29102 &	Motor vehicle engines, chassis etc.								
29103	Other motor vehicles	5	228694	9137			9137	3	237828
292	Motor vehicle bodies, trailers etc	121	756985	12345	1163	322	11504	2006	766483
2920	Motor bodies, trailers & semi-trailers	121	756985	12345	1163	322	11504	2006	766483
29201	Bodies for motor vehicles	13	3948						3948
29202	Trailers & semi-trailers	108	753037	12345	1163	322	11504	2006	762535
293	Parts & accessories for motor vehicles	637	42030002	6726135	501577	204	6224761	2314534	45940229
2930	Parts & accessories for motor vehicles	637	42030002	6726135	501577	204	6224761	2314534	45940229
29301	Parts & accessories for motor vehicles	637	42030002	6726135	501577	204	6224761	2314534	45940229

TABLE - 4.0 A **FIXED ASSETS** **PAKISTAN**
2015-16
Value in '000' Rs

Industry Code	Industrial Major Groups and Industry	No. of establishments	Value of fixed assets at the beginning of the year	Acquisition, addition, alteration & major improvements during year	Sales proceeds of fixed assets disposed off during year	Capital formation on own account	Gross Fixed Capital Formation (5+6-7+8)	Depreciation for fixed assets	Value of fixed assets at the end of the year
1	2	3	4	5	6	7	8	9	10
30	OTHER TRANSPORT EQUIPMENT	181	17793220	5760796	2228		5758569	1103107	22448681
302 &	Railway locomotives & rolling stock								
309	Transport equipment n.e.c.	181	17793220	5760796	2228		5758569	1103107	22448681
3020 &	Railway locomotives & rolling stock								
3091	Motorcycles	170	17715302	5744552	2228		5742325	1102536	22355091
30202 &	Railway or tramway coaches services etc.								
30911	Motorcycles, engines for motorcycles	37	15133485	5518973			5518973	1086328	19566131
30912	Parts & accessories for motorcycles.	133	2581817	225579	2228		223351	16208	2788960
3092	Bicycles & invalid carriages	11	77917	16244			16244	571	93590
30921 &	Non-motorized bicycles & parts etc.								
30922	Invalid/baby carriages, their parts/accessories, etc.	11	77917	16244			16244	571	93590
31	FURNITURE	1462	13611266	1064270	30624	6827	1040473	98582	14553156
310	Furniture	1462	13611266	1064270	30624	6827	1040473	98582	14553156
3100	Furniture	1462	13611266	1064270	30624	6827	1040473	98582	14553156
31001 &	Furniture & fixtures.								
31002	Furniture for shops/churches, schools, restaurants	623	8907130	841829	28798	1395	814426	86012	9635543
31003	manufacture of office furniture	13	35492	25			25	411	35106
31004	Furniture for kitchen bedrooms etc.	824	4561932	222416	1826	5432	226022	12159	4775795
31005	Laboratory benches/ laboratory furniture	2	106712						106712
32	OTHER MANUFACTURING	1430	25963864	1830334	27352	54	1803036	514776	27252123
321	Jewellery, bijouterie etc	63	208590	25			25	622	207994
3211	Jewellery & related articles	27	195387	25			25	6	195406
32113 &	Jewellery, goldsmiths' articles.								
32114	Metal watchs, watch straps & cigarette cases etc.	27	195387	25			25	6	195406
3212	Imitation jewellery & related articles	36	13203					615	12588
32121	Costume or imitation jewellery.	36	13203					615	12588
322	Musical instruments	10	87960						87960
3220	Musical instruments	10	87960						87960
32201 &	Stringed instruments, harmoniums etc.								
32202	Musical instruments & parts.	10	87960						87960
323	Sports goods	382	13429795	1249484	21571		1227913	380441	14277266
3230	Sports goods	382	13429795	1249484	21571		1227913	380441	14277266
32301	Foot balls.	120	4840354	979551	18354		961197	209481	5592070
32302	Rackets, bats.	31	247031	126			126	6234	240922
32309	Other sports articles/ equipment etc.	231	8342410	269807	3217		266590	164726	8444274
324	Games & toys	13	81275	8129			8129		89404
3240	Games & toys	13	81275	8129			8129		89404
32401	Dolls, toy animals etc.	13	81275	8129			8129		89404
325	Medical & dental instruments & supplies	906	10877863	279914	5560	54	274408	111314	11040957
3250	Medical & dental instruments & supplies	906	10877863	279914	5560	54	274408	111314	11040957
32501	Surgical drapes/ sterile string etc	22	2451190						2451190
32505	Surgical, dental/ veterinary furniture.	6	85873					34	85839
32506	Dental instruments/ orthopaedic devices	46	333847	2893			2893	71	336668
32509	Others n.e.c.	832	8006953	277022	5560	54	271516	111209	8167260
329	Other manufacturing n.e.c.	56	1278380	292781	220		292561	22400	1548541
3290	Other manufacturing n.e.c.	56	1278380	292781	220		292561	22400	1548541
32902	Brooms & brushes.	24	330147	71355	220		71134	9237	392045
32903	Pens, pencils & stamps etc.	13	513119	207867			207867	17	720970
32909	Others n.e.c.	19	435114	13559			13559	13147	435526

TABLE - 4.0 B **FIXED ASSETS (DETAIL)** **PAKISTAN**
2015-16
Value in '000' Rs

Industry Code	Industrial Major Groups and Industry	No. of establishments	Dwellings, other buildings and structures			
			Acquisition, addition, alteration & major improvements during year	Sales proceeds of fixed assets disposed off during year	Capital formation on own account	Gross Fixed Capital Formation
1	2	3	4	5	6	7
C	**ALL INDUSTIRES**	**42578**	**60984337**	**768998**	**266566**	**60481905**
10	FOOD PRODUCTS	5597	7604415	331254	8747	7281908
101	Processing & preserving of meat	22	132080			132080
1010	Processing & preserving of meat	22	132080			132080
10102	Fresh, chilled or frozen meat	10	27881			27881
10104 &	Meat products					
10107	Processing of animal offal	12	104199			104199
102	Processing & preserving of fish	14				
1020	Processing/ preserving of fish, molluscs	14				
10202	Fish, crustacean & mollusc products	14				
103	Processing of fruit/ vegetables	44	43968			43968
1030	Processing/ preserving of fruit/ vegetables	44	43968			43968
10302	Preserving of fruit, nuts or vegetables	30	20886			20886
10304	Fruit or vegetable juices.	3				
10305	Jams, jellies & marmalades	11	23082			23082
104	Vegetable & animal oils/ fats	843	670190	1342	5010	673858
1040	Vegetable & animal oils & fats	843	670190	1342	5010	673858
10401	Crude / refined vegetable oils	507	626292	1342	5010	629959
10405	Cotton linters.	205	40199			40199
10406	Oilcakes & others	131	3700			3700
105	Dairy products	148	874748	235859		638889
1050	Dairy products	148	874748	235859		638889
10501	fresh liquid milk & milk-based drinks	26	698187	234614		463573
10504	Butter/ cheese etc.	17	83341	119		83221
10506	Ice cream & other edible ice.	100	93220	1125		92095
10509	Others n.e.c.	5				
106	Grain mill products, starches etc	3097	1309384	41682	3737	1271439
1061	Grain mill products	3094	1299885	41682	3737	1261940
10611	Grain milling.	1144	506132	18282	1212	489062
10612	Rice milling.	1782	793361	23400	2526	772487
10613	Vegetable milling	166	392			392
10614	Cereal breakfast foods	2				
1062	Starches & starch products	3	9499			9499
10621 &	Starches from rice, potatoes, maize etc.					
10623	Glucose/ glucose syrup etc	3	9499			9499
107	Other food products	1245	4247415	52326		4195089
1071	Bakery products	807	1383032	5161		1377871
10711	Bread & rolls	88	22437			22437
10712	Pastry, cakes, pies etc.	100	158095			158095
10713	Rusks, biscuits & bakery products	344	1139153	5161		1133991
10719	Others n.e.c.	275	63347			63347
1072	Sugar	82	2095030	42795		2052234
10721	Sugar & sugar substitutes	82	2095030	42795		2052234
1073	Chocolate & sugar confectionery	86	147204			147204
10732	Chocolate & sugar confectionery	81	147179			147179
10733	Chewing gum	5	25			25
1074	Macaroni, noodles, pasta etc.	16	8681			8681
10741	Pastas/ macaroni etc	16	8681			8681
1079	Other food products n.e.c.	254	613468	4369		609099
10792 &	Blending of tea & mate					
10794	Infant formula or baby foods etc	14	356485	4369		352116
10795	Prepared foods/sandwiches, fresh pizza etc.	2				
10796	Spices, sauces & condiments	50	31157			31157
10798	Processing of salt	37	3803			3803
10799	Others n.e.c.	151	222024			222024
108	Prepared animal feeds	184	326630	45		326585
1080	Prepared animal feeds	184	326630	45		326585
10802	Prepared feeds for farm animals	184	326630	45		326585
11	BEVERAGES	131	907905	11465		896440
110	Beverages	131	907905	11465		896440
1101 &	Distilling, rectifying/ blending of spirits					
1104	Soft drinks, mineral waters etc	131	907905	11465		896440
11010 &	Alcoholic beverages/ distilled spirits					
11041	Non-alcoholic beverages	35	137301			137301
11042	Natural mineral waters/ bottled waters	54	5954			5954
11043	Soft drinks like lemonade, cola etc.	42	764650	11465		753185
12	TOBACCO PRODUCTS	28	391463	1156		390307
120	Tobacco products	28	391463	1156		390307
1200	Tobacco products	28	391463	1156		390307
12001	Tobacco products & substitutes etc.	25	391463	1156		390307
12009	Others n.e.c.	3				

TABLE - 4.0 B **FIXED ASSETS (DETAIL)** **PAKISTAN**
2015-16
Value in '000' Rs

Machinery and Equipment				Intellectual Property Products				Total				
Acquisition, addition, alteration & major improvements during year	Sales proceeds of fixed assets disposed off during year	Capital formation on own account	Gross Fixed Capital Formation	Acquisition, addition, alteration & major improvements during year	Sales proceeds of fixed assets disposed off during year	Capital formation on own account	Gross Fixed Capital Formation	Acquisition, addition, alteration & major improvements during year	Sales proceeds of fixed assets disposed off during year	Capital formation on own account	Gross Fixed Capital Formation	Industry Code
8	9	10	11	12	13	14	15	16	17	18	19	1
404770115	**12531120**	**1095300**	**393334294**	**10890232**	**185449**	**2179377**	**12884160**	**476644683**	**13485567**	**3541243**	**466700359**	**C**
70397707	2816473	26005	67607239	313124	131038	17750	199836	78315246	3278765	52502	75088983	10
1921862	53766		1868096					2053942	53766		2000176	101
1921862	53766		1868096					2053942	53766		2000176	1010
222967	53766		169201					250848	53766		197082	10102
												10104 &
1698895			1698895					1803094			1803094	10107
11944			11944					11944			11944	102
11944			11944					11944			11944	1020
11944			11944					11944			11944	10202
906177	109273		796904	1626	3026		-1400	951771	112299		839472	103
906177	109273		796904	1626	3026		-1400	951771	112299		839472	1030
272582	25809		246773	1626	3026		-1400	295094	28835		266259	10302
1515			1515					1515			1515	10304
632080	83464		548616					655162	83464		571699	10305
8643554	93613	3121	8553062	2864	79		2785	9316608	95035	8131	9229705	104
8643554	93613	3121	8553062	2864	79		2785	9316608	95035	8131	9229705	1040
8054450	92110	3121	7965462	2479	43		2436	8683221	93496	8131	8597857	10401
428415	1000		427415	385			385	468999	1000		467999	10405
160688	503		160185		36		-36	164388	539		163849	10406
10230469	1518907		8711562	24862			24862	11130079	1754766		9375313	105
10230469	1518907		8711562	24862			24862	11130079	1754766		9375313	1050
9742033	1468924		8273109	24844			24844	10465065	1703538		8761527	10501
105463	36230		69232					188803	36350		152454	10504
382957	13753		369204	18			18	476195	14878		461316	10506
16			16					16			16	10509
6774693	101356	8381	6681718	25582	1401	609	24790	8109659	144439	12727	7977947	106
5391891	86090	8381	5314182	25582	1401		24181	6717358	129173	12118	6600303	1061
2253619	55582	4780	2202816	23743	1401		22342	2783493	75264	5991	2714220	10611
3018822	30359	3601	2992065	751			751	3812935	53759	6127	3765302	10612
114645			114645	1088			1088	116125			116125	10613
4806	150		4656					4806	150		4656	10614
1382802	15266		1367536			609	609	1392301	15266	609	1377644	1062
												10621 &
1382802	15266		1367536			609	609	1392301	15266	609	1377644	10623
40098452	856517	3670	39245606	257854	126474	17141	148520	44603721	1035317	20811	43589215	107
7690731	167604	3540	7526667	238121	125814		112307	9311884	298579	3540	9016845	1071
445276	58777		386500					467714	58777		408937	10711
2444870			2444870					2602966			2602966	10712
4629673	108827	3481	4524326	42769	103452		-60684	5811594	217441	3481	5597634	10713
170912		59	170971	195352	22362		172990	429611	22362	59	407308	10719
27154557	529621		26624936	13648		8046	21695	29263234	572416	8046	28698865	1072
27154557	529621		26624936	13648		8046	21695	29263234	572416	8046	28698865	10721
2409867	47442	130	2362555	1130		66	1196	2558200	47442	196	2510955	1073
2409847	47442	130	2362535	1130		66	1196	2558155	47442	196	2510910	10732
20			20					45			45	10733
73960			73960	43			43	82684			82684	1074
73960			73960	43			43	82684			82684	10741
2769338	111850		2657487	4912	661	9029	13280	3387718	116880	9029	3279867	1079
												10792 &
1758296	53410		1704886					2114781	57779		2057002	10794
												10795
444869	53604		391265	1339		9029	10368	477365	53604	9029	432790	10796
54273			54273	535			535	58611			58611	10798
511899	4837		507063	3038	661		2378	736961	5497		731464	10799
1810556	83041	10833	1738348	336	58		278	2137521	83143	10833	2065211	108
1810556	83041	10833	1738348	336	58		278	2137521	83143	10833	2065211	1080
1810556	83041	10833	1738348	336	58		278	2137521	83143	10833	2065211	10802
12148706	536493		11612213	252775			252775	13309386	547958		12761428	11
12148706	536493		11612213	252775			252775	13309386	547958		12761428	110
												1101 &
12148706	536493		11612213	252775			252775	13309386	547958		12761428	1104
												11010 &
1798381	76535		1721846	16			16	1935698	76535		1859163	11041
43424			43424	80			80	49458			49458	11042
10306901	459958		9846943	252678			252678	11324229	471423		10852806	11043
4247736	158700		4089036					4639199	159856		4479343	12
4247736	158700		4089036					4639199	159856		4479343	120
4247736	158700		4089036					4639199	159856		4479343	1200
4247736	158700		4089036					4639199	159856		4479343	12001
												12009

TABLE - 4.0 B **FIXED ASSETS (DETAIL)** **PAKISTAN**
2015-16
Value in '000' Rs

Industry Code	Industrial Major Groups and Industry	No. of establishments	Dwellings, other buildings and structures			
			Acquisition, addition, alteration & major improvements during year	Sales proceeds of fixed assets disposed off during year	Capital formation on own account	Gross Fixed Capital Formation
1	2	3	4	5	6	7
13	TEXTILES	7503	22364902	226253	7962	22146611
131	Spinning, weaving, finishing of textile	5819	21655046	223467	7467	21439047
1311	Spinning of textile fibres	828	14053708	92199	6319	13967828
13112	Spinning of yarn or thread	828	14053708	92199	6319	13967828
1312	Weaving of textiles	4442	6644136	131267	1148	6514017
13121	Broad woven fabrics	4130	6574888	87923	1148	6488113
13122	Other broad woven fabrics etc.	2	3924	43344		-39420
13129	Others n.e.c.	310	65324			65324
1313	Finishing of textiles	549	957202			957202
13131	Bleaching & dyeing of fabrics	549	957202			957202
139	Other textiles	1684	709855	2786	494	707564
1392	Made-up textile articles	346	463142	2786	494	460851
13921	Madeup articles of any textile material	278	416099	2786	494	413808
13922	Made-up furnishing articles	56	47043			47043
13929	Others n.e.c.	12				
1393	Carpets & rugs	77	3433			3433
13930	Floor coverings like carpets, rugs etc.	77	3433			3433
1394	Cordage, rope, twine & netting	20	5635			5635
13941 &	Twine, cordage, rope etc.					
13942	Knotted netting of twine, cordage/ rope	20	5635			5635
1399	Other textiles n.e.c.	1241	237645			237645
13991	Labels/ badges etc.	57	432			432
13992	Tulles/ laces & other net fabrics	1148	237213			237213
13999	Others n.e.c.	36				
14	WEARING APPAREL	2371	6904785	6939		6897845
141	Wearing apparel	2147	6606084	6939		6599144
1410	Wearing apparel	2147	6606084	6939		6599144
14101	Wearing apparel of leather	184	181563			181563
14102	Outerwear/ work wear	1284	6282351	6939		6275411
14103	Underwear/ nightwear	166	75786			75786
14104	Babies' garments/ tracksuits etc.	20	27417			27417
14105 &	Other clothing accessories					
14109	Others n.e.c.	493	38967			38967
143	Knitted & crocheted apparel	224	298701			298701
1430	Knitted & crocheted apparel	224	298701			298701
14301	Knitted or crocheted wearing apparel	30	65917			65917
14302	Hosiery, socks, tights & pantyhose etc	194	232784			232784
15	LEATHER PRODUCTS	1150	1022860	41087		981773
151	Tanning of leather & leather products	398	385783	14058		371725
1511	Tanning & dressing of leather	346	341856	14058		327798
15111	Tanning/ dressing of hides & skins	341	336356	14058		322298
15119	Others n.e.c.	5	5500			5500
1512	Luggage, h&bags, saddlery etc.	52	43926			43926
15121	Luggage, h&bags etc.	27				
15122	Articles of leather etc.	25	43926			43926
152	Footwear	752	637077	27029		610048
1520	Footwear	752	637077	27029		610048
15201	Footwear	746	635404	27029		608375
15202	Leather parts of footwear etc.	6	1673			1673
16	WOOD AND WOOD PRODUCTS	642	193389	3573	419	190234
161	Sawmilling & planning of wood	147	65693	3315		62378
1610	Sawmilling & planning of wood	147	65693	3315		62378
16101 &	Sawing & planning of wood					
16102	Wooden railway sleepers	147	65693	3315		62378
162	Products of wood, cork, straw etc.	495	127696	258	419	127856
1621	Veneer sheets & wood-based panels	82	80516			80516
16211	Manufacture of veneer sheets	6				
16212	Plywood/ veneer panel/ laminated sheets	50	80516			80516
16213	Particle board/ densified wood etc.	26				
1622	Builders' carpentry & joinery	123	12070	190	419	12298
16221	Wooden goods of construction industry	123	12070	190	419	12298
1623	Wooden containers	182	488			488
16231	Packing boxes, crates, drums of wood	182	488			488
1629	Other wood products	108	34622	68		34554
16291	Wood products	108	34622	68		34554
17	PAPER AND PAPER PRODUCTS	787	2272649		155	2272804
170	Paper & paper products	787	2272649		155	2272804
1701	Pulp, paper & paperboard	267	1008336			1008336
17013	Paper & paperboard	259	1007897			1007897
17019	Others n.e.c.	8	439			439

TABLE - 4.0 B **FIXED ASSETS (DETAIL)** **PAKISTAN**
2015-16
Value in '000' Rs

Machinery and Equipment				Intellectual Property Products				Total				
Acquisition, addition, alteration & major improvements during year	Sales proceeds of fixed assets disposed off during year	Capital formation on own account	Gross Fixed Capital Formation	Acquisition, addition, alteration & major improvements during year	Sales proceeds of fixed assets disposed off during year	Capital formation on own account	Gross Fixed Capital Formation	Acquisition, addition, alteration & major improvements during year	Sales proceeds of fixed assets disposed off during year	Capital formation on own account	Gross Fixed Capital Formation	Industry Code
8	9	10	11	12	13	14	15	16	17	18	19	1
101906285	3398047	135738	98643975	258563	40234	4174	222504	124529750	3664534	147874	121013090	13
98263259	3209561	135092	95188789	245780	3538	4174	246416	120164085	3436566	146733	116874252	131
58136448	1851281	104800	56389967	77493		909	78402	72267649	1943480	112028	70436197	1311
58136448	1851281	104800	56389967	77493		909	78402	72267649	1943480	112028	70436197	13112
36443024	1292715	19693	35170002	36806	3538		33267	43123965	1427520	20841	41717286	1312
35531087	1244892	19693	34305888	35252	3538		31714	42141226	1336353	20841	40825714	13121
15999	13239		2760					19923	56583		-36660	13122
895938	34584		861354	1554			1554	962816	34584		928232	13129
3683787	65565	10599	3628820	131481		3265	134747	4772470	65565	13864	4720769	1313
3683787	65565	10599	3628820	131481		3265	134747	4772470	65565	13864	4720769	13131
3643027	188487	646	3455186	12784	36695		-23912	4365666	227968	1140	4138838	139
1698696	44740	494	1654451	198			198	2162036	47525	989	2115499	1392
1328958	44651	494	1284801	82			82	1745139	47437	989	1698691	13921
369738	89		369650	115			115	416897	89		416808	13922
												13929
102079	215		101863					105511	215		105296	1393
102079	215		101863					105511	215		105296	13930
105788			105788					111423			111423	1394
												13941 &
105788			105788					111423			111423	13942
1736464	143532	152	1593084	12586	36695		-24109	1986695	180227	152	1806620	1399
83308	116997		-33689	12119	36695		-24577	95859	153692		-57833	13991
1621673	25512	152	1596313	451			451	1859336	25512	152	1833976	13992
31484	1023		30461	16			16	31500	1023		30477	13999
27801112	307098		27494014	181197	3804		177393	34887094	317842		34569252	14
25307288	276545		25030743	181197	3804		177393	32094569	287289		31807280	141
25307288	276545		25030743	181197	3804		177393	32094569	287289		31807280	1410
564777	47207		517571	8611			8611	754951	47207		707744	14101
23963338	224932		23738405	170158	3804		166354	30415846	235676		30180170	14102
239615	1536		238079					315400	1536		313865	14103
35149			35149	2285			2285	64851			64851	14104
												14105 &
504409	2870		501539	144			144	543520	2870		540650	14109
2493825	30553		2463271					2792526	30553		2761973	143
2493825	30553		2463271					2792526	30553		2761973	1430
929351			929351					995268			995268	14301
1564474	30553		1533920					1797258	30553		1766704	14302
3688430	255728	241	3432943	1498			1498	4712788	296815	241	4416215	15
1021885	65839	241	956288	945			945	1408613	79897	241	1328957	151
917807	53768		864039	945			945	1260608	67825		1192782	1511
917807	53628		864179	945			945	1255108	67685		1187422	15111
	140		-140					5500	140		5360	15119
104079	12071	241	92248					148005	12071	241	136175	1512
5703	17		5685					5703	17		5685	15121
98376	12054	241	86563					142303	12054	241	130490	15122
2666545	189889		2476656	554			554	3304175	216918		3087258	152
2666545	189889		2476656	554			554	3304175	216918		3087258	1520
2657738	189889		2467849	554			554	3293695	216918		3076778	15201
8807			8807					10480			10480	15202
1291184	2923	10345	1298607	996	55	368	1309	1485569	6551	11132	1490150	16
21178	877	9208	29510	821	55	368	1134	87693	4247	9577	93022	161
21178	877	9208	29510	821	55	368	1134	87693	4247	9577	93022	1610
												16101 &
21178	877	9208	29510	821	55	368	1134	87693	4247	9577	93022	16102
1270005	2046	1137	1269096	175			175	1397876	2304	1555	1397127	162
1147297	1050		1146247	145			145	1227958	1050		1226908	1621
												16211
700582			700582					781098			781098	16212
446715	1050		445665	145			145	446860	1050		445810	16213
108719	401	390	108708	19			19	120808	592	809	121024	1622
108719	401	390	108708	19			19	120808	592	809	121024	16221
8758	192	433	8999	11			11	9257	192	433	9498	1623
8758	192	433	8999	11			11	9257	192	433	9498	16231
5232	402	313	5143					39854	470	313	39697	1629
5232	402	313	5143					39854	470	313	39697	16291
20907508	123980	97	20783625	3786	165		3621	23183944	124145	252	23060050	17
20907508	123980	97	20783625	3786	165		3621	23183944	124145	252	23060050	170
7463220	42138	97	7421179	1214	165		1049	8472770	42303	97	8430564	1701
7459048	41173	97	7417972	787			787	8467732	41173	97	8426656	17013
4172	965		3207	427	165		262	5038	1130		3908	17019

TABLE - 4.0 B **FIXED ASSETS (DETAIL)** **PAKISTAN**
2015-16
Value in '000' Rs

Industry Code	Industrial Major Groups and Industry	No. of establishments	Dwellings, other buildings and structures			
			Acquisition, addition, alteration & major improvements during year	Sales proceeds of fixed assets disposed off during year	Capital formation on own account	Gross Fixed Capital Formation
1	2	3	4	5	6	7
1702	Corrugated paper/ paperboard & containers	483	1256676		155	1256830
17021	Corrugated paper/ paperboard containers	472	1228670		155	1228825
17022	Sacks, bags & similar articles of paper	11	28005			28005
1709	Other articles of paper & paperboard	37	7638			7638
17091	Personal hygiene paper product	23	7638			7638
17099	Others n.e.c.	14				
18	PRINTING/REPRODUCTION OF RECORDED MEDIA	422	170571			170571
181	Printing	422	170571			170571
1811	Printing	418	170546			170546
18111	Printing of newspapers/ magazines	78	6			6
18112	Printing of books, brochures, maps etc	172	30783			30783
18113	Printing of postage stamps, cheques etc	3	2145			2145
18114	Printing of diaries & calendars etc	14				
18115	Printing on textile, glass, metal, wood	146	137612			137612
18119	Other printing n.e.c.	5				
1812	Service related to printing	4	25			25
18121 &	Binding of printed sheets					
18123 &	Plate/image-making setting services					
18124	Preparation of plates & dies	4	25			25
19	COKE AND REFINED PETROLEUM PRODUCTS	69	116710			116710
192	Refined petroleum products	69	116710			116710
1920	Refined petroleum products	69	116710			116710
19201	Production of motor fuel/ kerosene etc.	8	81103			81103
19203 &	Oil-based lubricating oils or greases					
19205	White spirit, vaseline, paraffin wax	55	35608			35608
19207	Blending of bio fuels	6				
20	CHEMICALS AND CHEMICAL PRODUCTS	947	6097040	63271		6033769
201	Basic chemicals, fertilizers etc.	379	2197384	19178		2178206
2011	Basic chemicals	219	589512	40		589472
20111	Inorganic industrial/ medical gases	75	307602			307602
20112	Dyes & pigments in basic form	41	83961	40		83921
20113	Manufacture of inorganic acids & bases	35	175603			175603
20114	Chemical elements & other inorganic compounds	2	50			50
20115	Basic organic chemicals	46	13592			13592
20119	Others n.e.c.	20	8704			8704
2012	Fertilizers & nitrogen compounds	23	1359646	4498		1355148
20121 &	Fertilizers					
20122	Nitrogen products	23	1359646	4498		1355148
2013	Plastics & synthetic rubber	137	248226	14639		233586
20131	Plastics in primary forms	137	248226	14639		233586
202	Other chemical products	560	3899656	44093		3855563
2021	Pesticides/ agrochemical products etc	63	23865	492		23374
20211	Insecticides/ fungicides/ herbicides	61	23865	492		23374
20219	Other agrochemical products n.e.c.	2				
2022	Paints, varnishes & printing ink etc.	133	865756	844		864912
20221	Paints & varnishes etc	123	856935	844		856092
20225	Caulking compounds etc	2				
20227	Printing ink	8	8820			8820
2023	Soap, perfumes & toilet preparations	229	2947531	38690		2908841
20232	Soap	139	2305752			2305752
20234	Detergent, dish-washing preparation etc	19	3647	34291		-30644
20235	Cleaning & polishing products	10	465			465
20236 &	Perfumes & toilet preparations					
20239	Others n.e.c.	61	637667	4399		633267
2029	Other chemical products n.e.c.	135	62504	4067		58437
20291	Propellant powders/ explosives	29	8510			8510
20292 &	Gelatine/ glues & prepared adhesives					
20293	Aromatic/odoriferous/distilled waters products	47	50566			50566
20294	Photographic plates, films etc	3		4067		-4067
20298	Matches	24	3421			3421
20299	Others n.e.c.	32	8			8
203	Man-made fibres	8				
2030	Man-made fibres	8				
20301	Synthetic or artificial filament tow	3				
20303	Synthetic or artificial filament yarn	5				
21	BASIC PHARMACEUTICAL PRODUCTS	608	1595631	5403	1608	1591836
210	Pharmaceuticals	608	1595631	5403	1608	1591836
2100	Pharmaceuticals	608	1595631	5403	1608	1591836
21001	Medicinal active substances	535	1576606	5403	1608	1572811
21003	Medicaments/ homeopathic preparations	57	15221			15221
21009	Other such activities n.e.c.	16	3803			3803

TABLE - 4.0 B **FIXED ASSETS (DETAIL)** **PAKISTAN**
2015-16
Value in '000' Rs

Machinery and Equipment				Intellectual Property Products				Total				
Acquisition, addition, alteration & major improvements during year	Sales proceeds of fixed assets disposed off during year	Capital formation on own account	Gross Fixed Capital Formation	Acquisition, addition, alteration & major improvements during year	Sales proceeds of fixed assets disposed off during year	Capital formation on own account	Gross Fixed Capital Formation	Acquisition, addition, alteration & major improvements during year	Sales proceeds of fixed assets disposed off during year	Capital formation on own account	Gross Fixed Capital Formation	Industry Code
8	9	10	11	12	13	14	15	16	17	18	19	1
13108884	65415		13043469	1018			1018	14366577	65415	155	14301318	1702
12916318	63114		12853204	569			569	14145557	63114	155	14082599	17021
192566	2301		190265	449			449	221020	2301		218719	17022
335405	16428		318977	1554			1554	344597	16428		328169	1709
146890	1147		145743	1554			1554	156082	1147		154935	17091
188515	15281		173234					188515	15281		173234	17099
1667304	12381		1654922	400			400	1838274	12381		1825893	18
1667304	12381		1654922	400			400	1838274	12381		1825893	181
1667244	12381		1654862	390			390	1838179	12381		1825798	1811
559474			559474					559480			559480	18111
213875	2650		211225	292			292	244949	2650		242299	18112
115644			115644					117789			117789	18113
34361	1550		32811					34361	1550		32811	18114
743890	8181		735709	98			98	881600	8181		873419	18115
												18119
60			60	10			10	95			95	1812
												18121 &
												18123 &
60			60	10			10	95			95	18124
2208585	64305	271	2144552	1347		164627	165974	2326643	64305	164898	2427236	19
2208585	64305	271	2144552	1347		164627	165974	2326643	64305	164898	2427236	192
2208585	64305	271	2144552	1347		164627	165974	2326643	64305	164898	2427236	1920
1386400	34835		1351565			164627	164627	1467503	34835	164627	1597295	19201
												19203 &
822185	29470	271	792986	1347			1347	859139	29470	271	829940	19205
												19207
46158746	792262	16475	45382960	9061784	1663	620205	9680327	61317570	857195	636681	61097056	20
35125853	511795	16471	34630528	9054480	503	618451	9672429	46377717	531475	634923	46481164	201
9133250	264644	49	8868655	799492			799492	10522254	264684	49	10257619	2011
3246251	119074		3127177					3553852	119074		3434779	20111
3752557	45729		3706829	22			22	3836541	45769		3790772	20112
948849	29395	49	919503	797286			797286	1921738	29395	49	1892392	20113
590			590					640			640	20114
1079689	68491		1011198	2184			2184	1095464	68491		1026973	20115
105315	1955		103359					114019	1955		112063	20119
24688191	148283	16422	24556330	8252019	503	617760	8869276	34299856	153284	634182	34780754	2012
												20121 &
24688191	148283	16422	24556330	8252019	503	617760	8869276	34299856	153284	634182	34780754	20122
1304412	98869		1205543	2970		692	3662	1555608	113508	692	1442791	2013
1304412	98869		1205543	2970		692	3662	1555608	113508	692	1442791	20131
10903191	274342	4	10628854	7303	1160	1754	7897	14810151	319595	1758	14492314	202
443561	31709		411853					467427	32201		435226	2021
443561	31709		411853					467427	32201		435226	20211
												20219
2052959	51003	4	2001960	1975			1975	2920689	51847	4	2868847	2022
2042927	51003	4	1991928	1975			1975	2901838	51847	4	2849995	20221
												20225
10032			10032					18852			18852	20227
7850972	133152		7717820	5216			5216	10803718	171842		10631877	2023
5803512	69944		5733568	4594			4594	8113858	69944		8043914	20232
201080	1609		199471	104			104	204831	35900		168932	20234
2904			2904	9			9	3379			3379	20235
												20236 &
1843475	61598		1781877	508			508	2481650	65997		2415653	20239
555699	58478		497221	112	1160	1754	706	618316	63705	1754	556364	2029
231101	737		230364					239612	737		238875	20291
												20292 &
11845	16918		-5073			1754	1754	62411	16918	1754	47246	20293
151239	7266		143974					151239	11333		139906	20294
113573	1356		112217	112			112	117106	1356		115750	20298
47941	32201		15740		1160		-1160	47949	33361		14587	20299
129703	6125		123578					129703	6125		123578	203
129703	6125		123578					129703	6125		123578	2030
6214			6214					6214			6214	20301
123489	6125		117364					123489	6125		117364	20303
18920649	803530	4329	18121447	53425	1138	1352009	1404297	20569705	810071	1357946	21117580	21
18920649	803530	4329	18121447	53425	1138	1352009	1404297	20569705	810071	1357946	21117580	210
18920649	803530	4329	18121447	53425	1138	1352009	1404297	20569705	810071	1357946	21117580	2100
12185431	787549	4329	11402211	49109	778	1352009	1400341	13811147	793731	1357946	14375362	21001
6635479	13746		6621733	4173	360		3813	6654873	14105		6640768	21003
99739	2235		97504	143			143	103685	2235		101450	21009

TABLE - 4.0 B **FIXED ASSETS (DETAIL)** **PAKISTAN**
2015-16
Value in '000' Rs

Industry Code	Industrial Major Groups and Industry	No. of establishments	Dwellings, other buildings and structures			
			Acquisition, addition, alteration & major improvements during year	Sales proceeds of fixed assets disposed off during year	Capital formation on own account	Gross Fixed Capital Formation
1	2	3	4	5	6	7
22	RUBBER AND PLASTICS PRODUCTS	1201	976982	924	7497	983554
221	Rubber products	129	38080			38080
2211	Rubber tyres & tubes	22	22351			22351
22111	Rubber tyres	20	22351			22351
22112	Inner tubes for tyres	2				
2219	Other rubber products	107	15729			15729
22191	Other products of rubber	107	15729			15729
222	Plastics products	1072	938902	924	7497	945475
2220	Plastics products	1072	938902	924	7497	945475
22201	Plastic products for packing of goods	614	860692	924	7497	867264
22202	Builders' plastics ware	67	12592			12592
22203	Plastic tableware, kitchenware etc	202	2190			2190
22209	Other diverse plastic products	189	63428			63428
23	OTHER NON-METALLIC MINERAL PRODUCTS	12866	4972511	42674	4831	4934669
231	Glass & glass products	96	99620			99620
2310	Glass & glass products	96	99620			99620
23101	Flat glass/ glass paving blocks	48	86127			86127
23102	Glass mirror/ bottle/ drinking glass	17	8861			8861
23103	Pharmaceutical glassware etc.	9	4379			4379
23109	Others glass products n.e.c.	22	253			253
239	Non-metallic mineral products n.e.c.	12770	4872892	42674	4831	4835049
2391	Refractory products	5	2			2
23912	Manufacture of refractory ceramic goods	5	2			2
2392	Clay building materials	10095	1818871	21314	4309	1801865
23921	Ceramic tiles, mosaic cubes etc.	4	19846			19846
23922	Non-refractory clay building materials	10053	1798777	21314	4309	1781771
23923	Ceramic sanitary fixtures	38	248			248
2393	Other porcelain & ceramic products	175	3290			3290
23931	Ceramic tableware & domestic articles	168	3290			3290
23932	Electrical fittings of ceramics etc.	2				
23939	Other porcelain & ceramic products	5				
2394	Cement, lime & plaster	77	2694034	21336		2672698
23941	Clinkers & hydraulic cement	21	2694034	21336		2672698
23943	Plasters of calcined gypsum/ sulphate	56				
2395	Articles of concrete, cement & plaster	1088	172188	24	346	172510
23951 &	Precast concrete, cement or stone					
23952	Structural component of cement, concrete	1008	146830	24	346	147152
23959	Other articles of concrete or cement	80	25358			25358
2396	Cutting, shaping & finishing of stone	1310	183391		177	183568
23961	Cutting, shaping & finishing of stone	1310	183391		177	183568
2399	Other non-metallic mineral products	20	1117			1117
23991	Millstones/abrasive products and polishing	7	440			440
23993	Mineral insulating materials	2				
23995 &	Articles of asphalt etc					
23999	Manufacture of other such products n.e.c.	11	677			677
24	BASIC METALS	943	1029771	15415	2192	1016548
241	Basic iron & steel	662	923594	15415	2192	910371
2410	Basic iron & steel	662	923594	15415	2192	910371
24102 &	Pig iron/spiegeleisen/ferro-alloys & ferrous products					
24103	Pure iron, granular iron & iron powder	2	76	1426		-1350
24104	Remelting of scrap ingot of iron/ steel	77	80142		2057	82199
24106	Hot/cold-rolled products of steel	457	282097	64	135	282168
24108	Welded tubes & pipes of steel	108	561279	13925		547354
24109	Others n.e.c.	18				
242	Basic precious & non-ferrous metals	108	7915			7915
2420	Basic precious & non-ferrous metals	108	7915			7915
24202	Aluminium & alloys	63	7915			7915
24203	Lead, zinc, tin & alloys from ores	4				
24205	Copper alloys	39				
24206	Chrome, manganese, nickel & alloys etc	2				
243	Casting of metals	173	98263			98263
2431	Casting of iron & steel	163	98263			98263
24311	Casting of iron	126	23444			23444
24312	Casting of steel	37	74819			74819
2432	Casting of non-ferrous metals	10				
24324	Casting of precious metal castings	10				
25	FABRICATED METAL PRODUCTS	1775	457942	34	149	458057
251	Structural metal products etc	435	228812	34	94	228872
2511	Structural metal products	387	151507	34	94	151568
25111	Metal framework/ skeleton etc	27	22194			22194
25112	Metal door, window, shutter, gates etc	305	118052	34	94	118112
25119	Others n.e.c.	55	11261			11261

TABLE - 4.0 B **FIXED ASSETS (DETAIL)** **PAKISTAN**
2015-16
Value in '000' Rs

Machinery and Equipment				Intellectual Property Products				Total				
Acquisition, addition, alteration & major improvements during year	Sales proceeds of fixed assets disposed off during year	Capital formation on own account	Gross Fixed Capital Formation	Acquisition, addition, alteration & major improvements during year	Sales proceeds of fixed assets disposed off during year	Capital formation on own account	Gross Fixed Capital Formation	Acquisition, addition, alteration & major improvements during year	Sales proceeds of fixed assets disposed off during year	Capital formation on own account	Gross Fixed Capital Formation	Industry Code
8	9	10	11	12	13	14	15	16	17	18	19	1
8384861	374289	21935	8032506	39641	106		39535	9401483	375320	29431	9055595	22
1772860	2031	6	1770835	4136			4136	1815075	2031	6	1813051	221
1518649	2016		1516633	14			14	1541014	2016		1538998	2211
1518235	2016		1516219	14			14	1540600	2016		1538584	22111
414			414					414			414	22112
254211	15	6	254202	4122			4122	274062	15	6	274053	2219
254211	15	6	254202	4122			4122	274062	15	6	274053	22191
6612001	372258	21928	6261671	35505	106		35399	7586408	373289	29425	7242544	222
6612001	372258	21928	6261671	35505	106		35399	7586408	373289	29425	7242544	2220
6341977	364134	21928	5999771	33142			33142	7235811	365058	29425	6900178	22201
30082			30082	29			29	42703			42703	22202
33166			33166	1244			1244	36600			36600	22203
206775	8124		198651	1091	106		984	271294	8231		263063	22209
22056348	809433	17012	21263927	416692	647	492	416537	27445551	852754	22335	26615133	23
2334533	62003		2272530	640	447		193	2434792	62450		2372342	231
2334533	62003		2272530	640	447		193	2434792	62450		2372342	2310
2141236	62003		2079234	423	447		-24	2227787	62450		2165337	23101
157943			157943	7			7	166811			166811	23102
11282			11282	27			27	15689			15689	23103
24071			24071	182			182	24506			24506	23109
19721815	747431	17012	18991397	416052	199	492	416345	25010759	790304	22335	24242790	239
7			7					9			9	2391
7			7					9			9	23912
4309742	81572	15582	4243752	439	90	492	841	6129051	102976	20382	6046458	2392
215236	68642		146593			492	492	235082	68642	492	166931	23921
4092812	12497	15582	4095897	329			329	5891918	33812	19890	5877996	23922
1694	432		1262	110	90		20	2052	522		1530	23923
28122	111		28011					31411	111		31300	2393
10593			10593					13883			13883	23931
17529	111		17418					17529	111		17418	23932
												23939
14183312	556279		13627033	324605			324605	17201951	577615		16624336	2394
14183312	556279		13627033	324605			324605	17201951	577615		16624336	23941
												23943
721543	102368	1071	620246	90994			90994	984725	102392	1417	883750	2395
												23951 &
651620	102067	845	550398	90994			90994	889443	102090	1191	788543	23952
69923	301	226	69848					95282	301	226	95206	23959
437499	5479	360	432379	8	109		-102	620897	5589	537	615845	2396
437499	5479	360	432379	8	109		-102	620897	5589	537	615845	23961
41590	1621		39969	7			7	42714	1621		41093	2399
2128			2128	7			7	2575			2575	23991
												23993
												23995 &
39462	1621		37841					40139	1621		38518	23999
24465634	239539	18667	24244762	36221			36221	25531626	254955	20859	25297531	24
24164009	222901	18667	23959774	36215			36215	25123817	238316	20859	24906360	241
24164009	222901	18667	23959774	36215			36215	25123817	238316	20859	24906360	2410
												24102 &
38562	1958		36604					38638	3384		35254	24103
475692	8498	9128	476322	132			132	555966	8498	11185	558653	24104
15075080	68825		15006254	34673			34673	15391850	68889	135	15323095	24106
8574675	143620	9539	8440594	1410			1410	9137364	157545	9539	8989358	24108
												24109
173371	2332		171039					181286	2332		178954	242
173371	2332		171039					181286	2332		178954	2420
173021	2332		170689					180935	2332		178603	24202
154			154					154			154	24203
196			196					196			196	24205
												24206
128255	14306		113949	6			6	226523	14306		212217	243
128255	14306		113949	6			6	226523	14306		212217	2431
13477			13477					36921			36921	24311
114777	14306		100471	6			6	189601	14306		175295	24312
												2432
												24324
2621038	54492	1435	2567981	8786	327		8459	3087766	54853	1584	3034497	25
1354432	6188	1024	1349268	812			812	1584055	6221	1118	1578952	251
1248357	748	1024	1248632	51			51	1399914	782	1118	1400250	2511
84187			84187	22			22	106403			106403	25111
398711	742	1024	398993	29			29	516792	775	1118	517134	25112
765458	6		765452					776720	6		776713	25119

TABLE - 4.0 B **FIXED ASSETS (DETAIL)** **PAKISTAN**
2015-16
Value in '000' Rs

Industry Code	Industrial Major Groups and Industry	No. of establishments	Dwellings, other buildings and structures			
			Acquisition, addition, alteration & major improvements during year	Sales proceeds of fixed assets disposed off during year	Capital formation on own account	Gross Fixed Capital Formation
1	2	3	4	5	6	7
2512	Tanks, reservoirs & containers of metal	39	76944			76944
25121	Reservoirs, tanks & containers of metal	6				
25122	Metal containers for gas	31	76944			76944
25123	Central heating boilers & radiators	2				
2513	Steam generators	9	361			361
25131	Steam/ vapour generator, condenser etc	6	361			361
25132	Parts for marine or power boilers/ nuclear reactors etc.	3				
252	Weapons & ammunition	38	28173			28173
2520	Weapons & ammunition	38	28173			28173
25201 &	Heavy weapons					
25202	Small arms	38	28173			28173
259	Other fabricated metal products	1302	200956		55	201011
2592	Treatment & coating of metals	5				
25921 &	Plating, anodizing, s&blasting etc.					
25922	Colouring/engraving, non-metallic coating metals	5				
2593	Cutlery, h& tools & general hardware	452	58857		55	58912
25931	Cutlery	245	504			504
25932	Knives, h& tools, saw blades etc	133	57588			57588
25933	Padlocks, locks, keys, hinges etc	57	355			355
25934	Other tools of such nature n.e.c.	17	410		55	465
2599	Other fabricated metal products n.e.c.	845	142100			142100
25991	Cans, drums, buckets, boxes, tins etc	95	29514			29514
25992	Uninsulated or insulated metal cable	4				
25993	Nails, bolts, screws, nuts, chains etc.	118	19495			19495
25994	Metal household articles	307	36799			36799
25995	Metal goods for office use	48	110			110
25996	Safes, strongboxes, armoured doors etc.	85	285			285
25997	Various metal articles	106	22517			22517
25999	Others n.e.c.	82	33381			33381
26	COMPUTER, ELECTRONIC AND OPTICAL PRODUCTS	38	9338			9338
261	Electronic components & boards	8	3846			3846
2610	Electronic components & boards	8	3846			3846
26101 &	Capacitors, resistors, microprocessors					
26109	Others n.e.c.	8	3846			3846
263	Communication equipment	7	5438			5438
2630	Communication equipment	7	5438			5438
26301	Telephones pbx, facsimile equipment etc	2	5438			5438
26303	Cable television equipment, antenna etc	5				
264	Consumer electronics	8				
2640	Consumer electronics	8				
26402	Televisions, monitors & displays	2				
26409	Others n.e.c.	6				
265	Measuring equipment; watches/ clocks	13	53			53
2651	Measuring, navigating/ control equipment	9	53			53
26514	Measuring & control equipment	2	53			53
26516	Scales, balances & laboratory apparatus	2				
26519	Manufacture of others n.e.c.	5				
2652	Watches & clocks	4				
26521	Watches & clocks	4				
266 &	Electro medical/ electrotherapeutic equipment					
268	Magnetic & optical media	2				
2660 &	Irradiation, electro medical equipment					
2680	Magnetic & optical media	2				
26602 &	Electro medical/ electrotherapeutic equipment					
26801	Audio & video tapes/ cassettes	2				
27	ELECTRICAL EQUIPMENT	768	1263834	4177	5148	1264806
271	Electric motor, generator, transformer	148	181640	4177		177463
2710	Electric motors, generators, transformers etc.	148	181640	4177		177463
27101	Electric transformers	23	76987	4177		72810
27102	Electric motors/ power generators etc	19	3200			3200
27103	Electric power distribution panel etc.	64	100136			100136
27104	Switchboard apparatus, fuses, switches	2				
27109	Others n.e.c.	40	1317			1317
272	Batteries & accumulators	24	582617			582617
2720	Batteries & accumulators	24	582617			582617
27203	Lead acid/ lithium/ dry/ wet batteries	24	582617			582617
273	Wiring & wiring devices	120	83023			83023
2731 &	Fibre optic cables					
2732	Other electric wires & cables	120	83023			83023
27310 &	Fibre optic cable for data transmission etc.					
27320	Insulated wire & cable	120	83023			83023
274	Electric lighting equipment	43	10000			10000
2740	Electric lighting equipment	43	10000			10000
27401	Lamps, bulbs, ch&eliers,lanterns etc.	14	10000			10000
27409	Others n.e.c.	29				

TABLE - 4.0 B **FIXED ASSETS (DETAIL)** **PAKISTAN 2015-16**

Value in '000' Rs

Machinery and Equipment				Intellectual Property Products				Total				
Acquisition, addition, alteration & major improvements during year	Sales proceeds of fixed assets disposed off during year	Capital formation on own account	Gross Fixed Capital Formation	Acquisition, addition, alteration & major improvements during year	Sales proceeds of fixed assets disposed off during year	Capital formation on own account	Gross Fixed Capital Formation	Acquisition, addition, alteration & major improvements during year	Sales proceeds of fixed assets disposed off during year	Capital formation on own account	Gross Fixed Capital Formation	Industry Code
8	9	10	11	12	13	14	15	16	17	18	19	1
6331			6331	12			12	83288			83288	2512
												25121
6331			6331	12			12	83288			83288	25122
												25123
99744	5439		94305	749			749	100853	5439		95414	2513
94262	5439		88823	749			749	95371	5439		89932	25131
5482			5482					5482			5482	25132
307334			307334	806			806	336314			336314	252
307334			307334	806			806	336314			336314	2520
												25201 &
307334			307334	806			806	336314			336314	25202
959272	48304	411	911379	7168	327		6841	1167397	48632	466	1119231	259
												2592
												25921 &
												25922
550226	46347		503879					609083	46347	55	562791	2593
12239	1372		10868					12744	1372		11372	25931
536186	44975		491211					593774	44975		548799	25932
1643			1643					1998			1998	25933
158			158					567		55	622	25934
409046	1957	411	407500	7168	327		6841	558314	2285	411	556441	2599
133801	19		133782	11			11	163326	19		163307	25991
335			335					335			335	25992
54011			54011	51			51	73557			73557	25993
70596			70596	388			388	107782			107782	25994
12658	250		12408					12768	250		12518	25995
4701			4701					4985			4985	25996
81014	1689		79326		327		-327	103531	2016		101515	25997
51931		411	52342	6719			6719	92030		411	92441	25999
381513	7928		373585	170			170	391021	7928		383093	26
13996	4665		9331	170			170	18012	4665		13347	261
13996	4665		9331	170			170	18012	4665		13347	2610
												26101 &
13996	4665		9331	170			170	18012	4665		13347	26109
321094	308		320786					326533	308		326224	263
321094	308		320786					326533	308		326224	2630
319494	308		319186					324933	308		324624	26301
1600			1600					1600			1600	26303
38646	2954		35692					38646	2954		35692	264
38646	2954		35692					38646	2954		35692	2640
32124	2954		29170					32124	2954		29170	26402
6522			6522					6522			6522	26409
7777			7777					7830			7830	265
7777			7777					7830			7830	2651
85			85					138			138	26514
												26516
7692			7692					7692			7692	26519
												2652
												26521
												266 &
												268
												2660 &
												2680
												26602 &
												26801
12216107	755662	26207	11486651	132897	5742		127154	13612837	765582	31355	12878611	27
2454333	290305	37	2164065	126355	5742		120613	2762328	300224	37	2462141	271
2454333	290305	37	2164065	126355	5742		120613	2762328	300224	37	2462141	2710
2022663	86748		1935915	310			310	2099959	90924		2009035	27101
14017			14017					17217			17217	27102
406270	203557	37	202750	126045	5742		120303	632451	209300	37	423188	27103
												27104
11384			11384					12701			12701	27109
1615317	190622		1424695					2197935	190622		2007313	272
1615317	190622		1424695					2197935	190622		2007313	2720
1615317	190622		1424695					2197935	190622		2007313	27203
1876611	55605		1821006	2077			2077	1961711	55605		1906106	273
												2731 &
1876611	55605		1821006	2077			2077	1961711	55605		1906106	2732
												27310 &
1876611	55605		1821006	2077			2077	1961711	55605		1906106	27320
48123	197225		-149102	12			12	58135	197225		-139090	274
48123	197225		-149102	12			12	58135	197225		-139090	2740
48123	197225		-149102	12			12	58135	197225		-139090	27401
												27409

TABLE - 4.0 B **FIXED ASSETS (DETAIL)** **PAKISTAN**
2015-16
Value in '000' Rs

Industry Code	Industrial Major Groups and Industry	No. of establishments	Dwellings, other buildings and structures			
			Acquisition, addition, alteration & major improvements during year	Sales proceeds of fixed assets disposed off during year	Capital formation on own account	Gross Fixed Capital Formation
1	2	3	4	5	6	7
275	Domestic appliances	409	404892		5148	410040
2750	Domestic appliances	409	404892		5148	410040
27501	Domestic electric appliances	357	391266		5148	396414
27502	Domestic electrothermic appliances	6	5500			5500
27503	Domestic non-electric cooking equipment	46	8126			8126
279	Other electrical equipment	24	1661			1661
2790	Other electrical equipment	24	1661			1661
27901	Battery chargers & electrical bells etc	4				
27909	Others n.e.c.	20	1661			1661
28	MACHINERY AND EQUIPMENT N.E.C.	875	464908	8485	230	456654
281	General-purpose machinery	384	121267	8361	68	112974
2811	Engines & turbines	5				
28112	Turbines & parts etc	5				
2813	Other pumps, compressors, taps & valves	164	64765			64765
28131	Air or vacuum pumps/ compressors	2				
28132	Pumps for liquids	112	26242			26242
28133	Pumps for engines/ motor vehicle pumps	11	1267			1267
28134	Industrial taps/ valves & h& pump etc	39	37255			37255
2814	Bearings, gears, gearing etc	6				
28143	Gears, pulleys & transmission chain etc	6				
2815 &	Ovens, furnaces & furnace burners					
2816	Lifting & h&ling equipment	40	31411	8361	68	23118
28151 &	Electrical & other furnaces, ovens,burners etc.					
28161	Lifting, h&ling, loading machinery	40	31411	8361	68	23118
2819	Other general-purpose machinery	169	25091			25091
28191	Industrial freezing equipment etc.	22	1978			1978
28192	Weighing, packing & wrapping machinery	18				
28193	Filtering or purifying machinery	16				
28198	Parts for general-purpose machinery	69				
28199	Others n.e.c.	44	23113			23113
282	Special-purpose machinery	491	343642	124	162	343680
2821	Agricultural & forestry machinery	349	262962	11	50	263001
28211	Tractors	16	188818			188818
28213	Agricultural trailers or semi-trailers	28	487	11	16	493
28214	Soil preparation, planting machinery	49	2817		33	2850
28215 &	Harvesting or threshing machinery					
28216 &	Milking machines					
28217	Spraying machinery	57	9383			9383
28219	Diverse agricultural machinery	199	61457			61457
2822	Metal-forming machinery & machine tools	34	6633			6633
28222	Tools for grinding, drilling, boring	18				
28223	Stamping or pressing machine tools	9	6500			6500
28224	Hydraulic presse/ forging machine etc.	5				
28227	Parts/ accessories for machine tools	2	133			133
2824	Mining/ quarrying/ construction machinery	13				
28242	Boring, cutting & tunnelling machinery	3				
28243 &	Machinery for treating minerals					
28245 &	Manufacture of earth-moving machinery					
28246	Pile drivers/ mortar spreaders etc.	10				
2825	Food, beverage & tobacco machinery	29	10392	113	113	10392
28253	Grain milling machinery	10		113	113	
28256	Machinery for extractionof animal/vegetable fats/oils	2				
28259	Food processing machinery	17	10392			10392
2826	Textile, apparel & leather machinery	63	63654			63654
28261	Textile machinery	35	63654			63654
28262	Equipment for textile machinery	4				
28266	Sewing machines	24				
2829	Other special-purpose machinery	3				
28291 &	Machinery for paper pulp,paperboard product etc					
28292	Rubber & plastic products machinery					
28299	Others n.e.c.	3				
29	MOTOR VEHICLES, TRAILERS AND SEMI	784	952713	4115	226117	1174715
291	Motor vehicles	26	241290	2162	225980	465109
2910	Motor vehicles	26	241290	2162	225980	465109
29101	Passenger cars, commercial busses etc.	21	239788	2162	225980	463607
29102 &	Motor vehicle engines, chassis etc.					
29103	Other motor vehicles	5	1502			1502
292	Motor vehicle bodies, trailers etc	121	2972	187	75	2860
2920	Motor bodies, trailers & semi-trailers	121	2972	187	75	2860
29201	Bodies for motor vehicles	13				
29202	Trailers & semi-trailers	108	2972	187	75	2860
293	Parts & accessories for motor vehicles	637	708451	1767	62	706746
2930	Parts & accessories for motor vehicles	637	708451	1767	62	706746
29301	Parts & accessories for motor vehicles	637	708451	1767	62	706746

TABLE - 4.0 B **FIXED ASSETS (DETAIL)** **PAKISTAN 2015-16**

Value in '000' Rs

Machinery and Equipment				Intellectual Property Products				Total				
Acquisition, addition, alteration & major improvements during year	Sales proceeds of fixed assets disposed off during year	Capital formation on own account	Gross Fixed Capital Formation	Acquisition, addition, alteration & major improvements during year	Sales proceeds of fixed assets disposed off during year	Capital formation on own account	Gross Fixed Capital Formation	Acquisition, addition, alteration & major improvements during year	Sales proceeds of fixed assets disposed off during year	Capital formation on own account	Gross Fixed Capital Formation	Industry Code
8	9	10	11	12	13	14	15	16	17	18	19	1
6219794	21905	26170	6224060	4453			4453	6629139	21905	31318	6638553	275
6219794	21905	26170	6224060	4453			4453	6629139	21905	31318	6638553	2750
6216270	21905	26170	6220535	4357			4357	6611892	21905	31318	6621306	27501
1570			1570					7070			7070	27502
1955			1955	96			96	10177			10177	27503
1927			1927					3589			3589	279
1927			1927					3589			3589	2790
1500			1500					1500			1500	27901
427			427					2089			2089	27909
8607627	62990	1602	8546240	4872			4872	9077408	71475	1833	9007766	28
7866785	31424	1305	7836666	4713			4713	7992765	39785	1373	7954353	281
												2811
												28112
280383	26574		253809	4511			4511	349660	26574		323086	2813
7537			7537					7537			7537	28131
249961	26574		223386	4511			4511	280714	26574		254140	28132
444			444					1711			1711	28133
22442			22442					59698			59698	28134
												2814
												28143
												2815 &
9134	575	1305	9864					40545	8936	1373	32982	2816
												28151 &
9134	575	1305	9864					40545	8936	1373	32982	28161
7577268	4275		7572993	202			202	7602560	4275		7598285	2819
45020	4275		40745					46997	4275		42722	28191
1115			1115					1115			1115	28192
669			669					669			669	28193
												28198
7530465			7530465	202			202	7553780			7553780	28199
740842	31566	297	709574	159			159	1084643	31689	460	1053413	282
533682	17510	297	516469	159			159	796803	17521	347	779629	2821
270349	16546		253803					459167	16546		442621	28211
66920		119	67039					67407	11	135	67532	28213
14024	22	178	14180	115			115	16956	22	212	17145	28214
												28215 &
												28216 &
8165			8165					17548			17548	28217
174224	942		173282	44			44	235725	942		234783	28219
140			140					6773			6773	2822
10			10					10			10	28222
130			130					6630			6630	28223
												28224
								133			133	28227
34193			34193					34193			34193	2824
34193			34193					34193			34193	28242
												28243 &
												28245 &
												28246
140155	5244		134911					150547	5357	113	145303	2825
									113	113		28253
												28256
140155	5244		134911					150547	5244		145303	28259
31438	8811		22627					95093	8811		86281	2826
30486	8811		21675					94141	8811		85329	28261
												28262
952			952					952			952	28266
1234			1234					1234			1234	2829
												28291 &
												28292
1234			1234					1234			1234	28299
7283654	897965	809586	7195274	90055		19735	109791	8326422	902080	1055438	8479780	29
1343361	397178	809197	1755379	3291		19735	23026	1587942	399340	1054912	2243514	291
1343361	397178	809197	1755379	3291		19735	23026	1587942	399340	1054912	2243514	2910
1335726	397178	809197	1747744	3291		19735	23026	1578805	399340	1054912	2234377	29101
												29102 &
7635			7635					9137			9137	29103
9313	976	247	8584	60			60	12345	1163	322	11504	292
9313	976	247	8584	60			60	12345	1163	322	11504	2920
												29201
9313	976	247	8584	60			60	12345	1163	322	11504	29202
5930979	499811	142	5431311	86704			86704	6726135	501577	204	6224761	293
5930979	499811	142	5431311	86704			86704	6726135	501577	204	6224761	2930
5930979	499811	142	5431311	86704			86704	6726135	501577	204	6224761	29301

TABLE - 4.0 B **FIXED ASSETS (DETAIL)** **PAKISTAN**
2015-16
Value in '000' Rs

Industry Code	Industrial Major Groups and Industry	No. of establishments	Dwellings, other buildings and structures			
			Acquisition, addition, alteration & major improvements during year	Sales proceeds of fixed assets disposed off during year	Capital formation on own account	Gross Fixed Capital Formation
1	2	3	4	5	6	7
30	OTHER TRANSPORT EQUIPMENT	181	384587	2121		382466
302 &	Railway locomotives & rolling stock					
309	Transport equipment n.e.c.	181	384587	2121		382466
3020 &	Railway locomotives & rolling stock					
3091	Motorcycles	170	383660	2121		381540
30202 &	Railway or tramway coaches services etc.					
30911	Motorcycles, engines for motorcycles	37	352048			352048
30912	Parts & accessories for motorcycles.	133	31612	2121		29491
3092	Bicycles & invalid carriages	11	926			926
30921 &	Non-motorized bicycles & parts etc.					
30922	Invalid/baby carriages, their parts/accessories, etc.	11	926			926
31	FURNITURE	1462	237614	653	1510	238472
310	Furniture	1462	237614	653	1510	238472
3100	Furniture	1462	237614	653	1510	238472
31001 &	Furniture & fixtures.					
31002	Furniture for shops/churches, schools, restaurants	623	205922	613	353	205663
31003	manufacture of office furniture	13				
31004	Furniture for kitchen bedrooms etc.	824	31692	40	1157	32809
31005	Laboratory benches/ laboratory furniture	2				
32	OTHER MANUFACTURING	1430	591817			591817
321	Jewellery, bijouterie etc	63	2			2
3211	Jewellery & related articles	27	2			2
32113 &	Jewellery, goldsmiths' articles.					
32114	Metal watchs, watch straps & cigarette cases etc.	27	2			2
3212	Imitation jewellery & related articles	36				
32121	Costume or imitation jewellery.	36				
322	Musical instruments	10				
3220	Musical instruments	10				
32201 &	Stringed instruments, harmoniums etc.					
32202	Musical instruments & parts.	10				
323	Sports goods	382	444785			444785
3230	Sports goods	382	444785			444785
32301	Foot balls.	120	405500			405500
32302	Rackets, bats.	31				
32309	Other sports articles/ equipment etc.	231	39285			39285
324	Games & toys	13	3007			3007
3240	Games & toys	13	3007			3007
32401	Dolls, toy animals etc.	13	3007			3007
325	Medical & dental instruments & supplies	906	101524			101524
3250	Medical & dental instruments & supplies	906	101524			101524
32501	Surgical drapes/ sterile string etc	22				
32505	Surgical, dental/ veterinary furniture.	6				
32506	Dental instruments/ orthopaedic devices	46				
32509	Others n.e.c.	832	101524			101524
329	Other manufacturing n.e.c.	56	42498			42498
3290	Other manufacturing n.e.c.	56	42498			42498
32902	Brooms & brushes.	24	16352			16352
32903	Pens, pencils & stamps etc.	13	13042			13042
32909	Others n.e.c.	19	13105			13105

TABLE - 4.0 B **FIXED ASSETS (DETAIL)** **PAKISTAN**
2015-16
Value in '000' Rs

Machinery and Equipment				Intellectual Property Products				Total				
Acquisition, addition, alteration & major improvements during year	Sales proceeds of fixed assets disposed off during year	Capital formation on own account	Gross Fixed Capital Formation	Acquisition, addition, alteration & major improvements during year	Sales proceeds of fixed assets disposed off during year	Capital formation on own account	Gross Fixed Capital Formation	Acquisition, addition, alteration & major improvements during year	Sales proceeds of fixed assets disposed off during year	Capital formation on own account	Gross Fixed Capital Formation	Industry Code
8	9	10	11	12	13	14	15	16	17	18	19	1
5373086	107		5372979	3123			3123	5760796	2228		5758569	30
5373086	107		5372979	3123			3123	5760796	2228		5758569	302 & 309
5357768	107		5357661	3123			3123	5744552	2228		5742325	3020 & 3091
5163867			5163867	3058			3058	5518973			5518973	30202 & 30911
193902	107		193795	65			65	225579	2228		223351	30912
15318			15318					16244			16244	3092
15318			15318					16244			16244	30921 & 30922
825623	29441	5301	801484	1032	530	15	517	1064270	30624	6827	1040473	31
825623	29441	5301	801484	1032	530	15	517	1064270	30624	6827	1040473	310
825623	29441	5301	801484	1032	530	15	517	1064270	30624	6827	1040473	3100
635270	27655	1041	608657	636	530		106	841829	28798	1395	814426	31001 & 31002
25			25					25			25	31003
190328	1786	4260	192802	396		15	411	222416	1826	5432	226022	31004
												31005
1210670	27352	54	1183372	27846			27846	1830334	27352	54	1803036	32
23			23					25			25	321
23			23					25			25	3211
23			23					25			25	32113 & 32114
												3212
												32121
												322
												3220
												32201 & 32202
779048	21571		757476	25651			25651	1249484	21571		1227913	323
779048	21571		757476	25651			25651	1249484	21571		1227913	3230
574051	18354		555697					979551	18354		961197	32301
126			126					126			126	32302
204871	3217		201653	25651			25651	269807	3217		266590	32309
5064			5064	58			58	8129			8129	324
5064			5064	58			58	8129			8129	3240
5064			5064	58			58	8129			8129	32401
178390	5560	54	172884					279914	5560	54	274408	325
178390	5560	54	172884					279914	5560	54	274408	3250
												32501
												32505
2893			2893					2893			2893	32506
175497	5560	54	169991					277022	5560	54	271516	32509
248145	220		247925	2137			2137	292781	220		292561	329
248145	220		247925	2137			2137	292781	220		292561	3290
52893	220		52673	2110			2110	71355	220		71134	32902
194826			194826					207867			207867	32903
427			427	28			28	13559			13559	32909

TABLE - 5.0 **INDUSTRIAL COST** **PAKISTAN**
2015-16
Value in '000' Rs

Industry Code	Industrial Major Groups and Industry	No. of establishments	Total industrial cost Col (5+6+7- 8)	Raw material purchased	Cost of fuel, electricity & water consumed	Payments made for repair, maintenance, contract & commission	Changes in inventories of input materials
1	2	3	4	5	6	7	8
C	**ALL INDUSTIRES**	**42578**	**7458981828**	**6817045500**	**614544259**	**112648874**	**85256805**
10	FOOD PRODUCTS	5597	1865025922	1841382424	51396274	21676670	49429445
101	Processing & preserving of meat	22	16483183	16347847	512593	78822	456079
1010	Processing & preserving of meat	22	16483183	16347847	512593	78822	456079
10102	Fresh, chilled or frozen meat	10	12044051	12160524	157422	45334	319229
10104 &	Meat products						
10107	Processing of animal offal	12	4439132	4187323	355171	33488	136850
102	Processing & preserving of fish	14	1342692	1247397	107359	12841	24905
1020	Processing/ preserving of fish, molluscs	14	1342692	1247397	107359	12841	24905
10202	Fish, crustacean & mollusc products	14	1342692	1247397	107359	12841	24905
103	Processing of fruit/ vegetables	44	10066489	8928162	435184	521439	-181703
1030	Processing/ preserving of fruit/ vegetables	44	10066489	8928162	435184	521439	-181703
10302	Preserving of fruit, nuts or vegetables	30	2767883	2501905	75033	181913	-9032
10304	Fruit or vegetable juices.	3	340646	241835	28568	89737	19494
10305	Jams, jellies & marmalades	11	6957961	6184423	331583	249789	-192165
104	Vegetable & animal oils/ fats	843	520966401	523306795	11421296	3247045	17008735
1040	Vegetable & animal oils & fats	843	520966401	523306795	11421296	3247045	17008735
10401	Crude / refined vegetable oils	507	463678901	466024984	10406688	3083195	15835967
10405	Cotton linters.	205	51698923	51608705	829482	138137	877401
10406	Oilcakes & others	131	5588577	5673106	185125	25713	295367
105	Dairy products	148	143411537	130616338	5486294	6935250	-373655
1050	Dairy products	148	143411537	130616338	5486294	6935250	-373655
10501	fresh liquid milk & milk-based drinks	26	134216957	122063986	4920074	6862806	-370091
10504	Butter/ cheese etc.	17	2720242	2511979	196126	11222	-915
10506	Ice cream & other edible ice.	100	6302050	5879822	362260	55978	-3990
10509	Others n.e.c.	5	172288	160551	7834	5244	1341
106	Grain mill products, starches etc	3097	520045467	521405175	17260569	1417359	20037636
1061	Grain mill products	3094	505189871	509237673	14611408	1376884	20036094
10611	Grain milling.	1144	314439092	321350841	9513095	806208	17231052
10612	Rice milling.	1782	179938774	177716504	4722752	501189	3001672
10613	Vegetable milling	166	10728529	10087088	361074	63521	-216847
10614	Cereal breakfast foods	2	83476	83240	14487	5966	20217
1062	Starches & starch products	3	14855595	12167501	2649161	40475	1542
10621 &	Starches from rice, potatoes, maize etc.						
10623	Glucose/ glucose syrup etc	3	14855595	12167501	2649161	40475	1542
107	Other food products	1245	497632584	475479103	13716989	8982069	545577
1071	Bakery products	807	70995882	64917491	4958698	883352	-236341
10711	Bread & rolls	88	7677877	6659466	1009550	168334	159472
10712	Pastry, cakes, pies etc.	100	2689149	2334285	281237	40054	-33572
10713	Rusks, biscuits & bakery products	344	50228533	46757331	2542828	588311	-340064
10719	Others n.e.c.	275	10400323	9166409	1125083	86653	-22177
1072	Sugar	82	301602169	292565581	3784673	4860839	-391076
10721	Sugar & sugar substitutes	82	301602169	292565581	3784673	4860839	-391076
1073	Chocolate & sugar confectionery	86	35299673	32648372	2012620	1378433	739753
10732	Chocolate & sugar confectionery	81	35210434	32547718	2007393	1378083	722761
10733	Chewing gum	5	89239	100654	5227	350	16992
1074	Macaroni, noodles, pasta etc.	16	215525	202840	17181	111	4606
10741	Pastas/ macaroni etc	16	215525	202840	17181	111	4606
1079	Other food products n.e.c.	254	89519335	85144819	2943817	1859334	428635
10792 &	Blending of tea & mate						
10794	Infant formula or baby foods etc	14	33150983	32589172	523948	206465	168601
10795	Prepared foods/sandwiches, fresh pizza etc.	2	2350659	2159892	190767		
10796	Spices, sauces & condiments	50	27669538	25708380	790002	1470557	299401
10798	Processing of salt	37	615557	558892	132256	16166	91756
10799	Others n.e.c.	151	25732597	24128483	1306844	166146	-131123
108	Prepared animal feeds	184	155077570	164051606	2455991	481844	11911872
1080	Prepared animal feeds	184	155077570	164051606	2455991	481844	11911872
10802	Prepared feeds for farm animals	184	155077570	164051606	2455991	481844	11911872
11	BEVERAGES	131	123241000	115931599	5694332	3179338	1564269
110	Beverages	131	123241000	115931599	5694332	3179338	1564269
1101 &	Distilling, rectifying/ blending of spirits						
1104	Soft drinks, mineral waters etc	131	123241000	115931599	5694332	3179338	1564269
11010 &	Alcoholic beverages/ distilled spirits						
11041	Non-alcoholic beverages	35	23556184	22587197	1309282	234418	574714
11042	Natural mineral waters/ bottled waters	54	3802237	3380585	362663	94104	35115
11043	Soft drinks like lemonade, cola etc.	42	95882579	89963817	4022387	2850815	954440
12	TOBACCO PRODUCTS	28	31532217	30253279	830822	1496514	1048398
120	Tobacco products	28	31532217	30253279	830822	1496514	1048398
1200	Tobacco products	28	31532217	30253279	830822	1496514	1048398
12001	Tobacco products & substitutes etc.	25	31494258	30217189	829133	1496264	1048328
12009	Others n.e.c.	3	37959	36090	1689	250	70

TABLE - 5.0 **INDUSTRIAL COST** **PAKISTAN**
2015-16
Value in '000' Rs

Industry Code	Industrial Major Groups and Industry	No. of establishments	Total industrial cost Col (5+6+7- 8)	Raw material purchased	Cost of fuel, electricity & water consumed	Payments made for repair, maintenance, contract & commission	Changes in inventories of input materials
1	2	3	4	5	6	7	8
13	TEXTILES	7503	1708777193	1477328458	206782256	28688171	4021692
131	Spinning, weaving, finishing of textile	5819	1604723280	1378743020	200143526	27652537	1815804
1311	Spinning of textile fibres	828	904701017	779602334	116298165	11427632	2627115
13112	Spinning of yarn or thread	828	904701017	779602334	116298165	11427632	2627115
1312	Weaving of textiles	4442	608253317	532247080	61010466	14145625	-850145
13121	Broad woven fabrics	4130	570510296	497950915	59089537	12789027	-680818
13122	Other broad woven fabrics etc.	2	2008242	1890293	105298	12651	
13129	Others n.e.c.	310	35734778	32405872	1815632	1343948	-169327
1313	Finishing of textiles	549	91768946	66893606	22834894	2079280	38834
13131	Bleaching & dyeing of fabrics	549	91768946	66893606	22834894	2079280	38834
139	Other textiles	1684	104053913	98585437	6638730	1035634	2205889
1392	Made-up textile articles	346	76630904	73856639	4229580	716341	2171656
13921	Madeup articles of any textile material	278	53195742	50112770	3223965	437989	578982
13922	Made-up furnishing articles	56	22968410	23375339	976414	275984	1659328
13929	Others n.e.c.	12	466752	368529	29201	2368	-66654
1393	Carpets & rugs	77	4388170	4008892	387491	63549	71762
13930	Floor coverings like carpets, rugs etc.	77	4388170	4008892	387491	63549	71762
1394	Cordage, rope, twine & netting	20	1682790	1410922	218230	39674	-13964
13941 &	Twine, cordage, rope etc.						
13942	Knotted netting of twine, cordage/ rope	20	1682790	1410922	218230	39674	-13964
1399	Other textiles n.e.c.	1241	21352050	19308985	1803429	216071	-23566
13991	Labels/ badges etc.	57	2724794	2925431	129773	43474	373884
13992	Tulles/ laces & other net fabrics	1148	15904311	13978289	1495476	164419	-266127
13999	Others n.e.c.	36	2722944	2405264	178180	8177	-131323
14	WEARING APPAREL	2371	402209186	359593263	26812610	12253517	-3549797
141	Wearing apparel	2147	367383160	330443787	22929736	11422240	-2587397
1410	Wearing apparel	2147	367383160	330443787	22929736	11422240	-2587397
14101	Wearing apparel of leather	184	22032735	18216229	603445	1841923	-1371138
14102	Outerwear/ work wear	1284	314274760	283468304	21025343	9199453	-581661
14103	Underwear/ nightwear	166	8763849	7908457	383344	62563	-409485
14104	Babies' garments/ tracksuits etc.	20	4181069	3733993	131649	180653	-134774
14105 &	Other clothing accessories						
14109	Others n.e.c.	493	18130747	17116805	785955	137649	-90338
143	Knitted & crocheted apparel	224	34826026	29149476	3882874	831276	-962399
1430	Knitted & crocheted apparel	224	34826026	29149476	3882874	831276	-962399
14301	Knitted or crocheted wearing apparel	30	1547332	1350682	215199	26713	45263
14302	Hosiery, socks, tights & pantyhose etc	194	33278694	27798795	3667674	804563	-1007662
15	LEATHER PRODUCTS	1150	84958538	81019777	4008980	1151957	1222177
151	Tanning of leather & leather products	398	39470374	38143844	1919854	731179	1324503
1511	Tanning & dressing of leather	346	32805382	32141975	1434617	448587	1219796
15111	Tanning/ dressing of hides & skins	341	32755798	32094285	1432723	448587	1219796
15119	Others n.e.c.	5	49584	47690	1894		
1512	Luggage, h&bags, saddlery etc.	52	6664991	6001869	485237	282593	104707
15121	Luggage, h&bags etc.	27	4101199	3699416	349500	188492	136210
15122	Articles of leather etc.	25	2563793	2302452	135737	94101	-31503
152	Footwear	752	45488164	42875933	2089126	420778	-102327
1520	Footwear	752	45488164	42875933	2089126	420778	-102327
15201	Footwear	746	45431434	42831932	2077525	420118	-101859
15202	Leather parts of footwear etc.	6	56730	44001	11601	660	-467
16	WOOD AND WOOD PRODUCTS	642	32227203	29988832	2798608	100193	660431
161	Sawmilling & planning of wood	147	10892977	10845646	118742	3017	74427
1610	Sawmilling & planning of wood	147	10892977	10845646	118742	3017	74427
16101 &	Sawing & planning of wood						
16102	Wooden railway sleepers	147	10892977	10845646	118742	3017	74427
162	Products of wood, cork, straw etc.	495	21334225	19143186	2679866	97177	586003
1621	Veneer sheets & wood-based panels	82	18451088	16482320	2508244	83472	622948
16211	Manufacture of veneer sheets	6	489562	493725	1947		6110
16212	Plywood/ veneer panel/ laminated sheets	50	7827580	7068021	643625	49330	-66604
16213	Particle board/ densified wood etc.	26	10133946	8920574	1862672	34143	683442
1622	Builders' carpentry & joinery	123	989539	911079	40482	3817	-34161
16221	Wooden goods of construction industry	123	989539	911079	40482	3817	-34161
1623	Wooden containers	182	1226129	1122677	98551	5008	107
16231	Packing boxes, crates, drums of wood	182	1226129	1122677	98551	5008	107
1629	Other wood products	108	667470	627110	32590	4879	-2891
16291	Wood products	108	667470	627110	32590	4879	-2891
17	PAPER AND PAPER PRODUCTS	787	125125589	109075066	15085647	1640344	675467
170	Paper & paper products	787	125125589	109075066	15085647	1640344	675467
1701	Pulp, paper & paperboard	267	44534170	34388584	8912679	877493	-355415
17013	Paper & paperboard	259	44109944	34027360	8863001	874449	-345135
17019	Others n.e.c.	8	424226	361224	49678	3044	-10280

TABLE - 5.0 **INDUSTRIAL COST** **PAKISTAN 2015-16**

Value in '000' Rs

Industry Code	Industrial Major Groups and Industry	No. of establishments	Total industrial cost Col (5+6+7- 8)	Raw material purchased	Cost of fuel, electricity & water consumed	Payments made for repair, maintenance, contract & commission	Changes in inventories of input materials
1	2	3	4	5	6	7	8
1702	Corrugated paper/ paperboard & containers	483	73751734	68211382	5903775	489349	852773
17021	Corrugated paper/ paperboard containers	472	71135820	65629137	5813056	478527	784899
17022	Sacks, bags & similar articles of paper	11	2615913	2582246	90719	10822	67874
1709	Other articles of paper & paperboard	37	6839685	6475100	269193	273502	178109
17091	Personal hygiene paper product	23	3766864	3727236	99105	113896	173373
17099	Others n.e.c.	14	3072822	2747864	170088	159606	4737
18	PRINTING/REPRODUCTION OF RECORDED MEDIA	422	38656309	35652080	2404221	608571	8563
181	Printing	422	38656309	35652080	2404221	608571	8563
1811	Printing	418	38470267	35473146	2400827	608571	12277
18111	Printing of newspapers/ magazines	78	9672533	8523651	798139	94455	-256288
18112	Printing of books, brochures, maps etc	172	7102884	6606421	578414	85422	167373
18113	Printing of postage stamps, cheques etc	3	6671086	6325195	153081	208700	15890
18114	Printing of diaries & calendars etc	14	608937	458234	116812	32059	-1832
18115	Printing on textile, glass, metal, wood	146	14380094	13525385	753005	187935	86231
18119	Other printing n.e.c.	5	34734	34261	1376		903
1812	Service related to printing	4	186042	178934	3394		-3714
18121 &	Binding of printed sheets						
18123 &	Plate/image-making setting services						
18124	Preparation of plates & dies	4	186042	178934	3394		-3714
19	COKE AND REFINED PETROLEUM PRODUCTS	69	554504109	538137642	14942915	3463684	2040131
192	Refined petroleum products	69	554504109	538137642	14942915	3463684	2040131
1920	Refined petroleum products	69	554504109	538137642	14942915	3463684	2040131
19201	Production of motor fuel/ kerosene etc.	8	517152699	505518099	9865374	3214277	1445051
19203 &	Oil-based lubricating oils or greases						
19205	White spirit, vaseline, paraffin wax	55	37322053	32597779	5070046	249407	595179
19207	Blending of bio fuels	6	29357	21764	7494		-99
20	CHEMICALS AND CHEMICAL PRODUCTS	947	542896171	478920938	65510031	10276545	11811343
201	Basic chemicals, fertilizers etc.	379	371100685	301503287	59635366	8910227	-1051805
2011	Basic chemicals	219	167464281	137260368	26561235	2413635	-1229043
20111	Inorganic industrial/ medical gases	75	22583387	13438861	7970565	1127426	-46535
20112	Dyes & pigments in basic form	41	17310035	15929034	1159460	295729	74188
20113	Manufacture of inorganic acids & bases	35	20268547	10315515	9979445	220794	247207
20114	Chemical elements & other inorganic compounds	2	7593	7000	710	10	127
20115	Basic organic chemicals	46	54421540	50334416	3559078	302870	-225175
20119	Others n.e.c.	20	52873179	47235542	3891977	466805	-1278856
2012	Fertilizers & nitrogen compounds	23	144583711	109187445	29268285	6290668	162687
20121 &	Fertilizers						
20122	Nitrogen products	23	144583711	109187445	29268285	6290668	162687
2013	Plastics & synthetic rubber	137	59052693	55055474	3805846	205925	14552
20131	Plastics in primary forms	137	59052693	55055474	3805846	205925	14552
202	Other chemical products	560	166223153	172544994	5326787	1348119	12996748
2021	Pesticides/ agrochemical products etc	63	24249522	24962175	257833	40504	1010990
20211	Insecticides/ fungicides/ herbicides	61	23928153	24673540	227756	37087	1010230
20219	Other agrochemical products n.e.c.	2	321369	288634	30077	3418	760
2022	Paints, varnishes & printing ink etc.	133	43308835	52405129	957809	374241	10428343
20221	Paints & varnishes etc	123	40878886	49979510	907889	371295	10379808
20225	Caulking compounds etc	2	116007	115468	539		
20227	Printing ink	8	2313943	2310151	49380	2946	48535
2023	Soap, perfumes & toilet preparations	229	84059480	81633591	3266366	775337	1615814
20232	Soap	139	39350191	37408047	1878823	436263	372942
20234	Detergent, dish-washing preparation etc	19	14140976	13600769	719477	62825	242095
20235	Cleaning & polishing products	10	195393	192752	4772	233	2363
20236 &	Perfumes & toilet preparations						
20239	Others n.e.c.	61	30372919	30432024	663294	276017	998414
2029	Other chemical products n.e.c.	135	14605316	13544100	844780	158037	-58399
20291	Propellant powders/ explosives	29	1456983	1409075	28796	22876	3763
20292 &	Gelatine/ glues & prepared adhesives						
20293	Aromatic/odoriferous/distilled waters products	47	7100057	6659559	375530	33712	-31256
20294	Photographic plates, films etc	3	189305	180380	9682	1921	2677
20298	Matches	24	1773589	1571796	160320	3916	-37557
20299	Others n.e.c.	32	4085381	3723291	270452	95612	3974
203	Man-made fibres	8	5572333	4872656	547878	18198	-133601
2030	Man-made fibres	8	5572333	4872656	547878	18198	-133601
20301	Synthetic or artificial filament tow	3	1028225	945998	72730	1633	-7864
20303	Synthetic or artificial filament yarn	5	4544108	3926658	475148	16565	-125737
21	BASIC PHARMACEUTICAL PRODUCTS	608	288860727	270635201	9865602	9834084	1474161
210	Pharmaceuticals	608	288860727	270635201	9865602	9834084	1474161
2100	Pharmaceuticals	608	288860727	270635201	9865602	9834084	1474161
21001	Medicinal active substances	535	266464554	250591547	9230914	9465209	2823115
21003	Medicaments/ homeopathic preparations	57	19697318	17356678	539246	326093	-1475302
21009	Other such activities n.e.c.	16	2698854	2686976	95443	42782	126347

TABLE - 5.0 **INDUSTRIAL COST** **PAKISTAN 2015-16**

Value in '000' Rs

Industry Code	Industrial Major Groups and Industry	No. of establishments	Total industrial cost Col (5+6+7- 8)	Raw material purchased	Cost of fuel, electricity & water consumed	Payments made for repair, maintenance, contract & commission	Changes in inventories of input materials
1	2	3	4	5	6	7	8
22	RUBBER AND PLASTICS PRODUCTS	1201	161210880	145232710	16018834	1445175	1485839
221	Rubber products	129	22188519	17636102	2227685	389074	-1935658
2211	Rubber tyres & tubes	22	15911624	12232888	1782981	332421	-1563334
22111	Rubber tyres	20	15889976	12212540	1781681	332421	-1563334
22112	Inner tubes for tyres	2	21648	20348	1300		
2219	Other rubber products	107	6276896	5403214	444703	56654	-372324
22191	Other products of rubber	107	6276896	5403214	444703	56654	-372324
222	Plastics products	1072	139022361	127596608	13791150	1056100	3421497
2220	Plastics products	1072	139022361	127596608	13791150	1056100	3421497
22201	Plastic products for packing of goods	614	127873049	117168171	12817397	972509	3085028
22202	Builders' plastics ware	67	2558674	2436241	262538	9149	149254
22203	Plastic tableware, kitchenware etc	202	3002361	2775138	256285	21303	50365
22209	Other diverse plastic products	189	5588277	5217057	454930	53139	136850
23	OTHER NON-METALLIC MINERAL PRODUCTS	12866	310942342	174649745	132384218	4696309	787930
231	Glass & glass products	96	25751221	15886335	9965334	157414	257862
2310	Glass & glass products	96	25751221	15886335	9965334	157414	257862
23101	Flat glass/ glass paving blocks	48	22711643	13236059	9417619	136527	78561
23102	Glass mirror/ bottle/ drinking glass	17	1625882	1431657	366294	5981	178050
23103	Pharmaceutical glassware etc.	9	686494	472882	152730	14438	-46444
23109	Others glass products n.e.c.	22	727202	745738	28692	467	47695
239	Non-metallic mineral products n.e.c.	12770	285191120	158763410	122418884	4538895	530069
2391	Refractory products	5	57608	25744	32806	110	1052
23912	Manufacture of refractory ceramic goods	5	57608	25744	32806	110	1052
2392	Clay building materials	10095	123853703	95321884	28613856	604040	686077
23921	Ceramic tiles, mosaic cubes etc.	4	4189100	2303711	1837202	142349	94163
23922	Non-refractory clay building materials	10053	119112287	92671476	26620677	460294	640160
23923	Ceramic sanitary fixtures	38	552316	346697	155977	1397	-48246
2393	Other porcelain & ceramic products	175	6556000	5615734	809574	25369	-105324
23931	Ceramic tableware & domestic articles	168	6022545	5211696	700024	5753	-105072
23932	Electrical fittings of ceramics etc.	2	511284	391577	100256	19451	
23939	Other porcelain & ceramic products	5	22172	12461	9295	164	-253
2394	Cement, lime & plaster	77	127086070	33761213	89900216	3561830	137189
23941	Clinkers & hydraulic cement	21	126144220	33062019	89652252	3561791	131842
23943	Plasters of calcined gypsum/ sulphate	56	941850	699194	247964	39	5347
2395	Articles of concrete, cement & plaster	1088	14532766	13556868	782306	102982	-90609
23951 &	Precast concrete, cement or stone						
23952	Structural component of cement, concrete	1008	14042750	13096042	766539	95978	-84192
23959	Other articles of concrete or cement	80	490016	460827	15767	7005	-6417
2396	Cutting, shaping & finishing of stone	1310	12644842	10055347	2223391	235037	-131067
23961	Cutting, shaping & finishing of stone	1310	12644842	10055347	2223391	235037	-131067
2399	Other non-metallic mineral products	20	460131	426620	56735	9527	32751
23991	Millstones/abrasive products and polishing	7	47380	43960	3410		-10
23993	Mineral insulating materials	2	4352	3000	345	7	-1000
23995 &	Articles of asphalt etc						
23999	Manufacture of other such products n.e.c.	11	408399	379660	52980	9520	33761
24	BASIC METALS	943	370829221	340425772	36189271	3080559	8866380
241	Basic iron & steel	662	359823474	330315693	35086499	2705595	8284312
2410	Basic iron & steel	662	359823474	330315693	35086499	2705595	8284312
24102 &	Pig iron/spiegeleisen/ferro-alloys & ferrous products						
24103	Pure iron, granular iron & iron powder	2	529893	442326	61653	15709	-10205
24104	Remelting of scrap ingot of iron/ steel	77	28557490	22050083	6823763	82841	399196
24106	Hot/cold-rolled products of steel	457	272890569	247849703	25460520	1480157	1899811
24108	Welded tubes & pipes of steel	108	57189230	59389341	2661296	1125128	5986534
24109	Others n.e.c.	18	656292	584240	79268	1760	8976
242	Basic precious & non-ferrous metals	108	6981353	6732883	560975	363511	676015
2420	Basic precious & non-ferrous metals	108	6981353	6732883	560975	363511	676015
24202	Aluminium & alloys	63	5260965	5016037	508568	363205	626845
24203	Lead, zinc, tin & alloys from ores	4	12404	9173	3648	76	493
24205	Copper alloys	39	1602520	1606444	44554	200	48678
24206	Chrome, manganese, nickel & alloys etc	2	105464	101230	4205	29	
243	Casting of metals	173	4024393	3377196	541797	11453	-93948
2431	Casting of iron & steel	163	3954401	3311904	537096	11453	-93948
24311	Casting of iron	126	2247721	1916023	254704	6695	-70298
24312	Casting of steel	37	1706680	1395881	282392	4757	-23650
2432	Casting of non-ferrous metals	10	69992	65291	4701		
24324	Casting of precious metal castings	10	69992	65291	4701		
25	FABRICATED METAL PRODUCTS	1775	58727136	52930199	4044674	299807	-1452456
251	Structural metal products etc	435	20005480	17376476	1506205	53568	-1069232
2511	Structural metal products	387	17999930	15431872	1433559	37981	-1096519
25111	Metal framework/ skeleton etc	27	7155301	5828758	434881	11749	-879913
25112	Metal door, window, shutter, gates etc	305	5314574	5175159	264151	18092	142829
25119	Others n.e.c.	55	5530056	4427955	734527	8139	-359435

TABLE - 5.0 **INDUSTRIAL COST** **PAKISTAN**
2015-16
Value in '000' Rs

Industry Code	Industrial Major Groups and Industry	No. of establishments	Total industrial cost Col (5+6+7- 8)	Raw material purchased	Cost of fuel, electricity & water consumed	Payments made for repair, maintenance, contract & commission	Changes in inventories of input materials
1	2	3	4	5	6	7	8
2512	Tanks, reservoirs & containers of metal	39	1284479	1229353	50555	2841	-1730
25121	Reservoirs, tanks & containers of metal	6	176035	171376	4659		
25122	Metal containers for gas	31	1102326	1053469	44286	2841	-1730
25123	Central heating boilers & radiators	2	6118	4508	1610		
2513	Steam generators	9	721071	715251	22092	12746	29017
25131	Steam/ vapour generator, condenser etc	6	335804	333756	11714	5821	15486
25132	Parts for marine or power boilers/ nuclear reactors etc.	3	385267	381495	10378	6925	13531
252	Weapons & ammunition	38	1945422	1871895	71280	8915	6668
2520	Weapons & ammunition	38	1945422	1871895	71280	8915	6668
25201 &	Heavy weapons						
25202	Small arms	38	1945422	1871895	71280	8915	6668
259	Other fabricated metal products	1302	36776234	33681828	2467188	237325	-389892
2592	Treatment & coating of metals	5	20810	18456	2358		4
25921 &	Plating, anodizing, s&blasting etc.						
25922	Colouring/engraving, non-metallic coating metals	5	20810	18456	2358		4
2593	Cutlery, h& tools & general hardware	452	15736589	14728053	690154	91763	-226618
25931	Cutlery	245	1743536	1328293	224882	27670	-162691
25932	Knives, h& tools, saw blades etc	133	13337850	12818659	428242	61404	-29545
25933	Padlocks, locks, keys, hinges etc	57	519068	468513	25347	1836	-23372
25934	Other tools of such nature n.e.c.	17	136135	112587	11683	854	-11010
2599	Other fabricated metal products n.e.c.	845	21018835	18935319	1774676	145562	-163278
25991	Cans, drums, buckets, boxes, tins etc	95	2427892	2336690	137599	46883	93280
25992	Uninsulated or insulated metal cable	4	125580	121273	4015	167	-125
25993	Nails, bolts, screws, nuts, chains etc.	118	1927885	1850938	87520	5620	16193
25994	Metal household articles	307	7097381	6292173	778928	30695	4415
25995	Metal goods for office use	48	952853	801326	146173	8042	2688
25996	Safes, strongboxes, armoured doors etc.	85	706015	610172	25616	2827	-67401
25997	Various metal articles	106	4555844	4026614	320493	17752	-190984
25999	Others n.e.c.	82	3225386	2896134	274332	33575	-21344
26	COMPUTER, ELECTRONIC AND OPTICAL PRODUCTS	38	11222207	10299055	221357	107102	-594693
261	Electronic components & boards	8	1221668	1187547	45731	15971	27581
2610	Electronic components & boards	8	1221668	1187547	45731	15971	27581
26101 &	Capacitors, resistors, microprocessors						
26109	Others n.e.c.	8	1221668	1187547	45731	15971	27581
263	Communication equipment	7	5322275	4410281	47141	63674	-801179
2630	Communication equipment	7	5322275	4410281	47141	63674	-801179
26301	Telephones pbx, facsimile equipment etc	2	5291768	4381043	46023	63523	-801179
26303	Cable television equipment, antenna etc	5	30507	29238	1119	150	
264	Consumer electronics	8	3407261	3388997	19964	16273	17973
2640	Consumer electronics	8	3407261	3388997	19964	16273	17973
26402	Televisions, monitors & displays	2	3060288	3033683	12185	14420	
26409	Others n.e.c.	6	346973	355314	7779	1853	17973
265	Measuring equipment; watches/ clocks	13	862433	919110	93170	11085	160932
2651	Measuring, navigating/ control equipment	9	818287	877577	88835	11057	159182
26514	Measuring & control equipment	2	55510	55700	530		720
26516	Scales, balances & laboratory apparatus	2	197272	116413	70862	9997	
26519	Manufacture of others n.e.c.	5	565505	705464	17443	1060	158462
2652	Watches & clocks	4	44146	41533	4335	28	1750
26521	Watches & clocks	4	44146	41533	4335	28	1750
266 &	Electro medical/ electrotherapeutic equipment						
268	Magnetic & optical media	2	408570	393120	15350	100	
2660 &	Irradiation, electro medical equipment						
2680	Magnetic & optical media	2	408570	393120	15350	100	
26602 &	Electro medical/ electrotherapeutic equipment						
26801	Audio & video tapes/ cassettes	2	408570	393120	15350	100	
27	ELECTRICAL EQUIPMENT	768	182638235	176586407	6725317	1595440	2268929
271	Electric motor, generator, transformer	148	46467151	45473588	1146104	379331	531872
2710	Electric motors, generators, transformers etc.	148	46467151	45473588	1146104	379331	531872
27101	Electric transformers	23	21761514	20766790	699701	109846	-185178
27102	Electric motors/ power generators etc	19	7517102	7475977	25345	8423	-7358
27103	Electric power distribution panel etc.	64	16091132	16448659	329964	257379	944871
27104	Switchboard apparatus, fuses, switches	2	153691	144441	6000		-3250
27109	Others n.e.c.	40	943712	637722	85095	3683	-217213
272	Batteries & accumulators	24	57017914	53667230	3049741	527124	226180
2720	Batteries & accumulators	24	57017914	53667230	3049741	527124	226180
27203	Lead acid/ lithium/ dry/ wet batteries	24	57017914	53667230	3049741	527124	226180
273	Wiring & wiring devices	120	45838994	45018963	1598677	469639	1248285
2731 &	Fibre optic cables						
2732	Other electric wires & cables	120	45838994	45018963	1598677	469639	1248285
27310 &	Fibre optic cable for data transmission etc.						
27320	Insulated wire & cable	120	45838994	45018963	1598677	469639	1248285
274	Electric lighting equipment	43	3169992	2413598	128854	34766	-592775
2740	Electric lighting equipment	43	3169992	2413598	128854	34766	-592775
27401	Lamps, bulbs, ch&eliers,lanterns etc.	14	3098119	2347508	119726	34697	-596189
27409	Others n.e.c.	29	71873	66090	9128	69	3414

TABLE - 5.0 **INDUSTRIAL COST** **PAKISTAN**
2015-16
Value in '000' Rs

Industry Code	Industrial Major Groups and Industry	No. of establishments	Total industrial cost Col (5+6+7- 8)	Raw material purchased	Cost of fuel, electricity & water consumed	Payments made for repair, maintenance, contract & commission	Changes in inventories of input materials
1	2	3	4	5	6	7	8
275	Domestic appliances	409	29748953	29649045	776907	168106	845105
2750	Domestic appliances	409	29748953	29649045	776907	168106	845105
27501	Domestic electric appliances	357	29107204	29050911	750783	165083	859573
27502	Domestic electrothermic appliances	6	150424	150920	3934		4430
27503	Domestic non-electric cooking equipment	46	491325	447214	22190	3023	-18898
279	Other electrical equipment	24	395232	363983	25034	16475	10261
2790	Other electrical equipment	24	395232	363983	25034	16475	10261
27901	Battery chargers & electrical bells etc	4	96510	90500	7170	40	1200
27909	Others n.e.c.	20	298722	273483	17864	16435	9061
28	MACHINERY AND EQUIPMENT N.E.C.	875	68201811	64862104	2181062	954514	-204130
281	General-purpose machinery	384	27822305	26780452	776499	329168	63814
2811	Engines & turbines	5	30680	26990	1684	2501	495
28112	Turbines & parts etc	5	30680	26990	1684	2501	495
2813	Other pumps, compressors, taps & valves	164	13687331	13387559	348857	98335	147420
28131	Air or vacuum pumps/ compressors	2	1346168	1355979	39443	6738	55992
28132	Pumps for liquids	112	11336309	11055816	271126	82599	73232
28133	Pumps for engines/ motor vehicle pumps	11	116431	125298	2621	336	11824
28134	Industrial taps/ valves & h& pump etc	39	888424	850466	35667	8662	6372
2814	Bearings, gears, gearing etc	6	58424	47960	5886	1308	-3270
28143	Gears, pulleys & transmission chain etc	6	58424	47960	5886	1308	-3270
2815 &	Ovens, furnaces & furnace burners						
2816	Lifting & h&ling equipment	40	858220	792962	61799	150	-3309
28151 &	Electrical & other furnaces, ovens,burners etc.						
28161	Lifting, h&ling, loading machinery	40	858220	792962	61799	150	-3309
2819	Other general-purpose machinery	169	13187650	12524980	358274	226874	-77522
28191	Industrial freezing equipment etc.	22	4870823	4752426	31429	35992	-50976
28192	Weighing, packing & wrapping machinery	18	128398	124860	6661	389	3513
28193	Filtering or purifying machinery	16	176474	157661	16820	586	-1406
28198	Parts for general-purpose machinery	69	2413991	2200616	175157	38217	
28199	Others n.e.c.	44	5597965	5289416	128206	151690	-28653
282	Special-purpose machinery	491	40379506	38081653	1404563	625346	-267945
2821	Agricultural & forestry machinery	349	34387374	32386614	1188920	571606	-240233
28211	Tractors	16	26946541	25904546	353410	536757	-151828
28213	Agricultural trailers or semi-trailers	28	311518	292511	11421	688	-6897
28214	Soil preparation, planting machinery	49	892934	818518	42745	5000	-26671
28215 &	Harvesting or threshing machinery						
28216 &	Milking machines						
28217	Spraying machinery	57	486689	445612	33762	3329	-3986
28219	Diverse agricultural machinery	199	5749692	4925427	747582	25833	-50850
2822	Metal-forming machinery & machine tools	34	589080	559886	28471	2271	1549
28222	Tools for grinding, drilling, boring	18	509908	489811	18661	779	-657
28223	Stamping or pressing machine tools	9	41114	34828	2911	470	-2905
28224	Hydraulic presse/ forging machine etc.	5	18760	17358	1302	99	
28227	Parts/ accessories for machine tools	2	19298	17889	5597	924	5111
2824	Mining/ quarrying/ construction machinery	13	771138	849108	12063	17903	107936
28242	Boring, cutting & tunnelling machinery	3	492951	475571	5527	12228	376
28243 &	Machinery for treating minerals						
28245 &	Manufacture of earth-moving machinery						
28246	Pile drivers/ mortar spreaders etc.	10	278187	373537	6535	5675	107560
2825	Food, beverage & tobacco machinery	29	3082724	2887332	57171	10901	-127320
28253	Grain milling machinery	10	356895	281898	13026	130	-61841
28256	Machinery for extractionof animal/vegetable fats/oils	2	14483	13610	753		-120
28259	Food processing machinery	17	2711346	2591824	43392	10771	-65359
2826	Textile, apparel & leather machinery	63	1512237	1365262	116293	22665	-8017
28261	Textile machinery	35	1324533	1199806	96692	21339	-6696
28262	Equipment for textile machinery	4	21892	18578	2576	317	-422
28266	Sewing machines	24	165812	146878	17026	1009	-899
2829	Other special-purpose machinery	3	36954	33450	1644		-1860
28291 &	Machinery for paper pulp,paperboard product etc						
28292	Rubber & plastic products machinery						
28299	Others n.e.c.	3	36954	33450	1644		-1860
29	MOTOR VEHICLES, TRAILERS AND SEMI	784	322237341	317250330	5065098	3790766	3868853
291	Motor vehicles	26	210020766	208518278	1050684	2144872	1693067
2910	Motor vehicles	26	210020766	208518278	1050684	2144872	1693067
29101	Passenger cars, commercial busses etc.	21	209174436	207612933	1027521	2142483	1608500
29102 &	Motor vehicle engines, chassis etc.						
29103	Other motor vehicles	5	846330	905345	23163	2389	84567
292	Motor vehicle bodies, trailers etc	121	1377065	1280834	72000	1166	-23065
2920	Motor bodies, trailers & semi-trailers	121	1377065	1280834	72000	1166	-23065
29201	Bodies for motor vehicles	13	72158	35600	2784		-33774
29202	Trailers & semi-trailers	108	1304907	1245234	69216	1166	10710
293	Parts & accessories for motor vehicles	637	110839510	107451218	3942414	1644728	2198850
2930	Parts & accessories for motor vehicles	637	110839510	107451218	3942414	1644728	2198850
29301	Parts & accessories for motor vehicles	637	110839510	107451218	3942414	1644728	2198850

TABLE - 5.0 **INDUSTRIAL COST** **PAKISTAN 2015-16**

Value in '000' Rs

Industry Code	Industrial Major Groups and Industry	No. of establishments	Total industrial cost Col (5+6+7- 8)	Raw material purchased	Cost of fuel, electricity & water consumed	Payments made for repair, maintenance, contract & commission	Changes in inventories of input materials
1	2	3	4	5	6	7	8
30	OTHER TRANSPORT EQUIPMENT	181	95615196	96769084	1222890	796988	3173767
302 & 309	Railway locomotives & rolling stock Transport equipment n.e.c.	181	95615196	96769084	1222890	796988	3173767
3020 &	Railway locomotives & rolling stock						
3091	Motorcycles	170	94926718	96119829	1210186	796482	3199779
30202 &	Railway or tramway coaches services etc.						
30911	Motorcycles, engines for motorcycles	37	90257136	91770824	1014440	779052	3307180
30912	Parts & accessories for motorcycles.	133	4669582	4349004	195747	17430	-107401
3092	Bicycles & invalid carriages	11	688478	649256	12704	506	-26012
30921 &	Non-motorized bicycles & parts etc.						
30922	Invalid/baby carriages, their parts/accessories, etc.	11	688478	649256	12704	506	-26012
31	FURNITURE	1462	27264840	23598093	2172541	210336	-1283869
310	Furniture	1462	27264840	23598093	2172541	210336	-1283869
3100	Furniture	1462	27264840	23598093	2172541	210336	-1283869
31001 &	Furniture & fixtures.						
31002	Furniture for shops/churches, schools, restaurants	623	20479029	17364371	1869336	62716	-1182605
31003	manufacture of office furniture	13	188754	180402	9576	296	1520
31004	Furniture for kitchen bedrooms etc.	824	6499757	5938320	290829	146824	-123784
31005	Laboratory benches/ laboratory furniture	2	97300	115000	2800	500	21000
32	OTHER MANUFACTURING	1430	52078456	46523442	2186699	1302291	-2066024
321	Jewellery, bijouterie etc	63	1905086	1374614	92066	912	-437494
3211	Jewellery & related articles	27	1327446	904519	5573	368	-416985
32113 &	Jewellery, goldsmiths' articles.						
32114	Metal watchs, watch straps & cigarette cases etc.	27	1327446	904519	5573	368	-416985
3212	Imitation jewellery & related articles	36	577640	470095	86493	543	-20509
32121	Costume or imitation jewellery.	36	577640	470095	86493	543	-20509
322	Musical instruments	10	53963	52280	2139	186	641
3220	Musical instruments	10	53963	52280	2139	186	641
32201 &	Stringed instruments, harmoniums etc.						
32202	Musical instruments & parts.	10	53963	52280	2139	186	641
323	Sports goods	382	22905807	20411677	660048	1013507	-820574
3230	Sports goods	382	22905807	20411677	660048	1013507	-820574
32301	Foot balls.	120	8902446	8040952	294221	175877	-391395
32302	Rackets, bats.	31	615529	572943	30578	96	-11913
32309	Other sports articles/ equipment etc.	231	13387832	11797783	335249	837534	-417266
324	Games & toys	13	214011	197954	16058		
3240	Games & toys	13	214011	197954	16058		
32401	Dolls, toy animals etc.	13	214011	197954	16058		
325	Medical & dental instruments & supplies	906	20762761	18782384	882242	216066	-882070
3250	Medical & dental instruments & supplies	906	20762761	18782384	882242	216066	-882070
32501	Surgical drapes/ sterile string etc	22	6817160	6790000	27160		
32505	Surgical, dental/ veterinary furniture.	6	42521	39446	4710	840	2475
32506	Dental instruments/ orthopaedic devices	46	570936	424574	20455	2826	-123081
32509	Others n.e.c.	832	13332144	11528364	829917	212400	-761463
329	Other manufacturing n.e.c.	56	6236828	5704533	534147	71620	73472
3290	Other manufacturing n.e.c.	56	6236828	5704533	534147	71620	73472
32902	Brooms & brushes.	24	854111	863314	44049	12775	66027
32903	Pens, pencils & stamps etc.	13	4441157	3973692	416681	49704	-1080
32909	Others n.e.c.	19	941559	867526	73417	9142	8526

TABLE - 6.0 **NON-INDUSTRIAL COST** **PAKISTAN**

2015-16

Value in '000' Rs

Industry Code	Industry Major Groups & Industries	No. of establishments	Total non-industrial costs (Col 5 to 13)	Payments for transport	Copyrights, royalties, etc.	Payments for postage, telephone, telegraph,, telex, fax, etc.	Printing and stationery costs	Legal and professional expenses	Payments made for advertisements	Travelling expenses	Other expenses
1	2	3	4	5	6	7	8	9	10	11	12
C	**ALL INDUSTIRES**	**42578**	**642885691**	**117604249**	**20519482**	**14807197**	**9300420**	**14087837**	**106965126**	**37159190**	**322442189**
10	FOOD PRODUCTS	5597	129233086	23533124	5678481	3040207	1192870	2453105	45051618	4430238	43853444
101	Processing & preserving of meat	22	2953825	1449411		36758	13894	34107	319726	131464	968465
1010	Processing & preserving of meat	22	2953825	1449411		36758	13894	34107	319726	131464	968465
10102	Fresh, chilled or frozen meat	10	2005451	1386854		23494	4424	20523	93349	90798	386010
10104 &	Meat products										
10107	Processing of animal offal	12	948374	62558		13264	9471	13584	226377	40666	582455
102	Processing & preserving of fish	14	89151	29992		813	623	511		1137	56074
1020	Processing/ preserving of fish, molluscs	14	89151	29992		813	623	511		1137	56074
10202	Fish, crustacean & mollusc products	14	89151	29992		813	623	511		1137	56074
103	Processing of fruit/ vegetables	44	1963635	322379	1691	19522	11230	34494	916054	69905	588361
1030	Processing/ preserving of fruit/ vegetables	44	1963635	322379	1691	19522	11230	34494	916054	69905	588361
10302	Preserving of fruit, nuts or vegetables	30	546408	213170		7154	802	12211	214170		98900
10304	Fruit or vegetable juices.	3	60941	8213	1691	798	152	1295	825	4077	43890
10305	Jams, jellies & marmalades	11	1356286	100995		11570	10276	20988	701059	65828	445571
104	Vegetable & animal oils/ fats	843	20225168	6112792	5624	188330	246096	368801	4587805	752686	7963034
1040	Vegetable & animal oils & fats	843	20225168	6112792	5624	188330	246096	368801	4587805	752686	7963034
10401	Crude / refined vegetable oils	507	19322840	6057953	2423	120159	181752	350357	4576242	724597	7309358
10405	Cotton linters.	205	770614	41892	3000	64333	61095	15711	6193	17743	560647
10406	Oilcakes & others	131	131713	12948	202	3838	3249	2733	5370	10346	93029
105	Dairy products	148	39231696	5229594	4746648	1536996	209829	580502	20311839	853985	5762303
1050	Dairy products	148	39231696	5229594	4746648	1536996	209829	580502	20311839	853985	5762303
10501	fresh liquid milk & milk-based drinks	26	36051058	4878426	4746637	1461599	186388	544231	18810354	817622	4605802
10504	Butter/ cheese etc.	17	202489	35515		3280	3125	2104	2193	2286	153986
10506	Ice cream & other edible ice.	100	2949060	304082	12	71643	19800	33942	1498462	33739	987379
10509	Others n.e.c.	5	29090	11571		473	516	225	830	339	15136
106	Grain mill products, starches etc	3097	11207862	2610225	103787	328594	304101	175024	262684	569089	6854358
1061	Grain mill products	3094	9833110	2416101	103787	233017	301922	146574	259812	525444	5846453
10611	Grain milling.	1144	5358956	1246114	80268	120964	112471	68866	113983	215300	3400991
10612	Rice milling.	1782	4175425	1075829	22423	72197	181937	74575	135127	298263	2315073
10613	Vegetable milling	166	280095	92117	1097	39278	7056	3133	3602	8307	125505
10614	Cereal breakfast foods	2	18634	2041		578	458		7099	3574	4884
1062	Starches & starch products	3	1374752	194123		95577	2179	28450	2872	43645	1007905
10621 &	Starches from rice, potatoes, maize etc.										
10623	Glucose/ glucose syrup etc	3	1374752	194123		95577	2179	28450	2872	43645	1007905
107	Other food products	1245	50117584	7421434	819005	883434	387432	1210458	18641137	1878910	18875773
1071	Bakery products	807	11972688	2463040	139097	189405	76791	253093	5822948	427526	2600788
10711	Bread & rolls	88	718598	74600	911	15568	11588	44439	158191	34316	378985
10712	Pastry, cakes, pies etc.	100	403455	15097	15	8802	6039	22921	17442	125975	207164
10713	Rusks, biscuits & bakery products	344	9613870	2280754	222	102405	43740	167863	5336317	240874	1441695
10719	Others n.e.c.	275	1236764	92588	137949	62629	15424	17871	310997	26361	572944
1072	Sugar	82	12096002	1513554	7593	179795	118267	526976	52889	666620	9030310
10721	Sugar & sugar substitutes	82	12096002	1513554	7593	179795	118267	526976	52889	666620	9030310
1073	Chocolate & sugar confectionery	86	6908722	1411107	535907	115526	32486	158770	3811380	127559	715987
10732	Chocolate & sugar confectionery	81	6905843	1410523	535907	115396	32316	158720	3811380	127435	714166
10733	Chewing gum	5	2879	584		130	170	50		124	1821
1074	Macaroni, noodles, pasta etc.	16	94417	963		615	189	428	16583	903	74736
10741	Pastas/ macaroni etc	16	94417	963		615	189	428	16583	903	74736
1079	Other food products n.e.c.	254	19045755	2032770	136407	398094	159699	271191	8937338	656303	6453952
10792 &	Blending of tea & mate										
10794	Infant formula or baby foods etc	14	13024547	1307390		280442	79825	134391	6379826	143537	4699137
10795	Prepared foods/sandwiches, fresh pizza etc.	2									
10796	Spices, sauces & condiments	50	4362928	315739	127240	87057	15368	111126	2504724	363116	838557
10798	Processing of salt	37	241633	182592		1063	10284	2846	1631	10668	32550
10799	Others n.e.c.	151	1416646	227049	9167	29532	54222	22828	51157	138983	883708
108	Prepared animal feeds	184	3444165	357297	1725	45759	19665	49207	12374	173062	2785075
1080	Prepared animal feeds	184	3444165	357297	1725	45759	19665	49207	12374	173062	2785075
10802	Prepared feeds for farm animals	184	3444165	357297	1725	45759	19665	49207	12374	173062	2785075
11	BEVERAGES	131	36102409	5320357	10424	688109	120416	732629	11871525	1321077	16037872
110	Beverages	131	36102409	5320357	10424	688109	120416	732629	11871525	1321077	16037872
1101 &	Distilling, rectifying/ blending of spirits										
1104	Soft drinks, mineral waters etc	131	36102409	5320357	10424	688109	120416	732629	11871525	1321077	16037872
11010 &	Alcoholic beverages/ distilled spirits										
11041	Non-alcoholic beverages	35	4792883	169614		26700	15007	20040	426223	26785	4108513
11042	Natural mineral waters/ bottled waters	54	1227682	32821	1500	15598	6265	7546	422653	12941	728357
11043	Soft drinks like lemonade, cola etc.	42	30081844	5117921	8924	645810	99144	705042	11022649	1281351	11201002
12	TOBACCO PRODUCTS	28	12344614	287323	876658	1391139	2938	219533	1904023	501651	7161349
120	Tobacco products	28	12344614	287323	876658	1391139	2938	219533	1904023	501651	7161349
1200	Tobacco products	28	12344614	287323	876658	1391139	2938	219533	1904023	501651	7161349
12001	Tobacco products & substitutes etc.	25	12343508	287323	876658	1391121	2734	219533	1903423	501651	7161065
12009	Others n.e.c.	3	1106			18	204		600		284

TABLE - 6.0 **NON-INDUSTRIAL COST** **PAKISTAN**

2015-16

Value in '000' Rs

Industry Code	Industry Major Groups & Industries	No. of establishments	Total non-industrial costs (Col 5 to 13)	Payments for transport	Copyrights, royalties, etc.	Payments for postage, telephone, telegraph,, telex, fax, etc.	Printing and stationery costs	Legal and professional expenses	Payments made for advertisements	Travelling expenses	Other expenses
1	2	3	4	5	6	7	8	9	10	11	12
13	TEXTILES	7503	129533179	21630534	545786	2770122	2116069	2276076	5837889	6376211	87980492
131	Spinning, weaving, finishing of textile	5819	118899350	19533060	535576	2564819	1960032	2093546	5789532	5931527	80491258
1311	Spinning of textile fibres	828	56551017	8976095	495326	1137362	610728	1048789	4316636	2661021	37305059
13112	Spinning of yarn or thread	828	56551017	8976095	495326	1137362	610728	1048789	4316636	2661021	37305059
1312	Weaving of textiles	4442	55643015	9726932	28599	1266604	882250	857620	1300507	2926156	38654348
13121	Broad woven fabrics	4130	52279391	9047649	15405	1209138	819895	779349	1268893	2764798	36374263
13122	Other broad woven fabrics etc.	2	103273	1619		1838	1557	6002	40	9830	82387
13129	Others n.e.c.	310	3260352	677664	13193	55628	60798	72268	31575	151528	2197698
1313	Finishing of textiles	549	6705318	830033	11651	160853	467054	187138	172388	344349	4531851
13131	Bleaching & dyeing of fabrics	549	6705318	830033	11651	160853	467054	187138	172388	344349	4531851
139	Other textiles	1684	10633830	2097474	10210	205303	156037	182530	48357	444684	7489234
1392	Made-up textile articles	346	7782563	1629519	5132	127879	72090	134775	33312	322620	5457235
13921	Madeup articles of any textile material	278	5272012	963972	2908	76105	49418	86375	25650	165873	3901711
13922	Made-up furnishing articles	56	2437789	660334	1962	51648	19620	42890	5419	156503	1499412
13929	Others n.e.c.	12	72762	5213	262	125	3052	5510	2244	244	56112
1393	Carpets & rugs	77	301415	52543	248	24462	7622	6688	4773	22531	182548
13930	Floor coverings like carpets, rugs etc.	77	301415	52543	248	24462	7622	6688	4773	22531	182548
1394	Cordage, rope, twine & netting	20	146123	19653		6230	480	1756	1477	10948	105579
13941 &	Twine, cordage, rope etc.										
13942	Knotted netting of twine, cordage/ rope	20	146123	19653		6230	480	1756	1477	10948	105579
1399	Other textiles n.e.c.	1241	2403729	395759	4830	46732	75845	39310	8795	88585	1743872
13991	Labels/ badges etc.	57	1310776	239795	2288	8789	5316	15784	721	20730	1017352
13992	Tulles/ laces & other net fabrics	1148	1015343	133529	2488	34092	68776	19898	5980	64346	686234
13999	Others n.e.c.	36	77609	22434	55	3851	1753	3628	2094	3509	40286
14	WEARING APPAREL	2371	52472973	8227723	186652	1000574	754757	957785	1388119	2000649	37956713
141	Wearing apparel	2147	51669551	8124063	186640	968295	727306	916804	1366801	1943348	37436294
1410	Wearing apparel	2147	51669551	8124063	186640	968295	727306	916804	1366801	1943348	37436294
14101	Wearing apparel of leather	184	1775621	466201	1902	62209	21587	27958	106964	177138	911661
14102	Outerwear/ work wear	1284	47211953	7207420	145454	844899	662581	829024	1175990	1602643	34743944
14103	Underwear/ nightwear	166	490489	104571	182	15484	14846	12618	43480	20774	278536
14104	Babies' garments/ tracksuits etc.	20	168927	50603	91	16021	5200	5145	7878	16980	67008
14105 &	Other clothing accessories										
14109	Others n.e.c.	493	2022560	295268	39011	29681	23092	42058	32490	125813	1435146
143	Knitted & crocheted apparel	224	803422	103660	12	32279	27452	40981	21318	57301	520419
1430	Knitted & crocheted apparel	224	803422	103660	12	32279	27452	40981	21318	57301	520419
14301	Knitted or crocheted wearing apparel	30	131598	8990		9540	17212	787	197	14222	80651
14302	Hosiery, socks, tights & pantyhose etc	194	671824	94671	12	22739	10240	40195	21121	43079	439769
15	LEATHER PRODUCTS	1150	9926550	1559229	4515	196000	136811	131082	839216	538846	6520851
151	Tanning of leather & leather products	398	3898674	886498	1182	120699	59200	54804	154255	237377	2384659
1511	Tanning & dressing of leather	346	2663540	583093	1147	108918	41253	39412	152423	194284	1543011
15111	Tanning/ dressing of hides & skins	341	2663140	582693	1147	108918	41253	39412	152423	194284	1543011
15119	Others n.e.c.	5	400	400							
1512	Luggage, h&bags, saddlery etc.	52	1235133	303406	35	11782	17946	15392	1831	43094	841649
15121	Luggage, h&bags etc.	27	982616	164053	35	5737	6173	5574	160	5396	795488
15122	Articles of leather etc.	25	252517	139352		6044	11773	9818	1671	37698	46161
152	Footwear	752	6027876	672731	3333	75300	77612	76278	684961	301469	4136192
1520	Footwear	752	6027876	672731	3333	75300	77612	76278	684961	301469	4136192
15201	Footwear	746	6024058	672154	3333	74851	77372	75788	684891	301253	4134416
15202	Leather parts of footwear etc.	6	3818	577		450	239	489	70	216	1777
16	WOOD AND WOOD PRODUCTS	642	675654	55651	1590	24267	20145	17610	42713	35822	477856
161	Sawmilling & planning of wood	147	71099	12293	442	4166	890	306		4139	48863
1610	Sawmilling & planning of wood	147	71099	12293	442	4166	890	306		4139	48863
16101 &	Sawing & planning of wood										
16102	Wooden railway sleepers	147	71099	12293	442	4166	890	306		4139	48863
162	Products of wood, cork, straw etc.	495	604555	43358	1148	20101	19255	17304	42713	31683	428992
1621	Veneer sheets & wood-based panels	82	456379	32959	31	12085	10858	12927	39311	17811	330398
16211	Manufacture of veneer sheets	6	9298			10	543				8745
16212	Plywood/ veneer panel/ laminated sheets	50	172122	23446	31	5509	1685	6555	30528	7148	97220
16213	Particle board/ densified wood etc.	26	274959	9513		6566	8630	6373	8783	10663	224433
1622	Builders' carpentry & joinery	123	49827	5967	323	2586	2340	1711	1010	4867	31022
16221	Wooden goods of construction industry	123	49827	5967	323	2586	2340	1711	1010	4867	31022
1623	Wooden containers	182	59746	2705	385	2279	5207	2141	1247	3201	42579
16231	Packing boxes, crates, drums of wood	182	59746	2705	385	2279	5207	2141	1247	3201	42579
1629	Other wood products	108	38602	1727	409	3150	849	525	1145	5803	24994
16291	Wood products	108	38602	1727	409	3150	849	525	1145	5803	24994
17	PAPER AND PAPER PRODUCTS	787	6248468	714380	289765	115486	142434	348380	383624	458019	3796380
170	Paper & paper products	787	6248468	714380	289765	115486	142434	348380	383624	458019	3796380
1701	Pulp, paper & paperboard	267	1427675	190655	1169	26156	24510	42263	20612	74621	1047688
17013	Paper & paperboard	259	1399237	176556	1169	25231	24062	41186	20544	72676	1037812
17019	Others n.e.c.	8	28438	14099		925	448	1077	68	1945	9876

TABLE - 6.0 **NON-INDUSTRIAL COST** **PAKISTAN**

2015-16

Value in '000' Rs

Industry Code	Industry Major Groups & Industries	No. of establishments	Total non-industrial costs (Col 5 to 13)	Payments for transport	Copyrights, royalties, etc.	Payments for postage, telephone, telegraph,, telex, fax, etc.	Printing and stationery costs	Legal and professional expenses	Payments made for advertisements	Travelling expenses	Other expenses
1	2	3	4	5	6	7	8	9	10	11	12
1702	Corrugated paper/ paperboard & containers	483	3858761	326539	288596	61633	90199	277854	26571	290531	2496838
17021	Corrugated paper/ paperboard containers	472	3721967	295664	288349	59204	89283	276890	25238	279856	2407482
17022	Sacks, bags & similar articles of paper	11	136794	30875	246	2428	916	964	1333	10675	89356
1709	Other articles of paper & paperboard	37	962032	197186		27697	27724	28262	336441	92867	251854
17091	Personal hygiene paper product	23	460860	118495		12290	14463	21319	146106	58809	89377
17099	Others n.e.c.	14	501172	78691		15407	13261	6943	190334	34058	162477
18	PRINTING/REPRODUCTION OF RECORDED MEDIA	422	3857702	383360	513	482192	291091	83344	55064	160979	2401157
181	Printing	422	3857702	383360	513	482192	291091	83344	55064	160979	2401157
1811	Printing	418	3854497	382510	513	481992	290651	83044	55064	160879	2399842
18111	Printing of newspapers/ magazines	78	2395780	144861		355872	215722	37860	21733	42966	1576765
18112	Printing of books, brochures, maps etc	172	482289	81035	255	70258	36603	13657	17008	11792	251682
18113	Printing of postage stamps, cheques etc	3	162633	20637		5029	1880	1302	9107	10651	114027
18114	Printing of diaries & calendars etc	14	28031	5421		3739	731	524	48	1352	16216
18115	Printing on textile, glass, metal, wood	146	782877	129764	258	46804	35315	29687	7132	94070	439846
18119	Other printing n.e.c.	5	2887	792		290	400	15	36	48	1306
1812	Service related to printing	4	3205	850		200	440	300		100	1315
18121 &	Binding of printed sheets										
18123 &	Plate/image-making setting services										
18124	Preparation of plates & dies	4	3205	850		200	440	300		100	1315
19	COKE AND REFINED PETROLEUM PRODUCTS	69	8864579	4606539	4391	81039	85756	321998	267306	233530	3264020
192	Refined petroleum products	69	8864579	4606539	4391	81039	85756	321998	267306	233530	3264020
1920	Refined petroleum products	69	8864579	4606539	4391	81039	85756	321998	267306	233530	3264020
19201	Production of motor fuel/ kerosene etc.	8	7187282	4431782	4379	59317	70832	287568	92175	168294	2072935
19203 &	Oil-based lubricating oils or greases										
19205	White spirit, vaseline, paraffin wax	55	1676267	174758	11	21722	14925	34430	175130	65236	1190055
19207	Blending of bio fuels	6	1030								1030
20	CHEMICALS AND CHEMICAL PRODUCTS	947	86335660	24925138	946852	1632794	1937799	1740277	20651507	3930624	30570669
201	Basic chemicals, fertilizers etc.	379	44877528	19303814	793324	945058	1248004	969163	1649011	2460396	17508758
2011	Basic chemicals	219	12812700	4485957	40080	301853	115181	373549	411023	945034	6140022
20111	Inorganic industrial/ medical gases	75	3723230	2033702		158153	4427	58144	301941	459503	707359
20112	Dyes & pigments in basic form	41	2157909	400193	40064	70424	66212	162109	48641	79610	1290655
20113	Manufacture of inorganic acids & bases	35	1292320	508930	16	21199	10174	42089	49718	146764	513429
20114	Chemical elements & other inorganic compounds	2	825	370		30	50		50	40	285
20115	Basic organic chemicals	46	3225313	1497845		31563	15620	98246	8563	138584	1434892
20119	Others n.e.c.	20	2413104	44917		20484	18698	12961	2109	120534	2193401
2012	Fertilizers & nitrogen compounds	23	29122758	14290506	751068	616384	1105832	544111	1194664	1408262	9211931
20121 &	Fertilizers										
20122	Nitrogen products	23	29122758	14290506	751068	616384	1105832	544111	1194664	1408262	9211931
2013	Plastics & synthetic rubber	137	2942070	527350	2175	26821	26992	51503	43324	107100	2156805
20131	Plastics in primary forms	137	2942070	527350	2175	26821	26992	51503	43324	107100	2156805
202	Other chemical products	560	41181976	5586428	153528	684399	688955	759804	19000684	1419176	12889001
2021	Pesticides/ agrochemical products etc	63	1866295	272288	21327	137513	35484	43063	166516	131136	1058969
20211	Insecticides/ fungicides/ herbicides	61	1859149	269848	21327	136697	35186	42775	166516	130901	1055899
20219	Other agrochemical products n.e.c.	2	7146	2440		815	298	287		235	3070
2022	Paints, varnishes & printing ink etc.	133	5278543	698160	123242	67611	81020	334648	2052579	307304	1613979
20221	Paints & varnishes etc	123	5168461	692990	123242	66518	78971	334105	2052289	303630	1516715
20225	Caulking compounds etc	2	12332			392	747	110		752	10331
20227	Printing ink	8	97750	5170		700	1302	433	290	2921	86934
2023	Soap, perfumes & toilet preparations	229	32824508	4381830	7246	445177	524628	327714	16751013	891349	9495552
20232	Soap	139	13435934	2056651	2265	121388	418956	137407	6384544	285603	4029120
20234	Detergent, dish-washing preparation etc	19	7710968	752418		27752	17705	23752	3221418	361431	3306492
20235	Cleaning & polishing products	10	78867	714		966	4688	471	426	2311	69291
20236 &	Perfumes & toilet preparations										
20239	Others n.e.c.	61	11598739	1572046	4980	295071	83278	166085	7144625	242005	2090648
2029	Other chemical products n.e.c.	135	1212629	234151	1714	34099	47822	54379	30575	89388	720501
20291	Propellant powders/ explosives	29	133420	24708	800	5099	4463	11351	2174	30410	54416
20292 &	Gelatine/ glues & prepared adhesives										
20293	Aromatic/odoriferous/distilled waters products	47	494742	126328	93	11356	15140	23674	12643	18755	286754
20294	Photographic plates, films etc	3	112382			4398	304	1130		4571	101979
20298	Matches	24	64217	7630	367	1616	6539	2952	2430	6327	36354
20299	Others n.e.c.	32	407868	75484	454	11631	21376	15273	13328	29324	240998
203	Man-made fibres	8	276157	34896		3336	840	11311	1812	51052	172910
2030	Man-made fibres	8	276157	34896		3336	840	11311	1812	51052	172910
20301	Synthetic or artificial filament tow	3	26498	784		128	110	435		1745	23296
20303	Synthetic or artificial filament yarn	5	249659	34112		3208	730	10876	1812	49307	149614
21	BASIC PHARMACEUTICAL PRODUCTS	608	64277051	5438383	1431204	1327064	1132746	1820467	11556029	10871163	30699995
210	Pharmaceuticals	608	64277051	5438383	1431204	1327064	1132746	1820467	11556029	10871163	30699995
2100	Pharmaceuticals	608	64277051	5438383	1431204	1327064	1132746	1820467	11556029	10871163	30699995
21001	Medicinal active substances	535	59578850	5010616	1292354	1240520	1020983	1665880	9602568	10340802	29405125
21003	Medicaments/ homeopathic preparations	57	4170020	378250	138836	78489	108362	140929	1708459	493097	1123596
21009	Other such activities n.e.c.	16	528180	49516	14	8055	3401	13657	245001	37263	171274

TABLE - 6.0 **NON-INDUSTRIAL COST** **PAKISTAN**

2015-16

Value in '000' Rs

Industry Code	Industry Major Groups & Industries	No. of establishments	Total non-industrial costs (Col 5 to 13)	Payments for transport	Copyrights, royalties, etc.	Payments for postage, telephone, telegraph,, telex, fax, etc.	Printing and stationery costs	Legal and professional expenses	Payments made for advertisements	Travelling expenses	Other expenses
1	2	3	4	5	6	7	8	9	10	11	12
22	RUBBER AND PLASTICS PRODUCTS	1201	5276327	1181099	210457	182019	127845	186462	163160	353591	2871693
221	Rubber products	129	1345474	371246	206902	30754	17060	36428	110046	82141	490897
2211	Rubber tyres & tubes	22	1038965	285078	206604	14747	7557	28324	105146	67830	323678
22111	Rubber tyres	20	1036521	284768	206604	14703	7527	28324	105050	67752	321792
22112	Inner tubes for tyres	2	2444	310		44	30		96	78	1886
2219	Other rubber products	107	306509	86169	298	16006	9503	8103	4900	14311	167219
22191	Other products of rubber	107	306509	86169	298	16006	9503	8103	4900	14311	167219
222	Plastics products	1072	3930853	809853	3555	151266	110784	150035	53114	271451	2380796
2220	Plastics products	1072	3930853	809853	3555	151266	110784	150035	53114	271451	2380796
22201	Plastic products for packing of goods	614	3330398	741540	2171	132949	96106	138282	48942	244876	1925533
22202	Builders' plastics ware	67	87273	16862	361	6100	2000	1398	2276	7423	50852
22203	Plastic tableware, kitchenware etc	202	149655	19825	237	4210	5037	5077	490	7149	107629
22209	Other diverse plastic products	189	363528	31626	786	8006	7642	5277	1406	12002	296783
23	OTHER NON-METALLIC MINERAL PRODUCTS	12866	26388118	8063209	573000	600727	332695	583804	1051092	1778745	13404847
231	Glass & glass products	96	3336792	567218	16	73509	17946	92985	695661	199573	1689884
2310	Glass & glass products	96	3336792	567218	16	73509	17946	92985	695661	199573	1689884
23101	Flat glass/ glass paving blocks	48	3127999	541783		68865	6807	88808	694074	186164	1541497
23102	Glass mirror/ bottle/ drinking glass	17	103229	16874		1607	3861	1273	472	7541	71601
23103	Pharmaceutical glassware etc.	9	77286	4022		2623	989	2629	274	4792	61958
23109	Others glass products n.e.c.	22	28279	4540	16	415	6289	274	841	1076	14828
239	Non-metallic mineral products n.e.c.	12770	23051326	7495991	572984	527218	314749	490819	355431	1579172	11714963
2391	Refractory products	5	854			143	61	75	200	145	230
23912	Manufacture of refractory ceramic goods	5	854			143	61	75	200	145	230
2392	Clay building materials	10095	7435139	2023464	13919	153416	143052	137481	47968	753507	4162332
23921	Ceramic tiles, mosaic cubes etc.	4	535840	283108		10684	11002	15342	26819	68322	120563
23922	Non-refractory clay building materials	10053	6875083	1739587	13589	142290	130414	121796	20252	684025	4023130
23923	Ceramic sanitary fixtures	38	24217	768	331	442	1637	342	897	1160	18640
2393	Other porcelain & ceramic products	175	242695	41495	577	6392	2771	8114	2283	30728	150337
23931	Ceramic tableware & domestic articles	168	176336	17082	577	2735	2518	3176	2059	18883	129306
23932	Electrical fittings of ceramics etc.	2	49903	15171		3389		4799	186	10850	15509
23939	Other porcelain & ceramic products	5	16455	9242		268	253	139	38	995	5522
2394	Cement, lime & plaster	77	13610884	5152997	543979	291442	116046	321829	281923	689355	6213313
23941	Clinkers & hydraulic cement	21	13514664	5136365	543979	291345	112113	321829	281923	689160	6137951
23943	Plasters of calcined gypsum/ sulphate	56	96219	16633		97	3933			195	75362
2395	Articles of concrete, cement & plaster	1088	845346	179796	1259	36789	21905	10870	16774	66316	511638
23951 &	Precast concrete, cement or stone										
23952	Structural component of cement, concrete	1008	814088	173685	1259	35036	19897	10719	16678	63112	493701
23959	Other articles of concrete or cement	80	31258	6111		1752	2009	151	95	3204	17937
2396	Cutting, shaping & finishing of stone	1310	858212	76451	13224	36422	30202	9402	5742	35353	651415
23961	Cutting, shaping & finishing of stone	1310	858212	76451	13224	36422	30202	9402	5742	35353	651415
2399	Other non-metallic mineral products	20	58196	21789	25	2614	711	3050	541	3768	25698
23991	Millstones/abrasive products and polishing	7	5664	1577		131	258		490	299	2909
23993	Mineral insulating materials	2	607			32	5	15		40	515
23995 &	Articles of asphalt etc										
23999	Manufacture of other such products n.e.c.	11	51925	20212	25	2451	448	3035	51	3429	22274
24	BASIC METALS	943	11370416	3188084	3285	197648	117210	414982	298252	477396	6673559
241	Basic iron & steel	662	10864458	3133821	3260	186417	109337	400825	290338	461337	6279123
2410	Basic iron & steel	662	10864458	3133821	3260	186417	109337	400825	290338	461337	6279123
24102 &	Pig iron/spiegeleisen/ferro-alloys & ferrous products										
24103	Pure iron, granular iron & iron powder	2	77868	14		4496	1281	1040	1940	9590	59507
24104	Remelting of scrap ingot of iron/ steel	77	928900	324084	188	8746	5122	44693	60620	48703	436744
24106	Hot/cold-rolled products of steel	457	6173261	1128123	1096	80562	77870	232556	100896	292074	4260084
24108	Welded tubes & pipes of steel	108	3674195	1677736	1117	92273	24214	122436	126882	110970	1518569
24109	Others n.e.c.	18	10234	3864	860	340	850	100			4220
242	Basic precious & non-ferrous metals	108	147519	17748	24	6490	4085	7264	7447	9247	95214
2420	Basic precious & non-ferrous metals	108	147519	17748	24	6490	4085	7264	7447	9247	95214
24202	Aluminium & alloys	63	137917	17565	24	6259	3583	6074	7115	9102	88193
24203	Lead, zinc, tin & alloys from ores	4	641			76	253	4	2	12	293
24205	Copper alloys	39	8269	151		139	225	1166	327	132	6128
24206	Chrome, manganese, nickel & alloys etc	2	693	32		16	24	20	2		599
243	Casting of metals	173	358439	36515		4741	3788	6893	467	6812	299222
2431	Casting of iron & steel	163	356541	35724		4696	3765	6893	467	6338	298657
24311	Casting of iron	126	106533	11982		2387	872	1330	265	4097	85600
24312	Casting of steel	37	250007	23742		2308	2893	5562	203	2241	213057
2432	Casting of non-ferrous metals	10	1898	791		45	23			475	565
24324	Casting of precious metal castings	10	1898	791		45	23			475	565
25	FABRICATED METAL PRODUCTS	1775	3368743	524298	3073	97523	60083	179821	496684	212804	1794458
251	Structural metal products etc	435	904595	94867	1748	22208	14926	87309	11188	69380	602970
2511	Structural metal products	387	735022	69814	1698	10498	12498	77367	7321	50173	505653
25111	Metal framework/ skeleton etc	27	389786	24983		2813	4250	66949	806	30358	259626
25112	Metal door, window, shutter, gates etc	305	253533	20595	1698	6621	4709	7717	4607	18297	189289
25119	Others n.e.c.	55	91703	24236		1064	3539	2701	1907	1518	56738

TABLE - 6.0 **NON-INDUSTRIAL COST** **PAKISTAN**

2015-16

Value in '000' Rs

Industry Code	Industry Major Groups & Industries	No. of establishments	Total non-industrial costs (Col 5 to 13)	Payments for transport	Copyrights, royalties, etc.	Payments for postage, telephone, telegraph,, telex, fax, etc.	Printing and stationery costs	Legal and professional expenses	Payments made for advertisements	Travelling expenses	Other expenses
1	2	3	4	5	6	7	8	9	10	11	12
2512	Tanks, reservoirs & containers of metal	39	89649	20759	50	8696	771	6739	777	10215	41642
25121	Reservoirs, tanks & containers of metal	6	4178	410		67	248	51			3402
25122	Metal containers for gas	31	84321	20349	50	8630	523	6688	777	10215	37090
25123	Central heating boilers & radiators	2	1150								1150
2513	Steam generators	9	79924	4294		3014	1658	3203	3090	8991	55675
25131	Steam/ vapour generator, condenser etc	6	25844	3508		1470	697	2633	2111	7241	8185
25132	Parts for marine or power boilers/ nuclear reactors etc.	3	54080	786		1544	961	570	979	1750	47490
252	Weapons & ammunition	38	79969	3066		4486	3530	5721	10438	2998	49730
2520	Weapons & ammunition	38	79969	3066		4486	3530	5721	10438	2998	49730
25201 &	Heavy weapons										
25202	Small arms	38	79969	3066		4486	3530	5721	10438	2998	49730
259	Other fabricated metal products	1302	2384179	426365	1325	70829	41626	86791	475058	140427	1141758
2592	Treatment & coating of metals	5	2265								2265
25921 &	Plating, anodizing, s&blasting etc.										
25922	Colouring/engraving, non-metallic coating metals	5	2265								2265
2593	Cutlery, h& tools & general hardware	452	1473829	240029	520	41128	16707	64995	449320	95350	565780
25931	Cutlery	245	122375	12919	53	6817	3654	3146	1009	13914	80864
25932	Knives, h& tools, saw blades etc	133	1327273	223475	361	32472	12325	61457	448171	79528	469483
25933	Padlocks, locks, keys, hinges etc	57	20105	3074	54	1462	495	290	25	1242	13463
25934	Other tools of such nature n.e.c.	17	4077	560	52	377	233	102	116	666	1970
2599	Other fabricated metal products n.e.c.	845	908085	186337	805	29700	24919	21796	25738	45077	573714
25991	Cans, drums, buckets, boxes, tins etc	95	98265	16446		3731	7556	6029	3501	9822	51179
25992	Uninsulated or insulated metal cable	4	3178	209		59				67	2844
25993	Nails, bolts, screws, nuts, chains etc.	118	80270	10610	51	1963	2033	2022	1235	3296	59061
25994	Metal household articles	307	247165	15486	32	5937	3619	3289	13798	7176	197829
25995	Metal goods for office use	48	94521	9107	500	2693	1262	996	6212	5104	68647
25996	Safes, strongboxes, armoured doors etc.	85	30677	6376	74	1079	1166	532	177	2324	18949
25997	Various metal articles	106	194741	49884	14	7996	2310	4185	574	14626	115151
25999	Others n.e.c.	82	159268	78220	134	6242	6973	4744	241	2661	60055
26	COMPUTER, ELECTRONIC AND OPTICAL PRODUCTS	38	725059	110635	17658	23441	11136	14735	148482	63008	335964
261	Electronic components & boards	8	32161	2318		3287	2395	1756	2855	2533	17017
2610	Electronic components & boards	8	32161	2318		3287	2395	1756	2855	2533	17017
26101 &	Capacitors, resistors, microprocessors										
26109	Others n.e.c.	8	32161	2318		3287	2395	1756	2855	2533	17017
263	Communication equipment	7	401564	79605	17658	8430	2830	5304	109778	23734	154225
2630	Communication equipment	7	401564	79605	17658	8430	2830	5304	109778	23734	154225
26301	Telephones pbx, facsimile equipment etc	2	394021	79206	17658	8353	2686	5196	109613	23665	147645
26303	Cable television equipment, antenna etc	5	7543	399		77	145	109	165	70	6580
264	Consumer electronics	8	144860	17967		9146	3577	1656	35749	20149	56616
2640	Consumer electronics	8	144860	17967		9146	3577	1656	35749	20149	56616
26402	Televisions, monitors & displays	2	130191	14462		8582	3175	1439	35655	19652	47226
26409	Others n.e.c.	6	14669	3505		564	402	217	94	497	9390
265	Measuring equipment; watches/ clocks	13	116580	9279		2021	1576	4552	100	12823	86229
2651	Measuring, navigating/ control equipment	9	115608	9182		1797	1503	4455	100	12584	85987
26514	Measuring & control equipment	2	776	165		20	216	75	100		200
26516	Scales, balances & laboratory apparatus	2	57225	5711		807	628	844		3110	46125
26519	Manufacture of others n.e.c.	5	57607	3306		970	659	3536		9474	39662
2652	Watches & clocks	4	973	97		223	73	97		239	243
26521	Watches & clocks	4	973	97		223	73	97		239	243
266 &	Electro medical/ electrotherapeutic equipment										
268	Magnetic & optical media	2	29893	1466		557	758	1466		3769	21877
2660 &	Irradiation, electro medical equipment										
2680	Magnetic & optical media	2	29893	1466		557	758	1466		3769	21877
26602 &	Electro medical/ electrotherapeutic equipment										
26801	Audio & video tapes/ cassettes	2	29893	1466		557	758	1466		3769	21877
27	ELECTRICAL EQUIPMENT	768	20470309	2954768	450519	292549	192307	379764	2261975	1144705	12793724
271	Electric motor, generator, transformer	148	6310884	738925	25506	93753	55084	122271	376597	592501	4306246
2710	Electric motors, generators, transformers etc.	148	6310884	738925	25506	93753	55084	122271	376597	592501	4306246
27101	Electric transformers	23	3458254	547996	14600	34894	21799	78039	332740	231428	2196758
27102	Electric motors/ power generators etc	19	148640	3338		4386	3811	3073	1600	8006	124426
27103	Electric power distribution panel etc.	64	2643829	185228	10907	53344	28274	39061	42256	352312	1932446
27104	Switchboard apparatus, fuses, switches	2	9607	890		137	545	60		140	7835
27109	Others n.e.c.	40	50554	1473		992	655	2038		616	44781
272	Batteries & accumulators	24	6283581	1080381	423665	45933	39115	54488	748116	247106	3644777
2720	Batteries & accumulators	24	6283581	1080381	423665	45933	39115	54488	748116	247106	3644777
27203	Lead acid/ lithium/ dry/ wet batteries	24	6283581	1080381	423665	45933	39115	54488	748116	247106	3644777
273	Wiring & wiring devices	120	3348933	676131	618	70056	42356	140683	469345	182642	1767103
2731 &	Fibre optic cables										
2732	Other electric wires & cables	120	3348933	676131	618	70056	42356	140683	469345	182642	1767103
27310 &	Fibre optic cable for data transmission etc.										
27320	Insulated wire & cable	120	3348933	676131	618	70056	42356	140683	469345	182642	1767103
274	Electric lighting equipment	43	264451	38813		4017	1634	3240	12249	18606	185891
2740	Electric lighting equipment	43	264451	38813		4017	1634	3240	12249	18606	185891
27401	Lamps, bulbs, ch&eliers,lanterns etc.	14	259161	38545		4001	1606	3213	12180	18606	181009
27409	Others n.e.c.	29	5290	268		17	28	28	69		4882

TABLE - 6.0 **NON-INDUSTRIAL COST** **PAKISTAN**

2015-16

Value in '000' Rs

Industry Code	Industry Major Groups & Industries	No. of establishments	Total non-industrial costs (Col 5 to 13)	Payments for transport	Copyrights, royalties, etc.	Payments for postage, telephone, telegraph,, telex, fax, etc.	Printing and stationery costs	Legal and professional expenses	Payments made for advertisements	Travelling expenses	Other expenses
1	2	3	4	5	6	7	8	9	10	11	12
275	Domestic appliances	409	4201182	418625	730	77951	50724	56900	652199	100666	2843387
2750	Domestic appliances	409	4201182	418625	730	77951	50724	56900	652199	100666	2843387
27501	Domestic electric appliances	357	4167481	413570	583	76111	48616	55886	651274	98538	2822902
27502	Domestic electrothermic appliances	6	6065	1281		637	258	109	218	540	3022
27503	Domestic non-electric cooking equipment	46	27637	3774	146	1204	1850	905	707	1588	17463
279	Other electrical equipment	24	61279	1894		838	3393	2182	3470	3184	46319
2790	Other electrical equipment	24	61279	1894		838	3393	2182	3470	3184	46319
27901	Battery chargers & electrical bells etc	4	6905	1200		100	1130	850	525		3100
27909	Others n.e.c.	20	54374	694		738	2263	1332	2945	3184	43219
28	MACHINERY AND EQUIPMENT N.E.C.	875	5828534	566535	183171	168686	76100	214471	550409	599875	3469287
281	General-purpose machinery	384	4026371	338075	61481	86687	43525	150707	319580	401518	2624799
2811	Engines & turbines	5	1367	371		139	22	17		322	495
28112	Turbines & parts etc	5	1367	371		139	22	17		322	495
2813	Other pumps, compressors, taps & valves	164	2023700	85335	22111	40905	19293	110174	20417	160749	1564717
28131	Air or vacuum pumps/ compressors	2	318037	947		1811	3306	59959	248	27221	224545
28132	Pumps for liquids	112	1632319	78718	22111	37124	15071	48367	19742	132563	1278622
28133	Pumps for engines/ motor vehicle pumps	11	2879	1342		236	141	112		184	865
28134	Industrial taps/ valves & h& pump etc	39	70464	4327		1734	775	1736	426	781	60685
2814	Bearings, gears, gearing etc	6	709	218		218	109	55		109	
28143	Gears, pulleys & transmission chain etc	6	709	218		218	109	55		109	
2815 &	Ovens, furnaces & furnace burners										
2816	Lifting & h&ling equipment	40	25826	6206	2130	212	3690	102	10	3811	9665
28151 &	Electrical & other furnaces, ovens,burners etc.										
28161	Lifting, h&ling, loading machinery	40	25826	6206	2130	212	3690	102	10	3811	9665
2819	Other general-purpose machinery	169	1974770	245945	37239	45213	20411	40359	299153	236528	1049921
28191	Industrial freezing equipment etc.	22	658679	156119		6697	1943	4762	282649	39674	166836
28192	Weighing, packing & wrapping machinery	18	4471	673		147	186	54	387	21	3002
28193	Filtering or purifying machinery	16	11803	1995		440	305	90	236	284	8454
28198	Parts for general-purpose machinery	69	278326	31646		6882	10458	8333	142	9166	211698
28199	Others n.e.c.	44	1021490	55513	37239	31048	7519	27119	15739	187383	659931
282	Special-purpose machinery	491	1802163	228459	121691	82000	32575	63764	230829	198357	844488
2821	Agricultural & forestry machinery	349	1283455	130727	120035	53635	25204	49433	192632	119321	592468
28211	Tractors	16	1077289	74507	119823	40836	19612	44464	189526	93275	495246
28213	Agricultural trailers or semi-trailers	28	7775	509	11	926	282	222	87	2095	3644
28214	Soil preparation, planting machinery	49	26725	4757	23	812	1042	764	436	4019	14872
28215 &	Harvesting or threshing machinery										
28216 &	Milking machines										
28217	Spraying machinery	57	19390	4590		1435	1152	491	1015	1466	9241
28219	Diverse agricultural machinery	199	152276	46364	177	9626	3117	3492	1569	18466	69465
2822	Metal-forming machinery & machine tools	34	27534	5076		550	395	248	89	733	20443
28222	Tools for grinding, drilling, boring	18	23586	4609		220	207	28	84	279	18160
28223	Stamping or pressing machine tools	9	2584	430		170	97	15	5	430	1437
28224	Hydraulic presse/ forging machine etc.	5	347	37		99	62			25	124
28227	Parts/ accessories for machine tools	2	1017			61	29	204			722
2824	Mining/ quarrying/ construction machinery	13	105510	3645	1606	2581	2168	912	34999	5282	54318
28242	Boring, cutting & tunnelling machinery	3	85875	2275	1606	1532	1420	817	30751	3114	44359
28243 &	Machinery for treating minerals										
28245 &	Manufacture of earth-moving machinery										
28246	Pile drivers/ mortar spreaders etc.	10	19635	1370		1048	748	95	4248	2168	9958
2825	Food, beverage & tobacco machinery	29	132016	59016		8681	2804	3097	713	10654	47050
28253	Grain milling machinery	10	1460	23		210	223	39		55	909
28256	Machinery for extractionof animal/vegetable fats/oils	2	680	145		46	5	3	11		470
28259	Food processing machinery	17	129876	58848		8425	2576	3055	702	10599	45671
2826	Textile, apparel & leather machinery	63	251888	29876		16502	1837	9939	2260	62205	129270
28261	Textile machinery	35	243452	28801		15835	1487	9722	2160	61786	123660
28262	Equipment for textile machinery	4	880	464		76	21	11		76	232
28266	Sewing machines	24	7556	611		591	329	206	100	343	5377
2829	Other special-purpose machinery	3	1760	120	50	51	166	136	136	161	940
28291 &	Machinery for paper pulp,paperboard product etc										
28292	Rubber & plastic products machinery										
28299	Others n.e.c.	3	1760	120	50	51	166	136	136	161	940
29	MOTOR VEHICLES, TRAILERS AND SEMI	784	16297567	2531396	5566772	221457	234460	754758	1013829	946685	5028211
291	Motor vehicles	26	9632138	1696021	4567432	79017	83010	401996	739168	471811	1593682
2910	Motor vehicles	26	9632138	1696021	4567432	79017	83010	401996	739168	471811	1593682
29101	Passenger cars, commercial busses etc.	21	9574354	1692497	4567432	77987	81676	400285	735778	468500	1550198
29102 &	Motor vehicle engines, chassis etc.										
29103	Other motor vehicles	5	57784	3524		1030	1334	1711	3390	3311	43484
292	Motor vehicle bodies, trailers etc	121	37459	5062		1383	937	1123	612	7178	21163
2920	Motor bodies, trailers & semi-trailers	121	37459	5062		1383	937	1123	612	7178	21163
29201	Bodies for motor vehicles	13	644				461			46	137
29202	Trailers & semi-trailers	108	36815	5062		1383	476	1123	612	7133	21026
293	Parts & accessories for motor vehicles	637	6627971	830313	999340	141057	150513	351639	274048	467695	3413366
2930	Parts & accessories for motor vehicles	637	6627971	830313	999340	141057	150513	351639	274048	467695	3413366
29301	Parts & accessories for motor vehicles	637	6627971	830313	999340	141057	150513	351639	274048	467695	3413366

TABLE - 6.0 **NON-INDUSTRIAL COST** **PAKISTAN**

2015-16

Value in '000' Rs

Industry Code	Industry Major Groups & Industries	No. of establishments	Total non-industrial costs (Col 5 to 13)	Payments for transport	Copyrights, royalties, etc.	Payments for postage, telephone, telegraph,, telex, fax, etc.	Printing and stationery costs	Legal and professional expenses	Payments made for advertisements	Travelling expenses	Other expenses
1	2	3	4	5	6	7	8	9	10	11	12
30	OTHER TRANSPORT EQUIPMENT	181	8188730	758209	3527382	73026	78199	85949	991283	335232	2339451
302 &	Railway locomotives & rolling stock										
309	Transport equipment n.e.c.	181	8188730	758209	3527382	73026	78199	85949	991283	335232	2339451
3020 &	Railway locomotives & rolling stock										
3091	Motorcycles	170	8181610	757013	3527382	72461	77610	85379	991283	335016	2335465
30202 &	Railway or tramway coaches services etc.										
30911	Motorcycles, engines for motorcycles	37	7998317	682329	3526051	65676	72090	80702	980807	317895	2272766
30912	Parts & accessories for motorcycles.	133	183293	74684	1332	6785	5520	4677	10476	17121	62699
3092	Bicycles & invalid carriages	11	7120	1196		565	589	570		216	3985
30921 &	Non-motorized bicycles & parts etc.										
30922	Invalid/baby carriages, their parts/accessories, etc.	11	7120	1196		565	589	570		216	3985
31	FURNITURE	1462	1247059	82996	3887	50846	38390	76441	43272	95267	855961
310	Furniture	1462	1247059	82996	3887	50846	38390	76441	43272	95267	855961
3100	Furniture	1462	1247059	82996	3887	50846	38390	76441	43272	95267	855961
31001 &	Furniture & fixtures.										
31002	Furniture for shops/churches, schools, restaurants	623	706399	52712	2938	26591	21250	74089	37888	48063	442869
31003	manufacture of office furniture	13	8284	1430		449	160	40		145	6060
31004	Furniture for kitchen bedrooms etc.	824	529726	28854	949	23446	16730	2312	5384	46259	405792
31005	Laboratory benches/ laboratory furniture	2	2650			360	250			800	1240
32	OTHER MANUFACTURING	1430	3852903	961281	3448	150283	98164	94365	98055	293072	2154236
321	Jewellery, bijouterie etc	63	19968	910	26	1024	665	453	211	2606	14073
3211	Jewellery & related articles	27	16008	111	26	411	253	141	211	2516	12340
32113 &	Jewellery, goldsmiths' articles.										
32114	Metal watchs, watch straps & cigarette cases etc.	27	16008	111	26	411	253	141	211	2516	12340
3212	Imitation jewellery & related articles	36	3960	800		613	412	312		90	1733
32121	Costume or imitation jewellery.	36	3960	800		613	412	312		90	1733
322	Musical instruments	10	5285	638	11	669	487	374		631	2476
3220	Musical instruments	10	5285	638	11	669	487	374		631	2476
32201 &	Stringed instruments, harmoniums etc.										
32202	Musical instruments & parts.	10	5285	638	11	669	487	374		631	2476
323	Sports goods	382	2020784	507236	946	81029	48064	64308	79818	165275	1074108
3230	Sports goods	382	2020784	507236	946	81029	48064	64308	79818	165275	1074108
32301	Foot balls.	120	825946	189986	24	27922	14952	26493	18526	66437	481607
32302	Rackets, bats.	31	47329	1742		770	911	216	27699	6809	9182
32309	Other sports articles/ equipment etc.	231	1147509	315508	922	52337	32201	37599	33594	92029	583319
324	Games & toys	13	12620	886	60	291	246	13	597	688	9838
3240	Games & toys	13	12620	886	60	291	246	13	597	688	9838
32401	Dolls, toy animals etc.	13	12620	886	60	291	246	13	597	688	9838
325	Medical & dental instruments & supplies	906	1664256	392287	2405	61223	44728	23061	13685	109283	1017584
3250	Medical & dental instruments & supplies	906	1664256	392287	2405	61223	44728	23061	13685	109283	1017584
32501	Surgical drapes/ sterile string etc	22									
32505	Surgical, dental/ veterinary furniture.	6	2280	284		363	15	7		238	1374
32506	Dental instruments/ orthopaedic devices	46	33075	9036	203	1562	3369	1075	2069	4017	11743
32509	Others n.e.c.	832	1628900	382968	2202	59298	41344	21979	11615	105028	1004467
329	Other manufacturing n.e.c.	56	129990	59323		6047	3973	6156	3744	14589	36157
3290	Other manufacturing n.e.c.	56	129990	59323		6047	3973	6156	3744	14589	36157
32902	Brooms & brushes.	24	59761	28742		1915	932	4078	1310	5834	16951
32903	Pens, pencils & stamps etc.	13	41604	19909		2591	1907	525	2398	5546	8729
32909	Others n.e.c.	19	28625	10672		1541	1135	1553	37	3210	10477

TABLE - 7.0 **VALUE OF PRODUCTION** **PAKISTAN**

2015-16

Value in '000' Rs

Industry Code	Industry Major Groups & Industries	No. of establishments	Total production at basic prices (Col 5 + 10 +11+12+13)	Main Production Activities					Trade margin	Receipts from other activities	Subsidy	Production Taxes
				Total	Value of sales from finished/semi-finished products from own production	Value of fixed assets produced for own use	Value of sale of electricity generated	Changes in work in progress				
1	2	3	4	5	6	7	8	9	10	11	12	13
C	**ALL INDUSTIRES**	**42578**	**11048511873**	**10724679922**	**10692402379**	**8105449**	**5255203**	**18916890**	**41344383**	**151354859**	**32855410**	**98277299**
10	FOOD PRODUCTS	5597	2489163646	2462934216	2456689781	1411301	652201	4180933	3011414	18644301	1596938	2976776
101	Processing & preserving of meat	22	26082578	25936643	25721908	238467	14818	-38550		87669	22842	35423
1010	Processing & preserving of meat	22	26082578	25936643	25721908	238467	14818	-38550		87669	22842	35423
10102	Fresh, chilled or frozen meat	10	16935732	16828294	16567787	238467	14318	7722		83981	22842	614
10104 &	Meat products											
10107	Processing of animal offal	12	9146846	9108349	9154122		500	-46272		3688		34809
102	Processing & preserving of fish	14	1914486	1914192	1798581	115611						294
1020	Processing/ preserving of fish, molluscs	14	1914486	1914192	1798581	115611						294
10202	Fish, crustacean & mollusc products	14	1914486	1914192	1798581	115611						294
103	Processing of fruit/ vegetables	44	15379993	15105377	15032093			73284	4719	269297		600
1030	Processing/ preserving of fruit/ vegetables	44	15379993	15105377	15032093			73284	4719	269297		600
10302	Preserving of fruit, nuts or vegetables	30	4334455	4332169	4332169				177	1814		295
10304	Fruit or vegetable juices.	3	535871	345879	341805			4074		189710		282
10305	Jams, jellies & marmalades	11	10509667	10427329	10358119			69210	4542	77774		23
104	Vegetable & animal oils/ fats	843	639326805	632386157	630530713	173254	65962	1616228	103804	5301247	14205	1521392
1040	Vegetable & animal oils & fats	843	639326805	632386157	630530713	173254	65962	1616228	103804	5301247	14205	1521392
10401	Crude / refined vegetable oils	507	569544613	563183660	561370999	165123	33324	1614214	57040	5026953	12467	1264493
10405	Cotton linters.	205	62289811	61966682	61928603	5694	32638	-253	34839	44791	1163	242337
10406	Oilcakes & others	131	7492381	7235816	7231111	2438		2268	11925	229504	575	14561
105	Dairy products	148	252890809	247099537	246287530	2402	70	809535	1732539	3884349	25525	148858
1050	Dairy products	148	252890809	247099537	246287530	2402	70	809535	1732539	3884349	25525	148858
10501	fresh liquid milk & milk-based drinks	26	235066643	229377463	228729960			647504	1730216	3847843	9554	101566
10504	Butter/ cheese etc.	17	3510809	3487365	3343279			144086	2323	2162	15966	2992
10506	Ice cream & other edible ice.	100	14010126	13933282	13912997	2339		17945		32688	5	44152
10509	Others n.e.c.	5	303231	301427	301294	63	70			1656		148
106	Grain mill products, starches etc	3097	663781834	659888457	657896400	705173	108121	1178763	288035	2409223	636475	559643
1061	Grain mill products	3094	639578705	635761511	633773019	705173	108121	1175198	288035	2333040	636475	559643
10611	Grain milling.	1144	381785319	380637178	379301758	132630	74458	1128333	55062	698489	238806	155783
10612	Rice milling.	1782	243969189	241499538	240901554	548229	32618	17136	232510	1474530	384614	377997
10613	Vegetable milling	166	13601498	13402097	13347565	24314	1044	29173	464	160020	13055	25863
10614	Cereal breakfast foods	2	222698	222698	222142			556				
1062	Starches & starch products	3	24203129	24126946	24123381			3565		76184		
10621 &	Starches from rice, potatoes, maize etc.											
10623	Glucose/ glucose syrup etc	3	24203129	24126946	24123381			3565		76184		
107	Other food products	1245	693817808	685064928	683960581	169967	463231	471149	872804	6617740	897890	364446
1071	Bakery products	807	117429861	116823140	116749649	89695	5865	-22069	33263	457688	624	115146
10711	Bread & rolls	88	12306181	12287314	12236454	49299	1058	503	234	12675		5959
10712	Pastry, cakes, pies etc.	100	4714288	4675645	4669817	4509		1319	9109	23095	552	5886
10713	Rusks, biscuits & bakery products	344	85401639	85061232	85030894	25466	4288	584	7729	306021	18	26639
10719	Others n.e.c.	275	15007753	14798949	14812485	10420	519	-24476	16191	115898	54	76661
1072	Sugar	82	377451438	370803752	370171728		452420	179604	825984	5142051	647423	32228
10721	Sugar & sugar substitutes	82	377451438	370803752	370171728		452420	179604	825984	5142051	647423	32228
1073	Chocolate & sugar confectionery	86	53655690	53450618	53342295	5000		103324		143877	44351	16844
10732	Chocolate & sugar confectionery	81	53526131	53321077	53217754			103324		143877	44351	16826
10733	Chewing gum	5	129559	129541	124541	5000						18
1074	Macaroni, noodles, pasta etc.	16	487376	486761	378772			107989	4	555		57
10741	Pastas/ macaroni etc	16	487376	486761	378772			107989	4	555		57
1079	Other food products n.e.c.	254	144793444	143500657	143318137	75272	4946	102302	13552	873570	205493	200171
10792 &	Blending of tea & mate											
10794	Infant formula or baby foods etc	14	60690957	60621206	60515587			105619		69751		
10795	Prepared foods/sandwiches, fresh pizza etc.	2	4169682	4169682	4169682							
10796	Spices, sauces & condiments	50	41634485	41462627	41480590	1284		-19246	595	164864		6399
10798	Processing of salt	37	1680486	1678788	1678579			209		533		1165
10799	Others n.e.c.	151	36617834	35568354	35473700	73988	4946	15720	12957	638422	205493	192607
108	Prepared animal feeds	184	195969332	195538925	195461975	6426		70524	9512	74775		346119
1080	Prepared animal feeds	184	195969332	195538925	195461975	6426		70524	9512	74775		346119
10802	Prepared feeds for farm animals	184	195969332	195538925	195461975	6426		70524	9512	74775		346119
11	BEVERAGES	131	218051706	216229426	216090719	61320		77388	27396	1562771	216245	15868
110	Beverages	131	218051706	216229426	216090719	61320		77388	27396	1562771	216245	15868
1101 &	Distilling, rectifying/ blending of spirits											
1104	Soft drinks, mineral waters etc	131	218051706	216229426	216090719	61320		77388	27396	1562771	216245	15868
11010 &	Alcoholic beverages/ distilled spirits											
11041	Non-alcoholic beverages	35	39344784	38863534	38838809	39385		-14660		478235	492	2522
11042	Natural mineral waters/ bottled waters	54	9080141	9067286	9065101			2186		5021		7833
11043	Soft drinks like lemonade, cola etc.	42	169626782	168298606	168186809	21935		89862	27396	1079514	215753	5513
12	TOBACCO PRODUCTS	28	105034665	104155565	104106241			49324		585888		293212
120	Tobacco products	28	105034665	104155565	104106241			49324		585888		293212
1200	Tobacco products	28	105034665	104155565	104106241			49324		585888		293212
12001	Tobacco products & substitutes etc.	25	104939101	104060181	104010897			49284		585888		293032
12009	Others n.e.c.	3	95564	95384	95344			40				180

TABLE - 7.0 **VALUE OF PRODUCTION** **PAKISTAN**

2015-16

Value in '000' Rs

Industry Code	Industry Major Groups & Industries	No. of establishments	Total production at basic prices (Col 5 + 10 +11+12+13)	Main Production Activities					Trade margin	Receipts from other activities	Subsidy	Production Taxes
				Total	Value of sales from finished/semi-finished products from own production	Value of fixed assets produced for own use	Value of sale of electricity generated	Changes in work in progress				
1	2	3	4	5	6	7	8	9	10	11	12	13
13	TEXTILES	7503	2426544749	2369362012	2350570403	1448689	4031475	13311445	1428784	52045425	1035062	2673466
131	Spinning, weaving, finishing of textile	5819	2260387349	2206513481	2188432575	1110373	3999544	12970989	1419672	49374558	995423	2084215
1311	Spinning of textile fibres	828	1225765253	1200008458	1189096206	212443	3038370	7661440	294955	23488776	614650	1358415
13112	Spinning of yarn or thread	828	1225765253	1200008458	1189096206	212443	3038370	7661440	294955	23488776	614650	1358415
1312	Weaving of textiles	4442	898757989	886456153	879977117	747644	895177	4836216	1084277	10425636	380468	411455
13121	Broad woven fabrics	4130	839613448	827723001	821983246	548860	845767	4345128	978399	10159785	380413	371850
13122	Other broad woven fabrics etc.	2	2772247	2759692	2755133			4559		12555		
13129	Others n.e.c.	310	56372294	55973460	55238738	198784	49409	486529	105877	253296	55	39605
1313	Finishing of textiles	549	135864107	120048869	119359252	150287	65998	473333	40441	15460146	306	314345
13131	Bleaching & dyeing of fabrics	549	135864107	120048869	119359252	150287	65998	473333	40441	15460146	306	314345
139	Other textiles	1684	166157400	162848531	162137828	338316	31931	340457	9111	2670867	39639	589252
1392	Made-up textile articles	346	118187535	115795838	115257810	129928	247	407853	3546	2307263	10928	69961
13921	Madeup articles of any textile material	278	84820696	82545591	82127674	61787	247	355883	2163	2210312	10928	51702
13922	Made-up furnishing articles	56	32449873	32341815	32221948	68141		51726	1371	89070		17616
13929	Others n.e.c.	12	916966	908431	908188			244	12	7881		642
1393	Carpets & rugs	77	6182284	6153329	6130529	7399	1161	14240	1311	9548	1124	16972
13930	Floor coverings like carpets, rugs etc.	77	6182284	6153329	6130529	7399	1161	14240	1311	9548	1124	16972
1394	Cordage, rope, twine & netting	20	2332597	2309456	2315031			-5575		18906		4235
13941 &	Twine, cordage, rope etc.											
13942	Knotted netting of twine, cordage/ rope	20	2332597	2309456	2315031			-5575		18906		4235
1399	Other textiles n.e.c.	1241	39454983	38589908	38434457	200989	30523	-76061	4254	335150	27587	498084
13991	Labels/ badges etc.	57	6901255	6858469	6921899			-63430		42360		425
13992	Tulles/ laces & other net fabrics	1148	28930931	28234938	28009428	200989	29975	-5455	4254	272958	27587	391194
13999	Others n.e.c.	36	3622798	3496501	3503129		548	-7176		19832		106465
14	WEARING APPAREL	2371	693094531	684749059	683590073	530077	59780	569129	259376	6553035	230877	1302184
141	Wearing apparel	2147	629928012	622714549	621833663	486567	40619	353700	251426	5823933	153297	984808
1410	Wearing apparel	2147	629928012	622714549	621833663	486567	40619	353700	251426	5823933	153297	984808
14101	Wearing apparel of leather	184	32433431	31926455	32023542		6206	-103292	11597	416031	39497	39850
14102	Outerwear/ work wear	1284	539837064	533432326	533018920	142038	25904	245464	211906	5254203	89194	849434
14103	Underwear/ nightwear	166	17690043	17538790	17560940	1081	1435	-24666	309	70133	23320	57492
14104	Babies' garments/ tracksuits etc.	20	6457611	6442212	6325816			116396	914	4213	155	10117
14105 &	Other clothing accessories											
14109	Others n.e.c.	493	33509864	33374766	32904445	343448	7074	119799	26700	79353	1130	27914
143	Knitted & crocheted apparel	224	63166518	62034510	61756410	43510	19162	215428	7950	729102	77580	317376
1430	Knitted & crocheted apparel	224	63166518	62034510	61756410	43510	19162	215428	7950	729102	77580	317376
14301	Knitted or crocheted wearing apparel	30	2881785	2739289	2682696	29506	17940	9147	7868	132483		2144
14302	Hosiery, socks, tights & pantyhose etc	194	60284734	59295221	59073714	14003	1222	206282	82	596619	77580	315232
15	LEATHER PRODUCTS	1150	135591043	133133720	133401406	23732	7449	-298867	337297	1862853	79228	177945
151	Tanning of leather & leather products	398	59692818	57822174	58399607	1086	6317	-584837	33292	1659624	77283	100445
1511	Tanning & dressing of leather	346	47150687	45317826	45940038	1086	6317	-629616	33013	1622931	77133	99783
15111	Tanning/ dressing of hides & skins	341	47087527	45254666	45876878	1086	6317	-629616	33013	1622931	77133	99783
15119	Others n.e.c.	5	63160	63160	63160							
1512	Luggage, h&bags, saddlery etc.	52	12542131	12504348	12459569			44779	279	36693	150	662
15121	Luggage, h&bags etc.	27	8674019	8652011	8595899			56112	279	20944	150	635
15122	Articles of leather etc.	25	3868112	3852337	3863670			-11333		15749		27
152	Footwear	752	75898225	75311546	75001799	22645	1132	285970	304005	203229	1944	77501
1520	Footwear	752	75898225	75311546	75001799	22645	1132	285970	304005	203229	1944	77501
15201	Footwear	746	75769245	75182811	74873064	22645	1132	285970	304005	203229	1944	77255
15202	Leather parts of footwear etc.	6	128980	128735	128735							245
16	WOOD AND WOOD PRODUCTS	642	42262551	41911221	41948203	27982	33705	-98669	38673	217997	59649	35012
161	Sawmilling & planning of wood	147	12914694	12774753	12758868	18417	19522	-22054	31007	49134	57514	2286
1610	Sawmilling & planning of wood	147	12914694	12774753	12758868	18417	19522	-22054	31007	49134	57514	2286
16101 &	Sawing & planning of wood											
16102	Wooden railway sleepers	147	12914694	12774753	12758868	18417	19522	-22054	31007	49134	57514	2286
162	Products of wood, cork, straw etc.	495	29347857	29136468	29189336	9565	14183	-76615	7666	168863	2135	32725
1621	Veneer sheets & wood-based panels	82	24371007	24342113	24430412	10	485	-88794	1873	16585		10436
16211	Manufacture of veneer sheets	6	787083	786993	786993							90
16212	Plywood/ veneer panel/ laminated sheets	50	10553329	10530601	10627179		464	-97043	1293	15646		5789
16213	Particle board/ densified wood etc.	26	13030596	13024520	13016240	10	21	8249	580	939		4557
1622	Builders' carpentry & joinery	123	1848834	1792098	1789691	856	476	1075	1789	51812		3137
16221	Wooden goods of construction industry	123	1848834	1792098	1789691	856	476	1075	1789	51812		3137
1623	Wooden containers	182	1856193	1778311	1756305	5073	12895	4038	1292	57733	2135	16724
16231	Packing boxes, crates, drums of wood	182	1856193	1778311	1756305	5073	12895	4038	1292	57733	2135	16724
1629	Other wood products	108	1271822	1223946	1212928	3625	327	7066	2712	42734		2429
16291	Wood products	108	1271822	1223946	1212928	3625	327	7066	2712	42734		2429
17	PAPER AND PAPER PRODUCTS	787	184978020	182714702	182887987	26952	16752	-216988	50116	2024460	26467	162275
170	Paper & paper products	787	184978020	182714702	182887987	26952	16752	-216988	50116	2024460	26467	162275
1701	Pulp, paper & paperboard	267	63750146	63396213	63496666	8051	16752	-125256	25164	248475	24252	56043
17013	Paper & paperboard	259	63156624	62808577	62908651	8031	16752	-124857	25164	242824	24252	55808
17019	Others n.e.c.	8	593522	587636	588015	20		-399		5651		235

TABLE - 7.0 **VALUE OF PRODUCTION** **PAKISTAN**

2015-16

Value in '000' Rs

Industry Code	Industry Major Groups & Industries	No. of establishments	Total production at basic prices (Col 5 + 10 +11+12+13)	Main Production Activities					Trade margin	Receipts from other activities	Subsidy	Production Taxes
				Total	Value of sales from finished/semi-finished products from own production	Value of fixed assets produced for own use	Value of sale of electricity generated	Changes in work in progress				
1	2	3	4	5	6	7	8	9	10	11	12	13
1702	Corrugated paper/ paperboard & containers	483	109062156	107191350	107223187	17717		-49554	6060	1757247	2215	105282
17021	Corrugated paper/ paperboard containers	472	104906423	103063638	103101210	17177		-54750	2134	1740072	1637	98941
17022	Sacks, bags & similar articles of paper	11	4155733	4127712	4121977	540		5196	3926	17175	578	6341
1709	Other articles of paper & paperboard	37	12165719	12127138	12168133	1184		-42179	18892	18739		950
17091	Personal hygiene paper product	23	7143458	7112123	7159292			-47170	18892	11607		835
17099	Others n.e.c.	14	5022262	5015016	5008841	1184		4991		7132		114
18	PRINTING/REPRODUCTION OF RECORDED MEDIA	422	62764662	60477247	60169842	22055	1036	284314	2186	2196853	6368	82008
181	Printing	422	62764662	60477247	60169842	22055	1036	284314	2186	2196853	6368	82008
1811	Printing	418	62456593	60169178	59861773	22055	1036	284314	2186	2196853	6368	82008
18111	Printing of newspapers/ magazines	78	18842829	18583789	18589990		652	-6853		259041		
18112	Printing of books, brochures, maps etc	172	10747976	10490072	10133447	11019		345606	1701	238320	6065	11819
18113	Printing of postage stamps, cheques etc	3	11753055	10590196	10661224			-71028		1159990		2869
18114	Printing of diaries & calendars etc	14	911574	713167	712783		384			195896		2511
18115	Printing on textile, glass, metal, wood	146	20136022	19726931	19699348	11037		16546	485	343506	303	64797
18119	Other printing n.e.c.	5	65136	65024	64981			43		100		12
1812	Service related to printing	4	308069	308069	308069							
18121 &	Binding of printed sheets											
18123 &	Plate/image-making setting services											
18124	Preparation of plates & dies	4	308069	308069	308069							
19	COKE AND REFINED PETROLEUM PRODUCTS	69	748869171	643896771	643387882	13440		495448	4316927	14136363		86519110
192	Refined petroleum products	69	748869171	643896771	643387882	13440		495448	4316927	14136363		86519110
1920	Refined petroleum products	69	748869171	643896771	643387882	13440		495448	4316927	14136363		86519110
19201	Production of motor fuel/ kerosene etc.	8	688701472	583893654	583893654				4291791	14077853		86438174
19203 &	Oil-based lubricating oils or greases											
19205	White spirit, vaseline, paraffin wax	55	60115878	59951297	59442408	13440		495448	25135	58511		80936
19207	Blending of bio fuels	6	51820	51820	51820							
20	CHEMICALS AND CHEMICAL PRODUCTS	947	884939736	818652486	818052769	133594	2232	463891	20826844	16373893	28656865	429647
201	Basic chemicals, fertilizers etc.	379	579472646	528707452	528464736	76888	1027	164801	7670555	14319412	28646492	128735
2011	Basic chemicals	219	228100654	226643642	226406151	37733	816	198942	391460	1018985	1642	44924
20111	Inorganic industrial/ medical gases	75	38127872	37891423	37891045			378	105484	124290		6676
20112	Dyes & pigments in basic form	41	28112300	27878736	27886580	149	736	-8729	400	231604	3	1557
20113	Manufacture of inorganic acids & bases	35	30735375	30376806	30243025	37584		96196	12553	310689		35327
20114	Chemical elements & other inorganic compounds	2	15288	15280	15200		80					8
20115	Basic organic chemicals	46	71397349	70928824	70817727			111096	117772	347812	1639	1302
20119	Others n.e.c.	20	59712470	59552574	59552574				155251	4590		54
2012	Fertilizers & nitrogen compounds	23	278433979	229564966	229575447	60	210	-10751	7279095	12946865	28641351	1703
20121 &	Fertilizers											
20122	Nitrogen products	23	278433979	229564966	229575447	60	210	-10751	7279095	12946865	28641351	1703
2013	Plastics & synthetic rubber	137	72938014	72498844	72483138	39094	1	-23389		353562	3500	82108
20131	Plastics in primary forms	137	72938014	72498844	72483138	39094	1	-23389		353562	3500	82108
202	Other chemical products	560	298939754	283425661	283074854	53267	1206	296335	13156289	2046572	10373	300859
2021	Pesticides/ agrochemical products etc	63	36915167	36733731	36690703			43028		145180		36255
20211	Insecticides/ fungicides/ herbicides	61	36549447	36368181	36325153			43028		145180		36085
20219	Other agrochemical products n.e.c.	2	365720	365550	365550							170
2022	Paints, varnishes & printing ink etc.	133	70258356	69868472	70056493		339	-188361	25063	343871	1081	19868
20221	Paints & varnishes etc	123	67334084	67000887	67202009		339	-201462	2392	324676	1081	5047
20225	Caulking compounds etc	2	147959	147959	147959							
20227	Printing ink	8	2776313	2719626	2706525			13101	22671	19195		14821
2023	Soap, perfumes & toilet preparations	229	167002662	152427492	151954663	43485	278	429066	13113220	1388177	7578	66194
20232	Soap	139	75104678	61568434	61338816	43485	278	185855	13109953	399206	7541	19543
20234	Detergent, dish-washing preparation etc	19	29457131	29100337	28932166			168171		356126	37	632
20235	Cleaning & polishing products	10	440476	437686	437686					2791		
20236 &	Perfumes & toilet preparations											
20239	Others n.e.c.	61	62000377	61321036	61245996			75041	3267	630054		46020
2029	Other chemical products n.e.c.	135	24763569	24395965	24372994	9782	588	12602	18006	169344	1714	178541
20291	Propellant powders/ explosives	29	3421182	3322669	3312154	9782	588	145	12	97527		974
20292 &	Gelatine/ glues & prepared adhesives											
20293	Aromatic/odoriferous/distilled waters products	47	11844842	11761991	11759148			2843	9982	11419		61450
20294	Photographic plates, films etc	3	582178	568707	568707					10003		3468
20298	Matches	24	2706470	2677493	2682392			-4899	4067	21273	1714	1924
20299	Others n.e.c.	32	6208897	6065105	6050593			14513	3944	29122		110726
203	Man-made fibres	8	6527335	6519373	6513179	3440		2754		7908		54
2030	Man-made fibres	8	6527335	6519373	6513179	3440		2754		7908		54
20301	Synthetic or artificial filament tow	3	1340108	1334204	1331804	3440		-1040		5850		54
20303	Synthetic or artificial filament yarn	5	5187227	5185169	5181375			3794		2058		
21	BASIC PHARMACEUTICAL PRODUCTS	608	511920771	498198483	496339915	180683	12052	1665832	4060732	8826091	108971	726494
210	Pharmaceuticals	608	511920771	498198483	496339915	180683	12052	1665832	4060732	8826091	108971	726494
2100	Pharmaceuticals	608	511920771	498198483	496339915	180683	12052	1665832	4060732	8826091	108971	726494
21001	Medicinal active substances	535	475603915	462058110	460225746	166697	12052	1653614	4060719	8672141	108971	703975
21003	Medicaments/ homeopathic preparations	57	31974628	31815753	31786367	13903		15484		139105		19770
21009	Other such activities n.e.c.	16	4342228	4324619	4327802	83		-3266	14	14845		2750

TABLE - 7.0 **VALUE OF PRODUCTION** **PAKISTAN**

2015-16

Value in '000' Rs

Industry Code	Industry Major Groups & Industries	No. of establishments	Total production at basic prices (Col 5 + 10 +11+12+13)	Main Production Activities					Trade margin	Receipts from other activities	Subsidy	Production Taxes
				Total	Value of sales from finished/semi-finished products from own production	Value of fixed assets produced for own use	Value of sale of electricity generated	Changes in work in progress				
1	2	3	4	5	6	7	8	9	10	11	12	13
22	RUBBER AND PLASTICS PRODUCTS	1201	225199914	223982292	224038412	330324	11353	-397797	100312	850221	75787	191302
221	Rubber products	129	34939997	34847321	34931329	177		-84186	2849	79158		10670
2211	Rubber tyres & tubes	22	24044923	23974418	24005307	177		-31066		70330		175
22111	Rubber tyres	20	24006604	23936149	23967038	177		-31066		70330		125
22112	Inner tubes for tyres	2	38319	38269	38269							50
2219	Other rubber products	107	10895075	10872903	10926023			-53120	2849	8828		10495
22191	Other products of rubber	107	10895075	10872903	10926023			-53120	2849	8828		10495
222	Plastics products	1072	190259917	189134971	189107082	330147	11353	-313612	97463	771063	75787	180632
2220	Plastics products	1072	190259917	189134971	189107082	330147	11353	-313612	97463	771063	75787	180632
22201	Plastic products for packing of goods	614	173332804	172426101	172414475	309997	591	-298962	76998	672162	9407	148135
22202	Builders' plastics ware	67	3589124	3569854	3569747			107		13964	3861	1444
22203	Plastic tableware, kitchenware etc	202	5254555	5194620	5191380	5935	5627	-8322	10418	31670	429	17418
22209	Other diverse plastic products	189	8083434	7944396	7931481	14216	5135	-6434	10046	53267	62089	13635
23	OTHER NON-METALLIC MINERAL PRODUCTS	12866	655090054	641544082	644538251	839115	74183	-3907467	805616	11517813	500623	721921
231	Glass & glass products	96	45068832	44600632	44570846	40		29746	162800	279427		25973
2310	Glass & glass products	96	45068832	44600632	44570846	40		29746	162800	279427		25973
23101	Flat glass/ glass paving blocks	48	40307701	40039849	40037069			2780		252422		15430
23102	Glass mirror/ bottle/ drinking glass	17	2449633	2274976	2274000	40		936	161460	12630		567
23103	Pharmaceutical glassware etc.	9	1121194	1105976	1079871			26105		14268		950
23109	Others glass products n.e.c.	22	1190304	1179831	1179906			-75	1340	107		9025
239	Non-metallic mineral products n.e.c.	12770	610021223	596943450	599967405	839075	74183	-3937213	642816	11238386	500623	695948
2391	Refractory products	5	80174	78582	78582					1500		92
23912	Manufacture of refractory ceramic goods	5	80174	78582	78582					1500		92
2392	Clay building materials	10095	271050775	266501418	265948059	781293	62528	-290462	525283	3063715	402437	557921
23921	Ceramic tiles, mosaic cubes etc.	4	6269180	6198062	6210053			-11992	10825	60293		
23922	Non-refractory clay building materials	10053	263894438	259428625	258875229	773021	62528	-282153	514458	2991228	402437	557689
23923	Ceramic sanitary fixtures	38	887157	874732	862777	8272		3683		12193		232
2393	Other porcelain & ceramic products	175	10896861	10723138	10775450			-52312		165900		7822
23931	Ceramic tableware & domestic articles	168	9793829	9631756	9674521			-42765		154316		7757
23932	Electrical fittings of ceramics etc.	2	1034033	1022702	1032249			-9547		11331		
23939	Other porcelain & ceramic products	5	68998	68680	68680					253		66
2394	Cement, lime & plaster	77	277525584	270850788	274358086		9765	-3517062		6674796		
23941	Clinkers & hydraulic cement	21	275682871	269008075	272515232		9765	-3516921		6674796		
23943	Plasters of calcined gypsum/ sulphate	56	1842713	1842713	1842854			-141				
2395	Articles of concrete, cement & plaster	1088	24990598	24014988	24069151	33803	210	-88176	38296	811217	70075	56022
23951 &	Precast concrete, cement or stone											
23952	Structural component of cement, concrete	1008	24083597	23156625	23210486	33803	60	-87724	38296	763212	70075	55389
23959	Other articles of concrete or cement	80	907001	858363	858664		151	-452		48005		633
2396	Cutting, shaping & finishing of stone	1310	24568074	23875791	23839333	23979	1680	10799	79197	520393	28048	64644
23961	Cutting, shaping & finishing of stone	1310	24568074	23875791	23839333	23979	1680	10799	79197	520393	28048	64644
2399	Other non-metallic mineral products	20	909157	898744	898744				40	865	62	9446
23991	Millstones/abrasive products and polishing	7	73570	73508	73508						62	
23993	Mineral insulating materials	2	10819	10804	10804							15
23995 &	Articles of asphalt etc											
23999	Manufacture of other such products n.e.c.	11	824768	814432	814432				40	865		9431
24	BASIC METALS	943	489493506	482475748	481090143	153340	215174	1017091	1241967	5247748	34269	493773
241	Basic iron & steel	662	471810966	465001813	463697215	153340	213648	937610	1232858	5143813	145	432336
2410	Basic iron & steel	662	471810966	465001813	463697215	153340	213648	937610	1232858	5143813	145	432336
24102 &	Pig iron/spiegeleisen/ferro-alloys & ferrous produc											
24103	Pure iron, granular iron & iron powder	2	1192998	1169971	1170490			-519		21341		1686
24104	Remelting of scrap ingot of iron/ steel	77	38141488	37799613	36834415	24607		940590	259712	55211		26952
24106	Hot/cold-rolled products of steel	457	352100081	346826192	346407906	128733	26664	262890	969825	3978076		325988
24108	Welded tubes & pipes of steel	108	79051168	77886043	77964409		186984	-265351	3321	1084385	145	77275
24109	Others n.e.c.	18	1325230	1319994	1319994					4800		436
242	Basic precious & non-ferrous metals	108	10696098	10559361	10559365		1398	-1402	370	69215	34124	33028
2420	Basic precious & non-ferrous metals	108	10696098	10559361	10559365		1398	-1402	370	69215	34124	33028
24202	Aluminium & alloys	63	7845771	7779481	7781509			-2029		3506	34124	28660
24203	Lead, zinc, tin & alloys from ores	4	24656	24281	24158			123	370			5
24205	Copper alloys	39	2669890	2600363	2598461		1398	504		65709		3818
24206	Chrome, manganese, nickel & alloys etc	2	155781	155236	155236							545
243	Casting of metals	173	6986443	6914575	6833564		129	80882	8739	34720		28409
2431	Casting of iron & steel	163	6879154	6807338	6726327		129	80882	8739	34720		28357
24311	Casting of iron	126	4006300	3948664	3946558		129	1977	4921	25646		27069
24312	Casting of steel	37	2872854	2858674	2779768			78906	3818	9074		1288
2432	Casting of non-ferrous metals	10	107289	107237	107237							52
24324	Casting of precious metal castings	10	107289	107237	107237							52
25	FABRICATED METAL PRODUCTS	1775	96779024	95619878	95252523	103447	25409	238499	61392	873923	56147	167685
251	Structural metal products etc	435	31136604	30703884	30739359	29323	2450	-67247	22065	319775	6569	84310
2511	Structural metal products	387	28017184	27610905	27656941	29323	2450	-77808	18411	301416	6569	79883
25111	Metal framework/ skeleton etc	27	11445665	11431491	11511538	5301		-85348		5108		9065
25112	Metal door, window, shutter, gates etc	305	8613133	8441848	8424358	7473	2450	7567	15365	116709	1502	37709
25119	Others n.e.c.	55	7958387	7737566	7721045	16549		-27	3046	179598	5067	33109

TABLE - 7.0 **VALUE OF PRODUCTION** **PAKISTAN**

2015-16

Value in '000' Rs

Industry Code	Industry Major Groups & Industries	No. of establishments	Total production at basic prices (Col 5 + 10 +11+12+13)	Main Production Activities					Trade margin	Receipts from other activities	Subsidy	Production Taxes
				Total	Value of sales from finished/semi-finished products from own production	Value of fixed assets produced for own use	Value of sale of electricity generated	Changes in work in progress				
1	2	3	4	5	6	7	8	9	10	11	12	13
2512	Tanks, reservoirs & containers of metal	39	1949079	1941090	1940227			863	3654	4019		316
25121	Reservoirs, tanks & containers of metal	6	318002	317986	317986							15
25122	Metal containers for gas	31	1616081	1608108	1607245			863	3654	4019		301
25123	Central heating boilers & radiators	2	14996	14996	14996							
2513	Steam generators	9	1170341	1151889	1142191			9698		14340		4111
25131	Steam/ vapour generator, condenser etc	6	537024	530399	520769			9630		5309		1315
25132	Parts for marine or power boilers/ nuclear reactors	3	633317	621490	621422			68		9031		2796
252	Weapons & ammunition	38	3314573	3259393	3273998			-14606		54725		456
2520	Weapons & ammunition	38	3314573	3259393	3273998			-14606		54725		456
25201 &	Heavy weapons											
25202	Small arms	38	3314573	3259393	3273998			-14606		54725		456
259	Other fabricated metal products	1302	62327847	61656601	61239166	74124	22959	320353	39326	499423	49578	82918
2592	Treatment & coating of metals	5	37232	37209	37205			4				23
25921 &	Plating, anodizing, s&blasting etc.											
25922	Colouring/engraving, non-metallic coating metals	5	37232	37209	37205			4				23
2593	Cutlery, h& tools & general hardware	452	28376030	28079649	28093573	13708	2617	-30248	6384	278593	1706	9697
25931	Cutlery	245	3407064	3246456	3288566	8825	2115	-53049	989	150014	1619	7985
25932	Knives, h& tools, saw blades etc	133	23755219	23641614	23611816	4266	502	25030	1824	111340	40	401
25933	Padlocks, locks, keys, hinges etc	57	949773	930758	932370	617		-2229	1681	16103	46	1185
25934	Other tools of such nature n.e.c.	17	263974	260821	260821				1890	1136		127
2599	Other fabricated metal products n.e.c.	845	33914585	33539743	33108388	60416	20342	350596	32942	220830	47872	73198
25991	Cans, drums, buckets, boxes, tins etc	95	4276349	4218265	4218575	2410	2013	-4734	-15	33583		24517
25992	Uninsulated or insulated metal cable	4	143144	142976	143520			-544		167		
25993	Nails, bolts, screws, nuts, chains etc.	118	3048358	3021646	3017391	2922	1271	62	559	17422		8731
25994	Metal household articles	307	11935281	11864421	11575245	1292	11717	276167	16411	18201	29563	6685
25995	Metal goods for office use	48	1598292	1582748	1563508			19240	3959	10050		1535
25996	Safes, strongboxes, armoured doors etc.	85	1226708	1167830	1167263	1769		-1201	2956	36987	18309	626
25997	Various metal articles	106	7184301	7055246	7030400	4750	56	20041	3315	97300		28440
25999	Others n.e.c.	82	4502152	4486610	4392486	47273	5286	41565	5757	7121		2665
26	COMPUTER, ELECTRONIC AND OPTICAL PRODUCTS	38	17299278	16822869	16698625	50000	239	74005		446130	50	30229
261	Electronic components & boards	8	1748122	1726067	1713354			12714		730	50	21275
2610	Electronic components & boards	8	1748122	1726067	1713354			12714		730	50	21275
26101 &	Capacitors, resistors, microprocessors											
26109	Others n.e.c.	8	1748122	1726067	1713354			12714		730	50	21275
263	Communication equipment	7	8347213	8347164	8300359			46805				49
2630	Communication equipment	7	8347213	8347164	8300359			46805				49
26301	Telephones pbx, facsimile equipment etc	2	8296804	8296804	8249998			46805				
26303	Cable television equipment, antenna etc	5	50409	50361	50361							49
264	Consumer electronics	8	4951904	4564525	4473501			91024		387380		
2640	Consumer electronics	8	4951904	4564525	4473501			91024		387380		
26402	Televisions, monitors & displays	2	3985451	3984114	3892890			91224		1337		
26409	Others n.e.c.	6	966453	580411	580611			-200		386043		
265	Measuring equipment; watches/ clocks	13	1707493	1643188	1755911		239	-112962		55400		8905
2651	Measuring, navigating/ control equipment	9	1628553	1573153	1685876		239	-112962		55400		
26514	Measuring & control equipment	2	107400	105000	105000					2400		
26516	Scales, balances & laboratory apparatus	2	423226	423226	519243			-96017				
26519	Manufacture of others n.e.c.	5	1097927	1044927	1061633		239	-16945		53000		
2652	Watches & clocks	4	78940	70035	70035							8905
26521	Watches & clocks	4	78940	70035	70035							8905
266 &	Electro medical/ electrotherapeutic equipment											
268	Magnetic & optical media	2	544546	541925	455501	50000		36424		2621		
2660 &	Irradiation, electro medical equipment											
2680	Magnetic & optical media	2	544546	541925	455501	50000		36424		2621		
26602 &	Electro medical/ electrotherapeutic equipment											
26801	Audio & video tapes/ cassettes	2	544546	541925	455501	50000		36424		2621		
27	ELECTRICAL EQUIPMENT	768	257450199	254927860	254527068	21419	15456	363917	255112	2109306	27152	130769
271	Electric motor, generator, transformer	148	69565350	68297542	68334093	5072		-41623	7924	1232041	8230	19613
2710	Electric motors, generators, transformers etc.	148	69565350	68297542	68334093	5072		-41623	7924	1232041	8230	19613
27101	Electric transformers	23	35370154	34362495	34321212			41283		1001550		6109
27102	Electric motors/ power generators etc	19	8908321	8894872	8895774			-902	1300	11496		653
27103	Electric power distribution panel etc.	64	23660602	23485777	23639827	5072		-159122	6624	147366	8230	12605
27104	Switchboard apparatus, fuses, switches	2	275714	275439	275439					130		145
27109	Others n.e.c.	40	1350560	1278960	1201841			77119		71500		100
272	Batteries & accumulators	24	78305778	77704275	77332766			371509	244408	338812	21	18262
2720	Batteries & accumulators	24	78305778	77704275	77332766			371509	244408	338812	21	18262
27203	Lead acid/ lithium/ dry/ wet batteries	24	78305778	77704275	77332766			371509	244408	338812	21	18262
273	Wiring & wiring devices	120	58975569	58728896	58761105	2704	14784	-49697	427	243232	797	2217
2731 &	Fibre optic cables											
2732	Other electric wires & cables	120	58975569	58728896	58761105	2704	14784	-49697	427	243232	797	2217
27310 &	Fibre optic cable for data transmission etc.											
27320	Insulated wire & cable	120	58975569	58728896	58761105	2704	14784	-49697	427	243232	797	2217
274	Electric lighting equipment	43	4185299	4177377	4182829			-5452		6805		1117
2740	Electric lighting equipment	43	4185299	4177377	4182829			-5452		6805		1117
27401	Lamps, bulbs, ch&eliers,lanterns etc.	14	4030528	4023597	4028496			-4900		6805		126
27409	Others n.e.c.	29	154771	153781	154332			-552				990

TABLE - 7.0 **VALUE OF PRODUCTION** **PAKISTAN**

2015-16

Value in '000' Rs

Industry Code	Industry Major Groups & Industries	No. of establishments	Total production at basic prices (Col 5 + 10 +11+12+13)	Main Production Activities					Trade margin	Receipts from other activities	Subsidy	Production Taxes
				Total	Value of sales from finished/semi-finished products from own production	Value of fixed assets produced for own use	Value of sale of electricity generated	Changes in work in progress				
1	2	3	4	5	6	7	8	9	10	11	12	13
275	Domestic appliances	409	45750293	45362519	45244301	8896	435	108886	2353	287940	18104	79377
2750	Domestic appliances	409	45750293	45362519	45244301	8896	435	108886	2353	287940	18104	79377
27501	Domestic electric appliances	357	44581900	44199188	44080680	8896	435	109177	2353	284621	18104	77634
27502	Domestic electrothermic appliances	6	281200	281200	281200							
27503	Domestic non-electric cooking equipment	46	887193	882131	882421			-291		3320		1743
279	Other electrical equipment	24	667909	657251	671974	4747	237	-19707		475		10184
2790	Other electrical equipment	24	667909	657251	671974	4747	237	-19707		475		10184
27901	Battery chargers & electrical bells etc	4	167500	167500	167500							
27909	Others n.e.c.	20	500409	489751	504474	4747	237	-19707		475		10184
28	MACHINERY AND EQUIPMENT N.E.C.	875	103253076	101380779	101373128	63485	6058	-61892	203425	1530448	535	137890
281	General-purpose machinery	384	45158592	44915402	44902748	2030	820	9804	17303	202086	79	23723
2811	Engines & turbines	5	55286	52495	52248	248				2543		248
28112	Turbines & parts etc	5	55286	52495	52248	248				2543		248
2813	Other pumps, compressors, taps & valves	164	23734145	23618653	23498938	6		119709	10268	103462	78	1685
28131	Air or vacuum pumps/ compressors	2	2212596	2208466	2285774			-77308		4130		
28132	Pumps for liquids	112	19916296	19809008	19603279	6		205723	10268	95454	78	1488
28133	Pumps for engines/ motor vehicle pumps	11	252407	250961	260860			-9899		1383		63
28134	Industrial taps/ valves & h& pump etc	39	1352846	1350218	1349024			1193		2495		133
2814	Bearings, gears, gearing etc	6	81924	81096	83276			-2180		763		65
28143	Gears, pulleys & transmission chain etc	6	81924	81096	83276			-2180		763		65
2815 &	Ovens, furnaces & furnace burners											
2816	Lifting & h&ling equipment	40	1400039	1370473	1368830	210	820	613	965	27872	1	728
28151 &	Electrical & other furnaces, ovens,burners etc.											
28161	Lifting, h&ling, loading machinery	40	1400039	1370473	1368830	210	820	613	965	27872	1	728
2819	Other general-purpose machinery	169	19887198	19792685	19899456	1567		-108338	6070	67446		20997
28191	Industrial freezing equipment etc.	22	6321247	6299925	6304755	1567		-6396		3800		17522
28192	Weighing, packing & wrapping machinery	18	222479	211488	213828			-2340	6070	4657		264
28193	Filtering or purifying machinery	16	346184	344651	344503			148		1461		73
28198	Parts for general-purpose machinery	69	3589648	3575788	3575788					11382		2478
28199	Others n.e.c.	44	9407639	9360832	9460582			-99750		46146		661
282	Special-purpose machinery	491	58094484	56465377	56470380	61455	5238	-71696	186122	1328362	456	114167
2821	Agricultural & forestry machinery	349	48281873	47873861	47889517	61206	5038	-81900	181092	183053	43	43823
28211	Tractors	16	36330237	36093166	36203596	3688		-114118	168524	68537		10
28213	Agricultural trailers or semi-trailers	28	531187	503183	502686	498	139	-141		10372		17633
28214	Soil preparation, planting machinery	49	1459589	1445570	1428479	18910	891	-2710	669	13094	17	240
28215 &	Harvesting or threshing machinery											
28216 &	Milking machines											
28217	Spraying machinery	57	830527	809394	809794			-400	25	19673		1435
28219	Diverse agricultural machinery	199	9130332	9022549	8944961	38111	4008	35469	11874	71377	27	24505
2822	Metal-forming machinery & machine tools	34	953027	935659	932743			2916		16872		496
28222	Tools for grinding, drilling, boring	18	813811	807572	805539			2033		6034		204
28223	Stamping or pressing machine tools	9	80614	71554	70671			883		8793		267
28224	Hydraulic presse/ forging machine etc.	5	24613	24589	24589							25
28227	Parts/ accessories for machine tools	2	33989	31944	31944					2044		
2824	Mining/ quarrying/ construction machinery	13	1136231	1115180	1115230			-51	5000	13195	300	2557
28242	Boring, cutting & tunnelling machinery	3	641164	628200	628251			-51		12964		
28243 &	Machinery for treating minerals											
28245 &	Manufacture of earth-moving machinery											
28246	Pile drivers/ mortar spreaders etc.	10	495067	486979	486979				5000	232	300	2557
2825	Food, beverage & tobacco machinery	29	4574303	4368435	4359000			9435		180823	113	24932
28253	Grain milling machinery	10	463404	461599	461599					897	113	795
28256	Machinery for extractionof animal/vegetable fats/c	2	19810	17500	17500					2100		210
28259	Food processing machinery	17	4091089	3889336	3879901			9435		177826		23927
2826	Textile, apparel & leather machinery	63	3083300	2106542	2108390	249		-2097		934399		42359
28261	Textile machinery	35	2793035	1819951	1821532			-1580		931041		42043
28262	Equipment for textile machinery	4	31097	30252	30463			-211		760		84
28266	Sewing machines	24	259169	256338	256395	249		-305		2598		232
2829	Other special-purpose machinery	3	65750	65700	65500		200		30	20		
28291 &	Machinery for paper pulp,paperboard product etc											
28292	Rubber & plastic products machinery											
28299	Others n.e.c.	3	65750	65700	65500		200		30	20		
29	MOTOR VEHICLES, TRAILERS AND SEMI	784	430531185	423190428	420547827	2419322	4505	218774	4265289	2406483	39732	629252
291	Motor vehicles	26	266553324	261538859	260677383	1011192		-149716	4138119	845694	2286	28366
2910	Motor vehicles	26	266553324	261538859	260677383	1011192		-149716	4138119	845694	2286	28366
29101	Passenger cars, commercial busses etc.	21	265340530	260328475	259466233	1010692		-148450	4138119	845694		28242
29102 &	Motor vehicle engines, chassis etc.											
29103	Other motor vehicles	5	1212794	1210384	1211150	500		-1266			2286	124
292	Motor vehicle bodies, trailers etc	121	2180112	2081216	2080910	483	86	-263		58716	23812	16368
2920	Motor bodies, trailers & semi-trailers	121	2180112	2081216	2080910	483	86	-263		58716	23812	16368
29201	Bodies for motor vehicles	13	140255	100867	100867					39251		137
29202	Trailers & semi-trailers	108	2039857	1980350	1980044	483	86	-263		19464	23812	16231
293	Parts & accessories for motor vehicles	637	161797748	159570353	157789533	1407647	4419	368753	127170	1502074	13634	584519
2930	Parts & accessories for motor vehicles	637	161797748	159570353	157789533	1407647	4419	368753	127170	1502074	13634	584519
29301	Parts & accessories for motor vehicles	637	161797748	159570353	157789533	1407647	4419	368753	127170	1502074	13634	584519

TABLE - 7.0 **VALUE OF PRODUCTION** **PAKISTAN**

2015-16

Value in '000' Rs

Industry Code	Industry Major Groups & Industries	No. of establishments	Total production at basic prices (Col 5 + 10 +11+12+13)	Main Production Activities					Trade margin	Receipts from other activities	Subsidy	Production Taxes
				Total	Value of sales from finished/semi-finished products from own production	Value of fixed assets produced for own use	Value of sale of electricity generated	Changes in work in progress				
1	2	3	4	5	6	7	8	9	10	11	12	13
30	OTHER TRANSPORT EQUIPMENT	181	125855654	125521739	125045517			476222	939	115396	75	217505
302 &	Railway locomotives & rolling stock											
309	Transport equipment n.e.c.	181	125855654	125521739	125045517			476222	939	115396	75	217505
3020 &	Railway locomotives & rolling stock											
3091	Motorcycles	170	124926931	124593190	124116970			476220	939	115289	75	217438
30202 &	Railway or tramway coaches services etc.											
30911	Motorcycles, engines for motorcycles	37	117813716	117506013	117011859			494154		97917		209787
30912	Parts & accessories for motorcycles.	133	7113215	7087177	7105111			-17934	939	17373	75	7651
3092	Bicycles & invalid carriages	11	928723	928549	928547			2		107		67
30921 &	Non-motorized bicycles & parts etc.											
30922	Invalid/baby carriages, their parts/accessories, etc.	11	928723	928549	928547			2		107		67
31	FURNITURE	1462	48503238	47731084	47280289	235030	57853	157913	23109	610479	27426	111140
310	Furniture	1462	48503238	47731084	47280289	235030	57853	157913	23109	610479	27426	111140
3100	Furniture	1462	48503238	47731084	47280289	235030	57853	157913	23109	610479	27426	111140
31001 &	Furniture & fixtures.											
31002	Furniture for shops/churches, schools, restaurants	623	36194235	35675286	35361109	123604	53742	136832	9929	395981	21344	91695
31003	manufacture of office furniture	13	343175	342667	342637	80		-50		470		38
31004	Furniture for kitchen bedrooms etc.	824	11820828	11568131	11431043	111346	4111	21631	13180	214028	6082	19407
31005	Laboratory benches/ laboratory furniture	2	145000	145000	145500			-500				
32	OTHER MANUFACTURING	1430	95841494	95068256	94775376	10143	28290	254446	27477	616982	76944	51836
321	Jewellery, bijouterie etc	63	3181743	3179049	3180523			-1474	1053	1011		631
3211	Jewellery & related articles	27	2239669	2237428	2238902			-1474	1053	1011		178
32113 &	Jewellery, goldsmiths' articles.											
32114	Metal watchs, watch straps & cigarette cases etc.	27	2239669	2237428	2238902			-1474	1053	1011		178
3212	Imitation jewellery & related articles	36	942074	941621	941621							453
32121	Costume or imitation jewellery.	36	942074	941621	941621							453
322	Musical instruments	10	115120	114808	114454			355		247	26	39
3220	Musical instruments	10	115120	114808	114454			355		247	26	39
32201 &	Stringed instruments, harmoniums etc.											
32202	Musical instruments & parts.	10	115120	114808	114454			355		247	26	39
323	Sports goods	382	42431972	42210512	42276797	1870	4326	-72482	14806	163773	29080	13801
3230	Sports goods	382	42431972	42210512	42276797	1870	4326	-72482	14806	163773	29080	13801
32301	Foot balls.	120	18994751	18861807	18900903	846	375	-40317	254	103712	25337	3641
32302	Rackets, bats.	31	1235557	1228484	1226951		101	1433	503	6435	10	124
32309	Other sports articles/ equipment etc.	231	22201663	22120220	22148944	1024	3850	-33598	14049	53625	3734	10035
324	Games & toys	13	348635	348501	348501					124		10
3240	Games & toys	13	348635	348501	348501					124		10
32401	Dolls, toy animals etc.	13	348635	348501	348501					124		10
325	Medical & dental instruments & supplies	906	38716467	38258854	37895144	8273	23964	331473	11408	409305	4984	31915
3250	Medical & dental instruments & supplies	906	38716467	38258854	37895144	8273	23964	331473	11408	409305	4984	31915
32501	Surgical drapes/ sterile string etc	22	11316667	11316667	11316667							
32505	Surgical, dental/ veterinary furniture.	6	75112	73602	73602				341	1158		11
32506	Dental instruments/ orthopaedic devices	46	1099375	1097729	1094459	2033	2912	-1675	274	626	109	637
32509	Others n.e.c.	832	26225313	25770857	25410416	6240	21052	333148	10793	407521	4876	31267
329	Other manufacturing n.e.c.	56	11047558	10956532	10959958			-3426	209	42523	42853	5440
3290	Other manufacturing n.e.c.	56	11047558	10956532	10959958			-3426	209	42523	42853	5440
32902	Brooms & brushes.	24	1436687	1390846	1391216			-370	209	41072		4559
32903	Pens, pencils & stamps etc.	13	8260639	8217152	8217152					286	42853	347
32909	Others n.e.c.	19	1350232	1348534	1351590			-3056		1164		534

TABLE - 8.0 **TRADE MARGIN** **PAKISTAN**

2015-16

Value in '000' Rs

Industry Code	Industry Major Groups & Industries	No. of establishments	Trade margin at producer prices (Col 5 - 6 + 7)	Value of sale of goods purchased for resale at producer prices	Cost of goods purchased for resale	Changes in stocks of goods expressly purchased for resale
1	2	3	4	5	6	7
C	**ALL INDUSTIRES**	**42578**	**41344383**	**128879096**	**84813062**	**-2721651**
10	FOOD PRODUCTS	5597	3011414	5822639	2891448	80223
101	Processing & preserving of meat	22				
1010	Processing & preserving of meat	22				
10102	Fresh, chilled or frozen meat	10				
10104 &	Meat products					
10107	Processing of animal offal	12				
102	Processing & preserving of fish	14				
1020	Processing/ preserving of fish, molluscs	14				
10202	Fish, crustacean & mollusc products	14				
103	Processing of fruit/ vegetables	44	4719	11515	6796	
1030	Processing/ preserving of fruit/ vegetables	44	4719	11515	6796	
10302	Preserving of fruit, nuts or vegetables	30	177	177		
10304	Fruit or vegetable juices.	3				
10305	Jams, jellies & marmalades	11	4542	11338	6796	
104	Vegetable & animal oils/ fats	843	103804	131091	36954	9668
1040	Vegetable & animal oils & fats	843	103804	131091	36954	9668
10401	Crude / refined vegetable oils	507	57040	67817	20249	9472
10405	Cotton linters.	205	34839	51349	16634	125
10406	Oilcakes & others	131	11925	11925	72	72
105	Dairy products	148	1732539	3635692	1903188	35
1050	Dairy products	148	1732539	3635692	1903188	35
10501	fresh liquid milk & milk-based drinks	26	1730216	3633287	1903071	
10504	Butter/ cheese etc.	17	2323	2323		
10506	Ice cream & other edible ice.	100		82	117	35
10509	Others n.e.c.	5				
106	Grain mill products, starches etc	3097	288035	826412	586405	48028
1061	Grain mill products	3094	288035	826412	586405	48028
10611	Grain milling.	1144	55062	111508	62370	5924
10612	Rice milling.	1782	232510	709282	518876	42104
10613	Vegetable milling	166	464	5623	5159	
10614	Cereal breakfast foods	2				
1062	Starches & starch products	3				
10621 &	Starches from rice, potatoes, maize etc.					
10623	Glucose/ glucose syrup etc	3				
107	Other food products	1245	872804	1074965	223632	21470
1071	Bakery products	807	33263	83170	57283	7376
10711	Bread & rolls	88	234	240	18	12
10712	Pastry, cakes, pies etc.	100	9109	9909	1423	624
10713	Rusks, biscuits & bakery products	344	7729	51482	49191	5438
10719	Others n.e.c.	275	16191	21540	6650	1302
1072	Sugar	82	825984	843011	29276	12249
10721	Sugar & sugar substitutes	82	825984	843011	29276	12249
1073	Chocolate & sugar confectionery	86		95154	95154	
10732	Chocolate & sugar confectionery	81		95154	95154	
10733	Chewing gum	5				
1074	Macaroni, noodles, pasta etc.	16	4	4		
10741	Pastas/ macaroni etc	16	4	4		
1079	Other food products n.e.c.	254	13552	53626	41919	1845
10792 &	Blending of tea & mate					
10794	Infant formula or baby foods etc	14				
10795	Prepared foods/sandwiches, fresh pizza etc.	2				
10796	Spices, sauces & condiments	50	595	28319	28319	595
10798	Processing of salt	37				
10799	Others n.e.c.	151	12957	25307	13600	1250
108	Prepared animal feeds	184	9512	142964	134473	1021
1080	Prepared animal feeds	184	9512	142964	134473	1021
10802	Prepared feeds for farm animals	184	9512	142964	134473	1021
11	BEVERAGES	131	27396	2841067	2852020	38349
110	Beverages	131	27396	2841067	2852020	38349
1101 &	Distilling, rectifying/ blending of spirits					
1104	Soft drinks, mineral waters etc	131	27396	2841067	2852020	38349
11010 &	Alcoholic beverages/ distilled spirits					
11041	Non-alcoholic beverages	35				
11042	Natural mineral waters/ bottled waters	54				
11043	Soft drinks like lemonade, cola etc.	42	27396	2841067	2852020	38349
12	TOBACCO PRODUCTS	28				
120	Tobacco products	28				
1200	Tobacco products	28				
12001	Tobacco products & substitutes etc.	25				
12009	Others n.e.c.	3				

TABLE - 8.0 **TRADE MARGIN** **PAKISTAN**

2015-16

Value in '000' Rs

Industry Code	Industry Major Groups & Industries	No. of establishments	Trade margin at producer prices (Col 5 - 6 + 7)	Value of sale of goods purchased for resale at producer prices	Cost of goods purchased for resale	Changes in stocks of goods expressly purchased for resale
1	2	3	4	5	6	7
13	TEXTILES	7503	1428784	3332817	1760532	-143501
131	Spinning, weaving, finishing of textile	5819	1419672	3311913	1747117	-145124
1311	Spinning of textile fibres	828	294955	1430836	957635	-178246
13112	Spinning of yarn or thread	828	294955	1430836	957635	-178246
1312	Weaving of textiles	4442	1084277	1619894	552106	16489
13121	Broad woven fabrics	4130	978399	1090507	128597	16489
13122	Other broad woven fabrics etc.	2				
13129	Others n.e.c.	310	105877	529387	423509	
1313	Finishing of textiles	549	40441	261184	237375	16632
13131	Bleaching & dyeing of fabrics	549	40441	261184	237375	16632
139	Other textiles	1684	9111	20903	13415	1623
1392	Made-up textile articles	346	3546	15357	13181	1371
13921	Madeup articles of any textile material	278	2163	15345	13181	
13922	Made-up furnishing articles	56	1371			1371
13929	Others n.e.c.	12	12	12		
1393	Carpets & rugs	77	1311	1456	146	
13930	Floor coverings like carpets, rugs etc.	77	1311	1456	146	
1394	Cordage, rope, twine & netting	20				
13941 &	Twine, cordage, rope etc.					
13942	Knotted netting of twine, cordage/ rope	20				
1399	Other textiles n.e.c.	1241	4254	4090	88	253
13991	Labels/ badges etc.	57				
13992	Tulles/ laces & other net fabrics	1148	4254	4090	88	253
13999	Others n.e.c.	36				
14	WEARING APPAREL	2371	259376	1253627	991801	-2450
141	Wearing apparel	2147	251426	1211636	955989	-4220
1410	Wearing apparel	2147	251426	1211636	955989	-4220
14101	Wearing apparel of leather	184	11597	9923	303	1977
14102	Outerwear/ work wear	1284	211906	222119	10191	-22
14103	Underwear/ nightwear	166	309	469	160	
14104	Babies' garments/ tracksuits etc.	20	914	1005	91	
14105 &	Other clothing accessories					
14109	Others n.e.c.	493	26700	978120	945245	-6175
143	Knitted & crocheted apparel	224	7950	41991	35812	1770
1430	Knitted & crocheted apparel	224	7950	41991	35812	1770
14301	Knitted or crocheted wearing apparel	30	7868	25572	19474	1770
14302	Hosiery, socks, tights & pantyhose etc	194	82	16419	16337	
15	LEATHER PRODUCTS	1150	337297	809740	476596	4153
151	Tanning of leather & leather products	398	33292	41879	8588	
1511	Tanning & dressing of leather	346	33013	41600	8588	
15111	Tanning/ dressing of hides & skins	341	33013	41600	8588	
15119	Others n.e.c.	5				
1512	Luggage, h&bags, saddlery etc.	52	279	279		
15121	Luggage, h&bags etc.	27	279	279		
15122	Articles of leather etc.	25				
152	Footwear	752	304005	767860	468008	4153
1520	Footwear	752	304005	767860	468008	4153
15201	Footwear	746	304005	767860	468008	4153
15202	Leather parts of footwear etc.	6				
16	WOOD AND WOOD PRODUCTS	642	38673	37097	12204	13779
161	Sawmilling & planning of wood	147	31007	16540	635	15102
1610	Sawmilling & planning of wood	147	31007	16540	635	15102
16101 &	Sawing & planning of wood					
16102	Wooden railway sleepers	147	31007	16540	635	15102
162	Products of wood, cork, straw etc.	495	7666	20557	11569	-1323
1621	Veneer sheets & wood-based panels	82	1873	9657	7784	
16211	Manufacture of veneer sheets	6				
16212	Plywood/ veneer panel/ laminated sheets	50	1293	1293		
16213	Particle board/ densified wood etc.	26	580	8364	7784	
1622	Builders' carpentry & joinery	123	1789	856	704	1636
16221	Wooden goods of construction industry	123	1789	856	704	1636
1623	Wooden containers	182	1292	7332	3081	-2959
16231	Packing boxes, crates, drums of wood	182	1292	7332	3081	-2959
1629	Other wood products	108	2712	2712		
16291	Wood products	108	2712	2712		
17	PAPER AND PAPER PRODUCTS	787	50116	724844	697518	22790
170	Paper & paper products	787	50116	724844	697518	22790
1701	Pulp, paper & paperboard	267	25164	30178	4747	-267
17013	Paper & paperboard	259	25164	30178	4747	-267
17019	Others n.e.c.	8				

TABLE - 8.0 **TRADE MARGIN** **PAKISTAN**

2015-16

Value in '000' Rs

Industry Code	Industry Major Groups & Industries	No. of establishments	Trade margin at producer prices (Col 5 - 6 + 7)	Value of sale of goods purchased for resale at producer prices	Cost of goods purchased for resale	Changes in stocks of goods expressly purchased for resale
1	2	3	4	5	6	7
1702	Corrugated paper/ paperboard & containers	483	6060	2626	731	4166
17021	Corrugated paper/ paperboard containers	472	2134	2626	731	240
17022	Sacks, bags & similar articles of paper	11	3926			3926
1709	Other articles of paper & paperboard	37	18892	692039	692039	18892
17091	Personal hygiene paper product	23	18892	692039	692039	18892
17099	Others n.e.c.	14				
18	PRINTING/REPRODUCTION OF RECORDED MEDIA	422	2186	8153	5966	
181	Printing	422	2186	8153	5966	
1811	Printing	418	2186	8153	5966	
18111	Printing of newspapers/ magazines	78				
18112	Printing of books, brochures, maps etc	172	1701	5097	3396	
18113	Printing of postage stamps, cheques etc	3				
18114	Printing of diaries & calendars etc	14				
18115	Printing on textile, glass, metal, wood	146	485	3055	2570	
18119	Other printing n.e.c.	5				
1812	Service related to printing	4				
18121 &	Binding of printed sheets					
18123 &	Plate/image-making setting services					
18124	Preparation of plates & dies	4				
19	COKE AND REFINED PETROLEUM PRODUCTS	69	4316927	5679464	1367672	5135
192	Refined petroleum products	69	4316927	5679464	1367672	5135
1920	Refined petroleum products	69	4316927	5679464	1367672	5135
19201	Production of motor fuel/ kerosene etc.	8	4291791	5659464	1367672	
19203 &	Oil-based lubricating oils or greases					
19205	White spirit, vaseline, paraffin wax	55	25135	20000		5135
19207	Blending of bio fuels	6				
20	CHEMICALS AND CHEMICAL PRODUCTS	947	20826844	84415589	57430694	-6158051
201	Basic chemicals, fertilizers etc.	379	7670555	42770845	30020087	-5080203
2011	Basic chemicals	219	391460	1222509	990808	159760
20111	Inorganic industrial/ medical gases	75	105484	145342	39858	
20112	Dyes & pigments in basic form	41	400	4400	4400	400
20113	Manufacture of inorganic acids & bases	35	12553	80911	68358	
20114	Chemical elements & other inorganic compounds	2				
20115	Basic organic chemicals	46	117772	461932	456594	112434
20119	Others n.e.c.	20	155251	529924	421598	46926
2012	Fertilizers & nitrogen compounds	23	7279095	41546881	29026814	-5240972
20121 &	Fertilizers					
20122	Nitrogen products	23	7279095	41546881	29026814	-5240972
2013	Plastics & synthetic rubber	137		1456	2465	1009
20131	Plastics in primary forms	137		1456	2465	1009
202	Other chemical products	560	13156289	41644743	27410607	-1077848
2021	Pesticides/ agrochemical products etc	63				
20211	Insecticides/ fungicides/ herbicides	61				
20219	Other agrochemical products n.e.c.	2				
2022	Paints, varnishes & printing ink etc.	133	25063	22671		2392
20221	Paints & varnishes etc	123	2392			2392
20225	Caulking compounds etc	2				
20227	Printing ink	8	22671	22671		
2023	Soap, perfumes & toilet preparations	229	13113220	41549275	27351699	-1084356
20232	Soap	139	13109953	41524729	27327152	-1087623
20234	Detergent, dish-washing preparation etc	19				
20235	Cleaning & polishing products	10				
20236 &	Perfumes & toilet preparations					
20239	Others n.e.c.	61	3267	24547	24547	3267
2029	Other chemical products n.e.c.	135	18006	72797	58908	4116
20291	Propellant powders/ explosives	29	12	17681	17669	
20292 &	Gelatine/ glues & prepared adhesives					
20293	Aromatic/odoriferous/distilled waters products	47	9982	40210	29621	-607
20294	Photographic plates, films etc	3				
20298	Matches	24	4067	10518	10518	4067
20299	Others n.e.c.	32	3944	4388	1100	656
203	Man-made fibres	8				
2030	Man-made fibres	8				
20301	Synthetic or artificial filament tow	3				
20303	Synthetic or artificial filament yarn	5				
21	BASIC PHARMACEUTICAL PRODUCTS	608	4060732	5062761	1192912	190883
210	Pharmaceuticals	608	4060732	5062761	1192912	190883
2100	Pharmaceuticals	608	4060732	5062761	1192912	190883
21001	Medicinal active substances	535	4060719	5062665	1192829	190883
21003	Medicaments/ homeopathic preparations	57				
21009	Other such activities n.e.c.	16	14	96	83	

TABLE - 8.0 **TRADE MARGIN** **PAKISTAN**

2015-16

Value in '000' Rs

Industry Code	Industry Major Groups & Industries	No. of establishments	Trade margin at producer prices (Col 5 - 6 + 7)	Value of sale of goods purchased for resale at producer prices	Cost of goods purchased for resale	Changes in stocks of goods expressly purchased for resale
1	2	3	4	5	6	7
22	RUBBER AND PLASTICS PRODUCTS	1201	100312	244466	120049	-24106
221	Rubber products	129	2849	19450	16601	
2211	Rubber tyres & tubes	22				
22111	Rubber tyres	20				
22112	Inner tubes for tyres	2				
2219	Other rubber products	107	2849	19450	16601	
22191	Other products of rubber	107	2849	19450	16601	
222	Plastics products	1072	97463	225017	103448	-24106
2220	Plastics products	1072	97463	225017	103448	-24106
22201	Plastic products for packing of goods	614	76998	185355	80124	-28233
22202	Builders' plastics ware	67				
22203	Plastic tableware, kitchenware etc	202	10418	11796	1377	
22209	Other diverse plastic products	189	10046	27866	21947	4127
23	OTHER NON-METALLIC MINERAL PRODUCTS	12866	805616	1496585	846298	155329
231	Glass & glass products	96	162800	217670	135600	80730
2310	Glass & glass products	96	162800	217670	135600	80730
23101	Flat glass/ glass paving blocks	48				
23102	Glass mirror/ bottle/ drinking glass	17	161460	216062	135332	80730
23103	Pharmaceutical glassware etc.	9				
23109	Others glass products n.e.c.	22	1340	1608	268	
239	Non-metallic mineral products n.e.c.	12770	642816	1278915	710698	74599
2391	Refractory products	5		6495		-6495
23912	Manufacture of refractory ceramic goods	5		6495		-6495
2392	Clay building materials	10095	525283	785649	313494	53128
23921	Ceramic tiles, mosaic cubes etc.	4	10825	43426	35579	2978
23922	Non-refractory clay building materials	10053	514458	742223	277915	50150
23923	Ceramic sanitary fixtures	38				
2393	Other porcelain & ceramic products	175				
23931	Ceramic tableware & domestic articles	168				
23932	Electrical fittings of ceramics etc.	2				
23939	Other porcelain & ceramic products	5				
2394	Cement, lime & plaster	77		2523	2523	
23941	Clinkers & hydraulic cement	21				
23943	Plasters of calcined gypsum/ sulphate	56		2523	2523	
2395	Articles of concrete, cement & plaster	1088	38296	137327	112527	13496
23951 &	Precast concrete, cement or stone					
23952	Structural component of cement, concrete	1008	38296	137327	112527	13496
23959	Other articles of concrete or cement	80				
2396	Cutting, shaping & finishing of stone	1310	79197	207369	142641	14470
23961	Cutting, shaping & finishing of stone	1310	79197	207369	142641	14470
2399	Other non-metallic mineral products	20	40	139553	139513	
23991	Millstones/abrasive products and polishing	7				
23993	Mineral insulating materials	2				
23995 &	Articles of asphalt etc					
23999	Manufacture of other such products n.e.c.	11	40	139553	139513	
24	BASIC METALS	943	1241967	1070431	1894856	2066392
241	Basic iron & steel	662	1232858	1061047	1894210	2066022
2410	Basic iron & steel	662	1232858	1061047	1894210	2066022
24102 &	Pig iron/spiegeleisen/ferro-alloys & ferrous products					
24103	Pure iron, granular iron & iron powder	2				
24104	Remelting of scrap ingot of iron/ steel	77	259712	1048240	1890200	1101672
24106	Hot/cold-rolled products of steel	457	969825	9486	4010	964350
24108	Welded tubes & pipes of steel	108	3321	3321		
24109	Others n.e.c.	18				
242	Basic precious & non-ferrous metals	108	370			370
2420	Basic precious & non-ferrous metals	108	370			370
24202	Aluminium & alloys	63				
24203	Lead, zinc, tin & alloys from ores	4	370			370
24205	Copper alloys	39				
24206	Chrome, manganese, nickel & alloys etc	2				
243	Casting of metals	173	8739	9385	645	
2431	Casting of iron & steel	163	8739	9385	645	
24311	Casting of iron	126	4921	5567	645	
24312	Casting of steel	37	3818	3818		
2432	Casting of non-ferrous metals	10				
24324	Casting of precious metal castings	10				
25	FABRICATED METAL PRODUCTS	1775	61392	194248	138381	5525
251	Structural metal products etc	435	22065	48585	27467	947
2511	Structural metal products	387	18411	26353	8889	947
25111	Metal framework/ skeleton etc	27				
25112	Metal door, window, shutter, gates etc	305	15365	23050	8632	947
25119	Others n.e.c.	55	3046	3303	257	

TABLE - 8.0 **TRADE MARGIN** **PAKISTAN**

2015-16

Value in '000' Rs

Industry Code	Industry Major Groups & Industries	No. of establishments	Trade margin at producer prices (Col 5 - 6 + 7)	Value of sale of goods purchased for resale at producer prices	Cost of goods purchased for resale	Changes in stocks of goods expressly purchased for resale
1	2	3	4	5	6	7
2512	Tanks, reservoirs & containers of metal	39	3654	22232	18578	
25121	Reservoirs, tanks & containers of metal	6				
25122	Metal containers for gas	31	3654	22232	18578	
25123	Central heating boilers & radiators	2				
2513	Steam generators	9				
25131	Steam/ vapour generator, condenser etc	6				
25132	Parts for marine or power boilers/ nuclear reactors etc.	3				
252	Weapons & ammunition	38				
2520	Weapons & ammunition	38				
25201 &	Heavy weapons					
25202	Small arms	38				
259	Other fabricated metal products	1302	39326	145663	110914	4577
2592	Treatment & coating of metals	5				
25921 &	Plating, anodizing, s&blasting etc.					
25922	Colouring/engraving, non-metallic coating metals	5				
2593	Cutlery, h& tools & general hardware	452	6384	98358	92083	109
25931	Cutlery	245	989	92749	91869	109
25932	Knives, h& tools, saw blades etc	133	1824	1824		
25933	Padlocks, locks, keys, hinges etc	57	1681	1681		
25934	Other tools of such nature n.e.c.	17	1890	2104	214	
2599	Other fabricated metal products n.e.c.	845	32942	47305	18831	4468
25991	Cans, drums, buckets, boxes, tins etc	95	-15	13039	14360	1305
25992	Uninsulated or insulated metal cable	4				
25993	Nails, bolts, screws, nuts, chains etc.	118	559	851	292	
25994	Metal household articles	307	16411	18506	2418	323
25995	Metal goods for office use	48	3959	1120	100	2939
25996	Safes, strongboxes, armoured doors etc.	85	2956	3537	481	-99
25997	Various metal articles	106	3315	3878	563	
25999	Others n.e.c.	82	5757	6373	617	
26	COMPUTER, ELECTRONIC AND OPTICAL PRODUCTS	38				
261	Electronic components & boards	8				
2610	Electronic components & boards	8				
26101 &	Capacitors, resistors, microprocessors					
26109	Others n.e.c.	8				
263	Communication equipment	7				
2630	Communication equipment	7				
26301	Telephones pbx, facsimile equipment etc	2				
26303	Cable television equipment, antenna etc	5				
264	Consumer electronics	8				
2640	Consumer electronics	8				
26402	Televisions, monitors & displays	2				
26409	Others n.e.c.	6				
265	Measuring equipment; watches/ clocks	13				
2651	Measuring, navigating/ control equipment	9				
26514	Measuring & control equipment	2				
26516	Scales, balances & laboratory apparatus	2				
26519	Manufacture of others n.e.c.	5				
2652	Watches & clocks	4				
26521	Watches & clocks	4				
266 &	Electro medical/ electrotherapeutic equipment					
268	Magnetic & optical media	2				
2660 &	Irradiation, electro medical equipment					
2680	Magnetic & optical media	2				
26602 &	Electro medical/ electrotherapeutic equipment					
26801	Audio & video tapes/ cassettes	2				
27	ELECTRICAL EQUIPMENT	768	255112	1698895	1434208	-9575
271	Electric motor, generator, transformer	148	7924	12436	4512	
2710	Electric motors, generators, transformers etc.	148	7924	12436	4512	
27101	Electric transformers	23				
27102	Electric motors/ power generators etc	19	1300	5812	4512	
27103	Electric power distribution panel etc.	64	6624	6624		
27104	Switchboard apparatus, fuses, switches	2				
27109	Others n.e.c.	40				
272	Batteries & accumulators	24	244408	1341361	1096953	
2720	Batteries & accumulators	24	244408	1341361	1096953	
27203	Lead acid/ lithium/ dry/ wet batteries	24	244408	1341361	1096953	
273	Wiring & wiring devices	120	427	72442	72015	
2731 &	Fibre optic cables					
2732	Other electric wires & cables	120	427	72442	72015	
27310 &	Fibre optic cable for data transmission etc.					
27320	Insulated wire & cable	120	427	72442	72015	
274	Electric lighting equipment	43				
2740	Electric lighting equipment	43				
27401	Lamps, bulbs, ch&eliers,lanterns etc.	14				
27409	Others n.e.c.	29				

TABLE - 8.0 **TRADE MARGIN** **PAKISTAN**

2015-16

Value in '000' Rs

Industry Code	Industry Major Groups & Industries	No. of establishments	Trade margin at producer prices (Col 5 - 6 + 7)	Value of sale of goods purchased for resale at producer prices	Cost of goods purchased for resale	Changes in stocks of goods expressly purchased for resale
1	2	3	4	5	6	7
275	Domestic appliances	409	2353	272656	260729	-9575
2750	Domestic appliances	409	2353	272656	260729	-9575
27501	Domestic electric appliances	357	2353	272656	260729	-9575
27502	Domestic electrothermic appliances	6				
27503	Domestic non-electric cooking equipment	46				
279	Other electrical equipment	24				
2790	Other electrical equipment	24				
27901	Battery chargers & electrical bells etc	4				
27909	Others n.e.c.	20				
28	MACHINERY AND EQUIPMENT N.E.C.	875	203425	658410	453936	-1050
281	General-purpose machinery	384	17303	22942	5845	205
2811	Engines & turbines	5				
28112	Turbines & parts etc	5				
2813	Other pumps, compressors, taps & valves	164	10268	11903	1636	
28131	Air or vacuum pumps/ compressors	2				
28132	Pumps for liquids	112	10268	11903	1636	
28133	Pumps for engines/ motor vehicle pumps	11				
28134	Industrial taps/ valves & h& pump etc	39				
2814	Bearings, gears, gearing etc	6				
28143	Gears, pulleys & transmission chain etc	6				
2815 &	Ovens, furnaces & furnace burners					
2816	Lifting & h&ling equipment	40	965	4760	4000	205
28151 &	Electrical & other furnaces, ovens,burners etc.					
28161	Lifting, h&ling, loading machinery	40	965	4760	4000	205
2819	Other general-purpose machinery	169	6070	6279	209	
28191	Industrial freezing equipment etc.	22				
28192	Weighing, packing & wrapping machinery	18	6070	6279	209	
28193	Filtering or purifying machinery	16				
28198	Parts for general-purpose machinery	69				
28199	Others n.e.c.	44				
282	Special-purpose machinery	491	186122	635468	448091	-1255
2821	Agricultural & forestry machinery	349	181092	629939	447592	-1255
28211	Tractors	16	168524	592960	423149	-1287
28213	Agricultural trailers or semi-trailers	28				
28214	Soil preparation, planting machinery	49	669	669		
28215 &	Harvesting or threshing machinery					
28216 &	Milking machines					
28217	Spraying machinery	57	25	25		
28219	Diverse agricultural machinery	199	11874	36286	24443	32
2822	Metal-forming machinery & machine tools	34				
28222	Tools for grinding, drilling, boring	18				
28223	Stamping or pressing machine tools	9				
28224	Hydraulic presse/ forging machine etc.	5				
28227	Parts/ accessories for machine tools	2				
2824	Mining/ quarrying/ construction machinery	13	5000	5000		
28242	Boring, cutting & tunnelling machinery	3				
28243 &	Machinery for treating minerals					
28245 &	Manufacture of earth-moving machinery					
28246	Pile drivers/ mortar spreaders etc.	10	5000	5000		
2825	Food, beverage & tobacco machinery	29				
28253	Grain milling machinery	10				
28256	Machinery for extractionof animal/vegetable fats/oils	2				
28259	Food processing machinery	17				
2826	Textile, apparel & leather machinery	63		498	498	
28261	Textile machinery	35				
28262	Equipment for textile machinery	4				
28266	Sewing machines	24		498	498	
2829	Other special-purpose machinery	3	30	30		
28291 &	Machinery for paper pulp,paperboard product etc					
28292	Rubber & plastic products machinery					
28299	Others n.e.c.	3	30	30		
29	MOTOR VEHICLES, TRAILERS AND SEMI	784	4265289	13022509	9777187	1019967
291	Motor vehicles	26	4138119	11756863	8636100	1017356
2910	Motor vehicles	26	4138119	11756863	8636100	1017356
29101	Passenger cars, commercial busses etc.	21	4138119	11756863	8636100	1017356
29102 &	Motor vehicle engines, chassis etc.					
29103	Other motor vehicles	5				
292	Motor vehicle bodies, trailers etc	121				
2920	Motor bodies, trailers & semi-trailers	121				
29201	Bodies for motor vehicles	13				
29202	Trailers & semi-trailers	108				
293	Parts & accessories for motor vehicles	637	127170	1265646	1141087	2610
2930	Parts & accessories for motor vehicles	637	127170	1265646	1141087	2610
29301	Parts & accessories for motor vehicles	637	127170	1265646	1141087	2610

TABLE - 8.0 **TRADE MARGIN** **PAKISTAN**

2015-16

Value in '000' Rs

Industry Code	Industry Major Groups & Industries	No. of establishments	Trade margin at producer prices (Col 5 - 6 + 7)	Value of sale of goods purchased for resale at producer prices	Cost of goods purchased for resale	Changes in stocks of goods expressly purchased for resale
1	2	3	4	5	6	7
30	OTHER TRANSPORT EQUIPMENT	181	939	39248	38356	48
302 &	Railway locomotives & rolling stock					
309	Transport equipment n.e.c.	181	939	39248	38356	48
3020 &	Railway locomotives & rolling stock					
3091	Motorcycles	170	939	39248	38356	48
30202 &	Railway or tramway coaches services etc.					
30911	Motorcycles, engines for motorcycles	37				
30912	Parts & accessories for motorcycles.	133	939	39248	38356	48
3092	Bicycles & invalid carriages	11				
30921 &	Non-motorized bicycles & parts etc.					
30922	Invalid/baby carriages, their parts/accessories, etc.	11				
31	FURNITURE	1462	23109	54792	38061	6378
310	Furniture	1462	23109	54792	38061	6378
3100	Furniture	1462	23109	54792	38061	6378
31001 &	Furniture & fixtures.					
31002	Furniture for shops/churches, schools, restaurants	623	9929	7851	2983	5061
31003	manufacture of office furniture	13				
31004	Furniture for kitchen bedrooms etc.	824	13180	46941	35078	1317
31005	Laboratory benches/ laboratory furniture	2				
32	OTHER MANUFACTURING	1430	27477	411714	392368	8130
321	Jewellery, bijouterie etc	63	1053			1053
3211	Jewellery & related articles	27	1053			1053
32113 &	Jewellery, goldsmiths' articles.					
32114	Metal watchs, watch straps & cigarette cases etc.	27	1053			1053
3212	Imitation jewellery & related articles	36				
32121	Costume or imitation jewellery.	36				
322	Musical instruments	10				
3220	Musical instruments	10				
32201 &	Stringed instruments, harmoniums etc.					
32202	Musical instruments & parts.	10				
323	Sports goods	382	14806	260326	246023	503
3230	Sports goods	382	14806	260326	246023	503
32301	Foot balls.	120	254	284	30	
32302	Rackets, bats.	31	503			503
32309	Other sports articles/ equipment etc.	231	14049	260042	245993	
324	Games & toys	13				
3240	Games & toys	13				
32401	Dolls, toy animals etc.	13				
325	Medical & dental instruments & supplies	906	11408	15697	10863	6575
3250	Medical & dental instruments & supplies	906	11408	15697	10863	6575
32501	Surgical drapes/ sterile string etc	22				
32505	Surgical, dental/ veterinary furniture.	6	341	341		
32506	Dental instruments/ orthopaedic devices	46	274	10440	10166	
32509	Others n.e.c.	832	10793	4916	697	6575
329	Other manufacturing n.e.c.	56	209	135691	135482	
3290	Other manufacturing n.e.c.	56	209	135691	135482	
32902	Brooms & brushes.	24	209	135691	135482	
32903	Pens, pencils & stamps etc.	13				
32909	Others n.e.c.	19				

TABLE - 9.0 **RECEIPTS FROM OTHER ACTIVITIES** **PAKISTAN**

2015-16

Value in '000' Rs

Industry Code	Industry Major Groups & Industries	No. of establishments	Receipts from other non-Industrial Activities		
			Total Non-Industrial Receipts	Receipts from transport services	Receipts from rental, lease of buildings, equipments and warehouses and storage, cold storage, godown etc
1	2	3	4	5	6
C	**ALL INDUSTIRES**	**42578**	**14925448**	**10669499**	**4255950**
10	FOOD PRODUCTS	5597	2265344	131881	2133463
101	Processing & preserving of meat	22	1241		1241
1010	Processing & preserving of meat	22	1241		1241
10102	Fresh, chilled or frozen meat	10			
10104 &	Meat products				
10107	Processing of animal offal	12	1241		1241
102	Processing & preserving of fish	14			
1020	Processing/ preserving of fish, molluscs	14			
10202	Fish, crustacean & mollusc products	14			
103	Processing of fruit/ vegetables	44			
1030	Processing/ preserving of fruit/ vegetables	44			
10302	Preserving of fruit, nuts or vegetables	30			
10304	Fruit or vegetable juices.	3			
10305	Jams, jellies & marmalades	11			
104	Vegetable & animal oils/ fats	843	1900120	4592	1895528
1040	Vegetable & animal oils & fats	843	1900120	4592	1895528
10401	Crude / refined vegetable oils	507	1897647	2888	1894758
10405	Cotton linters.	205	604	79	525
10406	Oilcakes & others	131	1869	1624	244
105	Dairy products	148	10998	515	10484
1050	Dairy products	148	10998	515	10484
10501	fresh liquid milk & milk-based drinks	26			
10504	Butter/ cheese etc.	17			
10506	Ice cream & other edible ice.	100	10998	515	10484
10509	Others n.e.c.	5			
106	Grain mill products, starches etc	3097	209233	32451	176782
1061	Grain mill products	3094	203780	32451	171329
10611	Grain milling.	1144	41374	24288	17086
10612	Rice milling.	1782	152265	7696	144569
10613	Vegetable milling	166	10141	467	9674
10614	Cereal breakfast foods	2			
1062	Starches & starch products	3	5453		5453
10621 &	Starches from rice, potatoes, maize etc.				
10623	Glucose/ glucose syrup etc	3	5453		5453
107	Other food products	1245	143560	94324	49236
1071	Bakery products	807	7016	2125	4892
10711	Bread & rolls	88	531	531	
10712	Pastry, cakes, pies etc.	100	1958		1958
10713	Rusks, biscuits & bakery products	344	4157	1416	2741
10719	Others n.e.c.	275	371	178	193
1072	Sugar	82	128176	88698	39478
10721	Sugar & sugar substitutes	82	128176	88698	39478
1073	Chocolate & sugar confectionery	86	95		95
10732	Chocolate & sugar confectionery	81	95		95
10733	Chewing gum	5			
1074	Macaroni, noodles, pasta etc.	16			
10741	Pastas/ macaroni etc	16			
1079	Other food products n.e.c.	254	8272	3501	4772
10792 &	Blending of tea & mate				
10794	Infant formula or baby foods etc	14	1504		1504
10795	Prepared foods/sandwiches, fresh pizza etc.	2			
10796	Spices, sauces & condiments	50			
10798	Processing of salt	37			
10799	Others n.e.c.	151	6768	3501	3268
108	Prepared animal feeds	184	192		192
1080	Prepared animal feeds	184	192		192
10802	Prepared feeds for farm animals	184	192		192
11	BEVERAGES	131	187175	3009	184166
110	Beverages	131	187175	3009	184166
1101 &	Distilling, rectifying/ blending of spirits				
1104	Soft drinks, mineral waters etc	131	187175	3009	184166
11010 &	Alcoholic beverages/ distilled spirits				
11041	Non-alcoholic beverages	35	17076		17076
11042	Natural mineral waters/ bottled waters	54	650		650
11043	Soft drinks like lemonade, cola etc.	42	169449	3009	166440
12	TOBACCO PRODUCTS	28			
120	Tobacco products	28			
1200	Tobacco products	28			
12001	Tobacco products & substitutes etc.	25			
12009	Others n.e.c.	3			

TABLE - 9.0 **RECEIPTS FROM OTHER ACTIVITIES** **PAKISTAN**

2015-16

Value in '000' Rs

Receipts from other industrial activities					Total receipts from other activities	Industry Code
Receipts from repair, maintenance contract, commission & other work done	Receipts from Industrial waste(Scrap & reuse etc)	Receipts from agency commission etc	Other receipts from output	Total		
7	8	9	10	11	12	1
40776532	**13881027**	**1056164**	**80715687**	**136429411**	**151354859**	**C**
3086485	2561798	20547	10710128	16378958	18644301	10
100			86328	86428	87669	101
100			86328	86428	87669	1010
			83981	83981	83981	10102
100			2347	2447	3688	10104 & 10107
						102
						1020
						10202
173581	48519		47196	269297	269297	103
173581	48519		47196	269297	269297	1030
			1814	1814	1814	10302
173581	1506		14622	189710	189710	10304
	47013		30761	77774	77774	10305
237372	637361	661	2525734	3401127	5301247	104
237372	637361	661	2525734	3401127	5301247	1040
81935	526310	627	2520435	3129306	5026953	10401
2933	40536	34	683	44186	44791	10405
152504	70515		4616	227635	229504	10406
971557	382131		2519663	3873351	3884349	105
971557	382131		2519663	3873351	3884349	1050
967046	362170		2518628	3847843	3847843	10501
255	1907			2162	2162	10504
4257	17433			21690	32688	10506
	621		1035	1656	1656	10509
1067366	816123	17132	299369	2199990	2409223	106
1067366	752217	17132	292544	2129260	2333040	1061
367700	125222	6511	157683	657115	698489	10611
603010	583946	2585	132724	1322265	1474530	10612
96657	43049	8036	2137	149879	160020	10613
						10614
	63906		6825	70731	76184	1062
	63906		6825	70731	76184	10621 & 10623
631692	651454	2754	5188281	6474181	6617740	107
37543	236356	573	176200	450672	457688	1071
168	11976			12144	12675	10711
14295	6108		734	21138	23095	10712
13812	190730	351	96970	301864	306021	10713
9267	27541	222	78496	115527	115898	10719
	311243		4702631	5013874	5142051	1072
	311243		4702631	5013874	5142051	10721
3157	10712	1013	128900	143782	143877	1073
3157	10712	1013	128900	143782	143877	10732
						10733
	555			555	555	1074
	555			555	555	10741
590993	92588	1167	180550	865298	873570	1079
	68096		151	68247	69751	10792 & 10794
						10795
6616	285		157963	164864	164864	10796
	533			533	533	10798
584377	23674	1167	22436	631654	638422	10799
4815	26211		43557	74583	74775	108
4815	26211		43557	74583	74775	1080
4815	26211		43557	74583	74775	10802
71008	658312	201	646075	1375596	1562771	11
71008	658312	201	646075	1375596	1562771	110
71008	658312	201	646075	1375596	1562771	1101 & 1104
70907	23675		366577	461159	478235	11010 & 11041
	314		4057	4371	5021	11042
100	634323	201	275442	910066	1079514	11043
52731		266	532891	585888	585888	12
52731		266	532891	585888	585888	120
52731		266	532891	585888	585888	1200
52731		266	532891	585888	585888	12001
						12009

TABLE - 9.0 **RECEIPTS FROM OTHER ACTIVITIES** **PAKISTAN**

2015-16

Value in '000' Rs

Industry Code	Industry Major Groups & Industries	No. of establishments	Receipts from other non-Industrial Activities		
			Total Non-Industrial Receipts	Receipts from transport services	Receipts from rental, lease of buildings, equipments and warehouses and storage, cold storage, godown etc
1	2	3	4	5	6
13	TEXTILES	7503	473986	11725	462260
131	Spinning, weaving, finishing of textile	5819	462012	9120	452892
1311	Spinning of textile fibres	828	304520	4171	300350
13112	Spinning of yarn or thread	828	304520	4171	300350
1312	Weaving of textiles	4442	147298	4882	142417
13121	Broad woven fabrics	4130	142993	2396	140598
13122	Other broad woven fabrics etc.	2	1819		1819
13129	Others n.e.c.	310	2486	2486	
1313	Finishing of textiles	549	10193	67	10126
13131	Bleaching & dyeing of fabrics	549	10193	67	10126
139	Other textiles	1684	11974	2606	9368
1392	Made-up textile articles	346	209		209
13921	Madeup articles of any textile material	278	209		209
13922	Made-up furnishing articles	56			
13929	Others n.e.c.	12			
1393	Carpets & rugs	77	1634	106	1528
13930	Floor coverings like carpets, rugs etc.	77	1634	106	1528
1394	Cordage, rope, twine & netting	20			
13941 &	Twine, cordage, rope etc.				
13942	Knotted netting of twine, cordage/ rope	20			
1399	Other textiles n.e.c.	1241	10131	2499	7632
13991	Labels/ badges etc.	57			
13992	Tulles/ laces & other net fabrics	1148	10131	2499	7632
13999	Others n.e.c.	36			
14	WEARING APPAREL	2371	51158	354	50804
141	Wearing apparel	2147	51158	354	50804
1410	Wearing apparel	2147	51158	354	50804
14101	Wearing apparel of leather	184	55		55
14102	Outerwear/ work wear	1284	36583		36583
14103	Underwear/ nightwear	166	8189	354	7835
14104	Babies' garments/ tracksuits etc.	20			
14105 &	Other clothing accessories				
14109	Others n.e.c.	493	6331		6331
143	Knitted & crocheted apparel	224			
1430	Knitted & crocheted apparel	224			
14301	Knitted or crocheted wearing apparel	30			
14302	Hosiery, socks, tights & pantyhose etc	194			
15	LEATHER PRODUCTS	1150	18509	10	18499
151	Tanning of leather & leather products	398	8991		8991
1511	Tanning & dressing of leather	346	8991		8991
15111	Tanning/ dressing of hides & skins	341	8991		8991
15119	Others n.e.c.	5			
1512	Luggage, h&bags, saddlery etc.	52			
15121	Luggage, h&bags etc.	27			
15122	Articles of leather etc.	25			
152	Footwear	752	9517	10	9507
1520	Footwear	752	9517	10	9507
15201	Footwear	746	9517	10	9507
15202	Leather parts of footwear etc.	6			
16	WOOD AND WOOD PRODUCTS	642	12317	4990	7327
161	Sawmilling & planning of wood	147	902	902	
1610	Sawmilling & planning of wood	147	902	902	
16101 &	Sawing & planning of wood				
16102	Wooden railway sleepers	147	902	902	
162	Products of wood, cork, straw etc.	495	11416	4088	7327
1621	Veneer sheets & wood-based panels	82	46		46
16211	Manufacture of veneer sheets	6			
16212	Plywood/ veneer panel/ laminated sheets	50	46		46
16213	Particle board/ densified wood etc.	26			
1622	Builders' carpentry & joinery	123	3511	247	3263
16221	Wooden goods of construction industry	123	3511	247	3263
1623	Wooden containers	182	7401	3596	3805
16231	Packing boxes, crates, drums of wood	182	7401	3596	3805
1629	Other wood products	108	458	245	213
16291	Wood products	108	458	245	213
17	PAPER AND PAPER PRODUCTS	787	24517	4554	19963
170	Paper & paper products	787	24517	4554	19963
1701	Pulp, paper & paperboard	267	2279	171	2109
17013	Paper & paperboard	259	2279	171	2109
17019	Others n.e.c.	8			

TABLE - 9.0 **RECEIPTS FROM OTHER ACTIVITIES** **PAKISTAN**

2015-16

Value in '000' Rs

Receipts from other industrial activities						
Receipts from repair, maintenance contract, commission & other work done	Receipts from Industrial waste(Scrap & reuse etc)	Receipts from agency commission etc	Other receipts from output	Total	Total receipts from other activities	Industry Code
7	8	9	10	11	12	1
27225119	3135313	19913	21191094	51571439	52045425	13
26054320	2967596	11695	19878936	48912546	49374558	131
6360202	1884350	6307	14933397	23184256	23488776	1311
6360202	1884350	6307	14933397	23184256	23488776	13112
5464426	564632	3759	4245520	10278337	10425636	1312
5327871	531323	3759	4153839	10016792	10159785	13121
			10736	10736	12555	13122
136555	33310		80945	250810	253296	13129
14229692	518614	1629	700019	15449953	15460146	1313
14229692	518614	1629	700019	15449953	15460146	13131
1170800	167717	8218	1312158	2658893	2670867	139
924936	121211		1260907	2307054	2307263	1392
841487	116665		1251950	2210103	2210312	13921
76116	3997		8957	89070	89070	13922
7333	548			7881	7881	13929
3648	3344	146	776	7914	9548	1393
3648	3344	146	776	7914	9548	13930
14904	2215		1787	18906	18906	1394
14904	2215		1787	18906	18906	13941 & 13942
227312	40946	8073	48688	325019	335150	1399
5574	16703		20083	42360	42360	13991
210727	19614	8073	24414	262827	272958	13992
11011	4630		4191	19832	19832	13999
1460320	525842	12806	4502908	6501877	6553035	14
870570	488300	12806	4401100	5772775	5823933	141
870570	488300	12806	4401100	5772775	5823933	1410
66518	16350	859	332249	415976	416031	14101
776822	381854	11881	4047063	5217620	5254203	14102
18720	24309	11	18903	61944	70133	14103
	4213			4213	4213	14104
8509	61573	55	2885	73022	79353	14105 & 14109
589751	37542		101809	729102	729102	143
589751	37542		101809	729102	729102	1430
98354	34129			132483	132483	14301
491396	3413		101809	596619	596619	14302
184962	1027908		631474	1844344	1862853	15
154866	970404		525362	1650633	1659624	151
138822	965504		509614	1613940	1622931	1511
138822	965504		509614	1613940	1622931	15111
						15119
16044	4900		15749	36693	36693	1512
16044	4900			20944	20944	15121
			15749	15749	15749	15122
30096	57503		106112	193712	203229	152
30096	57503		106112	193712	203229	1520
30096	57503		106112	193712	203229	15201
						15202
114572	55078	9064	26966	205679	217997	16
24304	10741	5525	7661	48232	49134	161
24304	10741	5525	7661	48232	49134	1610
24304	10741	5525	7661	48232	49134	16101 & 16102
90268	44337	3539	19304	157447	168863	162
309	1554		14675	16538	16585	1621
309	619		14671	15600	15646	16211 16212
	935		3	939	939	16213
39862	8249		190	48301	51812	1622
39862	8249		190	48301	51812	16221
24912	17442	3539	4439	50332	57733	1623
24912	17442	3539	4439	50332	57733	16231
25185	17092			42276	42734	1629
25185	17092			42276	42734	16291
170814	200491	46	1628592	1999943	2024460	17
170814	200491	46	1628592	1999943	2024460	170
70397	93675		82122	246195	248475	1701
70397	88024		82122	240544	242824	17013
	5651			5651	5651	17019

TABLE - 9.0 **RECEIPTS FROM OTHER ACTIVITIES** **PAKISTAN**

2015-16

Value in '000' Rs

Industry Code	Industry Major Groups & Industries	No. of establishments	Receipts from other non-Industrial Activities		
			Total Non-Industrial Receipts	Receipts from transport services	Receipts from rental, lease of buildings, equipments and warehouses and storage, cold storage, godown etc
1	2	3	4	5	6
1702	Corrugated paper/ paperboard & containers	483	22238	4383	17855
17021	Corrugated paper/ paperboard containers	472	22114	4260	17855
17022	Sacks, bags & similar articles of paper	11	123	123	
1709	Other articles of paper & paperboard	37			
17091	Personal hygiene paper product	23			
17099	Others n.e.c.	14			
18	PRINTING/REPRODUCTION OF RECORDED MEDIA	422	36158	121	36037
181	Printing	422	36158	121	36037
1811	Printing	418	36158	121	36037
18111	Printing of newspapers/ magazines	78	2794		2794
18112	Printing of books, brochures, maps etc	172	5246		5246
18113	Printing of postage stamps, cheques etc	3	27633		27633
18114	Printing of diaries & calendars etc	14			
18115	Printing on textile, glass, metal, wood	146	485	121	364
18119	Other printing n.e.c.	5			
1812	Service related to printing	4			
18121 &	Binding of printed sheets				
18123 &	Plate/image-making setting services				
18124	Preparation of plates & dies	4			
19	COKE AND REFINED PETROLEUM PRODUCTS	69	9154122	8856751	297371
192	Refined petroleum products	69	9154122	8856751	297371
1920	Refined petroleum products	69	9154122	8856751	297371
19201	Production of motor fuel/ kerosene etc.	8	9153607	8856370	297236
19203 &	Oil-based lubricating oils or greases				
19205	White spirit, vaseline, paraffin wax	55	515	381	134
19207	Blending of bio fuels	6			
20	CHEMICALS AND CHEMICAL PRODUCTS	947	139947	8009	131938
201	Basic chemicals, fertilizers etc.	379	85231	7506	77724
2011	Basic chemicals	219	9443	7506	1937
20111	Inorganic industrial/ medical gases	75			
20112	Dyes & pigments in basic form	41	7506	7506	
20113	Manufacture of inorganic acids & bases	35	1418		1418
20114	Chemical elements & other inorganic compounds	2			
20115	Basic organic chemicals	46	519		519
20119	Others n.e.c.	20			
2012	Fertilizers & nitrogen compounds	23	21112		21112
20121 &	Fertilizers				
20122	Nitrogen products	23	21112		21112
2013	Plastics & synthetic rubber	137	54675		54675
20131	Plastics in primary forms	137	54675		54675
202	Other chemical products	560	54317	103	54214
2021	Pesticides/ agrochemical products etc	63			
20211	Insecticides/ fungicides/ herbicides	61			
20219	Other agrochemical products n.e.c.	2			
2022	Paints, varnishes & printing ink etc.	133	535		535
20221	Paints & varnishes etc	123	535		535
20225	Caulking compounds etc	2			
20227	Printing ink	8			
2023	Soap, perfumes & toilet preparations	229	52091		52091
20232	Soap	139	264		264
20234	Detergent, dish-washing preparation etc	19	44138		44138
20235	Cleaning & polishing products	10	1674		1674
20236 &	Perfumes & toilet preparations				
20239	Others n.e.c.	61	6015		6015
2029	Other chemical products n.e.c.	135	1690	103	1588
20291	Propellant powders/ explosives	29	35	12	24
20292 &	Gelatine/ glues & prepared adhesives				
20293	Aromatic/odoriferous/distilled waters products	47			
20294	Photographic plates, films etc	3	1564		1564
20298	Matches	24			
20299	Others n.e.c.	32	91	91	
203	Man-made fibres	8	400	400	
2030	Man-made fibres	8	400	400	
20301	Synthetic or artificial filament tow	3	400	400	
20303	Synthetic or artificial filament yarn	5			
21	BASIC PHARMACEUTICAL PRODUCTS	608	65927	7665	58262
210	Pharmaceuticals	608	65927	7665	58262
2100	Pharmaceuticals	608	65927	7665	58262
21001	Medicinal active substances	535	23906	1390	22517
21003	Medicaments/ homeopathic preparations	57	31322		31322
21009	Other such activities n.e.c.	16	10698	6275	4423

TABLE - 9.0 **RECEIPTS FROM OTHER ACTIVITIES** **PAKISTAN**

2015-16

Value in '000' Rs

Receipts from other industrial activities						
Receipts from repair, maintenance contract, commission & other work done	Receipts from Industrial waste(Scrap & reuse etc)	Receipts from agency commission etc	Other receipts from output	Total	Total receipts from other activities	Industry Code
7	8	9	10	11	12	1
100416	91785	46	1542761	1735009	1757247	1702
98005	77145	46	1542761	1717958	1740072	17021
2411	14640			17051	17175	17022
	15030		3709	18739	18739	1709
	11607			11607	11607	17091
	3423		3709	7132	7132	17099
1224219	52286	71	884119	2160694	2196853	18
1224219	52286	71	884119	2160694	2196853	181
1224219	52286	71	884119	2160694	2196853	1811
	7792		248455	256247	259041	18111
209197	22819	71	986	233073	238320	18112
550031			582326	1132357	1159990	18113
193441	2455			195896	195896	18114
271550	19119		52351	343021	343506	18115
	100			100	100	18119
						1812
						18121 &
						18123 &
						18124
16013	50687	8100	4907442	4982242	14136363	19
16013	50687	8100	4907442	4982242	14136363	192
16013	50687	8100	4907442	4982242	14136363	1920
	47919	8100	4868227	4924246	14077853	19201
						19203 &
16013	2768		39214	57996	58511	19205
						19207
861382	900994	425458	14046111	16233946	16373893	20
235218	447825	342947	13208192	14234182	14319412	201
5337	143405	2927	857873	1009542	1018985	2011
170	76296		47824	124290	124290	20111
557	37677	2927	182937	224097	231604	20112
1147	17886		290238	309271	310689	20113
						20114
	10419		336874	347293	347812	20115
3463	1127			4590	4590	20119
223371	171014	334769	12196599	12925753	12946865	2012
						20121 &
223371	171014	334769	12196599	12925753	12946865	20122
6510	133406	5251	153720	298887	353562	2013
6510	133406	5251	153720	298887	353562	20131
621064	451412	81861	837919	1992256	2046572	202
72069	5320	171	67620	145180	145180	2021
72069	5320	171	67620	145180	145180	20211
						20219
22024	53694	7684	259935	343336	343871	2022
22024	47478	7684	246956	324141	324676	20221
						20225
	6216		12979	19195	19195	20227
525647	291176	74007	445257	1336086	1388177	2023
839	216097		182006	398943	399206	20232
19458		38575	253955	311988	356126	20234
			1116	1116	2791	20235
						20236 &
505350	75079	35431	8179	624039	630054	20239
1324	101222		65107	167653	169344	2029
	70388		27104	97492	97527	20291
						20292 &
	11343		76	11419	11419	20293
			8439	8439	10003	20294
316	16122		4835	21273	21273	20298
1009	3369		24654	29031	29122	20299
5100	1758	650		7508	7908	203
5100	1758	650		7508	7908	2030
5100	300	50		5450	5850	20301
	1458	600		2058	2058	20303
146245	159091	170395	8284433	8760165	8826091	21
146245	159091	170395	8284433	8760165	8826091	210
146245	159091	170395	8284433	8760165	8826091	2100
146245	155988	169958	8176044	8648235	8672141	21001
	165		107617	107783	139105	21003
	2938	438	772	4147	14845	21009

TABLE - 9.0 **RECEIPTS FROM OTHER ACTIVITIES** **PAKISTAN**

2015-16

Value in '000' Rs

Industry Code	Industry Major Groups & Industries	No. of establishments	Receipts from other non-Industrial Activities		
			Total Non-Industrial Receipts	Receipts from transport services	Receipts from rental, lease of buildings, equipments and warehouses and storage, cold storage, godown etc
1	2	3	4	5	6
22	RUBBER AND PLASTICS PRODUCTS	1201	59912	33679	26233
221	Rubber products	129	97		97
2211	Rubber tyres & tubes	22			
22111	Rubber tyres	20			
22112	Inner tubes for tyres	2			
2219	Other rubber products	107	97		97
22191	Other products of rubber	107	97		97
222	Plastics products	1072	59814	33679	26136
2220	Plastics products	1072	59814	33679	26136
22201	Plastic products for packing of goods	614	57783	33679	24105
22202	Builders' plastics ware	67			
22203	Plastic tableware, kitchenware etc	202	581		581
22209	Other diverse plastic products	189	1450		1450
23	OTHER NON-METALLIC MINERAL PRODUCTS	12866	1432210	1306466	125744
231	Glass & glass products	96	7381		7381
2310	Glass & glass products	96	7381		7381
23101	Flat glass/ glass paving blocks	48	689		689
23102	Glass mirror/ bottle/ drinking glass	17	6585		6585
23103	Pharmaceutical glassware etc.	9			
23109	Others glass products n.e.c.	22	107		107
239	Non-metallic mineral products n.e.c.	12770	1424829	1306466	118363
2391	Refractory products	5			
23912	Manufacture of refractory ceramic goods	5			
2392	Clay building materials	10095	1392989	1295023	97966
23921	Ceramic tiles, mosaic cubes etc.	4	218	218	
23922	Non-refractory clay building materials	10053	1392771	1294805	97966
23923	Ceramic sanitary fixtures	38			
2393	Other porcelain & ceramic products	175	571		571
23931	Ceramic tableware & domestic articles	168	571		571
23932	Electrical fittings of ceramics etc.	2			
23939	Other porcelain & ceramic products	5			
2394	Cement, lime & plaster	77	10035		10035
23941	Clinkers & hydraulic cement	21	10035		10035
23943	Plasters of calcined gypsum/ sulphate	56			
2395	Articles of concrete, cement & plaster	1088	5972	3687	2285
23951 &	Precast concrete, cement or stone				
23952	Structural component of cement, concrete	1008	5972	3687	2285
23959	Other articles of concrete or cement	80			
2396	Cutting, shaping & finishing of stone	1310	15262	7755	7507
23961	Cutting, shaping & finishing of stone	1310	15262	7755	7507
2399	Other non-metallic mineral products	20			
23991	Millstones/abrasive products and polishing	7			
23993	Mineral insulating materials	2			
23995 &	Articles of asphalt etc				
23999	Manufacture of other such products n.e.c.	11			
24	BASIC METALS	943	260207	3053	257154
241	Basic iron & steel	662	259884	2730	257154
2410	Basic iron & steel	662	259884	2730	257154
24102 &	Pig iron/spiegeleisen/ferro-alloys & ferrous products				
24103	Pure iron, granular iron & iron powder	2	3055		3055
24104	Remelting of scrap ingot of iron/ steel	77	139	139	
24106	Hot/cold-rolled products of steel	457	46587	2591	43996
24108	Welded tubes & pipes of steel	108	210102		210102
24109	Others n.e.c.	18			
242	Basic precious & non-ferrous metals	108			
2420	Basic precious & non-ferrous metals	108			
24202	Aluminium & alloys	63			
24203	Lead, zinc, tin & alloys from ores	4			
24205	Copper alloys	39			
24206	Chrome, manganese, nickel & alloys etc	2			
243	Casting of metals	173	323	323	
2431	Casting of iron & steel	163	323	323	
24311	Casting of iron	126	323	323	
24312	Casting of steel	37			
2432	Casting of non-ferrous metals	10			
24324	Casting of precious metal castings	10			
25	FABRICATED METAL PRODUCTS	1775	59134	8345	50789
251	Structural metal products etc	435	24258	1986	22272
2511	Structural metal products	387	22805	1974	20832
25111	Metal framework/ skeleton etc	27			
25112	Metal door, window, shutter, gates etc	305	22805	1974	20832
25119	Others n.e.c.	55			

TABLE - 9.0 **RECEIPTS FROM OTHER ACTIVITIES** **PAKISTAN**

2015-16

Value in '000' Rs

Receipts from other industrial activities						
Receipts from repair, maintenance contract, commission & other work done	Receipts from Industrial waste(Scrap & reuse etc)	Receipts from agency commission etc	Other receipts from output	Total	Total receipts from other activities	Industry Code
7	8	9	10	11	12	1
96921	134445	3078	555865	790310	850221	22
1513	4456	10	73081	79061	79158	221
			70330	70330	70330	2211
			70330	70330	70330	22111
						22112
1513	4456	10	2751	8731	8828	2219
1513	4456	10	2751	8731	8828	22191
95408	129989	3068	482784	711249	771063	222
95408	129989	3068	482784	711249	771063	2220
31394	99454	3068	480462	614379	672162	22201
12688	1277			13964	13964	22202
14690	16399			31089	31670	22203
36636	12859		2322	51817	53267	22209
1671313	1348634	119889	6945766	10085603	11517813	23
300	6574	1169	264002	272046	279427	231
300	6574	1169	264002	272046	279427	2310
	829	1169	249735	251733	252422	23101
300	5745			6045	12630	23102
			14268	14268	14268	23103
					107	23109
1671013	1342060	118720	6681764	9813557	11238386	239
500	500		500	1500	1500	2391
500	500		500	1500	1500	23912
380694	1064674	117312	108046	1670726	3063715	2392
11555			48520	60075	60293	23921
361694	1059976	117312	59476	1598458	2991228	23922
7445	4699		50	12193	12193	23923
151141	2857		11331	165329	165900	2393
151141	2605			153745	154316	23931
			11331	11331	11331	23932
	253			253	253	23939
	136297		6528463	6664760	6674796	2394
	136297		6528463	6664760	6674796	23941
						23943
734089	37006	1348	32801	805245	811217	2395
						23951 &
691256	31834	1348	32801	757240	763212	23952
42833	5172			48005	48005	23959
404146	100423		562	505131	520393	2396
404146	100423		562	505131	520393	23961
443	302	60	60	865	865	2399
						23991
						23993
						23995 &
443	302	60	60	865	865	23999
1065270	1570321	5477	2346473	4987542	5247748	24
980241	1553236	5477	2344976	4883929	5143813	241
980241	1553236	5477	2344976	4883929	5143813	2410
						24102 &
1991	7081		9214	18286	21341	24103
17494	35769	1559	250	55072	55211	24104
458546	1305520	2249	2165175	3931489	3978076	24106
497411	204866	1669	170337	874283	1084385	24108
4800				4800	4800	24109
65107	2610		1498	69215	69215	242
65107	2610		1498	69215	69215	2420
	2008		1498	3506	3506	24202
						24203
65107	602			65709	65709	24205
						24206
19922	14475			34397	34720	243
19922	14475			34397	34720	2431
15877	9447			25324	25646	24311
4046	5028			9074	9074	24312
						2432
						24324
310199	226307	58417	219866	814789	873923	25
76689	30078	7863	180888	295517	319775	251
71131	25240	7863	174376	278610	301416	2511
	552	4557		5108	5108	25111
65034	21971	3306	3593	93904	116709	25112
6098	2717		170783	179598	179598	25119

TABLE - 9.0 **RECEIPTS FROM OTHER ACTIVITIES** **PAKISTAN**

2015-16

Value in '000' Rs

Industry Code	Industry Major Groups & Industries	No. of establishments	Receipts from other non-Industrial Activities		
			Total Non-Industrial Receipts	Receipts from transport services	Receipts from rental, lease of buildings, equipments and warehouses and storage, cold storage, godown etc
1	2	3	4	5	6
2512	Tanks, reservoirs & containers of metal	39	12	12	
25121	Reservoirs, tanks & containers of metal	6			
25122	Metal containers for gas	31	12	12	
25123	Central heating boilers & radiators	2			
2513	Steam generators	9	1440		1440
25131	Steam/ vapour generator, condenser etc	6			
25132	Parts for marine or power boilers/ nuclear reactors etc.	3	1440		1440
252	Weapons & ammunition	38	28647	4588	24059
2520	Weapons & ammunition	38	28647	4588	24059
25201 &	Heavy weapons				
25202	Small arms	38	28647	4588	24059
259	Other fabricated metal products	1302	6230	1771	4458
2592	Treatment & coating of metals	5			
25921 &	Plating, anodizing, s&blasting etc.				
25922	Colouring/engraving, non-metallic coating metals	5			
2593	Cutlery, h& tools & general hardware	452	2319	171	2147
25931	Cutlery	245	684	71	613
25932	Knives, h& tools, saw blades etc	133	1634	100	1534
25933	Padlocks, locks, keys, hinges etc	57			
25934	Other tools of such nature n.e.c.	17			
2599	Other fabricated metal products n.e.c.	845	3911	1600	2311
25991	Cans, drums, buckets, boxes, tins etc	95	559	559	
25992	Uninsulated or insulated metal cable	4			
25993	Nails, bolts, screws, nuts, chains etc.	118	51	13	38
25994	Metal household articles	307	1615		1615
25995	Metal goods for office use	48	1400	1000	400
25996	Safes, strongboxes, armoured doors etc.	85			
25997	Various metal articles	106	286	28	258
25999	Others n.e.c.	82			
26	COMPUTER, ELECTRONIC AND OPTICAL PRODUCTS	38			
261	Electronic components & boards	8			
2610	Electronic components & boards	8			
26101 &	Capacitors, resistors, microprocessors				
26109	Others n.e.c.	8			
263	Communication equipment	7			
2630	Communication equipment	7			
26301	Telephones pbx, facsimile equipment etc	2			
26303	Cable television equipment, antenna etc	5			
264	Consumer electronics	8			
2640	Consumer electronics	8			
26402	Televisions, monitors & displays	2			
26409	Others n.e.c.	6			
265	Measuring equipment; watches/ clocks	13			
2651	Measuring, navigating/ control equipment	9			
26514	Measuring & control equipment	2			
26516	Scales, balances & laboratory apparatus	2			
26519	Manufacture of others n.e.c.	5			
2652	Watches & clocks	4			
26521	Watches & clocks	4			
266 &	Electro medical/ electrotherapeutic equipment				
268	Magnetic & optical media	2			
2660 &	Irradiation, electro medical equipment				
2680	Magnetic & optical media	2			
26602 &	Electro medical/ electrotherapeutic equipment				
26801	Audio & video tapes/ cassettes	2			
27	ELECTRICAL EQUIPMENT	768	52418	598	51820
271	Electric motor, generator, transformer	148	3882	132	3750
2710	Electric motors, generators, transformers etc.	148	3882	132	3750
27101	Electric transformers	23			
27102	Electric motors/ power generators etc	19	3407		3407
27103	Electric power distribution panel etc.	64	475	132	343
27104	Switchboard apparatus, fuses, switches	2			
27109	Others n.e.c.	40			
272	Batteries & accumulators	24	860		860
2720	Batteries & accumulators	24	860		860
27203	Lead acid/ lithium/ dry/ wet batteries	24	860		860
273	Wiring & wiring devices	120	35797	351	35446
2731 &	Fibre optic cables				
2732	Other electric wires & cables	120	35797	351	35446
27310 &	Fibre optic cable for data transmission etc.				
27320	Insulated wire & cable	120	35797	351	35446
274	Electric lighting equipment	43			
2740	Electric lighting equipment	43			
27401	Lamps, bulbs, ch&eliers,lanterns etc.	14			
27409	Others n.e.c.	29			

TABLE - 9.0 **RECEIPTS FROM OTHER ACTIVITIES** **PAKISTAN**

2015-16

Value in '000' Rs

Receipts from other industrial activities						
Receipts from repair, maintenance contract, commission & other work done	Receipts from Industrial waste(Scrap & reuse etc)	Receipts from agency commission etc	Other receipts from output	Total	Total receipts from other activities	Industry Code
7	8	9	10	11	12	1
248	3759			4007	4019	2512
						25121
248	3759			4007	4019	25122
						25123
5309	1079		6512	12900	14340	2513
5309				5309	5309	25131
	1079		6512	7591	9031	25132
	13353		12725	26078	54725	252
	13353		12725	26078	54725	2520
						25201 &
	13353		12725	26078	54725	25202
233510	182876	50554	26253	493193	499423	259
						2592
						25921 &
						25922
159392	48013	50498	18371	276274	278593	2593
115793	16299		17238	149330	150014	25931
29088	28986	50498	1133	109705	111340	25932
14191	1913			16103	16103	25933
321	815			1136	1136	25934
74118	134864	56	7882	216919	220830	2599
20076	6371		6577	33024	33583	25991
	167			167	167	25992
11506	5476		389	17371	17422	25993
10985	5601			16586	18201	25994
4430	3494		726	8650	10050	25995
3680	33251	56		36987	36987	25996
21180	75645		190	97014	97300	25997
2262	4859			7121	7121	25999
441055	1118		3958	446130	446130	26
12	718			730	730	261
12	718			730	730	2610
						26101 &
12	718			730	730	26109
						263
						2630
						26301
						26303
386043			1337	387380	387380	264
386043			1337	387380	387380	2640
			1337	1337	1337	26402
386043				386043	386043	26409
55000	400			55400	55400	265
55000	400			55400	55400	2651
2000	400			2400	2400	26514
						26516
53000				53000	53000	26519
						2652
						26521
						266 &
			2621	2621	2621	268
						2660 &
			2621	2621	2621	2680
						26602 &
			2621	2621	2621	26801
1275253	184606	23800	573229	2056888	2109306	27
1075055	51135	330	101640	1228160	1232041	271
1075055	51135	330	101640	1228160	1232041	2710
964515	8709		28326	1001550	1001550	27101
704	4680	330	2375	8089	11496	27102
39785	36167		70939	146891	147366	27103
	130			130	130	27104
70051	1449			71500	71500	27109
3389	45676		288887	337952	338812	272
3389	45676		288887	337952	338812	2720
3389	45676		288887	337952	338812	27203
1424	28353	16762	160896	207435	243232	273
						2731 &
1424	28353	16762	160896	207435	243232	2732
						27310 &
1424	28353	16762	160896	207435	243232	27320
	97	6708		6805	6805	274
	97	6708		6805	6805	2740
	97	6708		6805	6805	27401
						27409

TABLE - 9.0 **RECEIPTS FROM OTHER ACTIVITIES** **PAKISTAN**

2015-16

Value in '000' Rs

Industry Code	Industry Major Groups & Industries	No. of establishments	Receipts from other non-Industrial Activities		
			Total Non-Industrial Receipts	Receipts from transport services	Receipts from rental, lease of buildings, equipments and warehouses and storage, cold storage, godown etc
1	2	3	4	5	6
275	Domestic appliances	409	11880	115	11764
2750	Domestic appliances	409	11880	115	11764
27501	Domestic electric appliances	357	11880	115	11764
27502	Domestic electrothermic appliances	6			
27503	Domestic non-electric cooking equipment	46			
279	Other electrical equipment	24			
2790	Other electrical equipment	24			
27901	Battery chargers & electrical bells etc	4			
27909	Others n.e.c.	20			
28	MACHINERY AND EQUIPMENT N.E.C.	875	69643	3294	66348
281	General-purpose machinery	384	22280	60	22220
2811	Engines & turbines	5			
28112	Turbines & parts etc	5			
2813	Other pumps, compressors, taps & valves	164	5362		5362
28131	Air or vacuum pumps/ compressors	2			
28132	Pumps for liquids	112	5362		5362
28133	Pumps for engines/ motor vehicle pumps	11			
28134	Industrial taps/ valves & h& pump etc	39			
2814	Bearings, gears, gearing etc	6			
28143	Gears, pulleys & transmission chain etc	6			
2815 &	Ovens, furnaces & furnace burners				
2816	Lifting & h&ling equipment	40	187	60	127
28151 &	Electrical & other furnaces, ovens,burners etc.				
28161	Lifting, h&ling, loading machinery	40	187	60	127
2819	Other general-purpose machinery	169	16731		16731
28191	Industrial freezing equipment etc.	22			
28192	Weighing, packing & wrapping machinery	18	2888		2888
28193	Filtering or purifying machinery	16			
28198	Parts for general-purpose machinery	69			
28199	Others n.e.c.	44	13842		13842
282	Special-purpose machinery	491	47363	3234	44128
2821	Agricultural & forestry machinery	349	28297	3234	25062
28211	Tractors	16	13010		13010
28213	Agricultural trailers or semi-trailers	28	108		108
28214	Soil preparation, planting machinery	49	111	111	
28215 &	Harvesting or threshing machinery				
28216 &	Milking machines				
28217	Spraying machinery	57			
28219	Diverse agricultural machinery	199	15067	3123	11944
2822	Metal-forming machinery & machine tools	34	300		300
28222	Tools for grinding, drilling, boring	18			
28223	Stamping or pressing machine tools	9	300		300
28224	Hydraulic presse/ forging machine etc.	5			
28227	Parts/ accessories for machine tools	2			
2824	Mining/ quarrying/ construction machinery	13			
28242	Boring, cutting & tunnelling machinery	3			
28243 &	Machinery for treating minerals				
28245 &	Manufacture of earth-moving machinery				
28246	Pile drivers/ mortar spreaders etc.	10			
2825	Food, beverage & tobacco machinery	29			
28253	Grain milling machinery	10			
28256	Machinery for extractionof animal/vegetable fats/oils	2			
28259	Food processing machinery	17			
2826	Textile, apparel & leather machinery	63	18766		18766
28261	Textile machinery	35	18766		18766
28262	Equipment for textile machinery	4			
28266	Sewing machines	24			
2829	Other special-purpose machinery	3			
28291 &	Machinery for paper pulp,paperboard product etc				
28292	Rubber & plastic products machinery				
28299	Others n.e.c.	3			
29	MOTOR VEHICLES, TRAILERS AND SEMI	784	515437	268230	247207
291	Motor vehicles	26	309373	265483	43890
2910	Motor vehicles	26	309373	265483	43890
29101	Passenger cars, commercial busses etc.	21	309373	265483	43890
29102 &	Motor vehicle engines, chassis etc.				
29103	Other motor vehicles	5			
292	Motor vehicle bodies, trailers etc	121	344	247	97
2920	Motor bodies, trailers & semi-trailers	121	344	247	97
29201	Bodies for motor vehicles	13			
29202	Trailers & semi-trailers	108	344	247	97
293	Parts & accessories for motor vehicles	637	205721	2500	203220
2930	Parts & accessories for motor vehicles	637	205721	2500	203220
29301	Parts & accessories for motor vehicles	637	205721	2500	203220

TABLE - 9.0 **RECEIPTS FROM OTHER ACTIVITIES** **PAKISTAN**

2015-16

Value in '000' Rs

Receipts from other industrial activities						
Receipts from repair, maintenance contract, commission & other work done	Receipts from Industrial waste(Scrap & reuse etc)	Receipts from agency commission etc	Other receipts from output	Total	Total receipts from other activities	Industry Code
7	8	9	10	11	12	1
195384	58871		21805	276061	287940	275
195384	58871		21805	276061	287940	2750
195384	55551		21805	272741	284621	27501
						27502
	3320			3320	3320	27503
	475			475	475	279
	475			475	475	2790
						27901
	475			475	475	27909
278263	300555	40746	841242	1460805	1530448	28
70303	33704	40490	35309	179806	202086	281
2023	520			2543	2543	2811
2023	520			2543	2543	28112
13933	14396	40490	29280	98100	103462	2813
			4130	4130	4130	28131
13445	12436	40490	23720	90092	95454	28132
	1383			1383	1383	28133
488	577		1430	2495	2495	28134
	763			763	763	2814
	763			763	763	28143
						2815 &
16948	10537		200	27685	27872	2816
						28151 &
16948	10537		200	27685	27872	28161
37399	7488		5829	50715	67446	2819
1399	451		1951	3800	3800	28191
1015	753			1769	4657	28192
683	778			1461	1461	28193
10977	405			11382	11382	28198
23325	5101		3878	32303	46146	28199
207960	266852	256	805933	1281000	1328362	282
67427	72235	56	15038	154757	183053	2821
2845	37762		14920	55526	68537	28211
7170	3093			10264	10372	28213
8200	4672	56	56	12983	13094	28214
						28215 &
						28216 &
18097	1576			19673	19673	28217
31115	25132		63	56311	71377	28219
5191	11125	200	56	16572	16872	2822
191	5787		56	6034	6034	28222
5000	3293	200		8493	8793	28223
						28224
	2044			2044	2044	28227
187	7464		5545	13195	13195	2824
	7419		5545	12964	12964	28242
						28243 &
						28245 &
187	45			232	232	28246
12416	168068		338	180823	180823	2825
	558		338	897	897	28253
2100				2100	2100	28256
10316	167510			177826	177826	28259
122739	7939		784955	915633	934399	2826
122116	5204		784955	912275	931041	28261
	760			760	760	28262
623	1975			2598	2598	28266
	20			20	20	2829
						28291 &
						28292
	20			20	20	28299
627732	348875	132500	781939	1891046	2406483	29
	33721	120447	382152	536321	845694	291
	33721	120447	382152	536321	845694	2910
	33721	120447	382152	536321	845694	29101
						29102 &
						29103
46748	11624			58372	58716	292
46748	11624			58372	58716	2920
39251				39251	39251	29201
7497	11624			19121	19464	29202
580983	303531	12053	399786	1296353	1502074	293
580983	303531	12053	399786	1296353	1502074	2930
580983	303531	12053	399786	1296353	1502074	29301

TABLE - 9.0 **RECEIPTS FROM OTHER ACTIVITIES** **PAKISTAN**

2015-16

Value in '000' Rs

Industry Code	Industry Major Groups & Industries	No. of establishments	Receipts from other non-Industrial Activities		
			Total Non-Industrial Receipts	Receipts from transport services	Receipts from rental, lease of buildings, equipments and warehouses and storage, cold storage, godown etc
1	2	3	4	5	6
30	OTHER TRANSPORT EQUIPMENT	181	7659	44	7615
302 &	Railway locomotives & rolling stock				
309	Transport equipment n.e.c.	181	7659	44	7615
3020 &	Railway locomotives & rolling stock				
3091	Motorcycles	170	7659	44	7615
30202 &	Railway or tramway coaches services etc.				
30911	Motorcycles, engines for motorcycles	37	7659	44	7615
30912	Parts & accessories for motorcycles.	133			
3092	Bicycles & invalid carriages	11			
30921 &	Non-motorized bicycles & parts etc.				
30922	Invalid/baby carriages, their parts/accessories, etc.	11			
31	FURNITURE	1462	23933	5016	18917
310	Furniture	1462	23933	5016	18917
3100	Furniture	1462	23933	5016	18917
31001 &	Furniture & fixtures.				
31002	Furniture for shops/churches, schools, restaurants	623	20800	3960	16840
31003	manufacture of office furniture	13			
31004	Furniture for kitchen bedrooms etc.	824	3133	1056	2077
31005	Laboratory benches/ laboratory furniture	2			
32	OTHER MANUFACTURING	1430	15737	11704	4032
321	Jewellery, bijouterie etc	63			
3211	Jewellery & related articles	27			
32113 &	Jewellery, goldsmiths' articles.				
32114	Metal watchs, watch straps & cigarette cases etc.	27			
3212	Imitation jewellery & related articles	36			
32121	Costume or imitation jewellery.	36			
322	Musical instruments	10			
3220	Musical instruments	10			
32201 &	Stringed instruments, harmoniums etc.				
32202	Musical instruments & parts.	10			
323	Sports goods	382	2692	86	2607
3230	Sports goods	382	2692	86	2607
32301	Foot balls.	120	2049	4	2046
32302	Rackets, bats.	31			
32309	Other sports articles/ equipment etc.	231	643	82	561
324	Games & toys	13			
3240	Games & toys	13			
32401	Dolls, toy animals etc.	13			
325	Medical & dental instruments & supplies	906	1803	598	1205
3250	Medical & dental instruments & supplies	906	1803	598	1205
32501	Surgical drapes/ sterile string etc	22			
32505	Surgical, dental/ veterinary furniture.	6			
32506	Dental instruments/ orthopaedic devices	46			
32509	Others n.e.c.	832	1803	598	1205
329	Other manufacturing n.e.c.	56	11241	11021	220
3290	Other manufacturing n.e.c.	56	11241	11021	220
32902	Brooms & brushes.	24	11241	11021	220
32903	Pens, pencils & stamps etc.	13			
32909	Others n.e.c.	19			

TABLE - 9.0 **RECEIPTS FROM OTHER ACTIVITIES** **PAKISTAN**

2015-16

Value in '000' Rs

Receipts from other industrial activities					Total receipts from other activities	Industry Code
Receipts from repair, maintenance contract, commission & other work done	Receipts from Industrial waste(Scrap & reuse etc)	Receipts from agency commission etc	Other receipts from output	Total		
7	8	9	10	11	12	1
67506	39333		898	107737	115396	30
67506	39333		898	107737	115396	302 & 309
67400	39333		898	107630	115289	3020 & 3091
55700	34558			90258	97917	30202 & 30911
11700	4775		898	17373	17373	30912
107				107	107	3092
107				107	107	30921 & 30922
306758	178921	5377	95489	586546	610479	31
306758	178921	5377	95489	586546	610479	310
306758	178921	5377	95489	586546	610479	3100
156580	120362	2874	95364	375181	395981	31001 & 31002
	470			470	470	31003
150178	58089	2503	125	210895	214028	31004
						31005
22392	220110	13	358729	601245	616982	32
800	211			1011	1011	321
800	211			1011	1011	3211
800	211			1011	1011	32113 & 32114
						3212
						32121
	247			247	247	322
	247			247	247	3220
	247			247	247	32201 & 32202
16541	123220		21320	161080	163773	323
16541	123220		21320	161080	163773	3230
9228	74955		17480	101663	103712	32301
63	6373			6435	6435	32302
7250	41892		3840	52982	53625	32309
54	70			124	124	324
54	70			124	124	3240
54	70			124	124	32401
4562	94714	13	308212	407502	409305	325
4562	94714	13	308212	407502	409305	3250
						32501
590	568			1158	1158	32505
	626			626	626	32506
3972	93520	13	308212	405718	407521	32509
435	1649		29197	31281	42523	329
435	1649		29197	31281	42523	3290
435	198		29197	29831	41072	32902
	286			286	286	32903
	1164			1164	1164	32909

TABLE - 10.0 **CENSUS VALUE ADDED** **PAKISTAN**

2015-16

Value in '000' Rs

Industry Code	Industry Major Groups & Industries	No. of establishments	Total production at basic prices	Total Industrial Cost	Census value added at basic prices	Import/Excise Duty/less subsidy
1	2	3	4	5	6	7
C	**ALL INDUSTIRES**	**42578**	**11048511873**	**7458981828**	**3574604597**	**148387057**
10	FOOD PRODUCTS	5597	2489163646	1865025922	621872380	12067018
101	Processing & preserving of meat	22	26082578	16483183	9598154	-20096
1010	Processing & preserving of meat	22	26082578	16483183	9598154	-20096
10102	Fresh, chilled or frozen meat	10	16935732	12044051	4891681	-20096
10104 &	Meat products					
10107	Processing of animal offal	12	9146846	4439132	4706472	
102	Processing & preserving of fish	14	1914486	1342692	571795	332
1020	Processing/ preserving of fish, molluscs	14	1914486	1342692	571795	332
10202	Fish, crustacean & mollusc products	14	1914486	1342692	571795	332
103	Processing of fruit/ vegetables	44	15379993	10066489	5313504	402
1030	Processing/ preserving of fruit/ vegetables	44	15379993	10066489	5313504	402
10302	Preserving of fruit, nuts or vegetables	30	4334455	2767883	1566573	
10304	Fruit or vegetable juices.	3	535871	340646	195225	
10305	Jams, jellies & marmalades	11	10509667	6957961	3551707	402
104	Vegetable & animal oils/ fats	843	639326805	520966401	116460285	7942581
1040	Vegetable & animal oils & fats	843	639326805	520966401	116460285	7942581
10401	Crude / refined vegetable oils	507	569544613	463678901	103968066	7393774
10405	Cotton linters.	205	62289811	51698923	10590284	548978
10406	Oilcakes & others	131	7492381	5588577	1901935	-171
105	Dairy products	148	252890809	143411537	109468274	609277
1050	Dairy products	148	252890809	143411537	109468274	609277
10501	fresh liquid milk & milk-based drinks	26	235066643	134216957	100849687	618697
10504	Butter/ cheese etc.	17	3510809	2720242	790567	-9518
10506	Ice cream & other edible ice.	100	14010126	6302050	7697077	94
10509	Others n.e.c.	5	303231	172288	130943	4
106	Grain mill products, starches etc	3097	663781834	520045467	143527134	-541840
1061	Grain mill products	3094	639578705	505189871	134185053	-541840
10611	Grain milling.	1144	381785319	314439092	67304853	-223670
10612	Rice milling.	1782	243969189	179938774	63878150	-345547
10613	Vegetable milling	166	13601498	10728529	2862828	27377
10614	Cereal breakfast foods	2	222698	83476	139222	
1062	Starches & starch products	3	24203129	14855595	9342081	
10621 &	Starches from rice, potatoes, maize etc.					
10623	Glucose/ glucose syrup etc	3	24203129	14855595	9342081	
107	Other food products	1245	693817808	497632584	196041664	2414048
1071	Bakery products	807	117429861	70995882	46426963	202120
10711	Bread & rolls	88	12306181	7677877	4627773	60486
10712	Pastry, cakes, pies etc.	100	4714288	2689149	2023182	-387
10713	Rusks, biscuits & bakery products	344	85401639	50228533	35168949	141966
10719	Others n.e.c.	275	15007753	10400323	4607059	54
1072	Sugar	82	377451438	301602169	75721093	1737205
10721	Sugar & sugar substitutes	82	377451438	301602169	75721093	1737205
1073	Chocolate & sugar confectionery	86	53655690	35299673	18355922	329023
10732	Chocolate & sugar confectionery	81	53526131	35210434	18315602	329020
10733	Chewing gum	5	129559	89239	40320	3
1074	Macaroni, noodles, pasta etc.	16	487376	215525	271851	6476
10741	Pastas/ macaroni etc	16	487376	215525	271851	6476
1079	Other food products n.e.c.	254	144793444	89519335	55265836	139226
10792 &	Blending of tea & mate					
10794	Infant formula or baby foods etc	14	60690957	33150983	27538470	3877
10795	Prepared foods/sandwiches, fresh pizza etc.	2	4169682	2350659	1819023	
10796	Spices, sauces & condiments	50	41634485	27669538	13964947	4090
10798	Processing of salt	37	1680486	615557	1064929	98210
10799	Others n.e.c.	151	36617834	25732597	10878468	33048
108	Prepared animal feeds	184	195969332	155077570	40891570	1662315
1080	Prepared animal feeds	184	195969332	155077570	40891570	1662315
10802	Prepared feeds for farm animals	184	195969332	155077570	40891570	1662315
11	BEVERAGES	131	218051706	123241000	94623531	16281465
110	Beverages	131	218051706	123241000	94623531	16281465
1101 &	Distilling, rectifying/ blending of spirits					
1104	Soft drinks, mineral waters etc	131	218051706	123241000	94623531	16281465
11010 &	Alcoholic beverages/ distilled spirits					
11041	Non-alcoholic beverages	35	39344784	23556184	15771523	647229
11042	Natural mineral waters/ bottled waters	54	9080141	3802237	5277253	19138
11043	Soft drinks like lemonade, cola etc.	42	169626782	95882579	73574754	15615098
12	TOBACCO PRODUCTS	28	105034665	31532217	73502448	116015550
120	Tobacco products	28	105034665	31532217	73502448	116015550
1200	Tobacco products	28	105034665	31532217	73502448	116015550
12001	Tobacco products & substitutes etc.	25	104939101	31494258	73444843	116015538
12009	Others n.e.c.	3	95564	37959	57605	12

TABLE - 10.0 **CENSUS VALUE ADDED** **PAKISTAN**

2015-16

Value in '000' Rs

Census value added at producer prices	Sales Tax (Net)	Census value added at market prices	District/Provincial Taxes & land/vehicles tax	Census value added at factor cost	Industry Code
8	9	10	11	12	1
3722991654	**644460605**	**4367452259**	**98277299**	**3476327298**	**C**
633939398	61069776	695009174	2976776	618895604	10
9578057	56779	9634836	35423	9562731	101
9578057	56779	9634836	35423	9562731	1010
4871585	40617	4912202	614	4891067	10102
4706472	16162	4722634	34809	4671664	10104 & 10107
572126		572126	294	571500	102
572126		572126	294	571500	1020
572126		572126	294	571500	10202
5313906	1770884	7084790	600	5312904	103
5313906	1770884	7084790	600	5312904	1030
1566573		1566573	295	1566278	10302
195225		195225	282	194943	10304
3552109	1770884	5322993	23	3551684	10305
124402866	5595237	129998102	1521392	114938893	104
124402866	5595237	129998102	1521392	114938893	1040
111361840	5497750	116859590	1264493	102703572	10401
11139262	21113	11160375	242337	10347947	10405
1901764	76373	1978138	14561	1887374	10406
110077550	12102142	122179693	148858	109319415	105
110077550	12102142	122179693	148858	109319415	1050
101468384	9629447	111097831	101566	100748120	10501
781049	75919	856968	2992	787574	10504
7697171	2396746	10093917	44152	7652925	10506
130947	30	130977	148	130795	10509
142985295	4046103	147031398	559643	142967491	106
133643214	554613	134197827	559643	133625410	1061
67081183	307268	67388451	155783	67149070	10611
63532603	178049	63710652	377997	63500153	10612
2890205	9642	2899847	25863	2836966	10613
139222	59654	198876		139222	10614
9342081	3491490	12833571		9342081	1062
9342081	3491490	12833571		9342081	10621 & 10623
198455712	36021159	234476871	364446	195677218	107
46629082	9211768	55840851	115146	46311817	1071
4688259	181039	4869299	5959	4621814	10711
2022795	71663	2094458	5886	2017296	10712
35310915	8926659	44237573	26639	35142309	10713
4607114	32407	4639521	76661	4530398	10719
77458297	15787575	93245872	32228	75688864	1072
77458297	15787575	93245872	32228	75688864	10721
18684945	970556	19655500	16844	18339078	1073
18644622	969946	19614567	16826	18298776	10732
40323	610	40933	18	40302	10733
278327	6117	284444	57	271794	1074
278327	6117	284444	57	271794	10741
55405062	10045142	65450204	200171	55065665	1079
27542347	9267194	36809541		27538470	10792 & 10794
1819023		1819023		1819023	10795
13969037	13966	13983003	6399	13958547	10796
1163139	293	1163432	1165	1063763	10798
10911517	763688	11675205	192607	10685861	10799
42553885	1477472	44031357	346119	40545451	108
42553885	1477472	44031357	346119	40545451	1080
42553885	1477472	44031357	346119	40545451	10802
110904995	34625562	145530557	15868	94607663	11
110904995	34625562	145530557	15868	94607663	110
110904995	34625562	145530557	15868	94607663	1101 & 1104
16418752	4947064	21365816	2522	15769001	11010 & 11041
5296391	192853	5489244	7833	5269420	11042
89189852	29485645	118675497	5513	73569241	11043
189517997	35071690	224589688	293212	73209236	12
189517997	35071690	224589688	293212	73209236	120
189517997	35071690	224589688	293212	73209236	1200
189460380	35071690	224532071	293032	73151811	12001
57617		57617	180	57425	12009

TABLE - 10.0 **CENSUS VALUE ADDED** **PAKISTAN**

2015-16

Value in '000' Rs

Industry Code	Industry Major Groups & Industries	No. of establishments	Total production at basic prices	Total Industrial Cost	Census value added at basic prices	Import/Excise Duty/less subsidy
1	2	3	4	5	6	7
13	TEXTILES	7503	2426544749	1708777193	717293571	512286
131	Spinning, weaving, finishing of textile	5819	2260387349	1604723280	655202058	295031
1311	Spinning of textile fibres	828	1225765253	904701017	320759715	295907
13112	Spinning of yarn or thread	828	1225765253	904701017	320759715	295907
1312	Weaving of textiles	4442	898757989	608253317	290357373	-54347
13121	Broad woven fabrics	4130	839613448	570510296	268960158	-54318
13122	Other broad woven fabrics etc.	2	2772247	2008242	762186	
13129	Others n.e.c.	310	56372294	35734778	20635029	-28
1313	Finishing of textiles	549	135864107	91768946	44084969	53470
13131	Bleaching & dyeing of fabrics	549	135864107	91768946	44084969	53470
139	Other textiles	1684	166157400	104053913	62091513	217256
1392	Made-up textile articles	346	118187535	76630904	41556423	118222
13921	Madeup articles of any textile material	278	84820696	53195742	31624745	118117
13922	Made-up furnishing articles	56	32449873	22968410	9481463	105
13929	Others n.e.c.	12	916966	466752	450214	
1393	Carpets & rugs	77	6182284	4388170	1792480	14438
13930	Floor coverings like carpets, rugs etc.	77	6182284	4388170	1792480	14438
1394	Cordage, rope, twine & netting	20	2332597	1682790	649808	
13941 &	Twine, cordage, rope etc.					
13942	Knotted netting of twine, cordage/ rope	20	2332597	1682790	649808	
1399	Other textiles n.e.c.	1241	39454983	21352050	18092803	84596
13991	Labels/ badges etc.	57	6901255	2724794	4176461	
13992	Tulles/ laces & other net fabrics	1148	28930931	15904311	13016489	-6913
13999	Others n.e.c.	36	3622798	2722944	899854	91509
14	WEARING APPAREL	2371	693094531	402209186	290834187	-92331
141	Wearing apparel	2147	629928012	367383160	262493694	-38192
1410	Wearing apparel	2147	629928012	367383160	262493694	-38192
14101	Wearing apparel of leather	184	32433431	22032735	10400640	-34722
14102	Outerwear/ work wear	1284	539837064	314274760	225525721	-5258
14103	Underwear/ nightwear	166	17690043	8763849	8918004	-7392
14104	Babies' garments/ tracksuits etc.	20	6457611	4181069	2276543	-155
14105 &	Other clothing accessories					
14109	Others n.e.c.	493	33509864	18130747	15372786	9335
143	Knitted & crocheted apparel	224	63166518	34826026	28340493	-54138
1430	Knitted & crocheted apparel	224	63166518	34826026	28340493	-54138
14301	Knitted or crocheted wearing apparel	30	2881785	1547332	1334453	393
14302	Hosiery, socks, tights & pantyhose etc	194	60284734	33278694	27006039	-54532
15	LEATHER PRODUCTS	1150	135591043	84958538	50613996	43951
151	Tanning of leather & leather products	398	59692818	39470374	20213453	-5103
1511	Tanning & dressing of leather	346	47150687	32805382	14336313	-4953
15111	Tanning/ dressing of hides & skins	341	47087527	32755798	14322737	-4953
15119	Others n.e.c.	5	63160	49584	13576	
1512	Luggage, h&bags, saddlery etc.	52	12542131	6664991	5877140	-150
15121	Luggage, h&bags etc.	27	8674019	4101199	4572820	-150
15122	Articles of leather etc.	25	3868112	2563793	1304320	
152	Footwear	752	75898225	45488164	30400544	49054
1520	Footwear	752	75898225	45488164	30400544	49054
15201	Footwear	746	75769245	45431434	30328293	49054
15202	Leather parts of footwear etc.	6	128980	56730	72251	
16	WOOD AND WOOD PRODUCTS	642	42262551	32227203	10023031	278515
161	Sawmilling & planning of wood	147	12914694	10892977	2020814	-43068
1610	Sawmilling & planning of wood	147	12914694	10892977	2020814	-43068
16101 &	Sawing & planning of wood					
16102	Wooden railway sleepers	147	12914694	10892977	2020814	-43068
162	Products of wood, cork, straw etc.	495	29347857	21334225	8002216	321583
1621	Veneer sheets & wood-based panels	82	24371007	18451088	5919873	306509
16211	Manufacture of veneer sheets	6	787083	489562	297521	
16212	Plywood/ veneer panel/ laminated sheets	50	10553329	7827580	2725702	3420
16213	Particle board/ densified wood etc.	26	13030596	10133946	2896650	303089
1622	Builders' carpentry & joinery	123	1848834	989539	855785	3052
16221	Wooden goods of construction industry	123	1848834	989539	855785	3052
1623	Wooden containers	182	1856193	1226129	622663	8857
16231	Packing boxes, crates, drums of wood	182	1856193	1226129	622663	8857
1629	Other wood products	108	1271822	667470	603894	3164
16291	Wood products	108	1271822	667470	603894	3164
17	PAPER AND PAPER PRODUCTS	787	184978020	125125589	59827914	394830
170	Paper & paper products	787	184978020	125125589	59827914	394830
1701	Pulp, paper & paperboard	267	63750146	44534170	19213696	-12786
17013	Paper & paperboard	259	63156624	44109944	19044400	-12786
17019	Others n.e.c.	8	593522	424226	169296	

TABLE - 10.0 **CENSUS VALUE ADDED** **PAKISTAN**

2015-16

Value in '000' Rs

Census value added at producer prices	Sales Tax (Net)	Census value added at market prices	District/Provincial Taxes & land/vehicles tax	Census value added at factor cost	Industry Code
8	9	10	11	12	1
717805857	30587898	748393756	2673466	714620104	13
655497088	29790451	685287540	2084215	653117843	131
321055623	23740658	344796280	1358415	319401301	1311
321055623	23740658	344796280	1358415	319401301	13112
290303027	5309351	295612377	411455	289945918	1312
268905839	4996909	273902748	371850	268588308	13121
762186	155485	917671		762186	13122
20635001	156957	20791958	39605	20595424	13129
44138439	740443	44878882	314345	43770624	1313
44138439	740443	44878882	314345	43770624	13131
62308769	797447	63106216	589252	61502261	139
41674645	180580	41855225	69961	41486462	1392
31742863	162291	31905154	51702	31573043	13921
9481569	17814	9499383	17616	9463847	13922
450214	475	450689	642	449572	13929
1806918	193956	2000874	16972	1775508	1393
1806918	193956	2000874	16972	1775508	13930
649808	7231	657039	4235	645573	1394
649808	7231	657039	4235	645573	13941 & 13942
18177398	415680	18593078	498084	17594719	1399
4176461	229795	4406256	425	4176036	13991
13009575	129860	13139435	391194	12625295	13992
991363	56024	1047387	106465	793388	13999
290741856	5077696	295819552	1302184	289532003	14
262455502	4556744	267012246	984808	261508887	141
262455502	4556744	267012246	984808	261508887	1410
10365918	52799	10418717	39850	10360790	14101
225520463	4336432	229856895	849434	224676287	14102
8910613	74656	8985269	57492	8860513	14103
2276387	7238	2283625	10117	2266426	14104
15382121	85618	15467739	27914	15344872	14105 & 14109
28286354	520952	28807306	317376	28023117	143
28286354	520952	28807306	317376	28023117	1430
1334847	1456	1336302	2144	1332309	14301
26951508	519497	27471004	315232	26690808	14302
50657947	2753931	53411878	177945	50436051	15
20208350	68011	20276361	100445	20113008	151
14331360	64748	14396107	99783	14236530	1511
14317784	64748	14382531	99783	14222954	15111
13576		13576		13576	15119
5876990	3263	5880253	662	5876478	1512
4572670	1127	4573797	635	4572185	15121
1304320	2137	1306457	27	1304293	15122
30449597	2685920	33135517	77501	30323043	152
30449597	2685920	33135517	77501	30323043	1520
30377347	2675874	33053221	77255	30251038	15201
72251	10045	82296	245	72006	15202
10301545	1081846	11383391	35012	9988019	16
1977746	38527	2016273	2286	2018528	161
1977746	38527	2016273	2286	2018528	1610
1977746	38527	2016273	2286	2018528	16101 & 16102
8323799	1043319	9367118	32725	7969491	162
6226382	1014685	7241068	10436	5909437	1621
297521		297521	90	297431	16211
2729122	213740	2942862	5789	2719914	16212
3199739	800945	4000684	4557	2892093	16213
858837	11398	870236	3137	852649	1622
858837	11398	870236	3137	852649	16221
631521	17140	648660	16724	605940	1623
631521	17140	648660	16724	605940	16231
607059	95	607154	2429	601465	1629
607059	95	607154	2429	601465	16291
60222744	4630345	64853089	162275	59665639	17
60222744	4630345	64853089	162275	59665639	170
19200910	1940880	21141789	56043	19157653	1701
19031614	1899596	20931209	55808	18988592	17013
169296	41284	210580	235	169061	17019

TABLE - 10.0 **CENSUS VALUE ADDED** **PAKISTAN**

2015-16

Value in '000' Rs

Industry Code	Industry Major Groups & Industries	No. of establishments	Total production at basic prices	Total Industrial Cost	Census value added at basic prices	Import/Excise Duty/less subsidy
1	2	3	4	5	6	7
1702	Corrugated paper/ paperboard & containers	483	109062156	73751734	35288184	182004
17021	Corrugated paper/ paperboard containers	472	104906423	71135820	33748488	3564
17022	Sacks, bags & similar articles of paper	11	4155733	2615913	1539696	178441
1709	Other articles of paper & paperboard	37	12165719	6839685	5326034	225612
17091	Personal hygiene paper product	23	7143458	3766864	3376594	156654
17099	Others n.e.c.	14	5022262	3072822	1949440	68958
18	PRINTING/REPRODUCTION OF RECORDED MEDIA	422	62764662	38656309	24072195	197258
181	Printing	422	62764662	38656309	24072195	197258
1811	Printing	418	62456593	38470267	23950168	197258
18111	Printing of newspapers/ magazines	78	18842829	9672533	9167503	
18112	Printing of books, brochures, maps etc	172	10747976	7102884	3639846	-5336
18113	Printing of postage stamps, cheques etc	3	11753055	6671086	5054336	
18114	Printing of diaries & calendars etc	14	911574	608937	302637	
18115	Printing on textile, glass, metal, wood	146	20136022	14380094	5755443	202594
18119	Other printing n.e.c.	5	65136	34734	30402	
1812	Service related to printing	4	308069	186042	122027	
18121 &	Binding of printed sheets					
18123 &	Plate/image-making setting services					
18124	Preparation of plates & dies	4	308069	186042	122027	
19	COKE AND REFINED PETROLEUM PRODUCTS	69	748869171	554504109	185210940	3495429
192	Refined petroleum products	69	748869171	554504109	185210940	3495429
1920	Refined petroleum products	69	748869171	554504109	185210940	3495429
19201	Production of motor fuel/ kerosene etc.	8	688701472	517152699	162395167	3437628
19203 &	Oil-based lubricating oils or greases					
19205	White spirit, vaseline, paraffin wax	55	60115878	37322053	22793310	57800
19207	Blending of bio fuels	6	51820	29357	22463	
20	CHEMICALS AND CHEMICAL PRODUCTS	947	884939736	542896171	341903618	-27715554
201	Basic chemicals, fertilizers etc.	379	579472646	371100685	208286730	-28113447
2011	Basic chemicals	219	228100654	167464281	60626930	289579
20111	Inorganic industrial/ medical gases	75	38127872	22583387	15544485	
20112	Dyes & pigments in basic form	41	28112300	17310035	10794758	12557
20113	Manufacture of inorganic acids & bases	35	30735375	20268547	10465410	6317
20114	Chemical elements & other inorganic compounds	2	15288	7593	7695	
20115	Basic organic chemicals	46	71397349	54421540	16975290	246457
20119	Others n.e.c.	20	59712470	52873179	6839291	24248
2012	Fertilizers & nitrogen compounds	23	278433979	144583711	133829155	-28641351
20121 &	Fertilizers					
20122	Nitrogen products	23	278433979	144583711	133829155	-28641351
2013	Plastics & synthetic rubber	137	72938014	59052693	13830646	238324
20131	Plastics in primary forms	137	72938014	59052693	13830646	238324
202	Other chemical products	560	298939754	166223153	132662285	386376
2021	Pesticides/ agrochemical products etc	63	36915167	24249522	12665645	180480
20211	Insecticides/ fungicides/ herbicides	61	36549447	23928153	12621294	180480
20219	Other agrochemical products n.e.c.	2	365720	321369	44351	
2022	Paints, varnishes & printing ink etc.	133	70258356	43308835	26948985	60519
20221	Paints & varnishes etc	123	67334084	40878886	26454663	12272
20225	Caulking compounds etc	2	147959	116007	31952	
20227	Printing ink	8	2776313	2313943	462370	48247
2023	Soap, perfumes & toilet preparations	229	167002662	84059480	82891091	34526
20232	Soap	139	75104678	39350191	35754223	-4007
20234	Detergent, dish-washing preparation etc	19	29457131	14140976	15272018	31798
20235	Cleaning & polishing products	10	440476	195393	243408	
20236 &	Perfumes & toilet preparations					
20239	Others n.e.c.	61	62000377	30372919	31621442	6735
2029	Other chemical products n.e.c.	135	24763569	14605316	10156563	110851
20291	Propellant powders/ explosives	29	3421182	1456983	1964163	
20292 &	Gelatine/ glues & prepared adhesives					
20293	Aromatic/odoriferous/distilled waters products	47	11844842	7100057	4744785	73909
20294	Photographic plates, films etc	3	582178	189305	391308	17017
20298	Matches	24	2706470	1773589	932881	9616
20299	Others n.e.c.	32	6208897	4085381	2123426	10309
203	Man-made fibres	8	6527335	5572333	954602	11517
2030	Man-made fibres	8	6527335	5572333	954602	11517
20301	Synthetic or artificial filament tow	3	1340108	1028225	311483	11517
20303	Synthetic or artificial filament yarn	5	5187227	4544108	643119	
21	BASIC PHARMACEUTICAL PRODUCTS	608	511920771	288860727	222994118	360606
210	Pharmaceuticals	608	511920771	288860727	222994118	360606
2100	Pharmaceuticals	608	511920771	288860727	222994118	360606
21001	Medicinal active substances	535	475603915	266464554	209115454	349202
21003	Medicaments/ homeopathic preparations	57	31974628	19697318	12245988	2573
21009	Other such activities n.e.c.	16	4342228	2698854	1632676	8831

TABLE - 10.0 **CENSUS VALUE ADDED** **PAKISTAN**

2015-16

Value in '000' Rs

Census value added at producer prices	Sales Tax (Net)	Census value added at market prices	District/Provincial Taxes & land/vehicles tax	Census value added at factor cost	Industry Code
8	9	10	11	12	1
35470189	2386237	37856426	105282	35182902	1702
33752052	2056709	35808761	98941	33649547	17021
1718137	329528	2047665	6341	1533355	17022
5551646	303229	5854874	950	5325084	1709
3533248	272741	3805989	835	3375759	17091
2018397	30488	2048885	114	1949325	17099
24269453	3048695	27318148	82008	23990187	18
24269453	3048695	27318148	82008	23990187	181
24147426	3048695	27196121	82008	23868160	1811
9167503	16945	9184448		9167503	18111
3634510	109750	3744260	11819	3628027	18112
5054336	1606680	6661016	2869	5051467	18113
302637		302637	2511	300126	18114
5958037	1314978	7273015	64797	5690646	18115
30402	343	30745	12	30390	18119
122027		122027		122027	1812
122027		122027		122027	18121 & 18123 & 18124
188706368	206287948	394994316	86519110	98691830	19
188706368	206287948	394994316	86519110	98691830	192
188706368	206287948	394994316	86519110	98691830	1920
165832795	205063021	370895816	86438174	75956993	19201
22851110	1224927	24076037	80936	22712374	19203 & 19205
22463		22463		22463	19207
314188064	62412884	376600948	429647	341473970	20
180173283	39419674	219592957	128735	208157996	201
60916509	12291408	73207916	44924	60582005	2011
15544485	100373	15644858	6676	15537810	20111
10807316	775672	11582988	1557	10793201	20112
10471728	1839131	12310859	35327	10430083	20113
7695		7695	8	7687	20114
17221747	6934206	24155953	1302	16973989	20115
6863538	2642026	9505564	54	6839236	20119
105187805	20905259	126093064	1703	133827453	2012
105187805	20905259	126093064	1703	133827453	20121 & 20122
14068970	6223007	20291977	82108	13748538	2013
14068970	6223007	20291977	82108	13748538	20131
133048662	22911567	155960229	300859	132361427	202
12846125	764280	13610405	36255	12629390	2021
12801774	764280	13566053	36085	12585208	20211
44351		44351	170	44182	20219
27009505	3758988	30768493	19868	26929117	2022
26466935	3732983	30199918	5047	26449616	20221
31952		31952		31952	20225
510617	26005	536622	14821	447549	20227
82925618	17250230	100175848	66194	82824897	2023
35750217	2196804	37947021	19543	35734680	20232
15303816	5457431	20761247	632	15271386	20234
243408	31462	274871		243408	20235
31628177	9564532	41192710	46020	31575423	20236 & 20239
10267414	1138069	11405483	178541	9978022	2029
1964163	524126	2488289	974	1963189	20291
4818694	254821	5073515	61450	4683335	20292 & 20293
408325	96678	505003	3468	387841	20294
942498	116198	1058695	1924	930958	20298
2133735	146246	2279981	110726	2012700	20299
966119	81643	1047762	54	954548	203
966119	81643	1047762	54	954548	2030
323000	33171	356171	54	311429	20301
643119	48472	691591		643119	20303
223354724	1609551	224964275	726494	222267624	21
223354724	1609551	224964275	726494	222267624	210
223354724	1609551	224964275	726494	222267624	2100
209464656	1293992	210758648	703975	208411480	21001
12248560	10249	12258809	19770	12226218	21003
1641507	305310	1946817	2750	1629926	21009

TABLE - 10.0 **CENSUS VALUE ADDED** **PAKISTAN**

2015-16

Value in '000' Rs

Industry Code	Industry Major Groups & Industries	No. of establishments	Total production at basic prices	Total Industrial Cost	Census value added at basic prices	Import/Excise Duty/less subsidy
1	2	3	4	5	6	7
22	RUBBER AND PLASTICS PRODUCTS	1201	225199914	161210880	63929123	432867
221	Rubber products	129	34939997	22188519	12751381	919
2211	Rubber tyres & tubes	22	24044923	15911624	8133299	549
22111	Rubber tyres	20	24006604	15889976	8116628	549
22112	Inner tubes for tyres	2	38319	21648	16671	
2219	Other rubber products	107	10895075	6276896	4618082	370
22191	Other products of rubber	107	10895075	6276896	4618082	370
222	Plastics products	1072	190259917	139022361	51177742	431948
2220	Plastics products	1072	190259917	139022361	51177742	431948
22201	Plastic products for packing of goods	614	173332804	127873049	45401971	473126
22202	Builders' plastics ware	67	3589124	2558674	1030450	14405
22203	Plastic tableware, kitchenware etc	202	5254555	3002361	2251613	4882
22209	Other diverse plastic products	189	8083434	5588277	2493707	-60465
23	OTHER NON-METALLIC MINERAL PRODUCTS	12866	655090054	310942342	342715503	8973079
231	Glass & glass products	96	45068832	25751221	19310229	33616
2310	Glass & glass products	96	45068832	25751221	19310229	33616
23101	Flat glass/ glass paving blocks	48	40307701	22711643	17595369	7163
23102	Glass mirror/ bottle/ drinking glass	17	2449633	1625882	817166	
23103	Pharmaceutical glassware etc.	9	1121194	686494	434699	23026
23109	Others glass products n.e.c.	22	1190304	727202	462994	3427
239	Non-metallic mineral products n.e.c.	12770	610021223	285191120	323405274	8939463
2391	Refractory products	5	80174	57608	22566	
23912	Manufacture of refractory ceramic goods	5	80174	57608	22566	
2392	Clay building materials	10095	271050775	123853703	145804083	-314122
23921	Ceramic tiles, mosaic cubes etc.	4	6269180	4189100	2079862	
23922	Non-refractory clay building materials	10053	263894438	119112287	143389380	-316142
23923	Ceramic sanitary fixtures	38	887157	552316	334841	2020
2393	Other porcelain & ceramic products	175	10896861	6556000	4340290	1773
23931	Ceramic tableware & domestic articles	168	9793829	6022545	3770714	1773
23932	Electrical fittings of ceramics etc.	2	1034033	511284	522750	
23939	Other porcelain & ceramic products	5	68998	22172	46826	
2394	Cement, lime & plaster	77	277525584	127086070	150429479	9308881
23941	Clinkers & hydraulic cement	21	275682871	126144220	149528616	9308854
23943	Plasters of calcined gypsum/ sulphate	56	1842713	941850	900863	27
2395	Articles of concrete, cement & plaster	1088	24990598	14532766	10451860	-55531
23951 &	Precast concrete, cement or stone					
23952	Structural component of cement, concrete	1008	24083597	14042750	10034876	-55531
23959	Other articles of concrete or cement	80	907001	490016	416984	
2396	Cutting, shaping & finishing of stone	1310	24568074	12644842	11907971	-4281
23961	Cutting, shaping & finishing of stone	1310	24568074	12644842	11907971	-4281
2399	Other non-metallic mineral products	20	909157	460131	449026	2743
23991	Millstones/abrasive products and polishing	7	73570	47380	26190	-62
23993	Mineral insulating materials	2	10819	4352	6467	
23995 &	Articles of asphalt etc					
23999	Manufacture of other such products n.e.c.	11	824768	408399	416369	2805
24	BASIC METALS	943	489493506	370829221	118404079	2875647
241	Basic iron & steel	662	471810966	359823474	111727607	2832054
2410	Basic iron & steel	662	471810966	359823474	111727607	2832054
24102 &	Pig iron/spiegeleisen/ferro-alloys & ferrous products					
24103	Pure iron, granular iron & iron powder	2	1192998	529893	660050	
24104	Remelting of scrap ingot of iron/ steel	77	38141488	28557490	9583858	72231
24106	Hot/cold-rolled products of steel	457	352100081	272890569	79162925	1964928
24108	Welded tubes & pipes of steel	108	79051168	57189230	21651836	789182
24109	Others n.e.c.	18	1325230	656292	668938	5712
242	Basic precious & non-ferrous metals	108	10696098	6981353	3714745	43545
2420	Basic precious & non-ferrous metals	108	10696098	6981353	3714745	43545
24202	Aluminium & alloys	63	7845771	5260965	2584806	42186
24203	Lead, zinc, tin & alloys from ores	4	24656	12404	12252	
24205	Copper alloys	39	2669890	1602520	1067370	
24206	Chrome, manganese, nickel & alloys etc	2	155781	105464	50317	1359
243	Casting of metals	173	6986443	4024393	2961727	48
2431	Casting of iron & steel	163	6879154	3954401	2924430	48
24311	Casting of iron	126	4006300	2247721	1758257	48
24312	Casting of steel	37	2872854	1706680	1166173	
2432	Casting of non-ferrous metals	10	107289	69992	37297	
24324	Casting of precious metal castings	10	107289	69992	37297	
25	FABRICATED METAL PRODUCTS	1775	96779024	58727136	37992753	85684
251	Structural metal products etc	435	31136604	20005480	11106866	79732
2511	Structural metal products	387	28017184	17999930	9994448	65566
25111	Metal framework/ skeleton etc	27	11445665	7155301	4290364	3952
25112	Metal door, window, shutter, gates etc	305	8613133	5314574	3275754	66681
25119	Others n.e.c.	55	7958387	5530056	2428331	-5067

TABLE - 10.0 **CENSUS VALUE ADDED** **PAKISTAN**
2015-16
Value in '000' Rs

Census value added at producer prices	Sales Tax (Net)	Census value added at market prices	District/Provincial Taxes & land/vehicles tax	Census value added at factor cost	Industry Code
8	9	10	11	12	1
64361990	11092812	75454802	191302	63737821	22
12752300	2622873	15375173	10670	12740711	221
8133848	2255051	10388899	175	8133125	2211
8117177	2255051	10372228	125	8116504	22111
16671		16671	50	16621	22112
4618452	367822	4986274	10495	4607587	2219
4618452	367822	4986274	10495	4607587	22191
51609689	8469940	60079629	180632	50997109	222
51609689	8469940	60079629	180632	50997109	2220
45875097	8188563	54063660	148135	45253836	22201
1044855	42633	1087487	1444	1029006	22202
2256495	25012	2281507	17418	2234195	22203
2433242	213733	2646975	13635	2480072	22209
351688582	55039456	406728038	721921	341993582	23
19343845	2674571	22018416	25973	19284256	231
19343845	2674571	22018416	25973	19284256	2310
17602532	2285965	19888497	15430	17579939	23101
817166	307557	1124724	567	816599	23102
457725	76383	534108	950	433750	23103
466421	4666	471087	9025	453969	23109
332344737	52364885	384709622	695948	322709326	239
22566		22566	92	22474	2391
22566		22566	92	22474	23912
145489961	2561431	148051392	557921	145246162	2392
2079862	1031501	3111363		2079862	23921
143073238	1519057	144592294	557689	142831691	23922
336861	10873	347734	232	334609	23923
4342063	197530	4539593	7822	4332467	2393
3772487	24717	3797204	7757	3762957	23931
522750	172813	695562		522750	23932
46826		46826	66	46760	23939
159738360	49353648	209092008		150429479	2394
158837470	49352638	208190108		149528616	23941
900890	1010	901901		900863	23943
10396329	143984	10540313	56022	10395838	2395
9979345	143984	10123329	55389	9979486	23951 & 23952
416984		416984	633	416352	23959
11903689	41706	11945395	64644	11843327	2396
11903689	41706	11945395	64644	11843327	23961
451769	66586	518355	9446	439580	2399
26128		26128		26190	23991
6467		6467	15	6452	23993
419174	66586	485760	9431	406938	23995 & 23999
121279726	22201486	143481212	493773	117910306	24
114559661	21147518	135707178	432336	111295271	241
114559661	21147518	135707178	432336	111295271	2410
660050	176786	836836	1686	658364	24102 & 24103
9656090	727997	10384086	26952	9556906	24104
81127853	12122761	93250614	325988	78836937	24106
22441018	8117884	30558902	77275	21574561	24108
674650	2090	676740	436	668502	24109
3758290	765470	4523759	33028	3681717	242
3758290	765470	4523759	33028	3681717	2420
2626992	764419	3391411	28660	2556147	24202
12252	616	12868	5	12247	24203
1067370	434	1067804	3818	1063552	24205
51676		51676	545	49772	24206
2961775	288499	3250274	28409	2933318	243
2924479	288499	3212977	28357	2896073	2431
1758305	3497	1761802	27069	1731188	24311
1166173	285002	1451175	1288	1164885	24312
37297		37297	52	37245	2432
37297		37297	52	37245	24324
38078437	1450681	39529118	167685	37825069	25
11186598	611545	11798143	84310	11022555	251
10060015	487567	10547581	79883	9914566	2511
4294316	439229	4733545	9065	4281298	25111
3342435	11534	3353969	37709	3238045	25112
2423264	36804	2460068	33109	2395222	25119

TABLE - 10.0 **CENSUS VALUE ADDED** **PAKISTAN**

2015-16

Value in '000' Rs

Industry Code	Industry Major Groups & Industries	No. of establishments	Total production at basic prices	Total Industrial Cost	Census value added at basic prices	Import/Excise Duty/less subsidy
1	2	3	4	5	6	7
2512	Tanks, reservoirs & containers of metal	39	1949079	1284479	664588	
25121	Reservoirs, tanks & containers of metal	6	318002	176035	141966	
25122	Metal containers for gas	31	1616081	1102326	513743	
25123	Central heating boilers & radiators	2	14996	6118	8878	
2513	Steam generators	9	1170341	721071	447829	14166
25131	Steam/ vapour generator, condenser etc	6	537024	335804	201219	271
25132	Parts for marine or power boilers/ nuclear reactors etc.	3	633317	385267	246610	13895
252	Weapons & ammunition	38	3314573	1945422	1340504	38283
2520	Weapons & ammunition	38	3314573	1945422	1340504	38283
25201 &	Heavy weapons					
25202	Small arms	38	3314573	1945422	1340504	38283
259	Other fabricated metal products	1302	62327847	36776234	25545383	-32332
2592	Treatment & coating of metals	5	37232	20810	16422	
25921 &	Plating, anodizing, s&blasting etc.					
25922	Colouring/engraving, non-metallic coating metals	5	37232	20810	16422	
2593	Cutlery, h& tools & general hardware	452	28376030	15736589	12637122	327
25931	Cutlery	245	3407064	1743536	1662843	281
25932	Knives, h& tools, saw blades etc	133	23755219	13337850	10415734	-33
25933	Padlocks, locks, keys, hinges etc	57	949773	519068	430706	-31
25934	Other tools of such nature n.e.c.	17	263974	136135	127839	111
2599	Other fabricated metal products n.e.c.	845	33914585	21018835	12891839	-32659
25991	Cans, drums, buckets, boxes, tins etc	95	4276349	2427892	1847898	173
25992	Uninsulated or insulated metal cable	4	143144	125580	17564	
25993	Nails, bolts, screws, nuts, chains etc.	118	3048358	1927885	1120422	
25994	Metal household articles	307	11935281	7097381	4836285	-24663
25995	Metal goods for office use	48	1598292	952853	644039	
25996	Safes, strongboxes, armoured doors etc.	85	1226708	706015	520693	-18293
25997	Various metal articles	106	7184301	4555844	2628172	625
25999	Others n.e.c.	82	4502152	3225386	1276767	9499
26	COMPUTER, ELECTRONIC AND OPTICAL PRODUCTS	38	17299278	11222207	6077072	103517
261	Electronic components & boards	8	1748122	1221668	526455	84592
2610	Electronic components & boards	8	1748122	1221668	526455	84592
26101 &	Capacitors, resistors, microprocessors					
26109	Others n.e.c.	8	1748122	1221668	526455	84592
263	Communication equipment	7	8347213	5322275	3024938	
2630	Communication equipment	7	8347213	5322275	3024938	
26301	Telephones pbx, facsimile equipment etc	2	8296804	5291768	3005036	
26303	Cable television equipment, antenna etc	5	50409	30507	19902	
264	Consumer electronics	8	4951904	3407261	1544643	18925
2640	Consumer electronics	8	4951904	3407261	1544643	18925
26402	Televisions, monitors & displays	2	3985451	3060288	925163	
26409	Others n.e.c.	6	966453	346973	619480	18925
265	Measuring equipment; watches/ clocks	13	1707493	862433	845060	
2651	Measuring, navigating/ control equipment	9	1628553	818287	810265	
26514	Measuring & control equipment	2	107400	55510	51890	
26516	Scales, balances & laboratory apparatus	2	423226	197272	225953	
26519	Manufacture of others n.e.c.	5	1097927	565505	532422	
2652	Watches & clocks	4	78940	44146	34794	
26521	Watches & clocks	4	78940	44146	34794	
266 &	Electro medical/ electrotherapeutic equipment					
268	Magnetic & optical media	2	544546	408570	135976	
2660 &	Irradiation, electro medical equipment					
2680	Magnetic & optical media	2	544546	408570	135976	
26602 &	Electro medical/ electrotherapeutic equipment					
26801	Audio & video tapes/ cassettes	2	544546	408570	135976	
27	ELECTRICAL EQUIPMENT	768	257450199	182638235	74759547	552243
271	Electric motor, generator, transformer	148	69565350	46467151	23094317	52612
2710	Electric motors, generators, transformers etc.	148	69565350	46467151	23094317	52612
27101	Electric transformers	23	35370154	21761514	13608639	
27102	Electric motors/ power generators etc	19	8908321	7517102	1387811	8815
27103	Electric power distribution panel etc.	64	23660602	16091132	7568996	43778
27104	Switchboard apparatus, fuses, switches	2	275714	153691	122023	
27109	Others n.e.c.	40	1350560	943712	406848	18
272	Batteries & accumulators	24	78305778	57017914	21287004	14899
2720	Batteries & accumulators	24	78305778	57017914	21287004	14899
27203	Lead acid/ lithium/ dry/ wet batteries	24	78305778	57017914	21287004	14899
273	Wiring & wiring devices	120	58975569	45838994	13100779	229991
2731 &	Fibre optic cables					
2732	Other electric wires & cables	120	58975569	45838994	13100779	229991
27310 &	Fibre optic cable for data transmission etc.					
27320	Insulated wire & cable	120	58975569	45838994	13100779	229991
274	Electric lighting equipment	43	4185299	3169992	1015307	83035
2740	Electric lighting equipment	43	4185299	3169992	1015307	83035
27401	Lamps, bulbs, ch&eliers,lanterns etc.	14	4030528	3098119	932409	82897
27409	Others n.e.c.	29	154771	71873	82898	138
275	Domestic appliances	409	45750293	29748953	15989461	170058
2750	Domestic appliances	409	45750293	29748953	15989461	170058
27501	Domestic electric appliances	357	44581900	29107204	15462816	170048

TABLE - 10.0 **CENSUS VALUE ADDED** **PAKISTAN**
2015-16
Value in '000' Rs

Census value added at producer prices	Sales Tax (Net)	Census value added at market prices	District/Provincial Taxes & land/vehicles tax	Census value added at factor cost	Industry Code
8	9	10	11	12	1
664588	20778	685365	316	664271	2512
141966		141966	15	141951	25121
513743	20778	534521	301	513442	25122
8878		8878		8878	25123
461995	103201	565196	4111	443718	2513
201490	45548	247038	1315	199904	25131
260505	57653	318158	2796	243814	25132
1378788	35969	1414757	456	1340049	252
1378788	35969	1414757	456	1340049	2520
1378788	35969	1414757	456	1340049	25201 & 25202
25513052	803167	26316219	82918	25462465	259
16422		16422	23	16399	2592
16422		16422	23	16399	25921 & 25922
12637449	551167	13188616	9697	12627425	2593
1663124	24439	1687563	7985	1654858	25931
10415701	525568	10941269	401	10415333	25932
430675	518	431193	1185	429521	25933
127950	642	128591	127	127713	25934
12859180	252000	13111181	73198	12818641	2599
1848071	29211	1877283	24517	1823381	25991
17564		17564		17564	25992
1120422	125652	1246074	8731	1111692	25993
4811622	55227	4866849	6685	4829600	25994
644039	1004	645043	1535	642504	25995
502400	656	503056	626	520067	25996
2628797	39068	2667865	28440	2599732	25997
1286265	1182	1287447	2665	1274101	25999
6180588	495196	6675784	30229	6046842	26
611046	78884	689930	21275	505179	261
611046	78884	689930	21275	505179	2610
611046	78884	689930	21275	505179	26101 & 26109
3024938	4475	3029413	49	3024889	263
3024938	4475	3029413	49	3024889	2630
3005036		3005036		3005036	26301
19902	4475	24377	49	19853	26303
1563568	411488	1975056		1544643	264
1563568	411488	1975056		1544643	2640
925163	411488	1336651		925163	26402
638405		638405		619480	26409
845060	349	845408	8905	836155	265
810265	296	810561		810265	2651
51890	219	52109		51890	26514
225953	77	226030		225953	26516
532422		532422		532422	26519
34794	53	34848	8905	25889	2652
34794	53	34848	8905	25889	26521
135976		135976		135976	266 & 268
135976		135976		135976	2660 & 2680
135976		135976		135976	26602 & 26801
75311790	31061454	106373243	130769	74628778	27
23146929	7275809	30422738	19613	23074705	271
23146929	7275809	30422738	19613	23074705	2710
13608639	4264168	17872808	6109	13602530	27101
1396626	21448	1418074	653	1387158	27102
7612774	2980751	10593525	12605	7556391	27103
122023	7300	129323	145	121878	27104
406866	2142	409008	100	406748	27109
21301904	14663852	35965756	18262	21268743	272
21301904	14663852	35965756	18262	21268743	2720
21301904	14663852	35965756	18262	21268743	27203
13330770	7868863	21199633	2217	13098562	273
13330770	7868863	21199633	2217	13098562	2731 & 2732
13330770	7868863	21199633	2217	13098562	27310 & 27320
1098342	655905	1754247	1117	1014191	274
1098342	655905	1754247	1117	1014191	2740
1015306	653768	1669074	126	932283	27401
83036	2137	85173	990	81908	27409
16159519	578440	16737959	79377	15910084	275
16159519	578440	16737959	79377	15910084	2750
15632865	578206	16211070	77634	15385182	27501

TABLE - 10.0 **CENSUS VALUE ADDED** **PAKISTAN**

2015-16

Value in '000' Rs

Industry Code	Industry Major Groups & Industries	No. of establishments	Total production at basic prices	Total Industrial Cost	Census value added at basic prices	Import/Excise Duty/less subsidy
1	2	3	4	5	6	7
27502	Domestic electrothermic appliances	6	281200	150424	130776	
27503	Domestic non-electric cooking equipment	46	887193	491325	395869	10
279	Other electrical equipment	24	667909	395232	272678	1647
2790	Other electrical equipment	24	667909	395232	272678	1647
27901	Battery chargers & electrical bells etc	4	167500	96510	70990	
27909	Others n.e.c.	20	500409	298722	201688	1647
28	MACHINERY AND EQUIPMENT N.E.C.	875	103253076	68201811	34981622	69988
281	General-purpose machinery	384	45158592	27822305	17314007	29075
2811	Engines & turbines	5	55286	30680	24606	
28112	Turbines & parts etc	5	55286	30680	24606	
2813	Other pumps, compressors, taps & valves	164	23734145	13687331	10041452	11106
28131	Air or vacuum pumps/ compressors	2	2212596	1346168	866428	
28132	Pumps for liquids	112	19916296	11336309	8574625	11106
28133	Pumps for engines/ motor vehicle pumps	11	252407	116431	135976	
28134	Industrial taps/ valves & h& pump etc	39	1352846	888424	464422	
2814	Bearings, gears, gearing etc	6	81924	58424	23500	
28143	Gears, pulleys & transmission chain etc	6	81924	58424	23500	
2815 &	Ovens, furnaces & furnace burners					
2816	Lifting & h&ling equipment	40	1400039	858220	541632	-1
28151 &	Electrical & other furnaces, ovens,burners etc.					
28161	Lifting, h&ling, loading machinery	40	1400039	858220	541632	-1
2819	Other general-purpose machinery	169	19887198	13187650	6682817	17970
28191	Industrial freezing equipment etc.	22	6321247	4870823	1450424	4393
28192	Weighing, packing & wrapping machinery	18	222479	128398	91193	21
28193	Filtering or purifying machinery	16	346184	176474	169710	11
28198	Parts for general-purpose machinery	69	3589648	2413991	1175657	
28199	Others n.e.c.	44	9407639	5597965	3795832	13546
282	Special-purpose machinery	491	58094484	40379506	17667615	40913
2821	Agricultural & forestry machinery	349	48281873	34387374	13866202	37179
28211	Tractors	16	36330237	26946541	9370685	32082
28213	Agricultural trailers or semi-trailers	28	531187	311518	219562	47
28214	Soil preparation, planting machinery	49	1459589	892934	566544	2461
28215 &	Harvesting or threshing machinery					
28216 &	Milking machines					
28217	Spraying machinery	57	830527	486689	343838	2512
28219	Diverse agricultural machinery	199	9130332	5749692	3365574	77
2822	Metal-forming machinery & machine tools	34	953027	589080	363647	1661
28222	Tools for grinding, drilling, boring	18	813811	509908	303903	
28223	Stamping or pressing machine tools	9	80614	41114	39200	
28224	Hydraulic presse/ forging machine etc.	5	24613	18760	5854	
28227	Parts/ accessories for machine tools	2	33989	19298	14691	1661
2824	Mining/ quarrying/ construction machinery	13	1136231	771138	365094	52
28242	Boring, cutting & tunnelling machinery	3	641164	492951	148213	
28243 &	Machinery for treating minerals					
28245 &	Manufacture of earth-moving machinery					
28246	Pile drivers/ mortar spreaders etc.	10	495067	278187	216881	52
2825	Food, beverage & tobacco machinery	29	4574303	3082724	1491579	1888
28253	Grain milling machinery	10	463404	356895	106509	-113
28256	Machinery for extractionof animal/vegetable fats/oils	2	19810	14483	5327	
28259	Food processing machinery	17	4091089	2711346	1379743	2001
2826	Textile, apparel & leather machinery	63	3083300	1512237	1552297	133
28261	Textile machinery	35	2793035	1324533	1449736	
28262	Equipment for textile machinery	4	31097	21892	9204	65
28266	Sewing machines	24	259169	165812	93357	67
2829	Other special-purpose machinery	3	65750	36954	28796	
28291 &	Machinery for paper pulp,paperboard product etc					
28292	Rubber & plastic products machinery					
28299	Others n.e.c.	3	65750	36954	28796	
29	MOTOR VEHICLES, TRAILERS AND SEMI	784	430531185	322237341	107778406	12607291
291	Motor vehicles	26	266553324	210020766	56223184	10765106
2910	Motor vehicles	26	266553324	210020766	56223184	10765106
29101	Passenger cars, commercial busses etc.	21	265340530	209174436	55856720	10753503
29102 &	Motor vehicle engines, chassis etc.					
29103	Other motor vehicles	5	1212794	846330	366464	11603
292	Motor vehicle bodies, trailers etc	121	2180112	1377065	802703	-18913
2920	Motor bodies, trailers & semi-trailers	121	2180112	1377065	802703	-18913
29201	Bodies for motor vehicles	13	140255	72158	68096	2738
29202	Trailers & semi-trailers	108	2039857	1304907	734607	-21651
293	Parts & accessories for motor vehicles	637	161797748	110839510	50752518	1861097
2930	Parts & accessories for motor vehicles	637	161797748	110839510	50752518	1861097
29301	Parts & accessories for motor vehicles	637	161797748	110839510	50752518	1861097

TABLE - 10.0 **CENSUS VALUE ADDED** **PAKISTAN**

2015-16

Value in '000' Rs

Census value added at producer prices	Sales Tax (Net)	Census value added at market prices	District/Provincial Taxes & land/vehicles tax	Census value added at factor cost	Industry Code
8	9	10	11	12	1
130776		130776		130776	27502
395879	234	396113	1743	394126	27503
274325	18584	292910	10184	262494	279
274325	18584	292910	10184	262494	2790
70990		70990		70990	27901
203335	18584	221920	10184	191504	27909
35051611	4197188	39248798	137890	34843732	28
17343082	773608	18116690	23723	17290284	281
24606	248	24854	248	24358	2811
24606	248	24854	248	24358	28112
10052557	721815	10774373	1685	10039767	2813
866428		866428		866428	28131
8585731	721815	9307546	1488	8573137	28132
135976		135976	63	135913	28133
464422		464422	133	464289	28134
23500		23500	65	23435	2814
23500		23500	65	23435	28143
541631	321	541952	728	540904	2815 & 2816
541631	321	541952	728	540904	28151 & 28161
6700787	51225	6752012	20997	6661820	2819
1454817	27320	1482137	17522	1432902	28191
91214	12583	103797	264	90929	28192
169721	6825	176546	73	169638	28193
1175657		1175657	2478	1173180	28198
3809378	4496	3813874	661	3795170	28199
17708529	3423579	21132108	114167	17553449	282
13903381	3012097	16915479	43823	13822379	2821
9402767	2960360	12363127	10	9370675	28211
219608	31	219640	17633	201929	28213
569005	1160	570165	240	566304	28214
346350	350	346700	1435	342403	28215 & 28216 & 28217
3365651	50196	3415847	24505	3341069	28219
365308	2333	367641	496	363151	2822
303903	800	304703	204	303698	28222
39200		39200	267	38933	28223
5854		5854	25	5829	28224
16352	1533	17885		14691	28227
365146	298	365444	2557	362537	2824
148213	298	148511		148213	28242
216933		216933	2557	214324	28243 & 28245 & 28246
1493468	368105	1861573	24932	1466647	2825
106397	2781	109178	795	105714	28253
5327		5327	210	5117	28256
1381744	365324	1747068	23927	1355816	28259
1552430	40745	1593175	42359	1509938	2826
1449736	40714	1490450	42043	1407693	28261
9270		9270	84	9120	28262
93424	31	93455	232	93125	28266
28796		28796		28796	2829
28796		28796		28796	28291 & 28292 28299
120385697	56250180	176635877	629252	107149154	29
66988291	45787201	112775492	28366	56194819	291
66988291	45787201	112775492	28366	56194819	2910
66610224	45770799	112381023	28242	55828479	29101
378067	16402	394469	124	366340	29102 & 29103
783791	1833	785624	16368	786335	292
783791	1833	785624	16368	786335	2920
70835		70835	137	67959	29201
712956	1833	714789	16231	718376	29202
52613616	10461145	63074761	584519	50168000	293
52613616	10461145	63074761	584519	50168000	2930
52613616	10461145	63074761	584519	50168000	29301

TABLE - 10.0 **CENSUS VALUE ADDED** **PAKISTAN**

2015-16

Value in '000' Rs

Industry Code	Industry Major Groups & Industries	No. of establishments	Total production at basic prices	Total Industrial Cost	Census value added at basic prices	Import/Excise Duty/less subsidy
1	2	3	4	5	6	7
30	OTHER TRANSPORT EQUIPMENT	181	125855654	95615196	30232799	694540
302 &	Railway locomotives & rolling stock					
309	Transport equipment n.e.c.	181	125855654	95615196	30232799	694540
3020 &	Railway locomotives & rolling stock					
3091	Motorcycles	170	124926931	94926718	29992554	694540
30202 &	Railway or tramway coaches services etc.					
30911	Motorcycles, engines for motorcycles	37	117813716	90257136	27548921	689354
30912	Parts & accessories for motorcycles.	133	7113215	4669582	2443633	5186
3092	Bicycles & invalid carriages	11	928723	688478	240246	
30921 &	Non-motorized bicycles & parts etc.					
30922	Invalid/baby carriages, their parts/accessories, etc.	11	928723	688478	240246	
31	FURNITURE	1462	48503238	27264840	21214465	44918
310	Furniture	1462	48503238	27264840	21214465	44918
3100	Furniture	1462	48503238	27264840	21214465	44918
31001 &	Furniture & fixtures.					
31002	Furniture for shops/churches, schools, restaurants	623	36194235	20479029	15694406	42712
31003	manufacture of office furniture	13	343175	188754	154421	51
31004	Furniture for kitchen bedrooms etc.	824	11820828	6499757	5317938	1805
31005	Laboratory benches/ laboratory furniture	2	145000	97300	47700	350
32	OTHER MANUFACTURING	1430	95841494	52078456	43747302	108261
321	Jewellery, bijouterie etc	63	3181743	1905086	1276657	53
3211	Jewellery & related articles	27	2239669	1327446	912223	53
32113 &	Jewellery, goldsmiths' articles.					
32114	Metal watchs, watch straps & cigarette cases etc.	27	2239669	1327446	912223	53
3212	Imitation jewellery & related articles	36	942074	577640	364434	
32121	Costume or imitation jewellery.	36	942074	577640	364434	
322	Musical instruments	10	115120	53963	61157	-26
3220	Musical instruments	10	115120	53963	61157	-26
32201 &	Stringed instruments, harmoniums etc.					
32202	Musical instruments & parts.	10	115120	53963	61157	-26
323	Sports goods	382	42431972	22905807	19523473	-2549
3230	Sports goods	382	42431972	22905807	19523473	-2549
32301	Foot balls.	120	18994751	8902446	10090257	-21601
32302	Rackets, bats.	31	1235557	615529	620028	782
32309	Other sports articles/ equipment etc.	231	22201663	13387832	8813188	18270
324	Games & toys	13	348635	214011	134623	
3240	Games & toys	13	348635	214011	134623	
32401	Dolls, toy animals etc.	13	348635	214011	134623	
325	Medical & dental instruments & supplies	906	38716467	20762761	17951903	93499
3250	Medical & dental instruments & supplies	906	38716467	20762761	17951903	93499
32501	Surgical drapes/ sterile string etc	22	11316667	6817160	4499507	
32505	Surgical, dental/ veterinary furniture.	6	75112	42521	32591	
32506	Dental instruments/ orthopaedic devices	46	1099375	570936	528439	2432
32509	Others n.e.c.	832	26225313	13332144	12891366	91067
329	Other manufacturing n.e.c.	56	11047558	6236828	4799489	17285
3290	Other manufacturing n.e.c.	56	11047558	6236828	4799489	17285
32902	Brooms & brushes.	24	1436687	854111	571335	3806
32903	Pens, pencils & stamps etc.	13	8260639	4441157	3819482	13479
32909	Others n.e.c.	19	1350232	941559	408672	

TABLE - 10.0 **CENSUS VALUE ADDED** **PAKISTAN**
2015-16
Value in '000' Rs

Census value added at producer prices	Sales Tax (Net)	Census value added at market prices	District/Provincial Taxes & land/vehicles tax	Census value added at factor cost	Industry Code
8	9	10	11	12	1
30927339	13386278	44313617	217505	30015294	30
30927339	13386278	44313617	217505	30015294	302 & 309
30687094	13385625	44072719	217438	29775116	3020 & 3091
28238275	13234310	41472585	209787	27339134	30202 & 30911
2448818	151315	2600134	7651	2435982	30912
240246	653	240899	67	240178	3092
240246	653	240899	67	240178	30921 & 30922
21259383	519316	21778698	111140	21103325	31
21259383	519316	21778698	111140	21103325	310
21259383	519316	21778698	111140	21103325	3100
15737118	481250	16218367	91695	15602711	31001 & 31002
154472	17316	171788	38	154383	31003
5319743	14250	5333993	19407	5298531	31004
48050	6500	54550		47700	31005
43855563	508736	44364299	51836	43695466	32
1276710	16666	1293376	631	1276026	321
912275	669	912945	178	912045	3211
912275	669	912945	178	912045	32113 & 32114
364434	15997	380431	453	363981	3212
364434	15997	380431	453	363981	32121
61131	659	61790	39	61118	322
61131	659	61790	39	61118	3220
61131	659	61790	39	61118	32201 & 32202
19520924	279856	19800780	13801	19509672	323
19520924	279856	19800780	13801	19509672	3230
10068655	213863	10282519	3641	10086615	32301
620809	3039	623849	124	619903	32302
8831459	62954	8894412	10035	8803153	32309
134623		134623	10	134613	324
134623		134623	10	134613	3240
134623		134623	10	134613	32401
18045402	204605	18250007	31915	17919988	325
18045402	204605	18250007	31915	17919988	3250
4499507		4499507		4499507	32501
32591	249	32839	11	32580	32505
530871	841	531712	637	527802	32506
12982433	203516	13185949	31267	12860100	32509
4816774	6949	4823723	5440	4794049	329
4816774	6949	4823723	5440	4794049	3290
575140	4214	579354	4559	566775	32902
3832961	2735	3835696	347	3819135	32903
408672		408672	534	408139	32909

TABLE - 11.0 **CONTRIBUTION TO GDP** **PAKISTAN**

2015-16

Value in '000' Rs

Industry Code	Industry Major Groups & Industries	No. of establishments	Census Value Added at Market Price	Non Industrial Receipts	Non Industrial Payments	Contribution to GDP at Market Price	Sales Tax (Net)
1	2	3	4	5	6	7	8
C	**ALL INDUSTIRES**	**42578**	**4367452259**	**14925448**	**642885691**	**3739492017**	**644460605**
10	FOOD PRODUCTS	5597	695009174	2265344	129233086	568041432	61069776
101	Processing & preserving of meat	22	9634836	1241	2953825	6682252	56779
1010	Processing & preserving of meat	22	9634836	1241	2953825	6682252	56779
10102	Fresh, chilled or frozen meat	10	4912202		2005451	2906751	40617
10104 &	Meat products						
10107	Processing of animal offal	12	4722634	1241	948374	3775501	16162
102	Processing & preserving of fish	14	572126		89151	482976	
1020	Processing/ preserving of fish, molluscs	14	572126		89151	482976	
10202	Fish, crustacean & mollusc products	14	572126		89151	482976	
103	Processing of fruit/ vegetables	44	7084790		1963635	5121155	1770884
1030	Processing/ preserving of fruit/ vegetables	44	7084790		1963635	5121155	1770884
10302	Preserving of fruit, nuts or vegetables	30	1566573		546408	1020164	
10304	Fruit or vegetable juices.	3	195225		60941	134284	
10305	Jams, jellies & marmalades	11	5322993		1356286	3966707	1770884
104	Vegetable & animal oils/ fats	843	129998102	1900120	20225168	111673054	5595237
1040	Vegetable & animal oils & fats	843	129998102	1900120	20225168	111673054	5595237
10401	Crude / refined vegetable oils	507	116859590	1897647	19322840	99434397	5497750
10405	Cotton linters.	205	11160375	604	770614	10390365	21113
10406	Oilcakes & others	131	1978138	1869	131713	1848293	76373
105	Dairy products	148	122179693	10998	39231696	82958995	12102142
1050	Dairy products	148	122179693	10998	39231696	82958995	12102142
10501	fresh liquid milk & milk-based drinks	26	111097831		36051058	75046773	9629447
10504	Butter/ cheese etc.	17	856968		202489	654479	75919
10506	Ice cream & other edible ice.	100	10093917	10998	2949060	7155856	2396746
10509	Others n.e.c.	5	130977		29090	101887	30
106	Grain mill products, starches etc	3097	147031398	209233	11207862	136032768	4046103
1061	Grain mill products	3094	134197827	203780	9833110	124568496	554613
10611	Grain milling.	1144	67388451	41374	5358956	62070869	307268
10612	Rice milling.	1782	63710652	152265	4175425	59687492	178049
10613	Vegetable milling	166	2899847	10141	280095	2629893	9642
10614	Cereal breakfast foods	2	198876		18634	180242	59654
1062	Starches & starch products	3	12833571	5453	1374752	11464272	3491490
10621 &	Starches from rice, potatoes, maize etc.						
10623	Glucose/ glucose syrup etc	3	12833571	5453	1374752	11464272	3491490
107	Other food products	1245	234476871	143560	50117584	184502847	36021159
1071	Bakery products	807	55840851	7016	11972688	43875179	9211768
10711	Bread & rolls	88	4869299	531	718598	4151232	181039
10712	Pastry, cakes, pies etc.	100	2094458	1958	403455	1692960	71663
10713	Rusks, biscuits & bakery products	344	44237573	4157	9613870	34627860	8926659
10719	Others n.e.c.	275	4639521	371	1236764	3403127	32407
1072	Sugar	82	93245872	128176	12096002	81278046	15787575
10721	Sugar & sugar substitutes	82	93245872	128176	12096002	81278046	15787575
1073	Chocolate & sugar confectionery	86	19655500	95	6908722	12746873	970556
10732	Chocolate & sugar confectionery	81	19614567	95	6905843	12708819	969946
10733	Chewing gum	5	40933		2879	38054	610
1074	Macaroni, noodles, pasta etc.	16	284444		94417	190027	6117
10741	Pastas/ macaroni etc	16	284444		94417	190027	6117
1079	Other food products n.e.c.	254	65450204	8272	19045755	46412722	10045142
10792 &	Blending of tea & mate						
10794	Infant formula or baby foods etc	14	36809541	1504	13024547	23786498	9267194
10795	Prepared foods/sandwiches, fresh pizza etc.	2	1819023			1819023	
10796	Spices, sauces & condiments	50	13983003		4362928	9620075	13966
10798	Processing of salt	37	1163432		241633	921798	293
10799	Others n.e.c.	151	11675205	6768	1416646	10265327	763688
108	Prepared animal feeds	184	44031357	192	3444165	40587384	1477472
1080	Prepared animal feeds	184	44031357	192	3444165	40587384	1477472
10802	Prepared feeds for farm animals	184	44031357	192	3444165	40587384	1477472
11	BEVERAGES	131	145530557	187175	36102409	109615323	34625562
110	Beverages	131	145530557	187175	36102409	109615323	34625562
1101 &	Distilling, rectifying/ blending of spirits						
1104	Soft drinks, mineral waters etc	131	145530557	187175	36102409	109615323	34625562
11010 &	Alcoholic beverages/ distilled spirits						
11041	Non-alcoholic beverages	35	21365816	17076	4792883	16590010	4947064
11042	Natural mineral waters/ bottled waters	54	5489244	650	1227682	4262212	192853
11043	Soft drinks like lemonade, cola etc.	42	118675497	169449	30081844	88763101	29485645
12	TOBACCO PRODUCTS	28	224589688		12344614	212245074	35071690
120	Tobacco products	28	224589688		12344614	212245074	35071690
1200	Tobacco products	28	224589688		12344614	212245074	35071690
12001	Tobacco products & substitutes etc.	25	224532071		12343508	212188563	35071690
12009	Others n.e.c.	3	57617		1106	56511	

TABLE - 11.0 **CONTRIBUTION TO GDP** **PAKISTAN**

2015-16

Value in '000' Rs

Contribution to GDP at Producer Price	Excise Duty & Other Taxes less Subsidies	Contribution to GDP at Basic Price	District/Provincial Taxes and Land/Vehicle Tax	Contribution to GDP at Factor Cost	Industry Code
9	10	11	12	13	1
3095031412	**148387057**	**2946644355**	**98277299**	**2848367056**	**C**
506971656	12067018	494904637	2976776	491927862	10
6625473	-20096	6645570	35423	6610147	101
6625473	-20096	6645570	35423	6610147	1010
2866134	-20096	2886230	614	2885616	10102
3759339		3759339	34809	3724531	10104 & 10107
482976	332	482644	294	482349	102
482976	332	482644	294	482349	1020
482976	332	482644	294	482349	10202
3350271	402	3349869	600	3349269	103
3350271	402	3349869	600	3349269	1030
1020164		1020164	295	1019869	10302
134284		134284	282	134002	10304
2195822	402	2195420	23	2195398	10305
106077818	7942581	98135237	1521392	96613845	104
106077818	7942581	98135237	1521392	96613845	1040
93936646	7393774	86542872	1264493	85278379	10401
10369252	548978	9820274	242337	9577937	10405
1771920	-171	1772091	14561	1757529	10406
70856853	609277	70247576	148858	70098718	105
70856853	609277	70247576	148858	70098718	1050
65417326	618697	64798629	101566	64697063	10501
578560	-9518	588078	2992	585086	10504
4759110	94	4759016	44152	4714864	10506
101857	4	101853	148	101705	10509
131986665	-541840	132528505	559643	131968862	106
124013883	-541840	124555723	559643	123996080	1061
61763601	-223670	61987271	155783	61831488	10611
59509443	-345547	59854990	377997	59476993	10612
2620250	27377	2592874	25863	2567011	10613
120588		120588		120588	10614
7972782		7972782		7972782	1062
7972782		7972782		7972782	10621 & 10623
148481689	2414048	146067640	364446	145703194	107
34663411	202120	34461291	115146	34346145	1071
3970193	60486	3909706	5959	3903747	10711
1621297	-387	1621684	5886	1615798	10712
25701201	141966	25559235	26639	25532596	10713
3370720	54	3370665	76661	3294004	10719
65490471	1737205	63753267	32228	63721039	1072
65490471	1737205	63753267	32228	63721039	10721
11776317	329023	11447295	16844	11430451	1073
11738873	329020	11409854	16826	11393028	10732
37444	3	37441	18	37423	10733
183910	6476	177434	57	177377	1074
183910	6476	177434	57	177377	10741
36367580	139226	36228354	200171	36028183	1079
14519304	3877	14515427		14515427	10792 & 10794
1819023		1819023		1819023	10795
9606109	4090	9602019	6399	9595619	10796
921505	98210	823295	1165	822130	10798
9501639	33048	9468591	192607	9275984	10799
39109911	1662315	37447597	346119	37101477	108
39109911	1662315	37447597	346119	37101477	1080
39109911	1662315	37447597	346119	37101477	10802
74989761	16281465	58708297	15868	58692429	11
74989761	16281465	58708297	15868	58692429	110
74989761	16281465	58708297	15868	58692429	1101 & 1104
11642945	647229	10995717	2522	10993195	11010 & 11041
4069359	19138	4050221	7833	4042388	11042
59277457	15615098	43662359	5513	43656846	11043
177173384	116015550	61157834	293212	60864622	12
177173384	116015550	61157834	293212	60864622	120
177173384	116015550	61157834	293212	60864622	1200
177116873	116015538	61101335	293032	60808303	12001
56511	12	56499	180	56319	12009

TABLE - 11.0 **CONTRIBUTION TO GDP** **PAKISTAN**

2015-16

Value in '000' Rs

Industry Code	Industry Major Groups & Industries	No. of establishments	Census Value Added at Market Price	Non Industrial Receipts	Non Industrial Payments	Contribution to GDP at Market Price	Sales Tax (Net)
1	2	3	4	5	6	7	8
13	TEXTILES	7503	748393756	473986	129533179	619334562	30587898
131	Spinning, weaving, finishing of textile	5819	685287540	462012	118899350	566850201	29790451
1311	Spinning of textile fibres	828	344796280	304520	56551017	288549784	23740658
13112	Spinning of yarn or thread	828	344796280	304520	56551017	288549784	23740658
1312	Weaving of textiles	4442	295612377	147298	55643015	240116660	5309351
13121	Broad woven fabrics	4130	273902748	142993	52279391	221766351	4996909
13122	Other broad woven fabrics etc.	2	917671	1819	103273	816217	155485
13129	Others n.e.c.	310	20791958	2486	3260352	17534092	156957
1313	Finishing of textiles	549	44878882	10193	6705318	38183757	740443
13131	Bleaching & dyeing of fabrics	549	44878882	10193	6705318	38183757	740443
139	Other textiles	1684	63106216	11974	10633830	52484360	797447
1392	Made-up textile articles	346	41855225	209	7782563	34072871	180580
13921	Madeup articles of any textile material	278	31905154	209	5272012	26633351	162291
13922	Made-up furnishing articles	56	9499383		2437789	7061594	17814
13929	Others n.e.c.	12	450689		72762	377927	475
1393	Carpets & rugs	77	2000874	1634	301415	1701093	193956
13930	Floor coverings like carpets, rugs etc.	77	2000874	1634	301415	1701093	193956
1394	Cordage, rope, twine & netting	20	657039		146123	510915	7231
13941 &	Twine, cordage, rope etc.						
13942	Knotted netting of twine, cordage/ rope	20	657039		146123	510915	7231
1399	Other textiles n.e.c.	1241	18593078	10131	2403729	16199480	415680
13991	Labels/ badges etc.	57	4406256		1310776	3095480	229795
13992	Tulles/ laces & other net fabrics	1148	13139435	10131	1015343	12134223	129860
13999	Others n.e.c.	36	1047387		77609	969777	56024
14	WEARING APPAREL	2371	295819552	51158	52472973	243397737	5077696
141	Wearing apparel	2147	267012246	51158	51669551	215393853	4556744
1410	Wearing apparel	2147	267012246	51158	51669551	215393853	4556744
14101	Wearing apparel of leather	184	10418717	55	1775621	8643151	52799
14102	Outerwear/ work wear	1284	229856895	36583	47211953	182681525	4336432
14103	Underwear/ nightwear	166	8985269	8189	490489	8502969	74656
14104	Babies' garments/ tracksuits etc.	20	2283625		168927	2114698	7238
14105 &	Other clothing accessories						
14109	Others n.e.c.	493	15467739	6331	2022560	13451510	85618
143	Knitted & crocheted apparel	224	28807306		803422	28003884	520952
1430	Knitted & crocheted apparel	224	28807306		803422	28003884	520952
14301	Knitted or crocheted wearing apparel	30	1336302		131598	1204704	1456
14302	Hosiery, socks, tights & pantyhose etc	194	27471004		671824	26799180	519497
15	LEATHER PRODUCTS	1150	53411878	18509	9926550	43503837	2753931
151	Tanning of leather & leather products	398	20276361	8991	3898674	16386678	68011
1511	Tanning & dressing of leather	346	14396107	8991	2663540	11741558	64748
15111	Tanning/ dressing of hides & skins	341	14382531	8991	2663140	11728382	64748
15119	Others n.e.c.	5	13576		400	13176	
1512	Luggage, h&bags, saddlery etc.	52	5880253		1235133	4645120	3263
15121	Luggage, h&bags etc.	27	4573797		982616	3591180	1127
15122	Articles of leather etc.	25	1306457		252517	1053939	2137
152	Footwear	752	33135517	9517	6027876	27117158	2685920
1520	Footwear	752	33135517	9517	6027876	27117158	2685920
15201	Footwear	746	33053221	9517	6024058	27038680	2675874
15202	Leather parts of footwear etc.	6	82296		3818	78478	10045
16	WOOD AND WOOD PRODUCTS	642	11383391	12317	675654	10720054	1081846
161	Sawmilling & planning of wood	147	2016273	902	71099	1946076	38527
1610	Sawmilling & planning of wood	147	2016273	902	71099	1946076	38527
16101 &	Sawing & planning of wood						
16102	Wooden railway sleepers	147	2016273	902	71099	1946076	38527
162	Products of wood, cork, straw etc.	495	9367118	11416	604555	8773979	1043319
1621	Veneer sheets & wood-based panels	82	7241068	46	456379	6784735	1014685
16211	Manufacture of veneer sheets	6	297521		9298	288223	
16212	Plywood/ veneer panel/ laminated sheets	50	2942862	46	172122	2770787	213740
16213	Particle board/ densified wood etc.	26	4000684		274959	3725725	800945
1622	Builders' carpentry & joinery	123	870236	3511	49827	823919	11398
16221	Wooden goods of construction industry	123	870236	3511	49827	823919	11398
1623	Wooden containers	182	648660	7401	59746	596315	17140
16231	Packing boxes, crates, drums of wood	182	648660	7401	59746	596315	17140
1629	Other wood products	108	607154	458	38602	569010	95
16291	Wood products	108	607154	458	38602	569010	95
17	PAPER AND PAPER PRODUCTS	787	64853089	24517	6248468	58629138	4630345
170	Paper & paper products	787	64853089	24517	6248468	58629138	4630345
1701	Pulp, paper & paperboard	267	21141789	2279	1427675	19716394	1940880
17013	Paper & paperboard	259	20931209	2279	1399237	19534252	1899596
17019	Others n.e.c.	8	210580		28438	182142	41284

TABLE - 11.0 **CONTRIBUTION TO GDP** **PAKISTAN**

2015-16

Value in '000' Rs

Contribution to GDP at Producer Price	Excise Duty & Other Taxes less Subsidies	Contribution to GDP at Basic Price	District/Provincial Taxes and Land/Vehicle Tax	Contribution to GDP at Factor Cost	Industry Code
9	10	11	12	13	1
588746663	512286	588234377	2673466	585560911	13
537059750	295031	536764719	2084215	534680505	131
264809126	295907	264513219	1358415	263154805	1311
264809126	295907	264513219	1358415	263154805	13112
234807310	-54347	234861656	411455	234450201	1312
216769442	-54318	216823761	371850	216451911	13121
660732		660732		660732	13122
17377135	-28	17377164	39605	17337558	13129
37443314	53470	37389844	314345	37075499	1313
37443314	53470	37389844	314345	37075499	13131
51686913	217256	51469658	589252	50880406	139
33892291	118222	33774069	69961	33704108	1392
26471059	118117	26352942	51702	26301240	13921
7043780	105	7043675	17616	7026058	13922
377451		377451	642	376810	13929
1507137	14438	1492699	16972	1475727	1393
1507137	14438	1492699	16972	1475727	13930
503684		503684	4235	499449	1394
503684		503684	4235	499449	13941 & 13942
15783801	84596	15699205	498084	15201121	1399
2865685		2865685	425	2865260	13991
12004363	-6913	12011276	391194	11620083	13992
913753	91509	822244	106465	715779	13999
238320041	-92331	238412372	1302184	237110189	14
210837109	-38192	210875302	984808	209890494	141
210837109	-38192	210875302	984808	209890494	1410
8590352	-34722	8625075	39850	8585224	14101
178345093	-5258	178350351	849434	177500916	14102
8428312	-7392	8435704	57492	8378212	14103
2107460	-155	2107615	10117	2097498	14104
13365892	9335	13356557	27914	13328643	14105 & 14109
27482932	-54138	27537070	317376	27219694	143
27482932	-54138	27537070	317376	27219694	1430
1203248	393	1202855	2144	1200711	14301
26279683	-54532	26334215	315232	26018983	14302
40749906	43951	40705955	177945	40528010	15
16318667	-5103	16323770	100445	16223326	151
11676811	-4953	11681764	99783	11581981	1511
11663635	-4953	11668588	99783	11568805	15111
13176		13176		13176	15119
4641856	-150	4642006	662	4641345	1512
3590054	-150	3590204	635	3589569	15121
1051803		1051803	27	1051776	15122
24431238	49054	24382185	77501	24304684	152
24431238	49054	24382185	77501	24304684	1520
24362806	49054	24313752	77255	24236497	15201
68432		68432	245	68187	15202
9638209	278515	9359694	35012	9324682	16
1907549	-43068	1950617	2286	1948330	161
1907549	-43068	1950617	2286	1948330	1610
1907549	-43068	1950617	2286	1948330	16101 & 16102
7730660	321583	7409077	32725	7376352	162
5770049	306509	5463540	10436	5453104	1621
288223		288223	90	288133	16211
2557046	3420	2553627	5789	2547838	16212
2924780	303089	2621691	4557	2617133	16213
812521	3052	809469	3137	806332	1622
812521	3052	809469	3137	806332	16221
579176	8857	570318	16724	553595	1623
579176	8857	570318	16724	553595	16231
568914	3164	565750	2429	563320	1629
568914	3164	565750	2429	563320	16291
53998793	394830	53603963	162275	53441688	17
53998793	394830	53603963	162275	53441688	170
17775514	-12786	17788300	56043	17732258	1701
17634656	-12786	17647442	55808	17591635	17013
140858		140858	235	140623	17019

TABLE - 11.0 **CONTRIBUTION TO GDP** **PAKISTAN**

2015-16

Value in '000' Rs

Industry Code	Industry Major Groups & Industries	No. of establishments	Census Value Added at Market Price	Non Industrial Receipts	Non Industrial Payments	Contribution to GDP at Market Price	Sales Tax (Net)
1	2	3	4	5	6	7	8
1702	Corrugated paper/ paperboard & containers	483	37856426	22238	3858761	34019902	2386237
17021	Corrugated paper/ paperboard containers	472	35808761	22114	3721967	32108908	2056709
17022	Sacks, bags & similar articles of paper	11	2047665	123	136794	1910994	329528
1709	Other articles of paper & paperboard	37	5854874		962032	4892842	303229
17091	Personal hygiene paper product	23	3805989		460860	3345128	272741
17099	Others n.e.c.	14	2048885		501172	1547714	30488
18	PRINTING/REPRODUCTION OF RECORDED MEDIA	422	27318148	36158	3857702	23496605	3048695
181	Printing	422	27318148	36158	3857702	23496605	3048695
1811	Printing	418	27196121	36158	3854497	23377783	3048695
18111	Printing of newspapers/ magazines	78	9184448	2794	2395780	6791462	16945
18112	Printing of books, brochures, maps etc	172	3744260	5246	482289	3267217	109750
18113	Printing of postage stamps, cheques etc	3	6661016	27633	162633	6526016	1606680
18114	Printing of diaries & calendars etc	14	302637		28031	274607	
18115	Printing on textile, glass, metal, wood	146	7273015	485	782877	6490623	1314978
18119	Other printing n.e.c.	5	30745		2887	27858	343
1812	Service related to printing	4	122027		3205	118822	
18121 &	Binding of printed sheets						
18123 &	Plate/image-making setting services						
18124	Preparation of plates & dies	4	122027		3205	118822	
19	COKE AND REFINED PETROLEUM PRODUCTS	69	394994316	9154122	8864579	395283859	206287948
192	Refined petroleum products	69	394994316	9154122	8864579	395283859	206287948
1920	Refined petroleum products	69	394994316	9154122	8864579	395283859	206287948
19201	Production of motor fuel/ kerosene etc.	8	370895816	9153607	7187282	372862141	205063021
19203 &	Oil-based lubricating oils or greases						
19205	White spirit, vaseline, paraffin wax	55	24076037	515	1676267	22400285	1224927
19207	Blending of bio fuels	6	22463		1030	21433	
20	CHEMICALS AND CHEMICAL PRODUCTS	947	376600948	139947	86335660	290405235	62412884
201	Basic chemicals, fertilizers etc.	379	219592957	85231	44877528	174800660	39419674
2011	Basic chemicals	219	73207916	9443	12812700	60404660	12291408
20111	Inorganic industrial/ medical gases	75	15644858		3723230	11921628	100373
20112	Dyes & pigments in basic form	41	11582988	7506	2157909	9432585	775672
20113	Manufacture of inorganic acids & bases	35	12310859	1418	1292320	11019957	1839131
20114	Chemical elements & other inorganic compounds	2	7695		825	6870	
20115	Basic organic chemicals	46	24155953	519	3225313	20931159	6934206
20119	Others n.e.c.	20	9505564		2413104	7092460	2642026
2012	Fertilizers & nitrogen compounds	23	126093064	21112	29122758	96991418	20905259
20121 &	Fertilizers						
20122	Nitrogen products	23	126093064	21112	29122758	96991418	20905259
2013	Plastics & synthetic rubber	137	20291977	54675	2942070	17404582	6223007
20131	Plastics in primary forms	137	20291977	54675	2942070	17404582	6223007
202	Other chemical products	560	155960229	54317	41181976	114832570	22911567
2021	Pesticides/ agrochemical products etc	63	13610405		1866295	11744110	764280
20211	Insecticides/ fungicides/ herbicides	61	13566053		1859149	11706904	764280
20219	Other agrochemical products n.e.c.	2	44351		7146	37205	
2022	Paints, varnishes & printing ink etc.	133	30768493	535	5278543	25490485	3758988
20221	Paints & varnishes etc	123	30199918	535	5168461	25031993	3732983
20225	Caulking compounds etc	2	31952		12332	19620	
20227	Printing ink	8	536622		97750	438872	26005
2023	Soap, perfumes & toilet preparations	229	100175848	52091	32824508	67403431	17250230
20232	Soap	139	37947021	264	13435934	24511350	2196804
20234	Detergent, dish-washing preparation etc	19	20761247	44138	7710968	13094416	5457431
20235	Cleaning & polishing products	10	274871	1674	78867	197678	31462
20236 &	Perfumes & toilet preparations						
20239	Others n.e.c.	61	41192710	6015	11598739	29599986	9564532
2029	Other chemical products n.e.c.	135	11405483	1690	1212629	10194545	1138069
20291	Propellant powders/ explosives	29	2488289	35	133420	2354904	524126
20292 &	Gelatine/ glues & prepared adhesives						
20293	Aromatic/odoriferous/distilled waters products	47	5073515		494742	4578773	254821
20294	Photographic plates, films etc	3	505003	1564	112382	394185	96678
20298	Matches	24	1058695		64217	994479	116198
20299	Others n.e.c.	32	2279981	91	407868	1872204	146246
203	Man-made fibres	8	1047762	400	276157	772005	81643
2030	Man-made fibres	8	1047762	400	276157	772005	81643
20301	Synthetic or artificial filament tow	3	356171	400	26498	330073	33171
20303	Synthetic or artificial filament yarn	5	691591		249659	441932	48472
21	BASIC PHARMACEUTICAL PRODUCTS	608	224964275	65927	64277051	160753150	1609551
210	Pharmaceuticals	608	224964275	65927	64277051	160753150	1609551
2100	Pharmaceuticals	608	224964275	65927	64277051	160753150	1609551
21001	Medicinal active substances	535	210758648	23906	59578850	151203704	1293992
21003	Medicaments/ homeopathic preparations	57	12258809	31322	4170020	8120111	10249
21009	Other such activities n.e.c.	16	1946817	10698	528180	1429335	305310

TABLE - 11.0 **CONTRIBUTION TO GDP** **PAKISTAN**

2015-16

Value in '000' Rs

Contribution to GDP at Producer Price	Excise Duty & Other Taxes less Subsidies	Contribution to GDP at Basic Price	District/Provincial Taxes and Land/Vehicle Tax	Contribution to GDP at Factor Cost	Industry Code
9	10	11	12	13	1
31633665	182004	31451661	105282	31346378	1702
30052199	3564	30048635	98941	29949694	17021
1581466	178441	1403026	6341	1396684	17022
4589614	225612	4364002	950	4363052	1709
3072388	156654	2915734	835	2914898	17091
1517226	68958	1448268	114	1448154	17099
20447909	197258	20250651	82008	20168643	18
20447909	197258	20250651	82008	20168643	181
20329087	197258	20131829	82008	20049821	1811
6774517		6774517		6774517	18111
3157468	-5336	3162803	11819	3150985	18112
4919336		4919336	2869	4916467	18113
274607		274607	2511	272096	18114
5175645	202594	4973051	64797	4908254	18115
27515		27515	12	27503	18119
118822		118822		118822	1812
118822		118822		118822	18121 & 18123 & 18124
188995911	3495429	185500482	86519110	98981373	19
188995911	3495429	185500482	86519110	98981373	192
188995911	3495429	185500482	86519110	98981373	1920
167799120	3437628	164361491	86438174	77923317	19201
21175358	57800	21117558	80936	21036622	19203 & 19205
21433		21433		21433	19207
227992351	-27715554	255707905	429647	255278258	20
135380986	-28113447	163494433	128735	163365698	201
48113252	289579	47823673	44924	47778749	2011
11821256		11821256	6676	11814580	20111
8656913	12557	8644356	1557	8642799	20112
9180826	6317	9174508	35327	9139181	20113
6870		6870	8	6862	20114
13996953	246457	13750496	1302	13749195	20115
4450434	24248	4426186	54	4426132	20119
76086159	-28641351	104727510	1703	104725807	2012
76086159	-28641351	104727510	1703	104725807	20121 & 20122
11181575	238324	10943251	82108	10861143	2013
11181575	238324	10943251	82108	10861143	20131
91921003	386376	91534626	300859	91233768	202
10979830	180480	10799350	36255	10763095	2021
10942625	180480	10762145	36085	10726060	20211
37205		37205	170	37035	20219
21731497	60519	21670977	19868	21651109	2022
21299010	12272	21286737	5047	21281690	20221
19620		19620		19620	20225
412867	48247	364620	14821	349799	20227
50153200	34526	50118674	66194	50052479	2023
22314546	-4007	22318552	19543	22299009	20232
7636985	31798	7605187	632	7604555	20234
166216		166216		166216	20235
20035454	6735	20028719	46020	19982699	20236 & 20239
9056476	110851	8945625	178541	8767084	2029
1830778		1830778	974	1829804	20291
4323951	73909	4250043	61450	4188593	20292 & 20293
297507	17017	280490	3468	277023	20294
878281	9616	868665	1924	866741	20298
1725958	10309	1715649	110726	1604923	20299
690362	11517	678845	54	678791	203
690362	11517	678845	54	678791	2030
296902	11517	285385	54	285331	20301
393460		393460		393460	20303
159143599	360606	158782993	726494	158056499	21
159143599	360606	158782993	726494	158056499	210
159143599	360606	158782993	726494	158056499	2100
149909712	349202	149560510	703975	148856536	21001
8109862	2573	8107289	19770	8087519	21003
1124025	8831	1115194	2750	1112444	21009

TABLE - 11.0 **CONTRIBUTION TO GDP** **PAKISTAN**

2015-16

Value in '000' Rs

Industry Code	Industry Major Groups & Industries	No. of establishments	Census Value Added at Market Price	Non Industrial Receipts	Non Industrial Payments	Contribution to GDP at Market Price	Sales Tax (Net)
1	2	3	4	5	6	7	8
22	RUBBER AND PLASTICS PRODUCTS	1201	75454802	59912	5276327	70238387	11092812
221	Rubber products	129	15375173	97	1345474	14029797	2622873
2211	Rubber tyres & tubes	22	10388899		1038965	9349934	2255051
22111	Rubber tyres	20	10372228		1036521	9335707	2255051
22112	Inner tubes for tyres	2	16671		2444	14227	
2219	Other rubber products	107	4986274	97	306509	4679862	367822
22191	Other products of rubber	107	4986274	97	306509	4679862	367822
222	Plastics products	1072	60079629	59814	3930853	56208590	8469940
2220	Plastics products	1072	60079629	59814	3930853	56208590	8469940
22201	Plastic products for packing of goods	614	54063660	57783	3330398	50791045	8188563
22202	Builders' plastics ware	67	1087487		87273	1000214	42633
22203	Plastic tableware, kitchenware etc	202	2281507	581	149655	2132433	25012
22209	Other diverse plastic products	189	2646975	1450	363528	2284898	213733
23	OTHER NON-METALLIC MINERAL PRODUCTS	12866	406728038	1432210	26388118	381772129	55039456
231	Glass & glass products	96	22018416	7381	3336792	18689004	2674571
2310	Glass & glass products	96	22018416	7381	3336792	18689004	2674571
23101	Flat glass/ glass paving blocks	48	19888497	689	3127999	16761187	2285965
23102	Glass mirror/ bottle/ drinking glass	17	1124724	6585	103229	1028080	307557
23103	Pharmaceutical glassware etc.	9	534108		77286	456822	76383
23109	Others glass products n.e.c.	22	471087	107	28279	442915	4666
239	Non-metallic mineral products n.e.c.	12770	384709622	1424829	23051326	363083125	52364885
2391	Refractory products	5	22566		854	21712	
23912	Manufacture of refractory ceramic goods	5	22566		854	21712	
2392	Clay building materials	10095	148051392	1392989	7435139	142009241	2561431
23921	Ceramic tiles, mosaic cubes etc.	4	3111363	218	535840	2575741	1031501
23922	Non-refractory clay building materials	10053	144592294	1392771	6875083	139109982	1519057
23923	Ceramic sanitary fixtures	38	347734		24217	323517	10873
2393	Other porcelain & ceramic products	175	4539593	571	242695	4297468	197530
23931	Ceramic tableware & domestic articles	168	3797204	571	176336	3621439	24717
23932	Electrical fittings of ceramics etc.	2	695562		49903	645659	172813
23939	Other porcelain & ceramic products	5	46826		16455	30371	
2394	Cement, lime & plaster	77	209092008	10035	13610884	195491160	49353648
23941	Clinkers & hydraulic cement	21	208190108	10035	13514664	194685478	49352638
23943	Plasters of calcined gypsum/ sulphate	56	901901		96219	805681	1010
2395	Articles of concrete, cement & plaster	1088	10540313	5972	845346	9700939	143984
23951 &	Precast concrete, cement or stone						
23952	Structural component of cement, concrete	1008	10123329	5972	814088	9315213	143984
23959	Other articles of concrete or cement	80	416984		31258	385726	
2396	Cutting, shaping & finishing of stone	1310	11945395	15262	858212	11102446	41706
23961	Cutting, shaping & finishing of stone	1310	11945395	15262	858212	11102446	41706
2399	Other non-metallic mineral products	20	518355		58196	460159	66586
23991	Millstones/abrasive products and polishing	7	26128		5664	20464	
23993	Mineral insulating materials	2	6467		607	5860	
23995 &	Articles of asphalt etc						
23999	Manufacture of other such products n.e.c.	11	485760		51925	433835	66586
24	BASIC METALS	943	143481212	260207	11370416	132371002	22201486
241	Basic iron & steel	662	135707178	259884	10864458	125102604	21147518
2410	Basic iron & steel	662	135707178	259884	10864458	125102604	21147518
24102 &	Pig iron/spiegeleisen/ferro-alloys & ferrous products						
24103	Pure iron, granular iron & iron powder	2	836836	3055	77868	762023	176786
24104	Remelting of scrap ingot of iron/ steel	77	10384086	139	928900	9455326	727997
24106	Hot/cold-rolled products of steel	457	93250614	46587	6173261	87123941	12122761
24108	Welded tubes & pipes of steel	108	30558902	210102	3674195	27094809	8117884
24109	Others n.e.c.	18	676740		10234	666506	2090
242	Basic precious & non-ferrous metals	108	4523759		147519	4376240	765470
2420	Basic precious & non-ferrous metals	108	4523759		147519	4376240	765470
24202	Aluminium & alloys	63	3391411		137917	3253494	764419
24203	Lead, zinc, tin & alloys from ores	4	12868		641	12227	616
24205	Copper alloys	39	1067804		8269	1059536	434
24206	Chrome, manganese, nickel & alloys etc	2	51676		693	50983	
243	Casting of metals	173	3250274	323	358439	2892158	288499
2431	Casting of iron & steel	163	3212977	323	356541	2856760	288499
24311	Casting of iron	126	1761802	323	106533	1655592	3497
24312	Casting of steel	37	1451175		250007	1201168	285002
2432	Casting of non-ferrous metals	10	37297		1898	35398	
24324	Casting of precious metal castings	10	37297		1898	35398	
25	FABRICATED METAL PRODUCTS	1775	39529118	59134	3368743	36219510	1450681
251	Structural metal products etc	435	11798143	24258	904595	10917805	611545
2511	Structural metal products	387	10547581	22805	735022	9835365	487567
25111	Metal framework/ skeleton etc	27	4733545		389786	4343759	439229
25112	Metal door, window, shutter, gates etc	305	3353969	22805	253533	3123241	11534
25119	Others n.e.c.	55	2460068		91703	2368365	36804

TABLE - 11.0 **CONTRIBUTION TO GDP** **PAKISTAN**

2015-16

Value in '000' Rs

Contribution to GDP at Producer Price	Excise Duty & Other Taxes less Subsidies	Contribution to GDP at Basic Price	District/Provincial Taxes and Land/Vehicle Tax	Contribution to GDP at Factor Cost	Industry Code
9	10	11	12	13	1
59145574	432867	58712707	191302	58521405	22
11406924	919	11406005	10670	11395335	221
7094883	549	7094334	175	7094159	2211
7080656	549	7080107	125	7079982	22111
14227		14227	50	14177	22112
4312041	370	4311671	10495	4301175	2219
4312041	370	4311671	10495	4301175	22191
47738650	431948	47306703	180632	47126070	222
47738650	431948	47306703	180632	47126070	2220
42602483	473126	42129357	148135	41981221	22201
957582	14405	943177	1444	941733	22202
2107422	4882	2102539	17418	2085121	22203
2071165	-60465	2131630	13635	2117995	22209
326732673	8973079	317759594	721921	317037674	23
16014434	33616	15980818	25973	15954845	231
16014434	33616	15980818	25973	15954845	2310
14475222	7163	14468059	15430	14452629	23101
720523		720523	567	719955	23102
380439	23026	357414	950	356464	23103
438249	3427	434822	9025	425797	23109
310718240	8939463	301778776	695948	301082829	239
21712		21712	92	21620	2391
21712		21712	92	21620	23912
139447810	-314122	139761932	557921	139204011	2392
1544240		1544240		1544240	23921
137590926	-316142	137907068	557689	137349379	23922
312644	2020	310624	232	310392	23923
4099939	1773	4098165	7822	4090343	2393
3596722	1773	3594948	7757	3587191	23931
472846		472846		472846	23932
30371		30371	66	30305	23939
146137511	9308881	136828631		136828631	2394
145332840	9308854	136023987		136023987	23941
804671	27	804644		804644	23943
9556955	-55531	9612486	56022	9556464	2395
9171229	-55531	9226760	55389	9171370	23951 & 23952
385726		385726	633	385093	23959
11060740	-4281	11065021	64644	11000377	2396
11060740	-4281	11065021	64644	11000377	23961
393573	2743	390830	9446	381384	2399
20464	-62	20526		20526	23991
5860		5860	15	5845	23993
367249	2805	364444	9431	355013	23995 & 23999
110169516	2875647	107293870	493773	106800096	24
103955087	2832054	101123033	432336	100690697	241
103955087	2832054	101123033	432336	100690697	2410
585237		585237	1686	583551	24102 & 24103
8727329	72231	8655098	26952	8628146	24104
75001179	1964928	73036252	325988	72710264	24106
18976925	789182	18187743	77275	18110468	24108
664416	5712	658704	436	658268	24109
3610770	43545	3567226	33028	3534198	242
3610770	43545	3567226	33028	3534198	2420
2489076	42186	2446890	28660	2418230	24202
11611		11611	5	11606	24203
1059101		1059101	3818	1055283	24205
50983	1359	49624	545	49079	24206
2603659	48	2603611	28409	2575202	243
2568261	48	2568212	28357	2539856	2431
1652095	48	1652046	27069	1624978	24311
916166		916166	1288	914878	24312
35398		35398	52	35346	2432
35398		35398	52	35346	24324
34768828	85684	34683144	167685	34515460	25
10306260	79732	10226528	84310	10142218	251
9347798	65566	9282232	79883	9202349	2511
3904530	3952	3900578	9065	3891513	25111
3111707	66681	3045026	37709	3007317	25112
2331561	-5067	2336628	33109	2303519	25119

TABLE - 11.0 **CONTRIBUTION TO GDP** **PAKISTAN**

2015-16

Value in '000' Rs

Industry Code	Industry Major Groups & Industries	No. of establishments	Census Value Added at Market Price	Non Industrial Receipts	Non Industrial Payments	Contribution to GDP at Market Price	Sales Tax (Net)
1	2	3	4	5	6	7	8
2512	Tanks, reservoirs & containers of metal	39	685365	12	89649	595728	20778
25121	Reservoirs, tanks & containers of metal	6	141966		4178	137788	
25122	Metal containers for gas	31	534521	12	84321	450212	20778
25123	Central heating boilers & radiators	2	8878		1150	7728	
2513	Steam generators	9	565196	1440	79924	486712	103201
25131	Steam/ vapour generator, condenser etc	6	247038		25844	221194	45548
25132	Parts for marine or power boilers/ nuclear reactors etc.	3	318158	1440	54080	265518	57653
252	Weapons & ammunition	38	1414757	28647	79969	1363435	35969
2520	Weapons & ammunition	38	1414757	28647	79969	1363435	35969
25201 &	Heavy weapons						
25202	Small arms	38	1414757	28647	79969	1363435	35969
259	Other fabricated metal products	1302	26316219	6230	2384179	23938269	803167
2592	Treatment & coating of metals	5	16422		2265	14157	
25921 &	Plating, anodizing, s&blasting etc.						
25922	Colouring/engraving, non-metallic coating metals	5	16422		2265	14157	
2593	Cutlery, h& tools & general hardware	452	13188616	2319	1473829	11717106	551167
25931	Cutlery	245	1687563	684	122375	1565872	24439
25932	Knives, h& tools, saw blades etc	133	10941269	1634	1327273	9615630	525568
25933	Padlocks, locks, keys, hinges etc	57	431193		20105	411089	518
25934	Other tools of such nature n.e.c.	17	128591		4077	124515	642
2599	Other fabricated metal products n.e.c.	845	13111181	3911	908085	12207007	252000
25991	Cans, drums, buckets, boxes, tins etc	95	1877283	559	98265	1779577	29211
25992	Uninsulated or insulated metal cable	4	17564		3178	14385	
25993	Nails, bolts, screws, nuts, chains etc.	118	1246074	51	80270	1165855	125652
25994	Metal household articles	307	4866849	1615	247165	4621299	55227
25995	Metal goods for office use	48	645043	1400	94521	551922	1004
25996	Safes, strongboxes, armoured doors etc.	85	503056		30677	472379	656
25997	Various metal articles	106	2667865	286	194741	2473410	39068
25999	Others n.e.c.	82	1287447		159268	1128179	1182
26	COMPUTER, ELECTRONIC AND OPTICAL PRODUCTS	38	6675784		725059	5950725	495196
261	Electronic components & boards	8	689930		32161	657769	78884
2610	Electronic components & boards	8	689930		32161	657769	78884
26101 &	Capacitors, resistors, microprocessors						
26109	Others n.e.c.	8	689930		32161	657769	78884
263	Communication equipment	7	3029413		401564	2627849	4475
2630	Communication equipment	7	3029413		401564	2627849	4475
26301	Telephones pbx, facsimile equipment etc	2	3005036		394021	2611014	
26303	Cable television equipment, antenna etc	5	24377		7543	16834	4475
264	Consumer electronics	8	1975056		144860	1830197	411488
2640	Consumer electronics	8	1975056		144860	1830197	411488
26402	Televisions, monitors & displays	2	1336651		130191	1206460	411488
26409	Others n.e.c.	6	638405		14669	623737	
265	Measuring equipment; watches/ clocks	13	845408		116580	728828	349
2651	Measuring, navigating/ control equipment	9	810561		115608	694953	296
26514	Measuring & control equipment	2	52109		776	51333	219
26516	Scales, balances & laboratory apparatus	2	226030		57225	168805	77
26519	Manufacture of others n.e.c.	5	532422		57607	474815	
2652	Watches & clocks	4	34848		973	33875	53
26521	Watches & clocks	4	34848		973	33875	53
266 &	Electro medical/ electrotherapeutic equipment						
268	Magnetic & optical media	2	135976		29893	106083	
2660 &	Irradiation, electro medical equipment						
2680	Magnetic & optical media	2	135976		29893	106083	
26602 &	Electro medical/ electrotherapeutic equipment						
26801	Audio & video tapes/ cassettes	2	135976		29893	106083	
27	ELECTRICAL EQUIPMENT	768	106373243	52418	20470309	85955352	31061454
271	Electric motor, generator, transformer	148	30422738	3882	6310884	24115736	7275809
2710	Electric motors, generators, transformers etc.	148	30422738	3882	6310884	24115736	7275809
27101	Electric transformers	23	17872808		3458254	14414553	4264168
27102	Electric motors/ power generators etc	19	1418074	3407	148640	1272841	21448
27103	Electric power distribution panel etc.	64	10593525	475	2643829	7950171	2980751
27104	Switchboard apparatus, fuses, switches	2	129323		9607	119716	7300
27109	Others n.e.c.	40	409008		50554	358454	2142
272	Batteries & accumulators	24	35965756	860	6283581	29683035	14663852
2720	Batteries & accumulators	24	35965756	860	6283581	29683035	14663852
27203	Lead acid/ lithium/ dry/ wet batteries	24	35965756	860	6283581	29683035	14663852
273	Wiring & wiring devices	120	21199633	35797	3348933	17886498	7868863
2731 &	Fibre optic cables						
2732	Other electric wires & cables	120	21199633	35797	3348933	17886498	7868863
27310 &	Fibre optic cable for data transmission etc.						
27320	Insulated wire & cable	120	21199633	35797	3348933	17886498	7868863
274	Electric lighting equipment	43	1754247		264451	1489796	655905
2740	Electric lighting equipment	43	1754247		264451	1489796	655905
27401	Lamps, bulbs, ch&eliers,lanterns etc.	14	1669074		259161	1409914	653768
27409	Others n.e.c.	29	85173		5290	79883	2137

TABLE - 11.0 **CONTRIBUTION TO GDP** **PAKISTAN**

2015-16

Value in '000' Rs

Contribution to GDP at Producer Price	Excise Duty & Other Taxes less Subsidies	Contribution to GDP at Basic Price	District/Provincial Taxes and Land/Vehicle Tax	Contribution to GDP at Factor Cost	Industry Code
9	10	11	12	13	1
574951		574951	316	574634	2512
137788		137788	15	137773	25121
429435		429435	301	429134	25122
7728		7728		7728	25123
383511	14166	369345	4111	365234	2513
175646	271	175375	1315	174060	25131
207865	13895	193970	2796	191174	25132
1327466	38283	1289183	456	1288727	252
1327466	38283	1289183	456	1288727	2520
1327466	38283	1289183	456	1288727	25201 & 25202
23135102	-32332	23167434	82918	23084515	259
14157		14157	23	14134	2592
14157		14157	23	14134	25921 & 25922
11165939	327	11165612	9697	11155915	2593
1541433	281	1541153	7985	1533168	25931
9090062	-33	9090095	401	9089694	25932
410570	-31	410601	1185	409417	25933
123873	111	123763	127	123636	25934
11955006	-32659	11987665	73198	11914467	2599
1750365	173	1750192	24517	1725675	25991
14385		14385		14385	25992
1040203		1040203	8731	1031472	25993
4566072	-24663	4590735	6685	4584050	25994
550918		550918	1535	549383	25995
471723	-18293	490016	626	489390	25996
2434342	625	2433717	28440	2405277	25997
1126997	9499	1117499	2665	1114833	25999
5455529	103517	5352013	30229	5321784	26
578885	84592	494293	21275	473018	261
578885	84592	494293	21275	473018	2610
578885	84592	494293	21275	473018	26101 & 26109
2623374		2623374	49	2623325	263
2623374		2623374	49	2623325	2630
2611014		2611014		2611014	26301
12359		12359	49	12310	26303
1418709	18925	1399784		1399784	264
1418709	18925	1399784		1399784	2640
794972		794972		794972	26402
623737	18925	604812		604812	26409
728479		728479	8905	719574	265
694658		694658		694658	2651
51114		51114		51114	26514
168729		168729		168729	26516
474815		474815		474815	26519
33822		33822	8905	24917	2652
33822		33822	8905	24917	26521
106083		106083		106083	266 & 268
106083		106083		106083	2660 & 2680
106083		106083		106083	26602 & 26801
54893898	552243	54341655	130769	54210886	27
16839927	52612	16787315	19613	16767702	271
16839927	52612	16787315	19613	16767702	2710
10150385		10150385	6109	10144276	27101
1251393	8815	1242578	653	1241925	27102
4969420	43778	4925642	12605	4913037	27103
112416		112416	145	112271	27104
356312	18	356294	100	356193	27109
15019182	14899	15004283	18262	14986021	272
15019182	14899	15004283	18262	14986021	2720
15019182	14899	15004283	18262	14986021	27203
10017634	229991	9787643	2217	9785426	273
10017634	229991	9787643	2217	9785426	2731 & 2732
10017634	229991	9787643	2217	9785426	27310 & 27320
833892	83035	750856	1117	749740	274
833892	83035	750856	1117	749740	2740
756145	82897	673248	126	673122	27401
77746	138	77608	990	76618	27409

TABLE - 11.0 **CONTRIBUTION TO GDP** **PAKISTAN**

2015-16

Value in '000' Rs

Industry Code	Industry Major Groups & Industries	No. of establishments	Census Value Added at Market Price	Non Industrial Receipts	Non Industrial Payments	Contribution to GDP at Market Price	Sales Tax (Net)
1	2	3	4	5	6	7	8
275	Domestic appliances	409	16737959	11880	4201182	12548656	578440
2750	Domestic appliances	409	16737959	11880	4201182	12548656	578440
27501	Domestic electric appliances	357	16211070	11880	4167481	12055469	578206
27502	Domestic electrothermic appliances	6	130776		6065	124711	
27503	Domestic non-electric cooking equipment	46	396113		27637	368476	234
279	Other electrical equipment	24	292910		61279	231631	18584
2790	Other electrical equipment	24	292910		61279	231631	18584
27901	Battery chargers & electrical bells etc	4	70990		6905	64085	
27909	Others n.e.c.	20	221920		54374	167546	18584
28	MACHINERY AND EQUIPMENT N.E.C.	875	39248798	69643	5828534	33489907	4197188
281	General-purpose machinery	384	18116690	22280	4026371	14112599	773608
2811	Engines & turbines	5	24854		1367	23487	248
28112	Turbines & parts etc	5	24854		1367	23487	248
2813	Other pumps, compressors, taps & valves	164	10774373	5362	2023700	8756035	721815
28131	Air or vacuum pumps/ compressors	2	866428		318037	548391	
28132	Pumps for liquids	112	9307546	5362	1632319	7680589	721815
28133	Pumps for engines/ motor vehicle pumps	11	135976		2879	133097	
28134	Industrial taps/ valves & h& pump etc	39	464422		70464	393958	
2814	Bearings, gears, gearing etc	6	23500		709	22792	
28143	Gears, pulleys & transmission chain etc	6	23500		709	22792	
2815 &	Ovens, furnaces & furnace burners						
2816	Lifting & h&ling equipment	40	541952	187	25826	516313	321
28151 &	Electrical & other furnaces, ovens,burners etc.						
28161	Lifting, h&ling, loading machinery	40	541952	187	25826	516313	321
2819	Other general-purpose machinery	169	6752012	16731	1974770	4793973	51225
28191	Industrial freezing equipment etc.	22	1482137		658679	823458	27320
28192	Weighing, packing & wrapping machinery	18	103797	2888	4471	102215	12583
28193	Filtering or purifying machinery	16	176546		11803	164743	6825
28198	Parts for general-purpose machinery	69	1175657		278326	897332	
28199	Others n.e.c.	44	3813874	13842	1021490	2806226	4496
282	Special-purpose machinery	491	21132108	47363	1802163	19377308	3423579
2821	Agricultural & forestry machinery	349	16915479	28297	1283455	15660320	3012097
28211	Tractors	16	12363127	13010	1077289	11298848	2960360
28213	Agricultural trailers or semi-trailers	28	219640	108	7775	211973	31
28214	Soil preparation, planting machinery	49	570165	111	26725	543552	1160
28215 &	Harvesting or threshing machinery						
28216 &	Milking machines						
28217	Spraying machinery	57	346700		19390	327310	350
28219	Diverse agricultural machinery	199	3415847	15067	152276	3278637	50196
2822	Metal-forming machinery & machine tools	34	367641	300	27534	340408	2333
28222	Tools for grinding, drilling, boring	18	304703		23586	281117	800
28223	Stamping or pressing machine tools	9	39200	300	2584	36916	
28224	Hydraulic presse/ forging machine etc.	5	5854		347	5507	
28227	Parts/ accessories for machine tools	2	17885		1017	16868	1533
2824	Mining/ quarrying/ construction machinery	13	365444		105510	259934	298
28242	Boring, cutting & tunnelling machinery	3	148511		85875	62636	298
28243 &	Machinery for treating minerals						
28245 &	Manufacture of earth-moving machinery						
28246	Pile drivers/ mortar spreaders etc.	10	216933		19635	197298	
2825	Food, beverage & tobacco machinery	29	1861573		132016	1729558	368105
28253	Grain milling machinery	10	109178		1460	107719	2781
28256	Machinery for extractionof animal/vegetable fats/oils	2	5327		680	4647	
28259	Food processing machinery	17	1747068		129876	1617192	365324
2826	Textile, apparel & leather machinery	63	1593175	18766	251888	1360053	40745
28261	Textile machinery	35	1490450	18766	243452	1265764	40714
28262	Equipment for textile machinery	4	9270		880	8390	
28266	Sewing machines	24	93455		7556	85899	31
2829	Other special-purpose machinery	3	28796		1760	27036	
28291 &	Machinery for paper pulp,paperboard product etc						
28292	Rubber & plastic products machinery						
28299	Others n.e.c.	3	28796		1760	27036	
29	MOTOR VEHICLES, TRAILERS AND SEMI	784	176635877	515437	16297567	160853747	56250180
291	Motor vehicles	26	112775492	309373	9632138	103452727	45787201
2910	Motor vehicles	26	112775492	309373	9632138	103452727	45787201
29101	Passenger cars, commercial busses etc.	21	112381023	309373	9574354	103116042	45770799
29102 &	Motor vehicle engines, chassis etc.						
29103	Other motor vehicles	5	394469		57784	336685	16402
292	Motor vehicle bodies, trailers etc	121	785624	344	37459	748509	1833
2920	Motor bodies, trailers & semi-trailers	121	785624	344	37459	748509	1833
29201	Bodies for motor vehicles	13	70835		644	70191	
29202	Trailers & semi-trailers	108	714789	344	36815	678318	1833
293	Parts & accessories for motor vehicles	637	63074761	205721	6627971	56652511	10461145
2930	Parts & accessories for motor vehicles	637	63074761	205721	6627971	56652511	10461145
29301	Parts & accessories for motor vehicles	637	63074761	205721	6627971	56652511	10461145

TABLE - 11.0 **CONTRIBUTION TO GDP** **PAKISTAN**

2015-16

Value in '000' Rs

Contribution to GDP at Producer Price	Excise Duty & Other Taxes less Subsidies	Contribution to GDP at Basic Price	District/Provincial Taxes and Land/Vehicle Tax	Contribution to GDP at Factor Cost	Industry Code
9	10	11	12	13	1
11970217	170058	11800159	79377	11720781	275
11970217	170058	11800159	79377	11720781	2750
11477264	170048	11307216	77634	11229581	27501
124711		124711		124711	27502
368242	10	368232	1743	366489	27503
213046	1647	211399	10184	201215	279
213046	1647	211399	10184	201215	2790
64085		64085		64085	27901
148961	1647	147314	10184	137130	27909
29292719	69988	29222731	137890	29084841	28
13338991	29075	13309916	23723	13286193	281
23239		23239	248	22991	2811
23239		23239	248	22991	28112
8034219	11106	8023114	1685	8021429	2813
548391		548391		548391	28131
6958773	11106	6947668	1488	6946180	28132
133097		133097	63	133034	28133
393958		393958	133	393825	28134
22792		22792	65	22727	2814
22792		22792	65	22727	28143
515992	-1	515993	728	515265	2815 & 2816
515992	-1	515993	728	515265	28151 & 28161
4742748	17970	4724778	20997	4703781	2819
796138	4393	791745	17522	774223	28191
89632	21	89611	264	89347	28192
157918	11	157907	73	157835	28193
897332		897332	2478	894854	28198
2801730	13546	2788184	661	2787522	28199
15953729	40913	15912815	114167	15798649	282
12648223	37179	12611044	43823	12567221	2821
8338488	32082	8306406	10	8306396	28211
211942	47	211895	17633	194262	28213
542392	2461	539930	240	539691	28214
326960	2512	324448	1435	323013	28215 & 28216 & 28217
3228441	77	3228364	24505	3203859	28219
338074	1661	336413	496	335917	2822
280317		280317	204	280112	28222
36916		36916	267	36649	28223
5507		5507	25	5482	28224
15335	1661	13674		13674	28227
259636	52	259583	2557	257027	2824
62338		62338		62338	28242
197298	52	197245	2557	194689	28243 & 28245 & 28246
1361452	1888	1359564	24932	1334632	2825
104937	-113	105050	795	104255	28253
4647		4647	210	4437	28256
1251868	2001	1249867	23927	1225940	28259
1319307	133	1319175	42359	1276816	2826
1225049		1225049	42043	1183007	28261
8390	65	8324	84	8240	28262
85868	67	85801	232	85569	28266
27036		27036		27036	2829
27036		27036		27036	28291 & 28292 28299
104603567	12607291	91996276	629252	91367024	29
57665526	10765106	46900420	28366	46872054	291
57665526	10765106	46900420	28366	46872054	2910
57345243	10753503	46591740	28242	46563498	29101
320283	11603	308680	124	308556	29102 & 29103
746676	-18913	765589	16368	749221	292
746676	-18913	765589	16368	749221	2920
70191	2738	67453	137	67316	29201
676485	-21651	698136	16231	681905	29202
46191365	1861097	44330268	584519	43745749	293
46191365	1861097	44330268	584519	43745749	2930
46191365	1861097	44330268	584519	43745749	29301

TABLE - 11.0 **CONTRIBUTION TO GDP** **PAKISTAN**

2015-16

Value in '000' Rs

Industry Code	Industry Major Groups & Industries	No. of establishments	Census Value Added at Market Price	Non Industrial Receipts	Non Industrial Payments	Contribution to GDP at Market Price	Sales Tax (Net)
1	2	3	4	5	6	7	8
30	OTHER TRANSPORT EQUIPMENT	181	44313617	7659	8188730	36132546	13386278
302 &	Railway locomotives & rolling stock						
309	Transport equipment n.e.c.	181	44313617	7659	8188730	36132546	13386278
3020 &	Railway locomotives & rolling stock						
3091	Motorcycles	170	44072719	7659	8181610	35898768	13385625
30202 &	Railway or tramway coaches services etc.						
30911	Motorcycles, engines for motorcycles	37	41472585	7659	7998317	33481927	13234310
30912	Parts & accessories for motorcycles.	133	2600134		183293	2416841	151315
3092	Bicycles & invalid carriages	11	240899		7120	233778	653
30921 &	Non-motorized bicycles & parts etc.						
30922	Invalid/baby carriages, their parts/accessories, etc.	11	240899		7120	233778	653
31	FURNITURE	1462	21778698	23933	1247059	20555572	519316
310	Furniture	1462	21778698	23933	1247059	20555572	519316
3100	Furniture	1462	21778698	23933	1247059	20555572	519316
31001 &	Furniture & fixtures.						
31002	Furniture for shops/churches, schools, restaurants	623	16218367	20800	706399	15532768	481250
31003	manufacture of office furniture	13	171788		8284	163504	17316
31004	Furniture for kitchen bedrooms etc.	824	5333993	3133	529726	4807400	14250
31005	Laboratory benches/ laboratory furniture	2	54550		2650	51900	6500
32	OTHER MANUFACTURING	1430	44364299	15737	3852903	40527133	508736
321	Jewellery, bijouterie etc	63	1293376		19968	1273408	16666
3211	Jewellery & related articles	27	912945		16008	896937	669
32113 &	Jewellery, goldsmiths' articles.						
32114	Metal watchs, watch straps & cigarette cases etc.	27	912945		16008	896937	669
3212	Imitation jewellery & related articles	36	380431		3960	376471	15997
32121	Costume or imitation jewellery.	36	380431		3960	376471	15997
322	Musical instruments	10	61790		5285	56504	659
3220	Musical instruments	10	61790		5285	56504	659
32201 &	Stringed instruments, harmoniums etc.						
32202	Musical instruments & parts.	10	61790		5285	56504	659
323	Sports goods	382	19800780	2692	2020784	17782688	279856
3230	Sports goods	382	19800780	2692	2020784	17782688	279856
32301	Foot balls.	120	10282519	2049	825946	9458621	213863
32302	Rackets, bats.	31	623849		47329	576520	3039
32309	Other sports articles/ equipment etc.	231	8894412	643	1147509	7747547	62954
324	Games & toys	13	134623		12620	122003	
3240	Games & toys	13	134623		12620	122003	
32401	Dolls, toy animals etc.	13	134623		12620	122003	
325	Medical & dental instruments & supplies	906	18250007	1803	1664256	16587555	204605
3250	Medical & dental instruments & supplies	906	18250007	1803	1664256	16587555	204605
32501	Surgical drapes/ sterile string etc	22	4499507			4499507	
32505	Surgical, dental/ veterinary furniture.	6	32839		2280	30559	249
32506	Dental instruments/ orthopaedic devices	46	531712		33075	498637	841
32509	Others n.e.c.	832	13185949	1803	1628900	11558852	203516
329	Other manufacturing n.e.c.	56	4823723	11241	129990	4704975	6949
3290	Other manufacturing n.e.c.	56	4823723	11241	129990	4704975	6949
32902	Brooms & brushes.	24	579354	11241	59761	530835	4214
32903	Pens, pencils & stamps etc.	13	3835696		41604	3794093	2735
32909	Others n.e.c.	19	408672		28625	380047	

TABLE - 11.0 **CONTRIBUTION TO GDP** **PAKISTAN**

2015-16

Value in '000' Rs

Contribution to GDP at Producer Price	Excise Duty & Other Taxes less Subsidies	Contribution to GDP at Basic Price	District/Provincial Taxes and Land/Vehicle Tax	Contribution to GDP at Factor Cost	Industry Code
9	10	11	12	13	1
22746268	694540	22051728	217505	21834223	30
22746268	694540	22051728	217505	21834223	302 & 309
22513143	694540	21818603	217438	21601165	3020 & 3091
20247618	689354	19558263	209787	19348476	30202 & 30911
2265525	5186	2260340	7651	2252689	30912
233125		233125	67	233058	3092
233125		233125	67	233058	30921 & 30922
20036256	44918	19991339	111140	19880199	31
20036256	44918	19991339	111140	19880199	310
20036256	44918	19991339	111140	19880199	3100
15051518	42712	15008807	91695	14917112	31001 & 31002
146188	51	146137	38	146099	31003
4793150	1805	4791345	19407	4771938	31004
45400	350	45050		45050	31005
40018397	108261	39910136	51836	39858300	32
1256741	53	1256689	631	1256058	321
896268	53	896215	178	896037	3211
896268	53	896215	178	896037	32113 & 32114
360474		360474	453	360021	3212
360474		360474	453	360021	32121
55846	-26	55872	39	55833	322
55846	-26	55872	39	55833	3220
55846	-26	55872	39	55833	32201 & 32202
17502832	-2549	17505381	13801	17491580	323
17502832	-2549	17505381	13801	17491580	3230
9244758	-21601	9266360	3641	9262718	32301
573481	782	572699	124	572574	32302
7684593	18270	7666323	10035	7656288	32309
122003		122003	10	121993	324
122003		122003	10	121993	3240
122003		122003	10	121993	32401
16382949	93499	16289450	31915	16257535	325
16382949	93499	16289450	31915	16257535	3250
4499507		4499507		4499507	32501
30310		30310	11	30299	32505
497796	2432	495364	637	494727	32506
11355336	91067	11264269	31267	11233003	32509
4698026	17285	4680741	5440	4675300	329
4698026	17285	4680741	5440	4675300	3290
526621	3806	522815	4559	518256	32902
3791358	13479	3777878	347	3777531	32903
380047		380047	534	379513	32909

TABLE - 12.0 **VALUE OF INDIRECT TAXES AND SUBSIDIES** **PAKISTAN**

2015-16

Value in '000' Rs

Industry Code	Industry Major Groups and Industries	No. of establishments	Total net indirect taxes (Col 5 -12)	Indirect Taxes		
				Total (Col 6 to 11)	Sales taxes (net)	Import duty
1	2	3	4	5	6	7
C	**ALL INDUSTIRES**	**42578**	**891124961**	**923980371**	**644460605**	**44591723**
10	FOOD PRODUCTS	5597	76113570	77710508	61069776	9515323
101	Processing & preserving of meat	22	72105	94948	56779	2746
1010	Processing & preserving of meat	22	72105	94948	56779	2746
10102	Fresh, chilled or frozen meat	10	21135	43977	40617	2746
10104 &	Meat products					
10107	Processing of animal offal	12	50971	50971	16162	
102	Processing & preserving of fish	14	626	626		
1020	Processing/ preserving of fish, molluscs	14	626	626		
10202	Fish, crustacean & mollusc products	14	626	626		
103	Processing of fruit/ vegetables	44	1771886	1771886	1770884	
1030	Processing/ preserving of fruit/ vegetables	44	1771886	1771886	1770884	
10302	Preserving of fruit, nuts or vegetables	30	295	295		
10304	Fruit or vegetable juices.	3	282	282		
10305	Jams, jellies & marmalades	11	1771309	1771309	1770884	
104	Vegetable & animal oils/ fats	843	15059209	15073414	5595237	6460902
1040	Vegetable & animal oils & fats	843	15059209	15073414	5595237	6460902
10401	Crude / refined vegetable oils	507	14156018	14168485	5497750	5951130
10405	Cotton linters.	205	812428	813591	21113	509746
10406	Oilcakes & others	131	90764	91339	76373	26
105	Dairy products	148	12860277	12885803	12102142	574148
1050	Dairy products	148	12860277	12885803	12102142	574148
10501	fresh liquid milk & milk-based drinks	26	10349710	10359265	9629447	567695
10504	Butter/ cheese etc.	17	69393	85360	75919	6449
10506	Ice cream & other edible ice.	100	2440992	2440996	2396746	
10509	Others n.e.c.	5	182	182	30	4
106	Grain mill products, starches etc	3097	4063906	4700382	4046103	53848
1061	Grain mill products	3094	572416	1208892	554613	53848
10611	Grain milling.	1144	239382	478188	307268	8609
10612	Rice milling.	1782	210499	595113	178049	4813
10613	Vegetable milling	166	62882	75937	9642	40425
10614	Cereal breakfast foods	2	59654	59654	59654	
1062	Starches & starch products	3	3491490	3491490	3491490	
10621 &	Starches from rice, potatoes, maize etc.					
10623	Glucose/ glucose syrup etc	3	3491490	3491490	3491490	
107	Other food products	1245	38799653	39697543	36021159	820103
1071	Bakery products	807	9529034	9529657	9211768	199201
10711	Bread & rolls	88	247485	247485	181039	59659
10712	Pastry, cakes, pies etc.	100	77162	77714	71663	90
10713	Rusks, biscuits & bakery products	344	9095264	9095282	8926659	139410
10719	Others n.e.c.	275	109123	109177	32407	42
1072	Sugar	82	17557008	18204430	15787575	19645
10721	Sugar & sugar substitutes	82	17557008	18204430	15787575	19645
1073	Chocolate & sugar confectionery	86	1316423	1360773	970556	348894
10732	Chocolate & sugar confectionery	81	1315792	1360142	969946	348894
10733	Chewing gum	5	631	631	610	
1074	Macaroni, noodles, pasta etc.	16	12650	12650	6117	6476
10741	Pastas/ macaroni etc	16	12650	12650	6117	6476
1079	Other food products n.e.c.	254	10384539	10590032	10045142	245887
10792 &	Blending of tea & mate					
10794	Infant formula or baby foods etc	14	9271071	9271071	9267194	3287
10795	Prepared foods/sandwiches, fresh pizza etc.	2				
10796	Spices, sauces & condiments	50	24456	24456	13966	4085
10798	Processing of salt	37	99668	99668	293	
10799	Others n.e.c.	151	989344	1194837	763688	238515
108	Prepared animal feeds	184	3485906	3485906	1477472	1603577
1080	Prepared animal feeds	184	3485906	3485906	1477472	1603577
10802	Prepared feeds for farm animals	184	3485906	3485906	1477472	1603577
11	BEVERAGES	131	50922894	51139139	34625562	9075949
110	Beverages	131	50922894	51139139	34625562	9075949
1101 &	Distilling, rectifying/ blending of spirits					
1104	Soft drinks, mineral waters etc	131	50922894	51139139	34625562	9075949
11010 &	Alcoholic beverages/ distilled spirits					
11041	Non-alcoholic beverages	35	5596815	5597307	4947064	499
11042	Natural mineral waters/ bottled waters	54	219824	219824	192853	
11043	Soft drinks like lemonade, cola etc.	42	45106256	45322008	29485645	9075450
12	TOBACCO PRODUCTS	28	151380452	151380452	35071690	870018
120	Tobacco products	28	151380452	151380452	35071690	870018
1200	Tobacco products	28	151380452	151380452	35071690	870018
12001	Tobacco products & substitutes etc.	25	151380260	151380260	35071690	870018
12009	Others n.e.c.	3	192	192		

TABLE - 12.0 **VALUE OF INDIRECT TAXES AND SUBSIDIES** **PAKISTAN**
2015-16
Value in '000' Rs

	Indirect Taxes			Subsidies	
Excise duty	District/ Provincial Taxes	Land Tax/Vehicle Tax	Other taxes on own production	Subsidies received	Industry Code
8	9	10	11	12	1
136650745	**4005279**	**2190271**	**92081750**	**32855410**	**C**
4148634	698160	397832	1880783	1596938	10
		184	35239	22842	101
		184	35239	22842	1010
		184	430	22842	10102
			34809		10104 & 10107
332	294				102
332	294				1020
332	294				10202
402	69	13	518		103
402	69	13	518		1030
	59		236		10302
			282		10304
402	10	13			10305
1495884	418362	16329	1086701	14205	104
1495884	418362	16329	1086701	14205	1040
1455111	278634	14086	971774	12467	10401
40395	139495	1454	101387	1163	10405
378	233	789	13539	575	10406
60654	113251	3303	32304	25525	105
60654	113251	3303	32304	25525	1050
60556	101017	341	207	9554	10501
	52	2701	239	15966	10504
98	12035	261	31856	5	10506
	146		2		10509
40788	113488	61202	384952	636475	106
40788	113488	61202	384952	636475	1061
6527	30631	12337	112816	238806	10611
34254	79010	48529	250458	384614	10612
7	3848	337	21678	13055	10613
					10614
					1062
					10621 & 10623
2491836	50982	171463	142001	897890	107
3542	32250	9279	73616	624	1071
828	1223	3346	1390		10711
75	222	994	4671	552	10712
2573	12023	3347	11270	18	10713
67	18782	1593	56286	54	10719
2364982		46	32182	647423	1072
2364982		46	32182	647423	10721
24480	8599	6113	2132	44351	1073
24477	8596	6098	2132	44351	10732
3	3	15			10733
	10	23	25		1074
	10	23	25		10741
98832	10124	156002	34046	205493	1079
590					10792 & 10794
					10795
5	880	89	5431		10796
98210	87	1078			10798
27	9157	154835	28615	205493	10799
58738	1713	145338	199069		108
58738	1713	145338	199069		1080
58738	1713	145338	199069		10802
7421761	2946	9672	3250	216245	11
7421761	2946	9672	3250	216245	110
7421761	2946	9672	3250	216245	1101 & 1104
647222	1897	451	173	492	11010 & 11041
19138	234	6177	1422		11042
6755401	814	3044	1655	215753	11043
115145532	179	6	293027		12
115145532	179	6	293027		120
115145532	179	6	293027		1200
115145520	173		292859		12001
12	6	6	168		12009

TABLE - 12.0 **VALUE OF INDIRECT TAXES AND SUBSIDIES** **PAKISTAN**

2015-16

Value in '000' Rs

Industry Code	Industry Major Groups and Industries	No. of establishments	Total net indirect taxes (Col 5 -12)	Indirect Taxes		
				Total (Col 6 to 11)	Sales taxes (net)	Import duty
1	2	3	4	5	6	7
13	TEXTILES	7503	33773651	34808714	30587898	1349261
131	Spinning, weaving, finishing of textile	5819	32169697	33165120	29790451	1137043
1311	Spinning of textile fibres	828	25394979	26009629	23740658	841753
13112	Spinning of yarn or thread	828	25394979	26009629	23740658	841753
1312	Weaving of textiles	4442	5666459	6046926	5309351	250453
13121	Broad woven fabrics	4130	5314440	5694852	4996909	250453
13122	Other broad woven fabrics etc.	2	155485	155485	155485	
13129	Others n.e.c.	310	196534	196589	156957	
1313	Finishing of textiles	549	1108258	1108564	740443	44837
13131	Bleaching & dyeing of fabrics	549	1108258	1108564	740443	44837
139	Other textiles	1684	1603955	1643594	797447	212218
1392	Made-up textile articles	346	368763	379691	180580	121568
13921	Madeup articles of any textile material	278	332110	343038	162291	121568
13922	Made-up furnishing articles	56	35536	35536	17814	
13929	Others n.e.c.	12	1117	1117	475	
1393	Carpets & rugs	77	225366	226490	193956	13887
13930	Floor coverings like carpets, rugs etc.	77	225366	226490	193956	13887
1394	Cordage, rope, twine & netting	20	11466	11466	7231	
13941 &	Twine, cordage, rope etc.					
13942	Knotted netting of twine, cordage/ rope	20	11466	11466	7231	
1399	Other textiles n.e.c.	1241	998359	1025946	415680	76762
13991	Labels/ badges etc.	57	230220	230220	229795	
13992	Tulles/ laces & other net fabrics	1148	514140	541728	129860	14707
13999	Others n.e.c.	36	253998	253998	56024	62055
14	WEARING APPAREL	2371	6287549	6518426	5077696	114639
141	Wearing apparel	2147	5503359	5656656	4556744	91380
1410	Wearing apparel	2147	5503359	5656656	4556744	91380
14101	Wearing apparel of leather	184	57927	97424	52799	3551
14102	Outerwear/ work wear	1284	5180609	5269803	4336432	63760
14103	Underwear/ nightwear	166	124756	148076	74656	15162
14104	Babies' garments/ tracksuits etc.	20	17200	17355	7238	
14105 &	Other clothing accessories					
14109	Others n.e.c.	493	122867	123997	85618	8907
143	Knitted & crocheted apparel	224	784190	861770	520952	23259
1430	Knitted & crocheted apparel	224	784190	861770	520952	23259
14301	Knitted or crocheted wearing apparel	30	3993	3993	1456	393
14302	Hosiery, socks, tights & pantyhose etc	194	780197	857777	519497	22865
15	LEATHER PRODUCTS	1150	2975827	3055054	2753931	57348
151	Tanning of leather & leather products	398	163353	240636	68011	17544
1511	Tanning & dressing of leather	346	159578	236711	64748	17544
15111	Tanning/ dressing of hides & skins	341	159578	236711	64748	17544
15119	Others n.e.c.	5				
1512	Luggage, h&bags, saddlery etc.	52	3775	3925	3263	
15121	Luggage, h&bags etc.	27	1611	1761	1127	
15122	Articles of leather etc.	25	2164	2164	2137	
152	Footwear	752	2812474	2814418	2685920	39805
1520	Footwear	752	2812474	2814418	2685920	39805
15201	Footwear	746	2802183	2804128	2675874	39805
15202	Leather parts of footwear etc.	6	10291	10291	10045	
16	WOOD AND WOOD PRODUCTS	642	1395372	1455021	1081846	245721
161	Sawmilling & planning of wood	147	-2255	55259	38527	12026
1610	Sawmilling & planning of wood	147	-2255	55259	38527	12026
16101 &	Sawing & planning of wood					
16102	Wooden railway sleepers	147	-2255	55259	38527	12026
162	Products of wood, cork, straw etc.	495	1397627	1399762	1043319	233695
1621	Veneer sheets & wood-based panels	82	1331630	1331630	1014685	227248
16211	Manufacture of veneer sheets	6	90	90		
16212	Plywood/ veneer panel/ laminated sheets	50	222949	222949	213740	3420
16213	Particle board/ densified wood etc.	26	1108592	1108592	800945	223828
1622	Builders' carpentry & joinery	123	17587	17587	11398	2854
16221	Wooden goods of construction industry	123	17587	17587	11398	2854
1623	Wooden containers	182	42720	44855	17140	3594
16231	Packing boxes, crates, drums of wood	182	42720	44855	17140	3594
1629	Other wood products	108	5689	5689	95	
16291	Wood products	108	5689	5689	95	
17	PAPER AND PAPER PRODUCTS	787	5187450	5213917	4630345	412655
170	Paper & paper products	787	5187450	5213917	4630345	412655
1701	Pulp, paper & paperboard	267	1984136	2008388	1940880	10723
17013	Paper & paperboard	259	1942617	1966869	1899596	10723
17019	Others n.e.c.	8	41519	41519	41284	

TABLE - 12.0 **VALUE OF INDIRECT TAXES AND SUBSIDIES** **PAKISTAN**

2015-16

Value in '000' Rs

	Indirect Taxes			Subsidies	
Excise duty	District/ Provincial Taxes	Land Tax/Vehicle Tax	Other taxes on own production	Subsidies received	Industry Code
8	9	10	11	12	1
198088	1669613	225781	778073	1035062	13
153411	1369287	217580	497348	995423	131
68804	1089988	139744	128683	614650	1311
68804	1089988	139744	128683	614650	13112
75668	165974	56090	189392	380468	1312
75641	147737	52981	171131	380413	13121
					13122
27	18237	3108	18260	55	13129
8939	113325	21746	179274	306	1313
8939	113325	21746	179274	306	13131
44677	300326	8201	280724	39639	139
7582	22811	4042	43107	10928	1392
7476	15354	2923	33425	10928	13921
105	7454	1101	9061		13922
	2	18	621		13929
1675	14037	1282	1653	1124	1393
1675	14037	1282	1653	1124	13930
	3658	577			1394
					13941 &
	3658	577			13942
35420	259820	2299	235964	27587	1399
	95	196	134		13991
5966	203240	1766	186187	27587	13992
29454	56485	337	49643		13999
23908	448890	291685	561609	230877	14
23724	441489	290564	252754	153297	141
23724	441489	290564	252754	153297	1410
1223	26923	1292	11635	39497	14101
20177	401235	266012	182188	89194	14102
766	12493	1408	43590	23320	14103
	46	9678	393	155	14104
					14105 &
1558	792	12174	14948	1130	14109
183	7401	1120	308855	77580	143
183	7401	1120	308855	77580	1430
	1338	551	256		14301
183	6063	569	308599	77580	14302
65830	54399	50130	73416	79228	15
54637	32778	27857	39810	77283	151
54637	32708	27731	39345	77133	1511
54637	32708	27731	39345	77133	15111
					15119
	70	127	465	150	1512
	70	112	453	150	15121
		15	12		15122
11193	21622	22273	33606	1944	152
11193	21622	22273	33606	1944	1520
11193	21388	22261	33606	1944	15201
	234	12			15202
92442	12901	7992	14119	59649	16
2420	368	1075	843	57514	161
2420	368	1075	843	57514	1610
					16101 &
2420	368	1075	843	57514	16102
90022	12532	6917	13276	2135	162
79261	2684	2104	5647		1621
			90		16211
	1466	422	3901		16212
79261	1218	1682	1657		16213
198	651	280	2206		1622
198	651	280	2206		16221
7399	9012	4467	3245	2135	1623
7399	9012	4467	3245	2135	16231
3164	185	67	2178		1629
3164	185	67	2178		16291
8642	44917	12291	105067	26467	17
8642	44917	12291	105067	26467	170
742	6489	1636	47918	24252	1701
742	6434	1456	47918	24252	17013
	55	180			17019

TABLE - 12.0 **VALUE OF INDIRECT TAXES AND SUBSIDIES** **PAKISTAN**

2015-16

Value in '000' Rs

Industry Code	Industry Major Groups and Industries	No. of establishments	Total net indirect taxes (Col 5 -12)	Indirect Taxes		
				Total (Col 6 to 11)	Sales taxes (net)	Import duty
1	2	3	4	5	6	7
1702	Corrugated paper/ paperboard & containers	483	2673524	2675739	2386237	180611
17021	Corrugated paper/ paperboard containers	472	2159214	2160851	2056709	1592
17022	Sacks, bags & similar articles of paper	11	514310	514888	329528	179019
1709	Other articles of paper & paperboard	37	529790	529790	303229	221321
17091	Personal hygiene paper product	23	430230	430230	272741	156654
17099	Others n.e.c.	14	99560	99560	30488	64666
18	PRINTING/REPRODUCTION OF RECORDED MEDIA	422	3327962	3334329	3048695	202043
181	Printing	422	3327962	3334329	3048695	202043
1811	Printing	418	3327962	3334329	3048695	202043
18111	Printing of newspapers/ magazines	78	16945	16945	16945	
18112	Printing of books, brochures, maps etc	172	116233	122297	109750	
18113	Printing of postage stamps, cheques etc	3	1609549	1609549	1606680	
18114	Printing of diaries & calendars etc	14	2511	2511		
18115	Printing on textile, glass, metal, wood	146	1582369	1582672	1314978	202043
18119	Other printing n.e.c.	5	355	355	343	
1812	Service related to printing	4				
18121 &	Binding of printed sheets					
18123 &	Plate/image-making setting services					
18124	Preparation of plates & dies	4				
19	COKE AND REFINED PETROLEUM PRODUCTS	69	296302487	296302487	206287948	3480392
192	Refined petroleum products	69	296302487	296302487	206287948	3480392
1920	Refined petroleum products	69	296302487	296302487	206287948	3480392
19201	Production of motor fuel/ kerosene etc.	8	294938824	294938824	205063021	3422592
19203 &	Oil-based lubricating oils or greases					
19205	White spirit, vaseline, paraffin wax	55	1363663	1363663	1224927	57800
19207	Blending of bio fuels	6				
20	CHEMICALS AND CHEMICAL PRODUCTS	947	35126978	63783843	62412884	886071
201	Basic chemicals, fertilizers etc.	379	11434961	40081454	39419674	492714
2011	Basic chemicals	219	12625911	12627553	12291408	254902
20111	Inorganic industrial/ medical gases	75	107048	107048	100373	
20112	Dyes & pigments in basic form	41	789786	789789	775672	12560
20113	Manufacture of inorganic acids & bases	35	1880776	1880776	1839131	4949
20114	Chemical elements & other inorganic compounds	2	8	8		
20115	Basic organic chemicals	46	7181964	7183603	6934206	213144
20119	Others n.e.c.	20	2666328	2666328	2642026	24248
2012	Fertilizers & nitrogen compounds	23	-7734389	20906962	20905259	
20121 &	Fertilizers					
20122	Nitrogen products	23	-7734389	20906962	20905259	
2013	Plastics & synthetic rubber	137	6543439	6546939	6223007	237813
20131	Plastics in primary forms	137	6543439	6546939	6223007	237813
202	Other chemical products	560	23598802	23609175	22911567	381840
2021	Pesticides/ agrochemical products etc	63	981015	981015	764280	176679
20211	Insecticides/ fungicides/ herbicides	61	980845	980845	764280	176679
20219	Other agrochemical products n.e.c.	2	170	170		
2022	Paints, varnishes & printing ink etc.	133	3839375	3840456	3758988	61408
20221	Paints & varnishes etc	123	3750302	3751383	3732983	13161
20225	Caulking compounds etc	2				
20227	Printing ink	8	89073	89073	26005	48247
2023	Soap, perfumes & toilet preparations	229	17350951	17358529	17250230	38348
20232	Soap	139	2212341	2219882	2196804	3528
20234	Detergent, dish-washing preparation etc	19	5489861	5489898	5457431	29021
20235	Cleaning & polishing products	10	31462	31462	31462	
20236 &	Perfumes & toilet preparations					
20239	Others n.e.c.	61	9617287	9617287	9564532	5798
2029	Other chemical products n.e.c.	135	1427461	1429175	1138069	105406
20291	Propellant powders/ explosives	29	525100	525100	524126	
20292 &	Gelatine/ glues & prepared adhesives					
20293	Aromatic/odoriferous/distilled waters products	47	390180	390180	254821	70818
20294	Photographic plates, films etc	3	117162	117162	96678	14601
20298	Matches	24	127738	129451	116198	9899
20299	Others n.e.c.	32	267281	267281	146246	10087
203	Man-made fibres	8	93214	93214	81643	11517
2030	Man-made fibres	8	93214	93214	81643	11517
20301	Synthetic or artificial filament tow	3	44742	44742	33171	11517
20303	Synthetic or artificial filament yarn	5	48472	48472	48472	
21	BASIC PHARMACEUTICAL PRODUCTS	608	2696651	2805622	1609551	436138
210	Pharmaceuticals	608	2696651	2805622	1609551	436138
2100	Pharmaceuticals	608	2696651	2805622	1609551	436138
21001	Medicinal active substances	535	2347169	2456139	1293992	427103
21003	Medicaments/ homeopathic preparations	57	32592	32592	10249	234
21009	Other such activities n.e.c.	16	316891	316891	305310	8801

TABLE - 12.0 **VALUE OF INDIRECT TAXES AND SUBSIDIES** **PAKISTAN**
2015-16
Value in '000' Rs

	Indirect Taxes			Subsidies	
Excise duty	District/ Provincial Taxes	Land Tax/Vehicle Tax	Other taxes on own production	Subsidies received	Industry Code
8	9	10	11	12	1
3609	38175	10091	57017	2215	1702
3609	38175	9823	50944	1637	17021
		268	6073	578	17022
4291	254	564	132		1709
	245	500	90		17091
4291	8	64	42		17099
1583	46137	951	34920	6368	18
1583	46137	951	34920	6368	181
1583	46137	951	34920	6368	1811
					18111
729	10196	404	1219	6065	18112
	2869				18113
	2341	170			18114
854	30731	368	33698	303	18115
		10	2		18119
					1812
					18121 &
					18123 &
					18124
15037	4638	411	86514061		19
15037	4638	411	86514061		192
15037	4638	411	86514061		1920
15037			86438174		19201
					19203 &
	4638	411	75887		19205
					19207
55240	236538	42450	150659	28656865	20
40331	112497	13371	2866	28646492	201
36319	36048	7807	1069	1642	2011
	1154	5522			20111
		1557		3	20112
1368	33936	328	1063		20113
	2		6		20114
34951	956	346		1639	20115
		54			20119
			1703	28641351	2012
					20121 &
			1703	28641351	20122
4012	76449	5564	95	3500	2013
4012	76449	5564	95	3500	20131
14909	124017	29049	147793	10373	202
3801	23800	3143	9313		2021
3801	23630	3143	9313		20211
	170				20219
193	3528	3190	13149	1081	2022
193	603	3190	1253	1081	20221
					20225
	2925		11896		20227
3757	40348	10178	15669	7578	2023
7	7858	1311	10374	7541	20232
2814	183	149	300	37	20234
					20235
					20236 &
937	32307	8718	4995		20239
7159	56341	12538	109662	1714	2029
	6		968		20291
					20292 &
3090		190	61261		20293
2416	3468				20294
1431	64	224	1636	1714	20298
222	52804	12125	45797		20299
	24	30			203
	24	30			2030
	24	30			20301
					20303
33439	143347	518294	64852	108971	21
33439	143347	518294	64852	108971	210
33439	143347	518294	64852	108971	2100
31070	135312	517186	51477	108971	21001
2339	7597	744	11428		21003
30	438	365	1947		21009

TABLE - 12.0 **VALUE OF INDIRECT TAXES AND SUBSIDIES** **PAKISTAN**

2015-16

Value in '000' Rs

Industry Code	Industry Major Groups and Industries	No. of establishments	Total net indirect taxes (Col 5 -12)	Indirect Taxes		
				Total (Col 6 to 11)	Sales taxes (net)	Import duty
1	2	3	4	5	6	7
22	RUBBER AND PLASTICS PRODUCTS	1201	11716981	11792769	11092812	503195
221	Rubber products	129	2634462	2634462	2622873	919
2211	Rubber tyres & tubes	22	2255775	2255775	2255051	549
22111	Rubber tyres	20	2255725	2255725	2255051	549
22112	Inner tubes for tyres	2	50	50		
2219	Other rubber products	107	378687	378687	367822	370
22191	Other products of rubber	107	378687	378687	367822	370
222	Plastics products	1072	9082520	9158307	8469940	502276
2220	Plastics products	1072	9082520	9158307	8469940	502276
22201	Plastic products for packing of goods	614	8809824	8819231	8188563	477673
22202	Builders' plastics ware	67	58481	62343	42633	18266
22203	Plastic tableware, kitchenware etc	202	47312	47741	25012	4724
22209	Other diverse plastic products	189	166903	228992	213733	1612
23	OTHER NON-METALLIC MINERAL PRODUCTS	12866	64734455	65235078	55039456	692737
231	Glass & glass products	96	2734159	2734159	2674571	33616
2310	Glass & glass products	96	2734159	2734159	2674571	33616
23101	Flat glass/ glass paving blocks	48	2308558	2308558	2285965	7163
23102	Glass mirror/ bottle/ drinking glass	17	308125	308125	307557	
23103	Pharmaceutical glassware etc.	9	100358	100358	76383	23026
23109	Others glass products n.e.c.	22	17118	17118	4666	3427
239	Non-metallic mineral products n.e.c.	12770	62000296	62500919	52364885	659121
2391	Refractory products	5	92	92		
23912	Manufacture of refractory ceramic goods	5	92	92		
2392	Clay building materials	10095	2805230	3207667	2561431	36378
23921	Ceramic tiles, mosaic cubes etc.	4	1031501	1031501	1031501	
23922	Non-refractory clay building materials	10053	1760604	2163041	1519057	34357
23923	Ceramic sanitary fixtures	38	13125	13125	10873	2020
2393	Other porcelain & ceramic products	175	207125	207125	197530	863
23931	Ceramic tableware & domestic articles	168	34247	34247	24717	863
23932	Electrical fittings of ceramics etc.	2	172813	172813	172813	
23939	Other porcelain & ceramic products	5	66	66		
2394	Cement, lime & plaster	77	58662529	58662529	49353648	588701
23941	Clinkers & hydraulic cement	21	58661492	58661492	49352638	588701
23943	Plasters of calcined gypsum/ sulphate	56	1038	1038	1010	
2395	Articles of concrete, cement & plaster	1088	144475	214550	143984	11994
23951 &	Precast concrete, cement or stone					
23952	Structural component of cement, concrete	1008	143843	213918	143984	11994
23959	Other articles of concrete or cement	80	633	633		
2396	Cutting, shaping & finishing of stone	1310	102069	130117	41706	18380
23961	Cutting, shaping & finishing of stone	1310	102069	130117	41706	18380
2399	Other non-metallic mineral products	20	78775	78837	66586	2805
23991	Millstones/abrasive products and polishing	7	-62			
23993	Mineral insulating materials	2	15	15		
23995 &	Articles of asphalt etc					
23999	Manufacture of other such products n.e.c.	11	78822	78822	66586	2805
24	BASIC METALS	943	25570906	25605175	22201486	2525443
241	Basic iron & steel	662	24411907	24412052	21147518	2447787
2410	Basic iron & steel	662	24411907	24412052	21147518	2447787
24102 &	Pig iron/spiegeleisen/ferro-alloys & ferrous products					
24103	Pure iron, granular iron & iron powder	2	178472	178472	176786	
24104	Remelting of scrap ingot of iron/ steel	77	827180	827180	727997	70228
24106	Hot/cold-rolled products of steel	457	14413677	14413677	12122761	1583355
24108	Welded tubes & pipes of steel	108	8984341	8984486	8117884	788492
24109	Others n.e.c.	18	8238	8238	2090	5712
242	Basic precious & non-ferrous metals	108	842042	876167	765470	77608
2420	Basic precious & non-ferrous metals	108	842042	876167	765470	77608
24202	Aluminium & alloys	63	835264	869389	764419	76249
24203	Lead, zinc, tin & alloys from ores	4	621	621	616	
24205	Copper alloys	39	4253	4253	434	
24206	Chrome, manganese, nickel & alloys etc	2	1904	1904		1359
243	Casting of metals	173	316956	316956	288499	48
2431	Casting of iron & steel	163	316904	316904	288499	48
24311	Casting of iron	126	30614	30614	3497	48
24312	Casting of steel	37	286290	286290	285002	
2432	Casting of non-ferrous metals	10	52	52		
24324	Casting of precious metal castings	10	52	52		
25	FABRICATED METAL PRODUCTS	1775	1704050	1760196	1450681	90585
251	Structural metal products etc	435	775588	782156	611545	45304
2511	Structural metal products	387	633016	639585	487567	31138
25111	Metal framework/ skeleton etc	27	452246	452246	439229	1745
25112	Metal door, window, shutter, gates etc	305	115924	117426	11534	29393
25119	Others n.e.c.	55	64845	69912	36804	

TABLE - 12.0 **VALUE OF INDIRECT TAXES AND SUBSIDIES** **PAKISTAN**

2015-16

Value in '000' Rs

	Indirect Taxes			Subsidies	
Excise duty	District/ Provincial Taxes	Land Tax/Vehicle Tax	Other taxes on own production	Subsidies received	Industry Code
8	9	10	11	12	1
5459	77502	25923	87878	75787	22
	7638	241	2791		221
	139	29	7		2211
	89	29	7		22111
	50				22112
	7499	212	2784		2219
	7499	212	2784		22191
5459	69864	25682	85086	75787	222
5459	69864	25682	85086	75787	2220
4860	50176	25188	72771	9407	22201
	166	118	1160	3861	22202
588	8049	120	9249	429	22203
11	11473	256	1907	62089	22209
8780965	267214	156199	298508	500623	23
	13156	255	12562		231
	13156	255	12562		2310
	11729	225	3476		23101
	501		66		23102
	920	29			23103
	5		9020		23109
8780965	254058	155944	285946	500623	239
	6	86			2391
	6	86			23912
51938	198663	141719	217539	402437	2392
					23921
51938	198575	141641	217473	402437	23922
	88	78	66		23923
910	972	2861	3989		2393
910	942	2826	3989		23931
					23932
	30	35			23939
8720180					2394
8720153					23941
27					23943
2550	21378	5195	29449	70075	2395
					23951 &
2550	21147	5120	29123	70075	23952
	231	75	326		23959
5387	24593	5083	34968	28048	2396
5387	24593	5083	34968	28048	23961
	8446	1000		62	2399
				62	23991
	15				23993
					23995 &
	8431	1000			23999
384473	59900	41689	392183	34269	24
384412	49452	19976	362908	145	241
384412	49452	19976	362908	145	2410
					24102 &
	1681	5			24103
2003	5663	970	20319		24104
381573	34153	16626	275209		24106
836	7775	2340	67160	145	24108
	180	36	220		24109
61	10202	297	22528	34124	242
61	10202	297	22528	34124	2420
61	10114	285	18261	34124	24202
			5		24203
	88	13	3718		24205
			545		24206
	246	21416	6747		243
	246	21364	6747		2431
	161	21259	5649		24311
	86	105	1098		24312
		52			2432
		52			24324
51246	50480	13132	104072	56147	25
40997	20845	9106	54360	6569	251
40997	18856	7889	53138	6569	2511
2207	55	258	8752		25111
38790	17369	5473	14867	1502	25112
	1432	2158	29519	5067	25119

TABLE - 12.0 **VALUE OF INDIRECT TAXES AND SUBSIDIES** **PAKISTAN**

2015-16

Value in '000' Rs

Industry Code	Industry Major Groups and Industries	No. of establishments	Total net indirect taxes (Col 5 -12)	Indirect Taxes		
				Total (Col 6 to 11)	Sales taxes (net)	Import duty
1	2	3	4	5	6	7
2512	Tanks, reservoirs & containers of metal	39	21094	21094	20778	
25121	Reservoirs, tanks & containers of metal	6	15	15		
25122	Metal containers for gas	31	21079	21079	20778	
25123	Central heating boilers & radiators	2				
2513	Steam generators	9	121478	121478	103201	14166
25131	Steam/ vapour generator, condenser etc	6	47134	47134	45548	271
25132	Parts for marine or power boilers/ nuclear reactors etc.	3	74344	74344	57653	13895
252	Weapons & ammunition	38	74708	74708	35969	38207
2520	Weapons & ammunition	38	74708	74708	35969	38207
25201 &	Heavy weapons					
25202	Small arms	38	74708	74708	35969	38207
259	Other fabricated metal products	1302	853754	903332	803167	7074
2592	Treatment & coating of metals	5	23	23		
25921 &	Plating, anodizing, s&blasting etc.					
25922	Colouring/engraving, non-metallic coating metals	5	23	23		
2593	Cutlery, h& tools & general hardware	452	561191	562897	551167	1336
25931	Cutlery	245	32705	34324	24439	1236
25932	Knives, h& tools, saw blades etc	133	525936	525976	525568	
25933	Padlocks, locks, keys, hinges etc	57	1672	1718	518	
25934	Other tools of such nature n.e.c.	17	879	879	642	100
2599	Other fabricated metal products n.e.c.	845	292540	340411	252000	5738
25991	Cans, drums, buckets, boxes, tins etc	95	53902	53902	29211	107
25992	Uninsulated or insulated metal cable	4				
25993	Nails, bolts, screws, nuts, chains etc.	118	134383	134383	125652	
25994	Metal household articles	307	37249	66811	55227	4900
25995	Metal goods for office use	48	2539	2539	1004	
25996	Safes, strongboxes, armoured doors etc.	85	-17011	1298	656	10
25997	Various metal articles	106	68133	68133	39068	618
25999	Others n.e.c.	82	13346	13346	1182	103
26	COMPUTER, ELECTRONIC AND OPTICAL PRODUCTS	38	628942	628992	495196	96567
261	Electronic components & boards	8	184751	184801	78884	77642
2610	Electronic components & boards	8	184751	184801	78884	77642
26101 &	Capacitors, resistors, microprocessors					
26109	Others n.e.c.	8	184751	184801	78884	77642
263	Communication equipment	7	4524	4524	4475	
2630	Communication equipment	7	4524	4524	4475	
26301	Telephones pbx, facsimile equipment etc	2				
26303	Cable television equipment, antenna etc	5	4524	4524	4475	
264	Consumer electronics	8	430413	430413	411488	18925
2640	Consumer electronics	8	430413	430413	411488	18925
26402	Televisions, monitors & displays	2	411488	411488	411488	
26409	Others n.e.c.	6	18925	18925		18925
265	Measuring equipment; watches/ clocks	13	9254	9254	349	
2651	Measuring, navigating/ control equipment	9	296	296	296	
26514	Measuring & control equipment	2	219	219	219	
26516	Scales, balances & laboratory apparatus	2	77	77	77	
26519	Manufacture of others n.e.c.	5				
2652	Watches & clocks	4	8958	8958	53	
26521	Watches & clocks	4	8958	8958	53	
266 &	Electro medical/ electrotherapeutic equipment					
268	Magnetic & optical media	2				
2660 &	Irradiation, electro medical equipment					
2680	Magnetic & optical media	2				
26602 &	Electro medical/ electrotherapeutic equipment					
26801	Audio & video tapes/ cassettes	2				
27	ELECTRICAL EQUIPMENT	768	31744466	31771618	31061454	572724
271	Electric motor, generator, transformer	148	7348034	7356264	7275809	60769
2710	Electric motors, generators, transformers etc.	148	7348034	7356264	7275809	60769
27101	Electric transformers	23	4270278	4270278	4264168	
27102	Electric motors/ power generators etc	19	30916	30916	21448	8815
27103	Electric power distribution panel etc.	64	3037135	3045365	2980751	51941
27104	Switchboard apparatus, fuses, switches	2	7445	7445	7300	
27109	Others n.e.c.	40	2260	2260	2142	13
272	Batteries & accumulators	24	14697013	14697034	14663852	14920
2720	Batteries & accumulators	24	14697013	14697034	14663852	14920
27203	Lead acid/ lithium/ dry/ wet batteries	24	14697013	14697034	14663852	14920
273	Wiring & wiring devices	120	8101071	8101869	7868863	230789
2731 &	Fibre optic cables					
2732	Other electric wires & cables	120	8101071	8101869	7868863	230789
27310 &	Fibre optic cable for data transmission etc.					
27320	Insulated wire & cable	120	8101071	8101869	7868863	230789
274	Electric lighting equipment	43	740057	740057	655905	83035
2740	Electric lighting equipment	43	740057	740057	655905	83035
27401	Lamps, bulbs, ch&eliers,lanterns etc.	14	736792	736792	653768	82897
27409	Others n.e.c.	29	3265	3265	2137	138

TABLE - 12.0 **VALUE OF INDIRECT TAXES AND SUBSIDIES** **PAKISTAN**

2015-16

Value in '000' Rs

	Indirect Taxes			Subsidies	
Excise duty	District/ Provincial Taxes	Land Tax/Vehicle Tax	Other taxes on own production	Subsidies received	Industry Code
8	9	10	11	12	1
	101	189	25		2512
	9		7		25121
	93	189	19		25122
					25123
	1888	1028	1196		2513
	8	112	1196		25131
	1880	916			25132
76	229	57	170		252
76	229	57	170		2520
					25201 &
76	229	57	170		25202
10173	29406	3970	49543	49578	259
			23		2592
					25921 &
			23		25922
698	2445	1105	6147	1706	2593
665	2367	825	4793	1619	25931
7	61	162	178	40	25932
15	8	93	1084	46	25933
11	10	25	92		25934
9475	26961	2865	43372	47872	2599
66	7611	139	16766		25991
					25992
	2736	145	5850		25993
	575	1145	4964	29563	25994
	214	578	743		25995
6	99	142	385	18309	25996
7	13980	26	14434		25997
9396	1746	689	230		25999
7000	9063	177	20988	50	26
7000	141	146	20988	50	261
7000	141	146	20988	50	2610
					26101 &
7000	141	146	20988	50	26109
	39	10			263
	39	10			2630
					26301
	39	10			26303
					264
					2640
					26402
					26409
	8884	21			265
					2651
					26514
					26516
					26519
	8884	21			2652
	8884	21			26521
					266 &
					268
					2660 &
					2680
					26602 &
					26801
6671	36830	40917	53022	27152	27
73	9275	3629	6709	8230	271
73	9275	3629	6709	8230	2710
	5352		757		27101
	572	28	53		27102
68	3241	3561	5803	8230	27103
	60	40	45		27104
5	50		50		27109
	9420	368	8473	21	272
	9420	368	8473	21	2720
	9420	368	8473	21	27203
	333	1238	646	797	273
					2731 &
	333	1238	646	797	2732
					27310 &
	333	1238	646	797	27320
	144	6	967		274
	144	6	967		2740
	126				27401
	18	6	967		27409

TABLE - 12.0 **VALUE OF INDIRECT TAXES AND SUBSIDIES** **PAKISTAN**

2015-16

Value in '000' Rs

Industry Code	Industry Major Groups and Industries	No. of establishments	Total net indirect taxes (Col 5 -12)	Indirect Taxes		
				Total (Col 6 to 11)	Sales taxes (net)	Import duty
1	2	3	4	5	6	7
275	Domestic appliances	409	827875	845979	578440	181678
2750	Domestic appliances	409	827875	845979	578440	181678
27501	Domestic electric appliances	357	825888	843992	578206	181678
27502	Domestic electrothermic appliances	6				
27503	Domestic non-electric cooking equipment	46	1987	1987	234	
279	Other electrical equipment	24	30416	30416	18584	1534
2790	Other electrical equipment	24	30416	30416	18584	1534
27901	Battery chargers & electrical bells etc	4				
27909	Others n.e.c.	20	30416	30416	18584	1534
28	MACHINERY AND EQUIPMENT N.E.C.	875	4405066	4405601	4197188	51699
281	General-purpose machinery	384	826406	826485	773608	15112
2811	Engines & turbines	5	495	495	248	
28112	Turbines & parts etc	5	495	495	248	
2813	Other pumps, compressors, taps & valves	164	734606	734683	721815	10942
28131	Air or vacuum pumps/ compressors	2				
28132	Pumps for liquids	112	734409	734487	721815	10942
28133	Pumps for engines/ motor vehicle pumps	11	63	63		
28134	Industrial taps/ valves & h& pump etc	39	133	133		
2814	Bearings, gears, gearing etc	6	65	65		
28143	Gears, pulleys & transmission chain etc	6	65	65		
2815 &	Ovens, furnaces & furnace burners					
2816	Lifting & h&ling equipment	40	1048	1049	321	
28151 &	Electrical & other furnaces, ovens,burners etc.					
28161	Lifting, h&ling, loading machinery	40	1048	1049	321	
2819	Other general-purpose machinery	169	90192	90192	51225	4170
28191	Industrial freezing equipment etc.	22	49235	49235	27320	4170
28192	Weighing, packing & wrapping machinery	18	12868	12868	12583	
28193	Filtering or purifying machinery	16	6908	6908	6825	
28198	Parts for general-purpose machinery	69	2478	2478		
28199	Others n.e.c.	44	18704	18704	4496	
282	Special-purpose machinery	491	3578660	3579116	3423579	36588
2821	Agricultural & forestry machinery	349	3093099	3093142	3012097	32558
28211	Tractors	16	2992452	2992452	2960360	32082
28213	Agricultural trailers or semi-trailers	28	17711	17711	31	
28214	Soil preparation, planting machinery	49	3861	3878	1160	113
28215 &	Harvesting or threshing machinery					
28216 &	Milking machines					
28217	Spraying machinery	57	4297	4297	350	360
28219	Diverse agricultural machinery	199	74778	74804	50196	4
2822	Metal-forming machinery & machine tools	34	4491	4491	2333	1661
28222	Tools for grinding, drilling, boring	18	1004	1004	800	
28223	Stamping or pressing machine tools	9	267	267		
28224	Hydraulic presse/ forging machine etc.	5	25	25		
28227	Parts/ accessories for machine tools	2	3194	3194	1533	1661
2824	Mining/ quarrying/ construction machinery	13	2907	3207	298	332
28242	Boring, cutting & tunnelling machinery	3	298	298	298	
28243 &	Machinery for treating minerals					
28245 &	Manufacture of earth-moving machinery					
28246	Pile drivers/ mortar spreaders etc.	10	2609	2909		332
2825	Food, beverage & tobacco machinery	29	394926	395039	368105	2001
28253	Grain milling machinery	10	3464	3577	2781	
28256	Machinery for extractionof animal/vegetable fats/oils	2	210	210		
28259	Food processing machinery	17	391252	391252	365324	2001
2826	Textile, apparel & leather machinery	63	83237	83237	40745	35
28261	Textile machinery	35	82757	82757	40714	
28262	Equipment for textile machinery	4	150	150		21
28266	Sewing machines	24	330	330	31	14
2829	Other special-purpose machinery	3				
28291 &	Machinery for paper pulp,paperboard product etc					
28292	Rubber & plastic products machinery					
28299	Others n.e.c.	3				
29	MOTOR VEHICLES, TRAILERS AND SEMI	784	69486723	69526455	56250180	12556747
291	Motor vehicles	26	56580673	56582959	45787201	10767392
2910	Motor vehicles	26	56580673	56582959	45787201	10767392
29101	Passenger cars, commercial busses etc.	21	56552544	56552544	45770799	10753503
29102 &	Motor vehicle engines, chassis etc.					
29103	Other motor vehicles	5	28129	30415	16402	13889
292	Motor vehicle bodies, trailers etc	121	-711	23101	1833	2282
2920	Motor bodies, trailers & semi-trailers	121	-711	23101	1833	2282
29201	Bodies for motor vehicles	13	2875	2875		2282
29202	Trailers & semi-trailers	108	-3587	20226	1833	
293	Parts & accessories for motor vehicles	637	12906761	12920395	10461145	1787073
2930	Parts & accessories for motor vehicles	637	12906761	12920395	10461145	1787073
29301	Parts & accessories for motor vehicles	637	12906761	12920395	10461145	1787073

TABLE - 12.0 **VALUE OF INDIRECT TAXES AND SUBSIDIES** **PAKISTAN**

2015-16

Value in '000' Rs

	Indirect Taxes			Subsidies	
Excise duty	District/ Provincial Taxes	Land Tax/Vehicle Tax	Other taxes on own production	Subsidies received	Industry Code
8	9	10	11	12	1
6485	17633	35641	26103	18104	275
6485	17633	35641	26103	18104	2750
6475	17251	35565	24818	18104	27501
					27502
10	382	76	1286		27503
113	24	36	10124		279
113	24	36	10124		2790
					27901
113	24	36	10124		27909
18824	45558	60096	32235	535	28
14042	11557	1150	11017	79	281
			248		2811
			248		28112
241	773	296	616	78	2813
					28131
241	738	293	457	78	28132
	8	3	53		28133
	27		107		28134
	22	44			2814
	22	44			28143
					2815 &
	213	122	393	1	2816
					28151 &
	213	122	393	1	28161
13801	10549	688	9760		2819
223	7963	168	9391		28191
21	33	8	222		28192
11	30	35	7		28193
	2433	45			28198
13546	89	433	140		28199
4782	34002	58946	21219	456	282
4664	17182	6491	20150	43	2821
	10				28211
47	10931	15	6687		28213
2366	78	46	116	17	28214
					28215 &
					28216 &
2152	214	1148	73		28217
100	5949	5282	13274	27	28219
	53	244	199		2822
	28	139	37		28222
		105	162		28223
	25				28224
					28227
20	2525	11	21	300	2824
					28242
					28243 &
					28245 &
20	2525	11	21	300	28246
	4189	20043	699	113	2825
	11	259	524	113	28253
	40		170		28256
	4138	19784	5		28259
98	10053	32156	150		2826
	9979	32040	24		28261
44	15	46	23		28262
54	60	70	102		28266
					2829
					28291 &
					28292
					28299
90276	47917	38044	543291	39732	29
	50	802	27514	2286	291
	50	802	27514	2286	2910
		728	27514		29101
					29102 &
	50	74		2286	29103
2617	7490	2362	6516	23812	292
2617	7490	2362	6516	23812	2920
456	91	46			29201
2161	7398	2317	6516	23812	29202
87658	40378	34880	509261	13634	293
87658	40378	34880	509261	13634	2930
87658	40378	34880	509261	13634	29301

TABLE - 12.0 **VALUE OF INDIRECT TAXES AND SUBSIDIES** **PAKISTAN**

2015-16

Value in '000' Rs

Industry Code	Industry Major Groups and Industries	No. of establishments	Total net indirect taxes (Col 5 -12)	Indirect Taxes		
				Total (Col 6 to 11)	Sales taxes (net)	Import duty
1	2	3	4	5	6	7
30	OTHER TRANSPORT EQUIPMENT	181	14298323	14298398	13386278	690852
302 &	Railway locomotives & rolling stock					
309	Transport equipment n.e.c.	181	14298323	14298398	13386278	690852
3020 &	Railway locomotives & rolling stock					
3091	Motorcycles	170	14297603	14297678	13385625	690852
30202 &	Railway or tramway coaches services etc.					
30911	Motorcycles, engines for motorcycles	37	14133451	14133451	13234310	686280
30912	Parts & accessories for motorcycles.	133	164152	164227	151315	4573
3092	Bicycles & invalid carriages	11	720	720	653	
30921 &	Non-motorized bicycles & parts etc.					
30922	Invalid/baby carriages, their parts/accessories, etc.	11	720	720	653	
31	FURNITURE	1462	675373	702799	519316	62470
310	Furniture	1462	675373	702799	519316	62470
3100	Furniture	1462	675373	702799	519316	62470
31001 &	Furniture & fixtures.					
31002	Furniture for shops/churches, schools, restaurants	623	615656	637000	481250	58501
31003	manufacture of office furniture	13	17405	17405	17316	26
31004	Furniture for kitchen bedrooms etc.	824	35462	41544	14250	3593
31005	Laboratory benches/ laboratory furniture	2	6850	6850	6500	350
32	OTHER MANUFACTURING	1430	668834	745778	508736	103145
321	Jewellery, bijouterie etc	63	17350	17350	16666	21
3211	Jewellery & related articles	27	900	900	669	21
32113 &	Jewellery, goldsmiths' articles.					
32114	Metal watchs, watch straps & cigarette cases etc.	27	900	900	669	21
3212	Imitation jewellery & related articles	36	16450	16450	15997	
32121	Costume or imitation jewellery.	36	16450	16450	15997	
322	Musical instruments	10	671	697	659	
3220	Musical instruments	10	671	697	659	
32201 &	Stringed instruments, harmoniums etc.					
32202	Musical instruments & parts.	10	671	697	659	
323	Sports goods	382	291108	320189	279856	21849
3230	Sports goods	382	291108	320189	279856	21849
32301	Foot balls.	120	195903	221240	213863	3736
32302	Rackets, bats.	31	3945	3955	3039	289
32309	Other sports articles/ equipment etc.	231	91259	94993	62954	17824
324	Games & toys	13	10	10		
3240	Games & toys	13	10	10		
32401	Dolls, toy animals etc.	13	10	10		
325	Medical & dental instruments & supplies	906	330019	335004	204605	27119
3250	Medical & dental instruments & supplies	906	330019	335004	204605	27119
32501	Surgical drapes/ sterile string etc	22				
32505	Surgical, dental/ veterinary furniture.	6	260	260	249	
32506	Dental instruments/ orthopaedic devices	46	3910	4019	841	2541
32509	Others n.e.c.	832	325849	330725	203516	24578
329	Other manufacturing n.e.c.	56	29674	72528	6949	54156
3290	Other manufacturing n.e.c.	56	29674	72528	6949	54156
32902	Brooms & brushes.	24	12579	12579	4214	3806
32903	Pens, pencils & stamps etc.	13	16561	59415	2735	50351
32909	Others n.e.c.	19	534	534		

TABLE - 12.0 **VALUE OF INDIRECT TAXES AND SUBSIDIES** **PAKISTAN**

2015-16

Value in '000' Rs

	Indirect Taxes			Subsidies	
Excise duty	District/ Provincial Taxes	Land Tax/Vehicle Tax	Other taxes on own production	Subsidies received	Industry Code
8	9	10	11	12	1
3763	778	210613	6114	75	30
3763	778	210613	6114	75	302 & 309
3763	767	210587	6084	75	3020 & 3091
3075	153	204055	5578		30202 & 30911
688	614	6532	505	75	30912
	11	26	30		3092
	11	26	30		30921 & 30922
9873	41392	38004	31745	27426	31
9873	41392	38004	31745	27426	310
9873	41392	38004	31745	27426	3100
5554	36921	37122	17653	21344	31001 & 31002
25	5	28	5		31003
4294	4466	854	14087	6082	31004
					31005
82061	5979	7981	37877	76944	32
32	224	5	402		321
32	88	5	84		3211
32	88	5	84		32113 & 32114
	135		318		3212
	135		318		32121
		26	13	26	322
		26	13	26	3220
		26	13	26	32201 & 32202
4683	2277	3883	7641	29080	323
4683	2277	3883	7641	29080	3230
	517	1049	2075	25337	32301
503		36	88	10	32302
4180	1759	2798	5478	3734	32309
			10		324
			10		3240
			10		32401
71364	2863	3693	25358	4984	325
71364	2863	3693	25358	4984	3250
					32501
	2	9			32505
	3	530	105	109	32506
71364	2858	3155	25254	4876	32509
5982	615	373	4452	42853	329
5982	615	373	4452	42853	3290
	110	9	4440		32902
5982	6	336	5	42853	32903
	499	28	7		32909

TABLE - 13.0 **STOCKS STATISTICS** **PAKISTAN**
2015-16
Value in '000' Rs

Industry Code	Industry Major Groups & Industries	No. of establishments	Total stocks			Input materials		
			Value at the beginning of the year (col 7+10+13+16)	Value at the end of the year (col 8+11+14+17)	Net stocks increase (col 9+12+15+18)	Value at the beginning of the year	Value at the end of the year	Net stocks increase
1	2	3	4	5	6	7	8	9
C	**ALL INDUSTIRES**	**42578**	**1144670416**	**1260665752**	**115995337**	**574484527**	**659741332**	**85256805**
10	FOOD PRODUCTS	5597	194597954	248401596	53803642	98522584	147952029	49429445
101	Processing & preserving of meat	22	1125193	1945634	820441	179494	635573	456079
1010	Processing & preserving of meat	22	1125193	1945634	820441	179494	635573	456079
10102	Fresh, chilled or frozen meat	10	232661	589363	356702	32515	351744	319229
10104 &	Meat products							
10107	Processing of animal offal	12	892533	1356271	463738	146979	283829	136850
102	Processing & preserving of fish	14	241429	266345	24916	10820	35726	24905
1020	Processing/ preserving of fish, molluscs	14	241429	266345	24916	10820	35726	24905
10202	Fish, crustacean & mollusc products	14	241429	266345	24916	10820	35726	24905
103	Processing of fruit/ vegetables	44	2221495	2512060	290565	1611988	1430284	-181703
1030	Processing/ preserving of fruit/ vegetables	44	2221495	2512060	290565	1611988	1430284	-181703
10302	Preserving of fruit, nuts or vegetables	30	306583	265661	-40922	151372	142340	-9032
10304	Fruit or vegetable juices.	3	25251	65851	40600	2410	21904	19494
10305	Jams, jellies & marmalades	11	1889661	2180548	290887	1458205	1266040	-192165
104	Vegetable & animal oils/ fats	843	40478105	67282990	26804885	22258284	39267018	17008735
1040	Vegetable & animal oils & fats	843	40478105	67282990	26804885	22258284	39267018	17008735
10401	Crude / refined vegetable oils	507	39748068	65131813	25383745	21699579	37535546	15835967
10405	Cotton linters.	205	543874	1698550	1154676	516585	1393986	877401
10406	Oilcakes & others	131	186163	452627	266464	42120	337487	295367
105	Dairy products	148	4538290	5579304	1041013	1667791	1294136	-373655
1050	Dairy products	148	4538290	5579304	1041013	1667791	1294136	-373655
10501	fresh liquid milk & milk-based drinks	26	3649179	4531450	882272	1613187	1243096	-370091
10504	Butter/ cheese etc.	17	525875	590378	64502	36239	35324	-915
10506	Ice cream & other edible ice.	100	347283	440182	92898	11321	7331	-3990
10509	Others n.e.c.	5	15953	17294	1341	7044	8385	1341
106	Grain mill products, starches etc	3097	40330045	61693850	21363805	30188588	50226224	20037636
1061	Grain mill products	3094	38118579	60450322	22331743	30188277	50224371	20036094
10611	Grain milling.	1144	24805579	44059471	19253892	20713782	37944834	17231052
10612	Rice milling.	1782	11640459	14898038	3257579	8518300	11519972	3001672
10613	Vegetable milling	166	1185622	933422	-252200	933629	716782	-216847
10614	Cereal breakfast foods	2	486919	559391	72472	22566	42783	20217
1062	Starches & starch products	3	2211466	1243528	-967938	311	1853	1542
10621 &	Starches from rice, potatoes, maize etc.							
10623	Glucose/ glucose syrup etc	3	2211466	1243528	-967938	311	1853	1542
107	Other food products	1245	81124475	72578882	-8545593	19453856	19999434	545577
1071	Bakery products	807	7546538	7538518	-8020	4556554	4320213	-236341
10711	Bread & rolls	88	674466	824254	149788	517290	676762	159472
10712	Pastry, cakes, pies etc.	100	264551	256705	-7846	226478	192906	-33572
10713	Rusks, biscuits & bakery products	344	6120473	6028379	-92093	3593098	3253035	-340064
10719	Others n.e.c.	275	487048	429180	-57868	219687	197510	-22177
1072	Sugar	82	59546212	48546534	-10999679	8440756	8049681	-391076
10721	Sugar & sugar substitutes	82	59546212	48546534	-10999679	8440756	8049681	-391076
1073	Chocolate & sugar confectionery	86	4412936	5256832	843896	1852055	2591809	739753
10732	Chocolate & sugar confectionery	81	4388826	5215730	826904	1827945	2550707	722761
10733	Chewing gum	5	24110	41102	16992	24110	41102	16992
1074	Macaroni, noodles, pasta etc.	16	29701	142530	112829	17543	22149	4606
10741	Pastas/ macaroni etc	16	29701	142530	112829	17543	22149	4606
1079	Other food products n.e.c.	254	9589089	11094469	1505380	4586948	5015583	428635
10792 &	Blending of tea & mate							
10794	Infant formula or baby foods etc	14	2699009	3573523	874515	958583	1127184	168601
10795	Prepared foods/sandwiches, fresh pizza etc.	2						
10796	Spices, sauces & condiments	50	3388564	3994515	605951	1904977	2204378	299401
10798	Processing of salt	37	152464	265660	113196	126543	218299	91756
10799	Others n.e.c.	151	3349052	3260771	-88281	1596845	1465722	-131123
108	Prepared animal feeds	184	24538921	36542531	12003610	23151763	35063634	11911872
1080	Prepared animal feeds	184	24538921	36542531	12003610	23151763	35063634	11911872
10802	Prepared feeds for farm animals	184	24538921	36542531	12003610	23151763	35063634	11911872
11	BEVERAGES	131	10430334	12592235	2161900	5985093	7549362	1564269
110	Beverages	131	10430334	12592235	2161900	5985093	7549362	1564269
1101 &	Distilling, rectifying/ blending of spirits							
1104	Soft drinks, mineral waters etc	131	10430334	12592235	2161900	5985093	7549362	1564269
11010 &	Alcoholic beverages/ distilled spirits							
11041	Non-alcoholic beverages	35	2952150	3816153	864002	2045611	2620324	574714
11042	Natural mineral waters/ bottled waters	54	1193964	1277225	83261	1130177	1165292	35115
11043	Soft drinks like lemonade, cola etc.	42	6284220	7498857	1214637	2809305	3763745	954440
12	TOBACCO PRODUCTS	28	30463169	28967449	-1495721	25605360	26653758	1048398
120	Tobacco products	28	30463169	28967449	-1495721	25605360	26653758	1048398
1200	Tobacco products	28	30463169	28967449	-1495721	25605360	26653758	1048398
12001	Tobacco products & substitutes etc.	25	30458539	28962709	-1495831	25603350	26651678	1048328
12009	Others n.e.c.	3	4630	4740	110	2010	2080	70

TABLE - 13.0 **STOCKS STATISTICS** **PAKISTAN 2015-16**

Value in '000' Rs

Goods purchased for resale			Work in Process			Finished products and by-products			
Value at the beginning of the year	Value at the end of the year	Net stocks increase	Value at the beginning of the year	Value at the end of the year	Net stocks increase	Value at the beginning of the year	Value at the end of the year	Net stocks increase	Industry Code
10	11	12	13	14	15	16	17	18	1
14036867	**11315216**	**-2721651**	**130928850**	**149845740**	**18916890**	**425220171**	**439763464**	**14543292**	**C**
214306	294529	80223	6915318	11096252	4180933	88945745	89058786	113041	10
			208530	169979	-38550	737170	1140082	402912	101
			208530	169979	-38550	737170	1140082	402912	1010
				7722	7722	200145	229897	29751	10102
			208530	162257	-46272	537024	910185	373161	10104 & 10107
						230608	230619	11	102
						230608	230619	11	1020
						230608	230619	11	10202
			98560	171844	73284	510948	909932	398985	103
			98560	171844	73284	510948	909932	398985	1030
						155211	123321	-31890	10302
			11794	15868	4074	11047	28079	17032	10304
			86766	155976	69210	344689	758532	413843	10305
8636	18304	9668	3189510	4805739	1616228	15021674	23191928	8170254	104
8636	18304	9668	3189510	4805739	1616228	15021674	23191928	8170254	1040
7481	16953	9472	3178237	4792451	1614214	14862771	22786863	7924092	10401
940	1064	125	3282	3029	-253	23067	300471	277404	10405
216	288	72	7991	10259	2268	135837	104594	-31243	10406
135	170	35	510810	1320345	809535	2359554	2964653	605098	105
135	170	35	510810	1320345	809535	2359554	2964653	605098	1050
			256900	904403	647504	1779092	2383951	604859	10501
			220952	365038	144086	268685	190016	-78669	10504
	35	35	32959	50904	17945	303003	381912	78909	10506
135	135					8774	8774		10509
181308	229336	48028	356818	1535581	1178763	9603331	9702709	99378	106
181308	229336	48028	270371	1445569	1175198	7478623	8551046	1072423	1061
11436	17359	5924	116261	1244594	1128333	3964100	4852684	888584	10611
168790	210895	42104	110372	127508	17136	2842997	3039663	196667	10612
1082	1082		43316	72489	29173	207595	143069	-64526	10613
			422	978	556	463931	515630	51699	10614
			86447	90012	3565	2124708	1151663	-973045	1062
			86447	90012	3565	2124708	1151663	-973045	10621 & 10623
21640	43110	21470	2466557	2937706	471149	59182423	49598633	-9583790	107
3812	11188	7376	187338	165269	-22069	2798834	3041849	243014	1071
90	102	12	9977	10480	503	147109	136909	-10199	10711
232	856	624	4551	5870	1319	33291	57074	23783	10712
3490	8928	5438	94326	94910	584	2429558	2671506	241948	10713
	1302	1302	78484	54009	-24476	188877	176359	-12517	10719
8910	21159	12249	607636	787241	179604	50488910	39688453	-10800457	1072
8910	21159	12249	607636	787241	179604	50488910	39688453	-10800457	10721
			378795	482119	103324	2182085	2182905	819	1073
			378795	482119	103324	2182085	2182905	819	10732
									10733
			12158	120146	107989		235	235	1074
			12158	120146	107989		235	235	10741
8918	10763	1845	1280630	1382932	102302	3712593	4685191	972598	1079
			324586	430205	105619	1415841	2016135	600295	10792 & 10794
									10795
8668	9263	595	542873	523627	-19246	932046	1257247	325201	10796
			4654	4863	209	21266	42497	21230	10798
250	1500	1250	408517	424237	15720	1343440	1369312	25872	10799
2587	3609	1021	84534	155058	70524	1300037	1320230	20193	108
2587	3609	1021	84534	155058	70524	1300037	1320230	20193	1080
2587	3609	1021	84534	155058	70524	1300037	1320230	20193	10802
36222	74572	38349	696029	773417	77388	3712990	4194884	481894	11
36222	74572	38349	696029	773417	77388	3712990	4194884	481894	110
36222	74572	38349	696029	773417	77388	3712990	4194884	481894	1101 & 1104
			586301	571641	-14660	320239	624187	303949	11010 & 11041
			4735	6920	2186	59052	105013	45960	11042
36222	74572	38349	104994	194856	89862	3333699	3465684	131985	11043
			199450	248774	49324	4658359	2064916	-2593443	12
			199450	248774	49324	4658359	2064916	-2593443	120
			199450	248774	49324	4658359	2064916	-2593443	1200
			198450	247734	49284	4656739	2063296	-2593443	12001
			1000	1040	40	1620	1620		12009

TABLE - 13.0 **STOCKS STATISTICS** **PAKISTAN**
2015-16
Value in '000' Rs

Industry Code	Industry Major Groups & Industries	No. of establishments	Total stocks			Input materials		
			Value at the beginning of the year (col 7+10+13+16)	Value at the end of the year (col 8+11+14+17)	Net stocks increase (col 9+12+15+18)	Value at the beginning of the year	Value at the end of the year	Net stocks increase
1	2	3	4	5	6	7	8	9
13	TEXTILES	7503	346332844	369563377	23230533	180918328	184940021	4021692
131	Spinning, weaving, finishing of textile	5819	323904878	344667970	20763092	168101197	169917000	1815804
1311	Spinning of textile fibres	828	187088633	201850498	14761866	101712173	104339287	2627115
13112	Spinning of yarn or thread	828	187088633	201850498	14761866	101712173	104339287	2627115
1312	Weaving of textiles	4442	127228029	132658486	5430457	60083986	59233841	-850145
13121	Broad woven fabrics	4130	123306723	128598228	5291505	58356998	57676180	-680818
13122	Other broad woven fabrics etc.	2	230035	234482	4447			
13129	Others n.e.c.	310	3691270	3825776	134505	1726987	1557660	-169327
1313	Finishing of textiles	549	9588217	10158986	570770	6305039	6343873	38834
13131	Bleaching & dyeing of fabrics	549	9588217	10158986	570770	6305039	6343873	38834
139	Other textiles	1684	22427966	24895407	2467441	12817132	15023021	2205889
1392	Made-up textile articles	346	17940182	20208735	2268553	9714916	11886572	2171656
13921	Madeup articles of any textile material	278	13801416	14506791	705375	7100692	7679674	578982
13922	Made-up furnishing articles	56	4068239	5697827	1629588	2543819	4203147	1659328
13929	Others n.e.c.	12	70527	4117	-66410	70405	3752	-66654
1393	Carpets & rugs	77	976716	1124817	148101	617887	689649	71762
13930	Floor coverings like carpets, rugs etc.	77	976716	1124817	148101	617887	689649	71762
1394	Cordage, rope, twine & netting	20	309776	270594	-39182	127835	113871	-13964
13941 &	Twine, cordage, rope etc.							
13942	Knotted netting of twine, cordage/ rope	20	309776	270594	-39182	127835	113871	-13964
1399	Other textiles n.e.c.	1241	3201293	3291262	89969	2356494	2332928	-23566
13991	Labels/ badges etc.	57	719546	1306921	587375	207038	580922	373884
13992	Tulles/ laces & other net fabrics	1148	2184967	1842753	-342214	1905684	1639557	-266127
13999	Others n.e.c.	36	296780	141588	-155191	243772	112450	-131323
14	WEARING APPAREL	2371	78388568	76866863	-1521705	38077617	34527820	-3549797
141	Wearing apparel	2147	67956254	67371117	-585138	29913636	27326238	-2587397
1410	Wearing apparel	2147	67956254	67371117	-585138	29913636	27326238	-2587397
14101	Wearing apparel of leather	184	7348719	6225846	-1122873	4892646	3521508	-1371138
14102	Outerwear/ work wear	1284	53913583	54722454	808871	20505349	19923688	-581661
14103	Underwear/ nightwear	166	1975189	1459325	-515863	1215069	805584	-409485
14104	Babies' garments/ tracksuits etc.	20	1337189	1409744	72555	877537	742763	-134774
14105 &	Other clothing accessories							
14109	Others n.e.c.	493	3381575	3553748	172173	2423034	2332696	-90338
143	Knitted & crocheted apparel	224	10432314	9495746	-936567	8163981	7201582	-962399
1430	Knitted & crocheted apparel	224	10432314	9495746	-936567	8163981	7201582	-962399
14301	Knitted or crocheted wearing apparel	30	4705237	4711649	6413	4552709	4597971	45263
14302	Hosiery, socks, tights & pantyhose etc	194	5727077	4784097	-942980	3611273	2603610	-1007662
15	LEATHER PRODUCTS	1150	25846091	25079212	-766879	8597372	9819548	1222177
151	Tanning of leather & leather products	398	16218902	15766477	-452424	5663173	6987676	1324503
1511	Tanning & dressing of leather	346	14198755	13580730	-618025	4489939	5709734	1219796
15111	Tanning/ dressing of hides & skins	341	14198755	13580730	-618025	4489939	5709734	1219796
15119	Others n.e.c.	5						
1512	Luggage, h&bags, saddlery etc.	52	2020147	2185747	165600	1173234	1277941	104707
15121	Luggage, h&bags etc.	27	1063422	1379725	316303	920760	1056970	136210
15122	Articles of leather etc.	25	956725	806022	-150703	252474	220972	-31503
152	Footwear	752	9627189	9312734	-314455	2934199	2831872	-102327
1520	Footwear	752	9627189	9312734	-314455	2934199	2831872	-102327
15201	Footwear	746	9626138	9312150	-313987	2933732	2831872	-101859
15202	Leather parts of footwear etc.	6	1051	584	-467	467		-467
16	WOOD AND WOOD PRODUCTS	642	5077586	6387474	1309888	3050629	3711060	660431
161	Sawmilling & planning of wood	147	1120414	1409960	289547	474217	548644	74427
1610	Sawmilling & planning of wood	147	1120414	1409960	289547	474217	548644	74427
16101 &	Sawing & planning of wood							
16102	Wooden railway sleepers	147	1120414	1409960	289547	474217	548644	74427
162	Products of wood, cork, straw etc.	495	3957172	4977513	1020341	2576412	3162415	586003
1621	Veneer sheets & wood-based panels	82	3718007	4540762	822754	2420534	3043483	622948
16211	Manufacture of veneer sheets	6	100	6110	6010		6110	6110
16212	Plywood/ veneer panel/ laminated sheets	50	1999096	2040182	41086	1321679	1255075	-66604
16213	Particle board/ densified wood etc.	26	1718811	2494469	775658	1098855	1782297	683442
1622	Builders' carpentry & joinery	123	73112	267526	194414	58787	24626	-34161
16221	Wooden goods of construction industry	123	73112	267526	194414	58787	24626	-34161
1623	Wooden containers	182	56027	54772	-1254	38080	38187	107
16231	Packing boxes, crates, drums of wood	182	56027	54772	-1254	38080	38187	107
1629	Other wood products	108	110027	114454	4428	59011	56120	-2891
16291	Wood products	108	110027	114454	4428	59011	56120	-2891
17	PAPER AND PAPER PRODUCTS	787	12832708	14038175	1205467	8251114	8926581	675467
170	Paper & paper products	787	12832708	14038175	1205467	8251114	8926581	675467
1701	Pulp, paper & paperboard	267	3167967	2949745	-218222	1820068	1464653	-355415
17013	Paper & paperboard	259	3075024	2870899	-204125	1768642	1423507	-345135
17019	Others n.e.c.	8	92943	78846	-14097	51426	41146	-10280

TABLE - 13.0 **STOCKS STATISTICS** **PAKISTAN 2015-16**

Value in '000' Rs

Goods purchased for resale			Work in Process			Finished products and by-products			
Value at the beginning of the year	Value at the end of the year	Net stocks increase	Value at the beginning of the year	Value at the end of the year	Net stocks increase	Value at the beginning of the year	Value at the end of the year	Net stocks increase	Industry Code
10	11	12	13	14	15	16	17	18	1
266129	122629	-143501	43640915	56952360	13311445	121507472	127548368	6040896	13
264503	119379	-145124	40840140	53811128	12970989	114699039	120820463	6121424	131
191543	13297	-178246	13174938	20836377	7661440	72009980	76661537	4651557	1311
191543	13297	-178246	13174938	20836377	7661440	72009980	76661537	4651557	13112
62577	79066	16489	26247872	31084088	4836216	40833594	42261491	1427897	1312
44931	61420	16489	25592836	29937963	4345128	39311959	40922664	1610706	13121
			38624	43183	4559	191411	191299	-112	13122
17646	17646		616412	1102942	486529	1330224	1147527	-182697	13129
10383	27016	16632	1417330	1890663	473333	1855465	1897435	41970	1313
10383	27016	16632	1417330	1890663	473333	1855465	1897435	41970	13131
1627	3250	1623	2800775	3141232	340457	6808433	6727905	-80528	139
1627	2997	1371	2381061	2788914	407853	5842578	5530251	-312327	1392
			1702942	2058825	355883	4997782	4768292	-229490	13921
1627	2997	1371	677997	729723	51726	844796	761959	-82837	13922
			122	365	244				13929
			31884	46124	14240	326945	389045	62099	1393
			31884	46124	14240	326945	389045	62099	13930
			44050	38475	-5575	137890	118247	-19643	1394
									13941 &
			44050	38475	-5575	137890	118247	-19643	13942
	253	253	343780	267720	-76061	501019	690362	189343	1399
			292012	228583	-63430	220496	497416	276920	13991
	253	253	33306	27852	-5455	245977	175092	-70885	13992
			18461	11285	-7176	34546	17853	-16692	13999
27232	24782	-2450	20765817	21334946	569129	19517902	20979315	1461413	14
27232	23011	-4220	20097108	20450808	353700	17918279	19571059	1652780	141
27232	23011	-4220	20097108	20450808	353700	17918279	19571059	1652780	1410
10189	12166	1977	1537179	1433887	-103292	908704	1258284	349580	14101
4449	4426	-22	17429672	17675136	245464	15974114	17119204	1145090	14102
			332233	307567	-24666	427886	346174	-81712	14103
			326358	442753	116396	133294	224228	90934	14104
									14105 &
12594	6419	-6175	471666	591465	119799	474281	623168	148887	14109
	1770	1770	668709	884138	215428	1599623	1408256	-191367	143
	1770	1770	668709	884138	215428	1599623	1408256	-191367	1430
	1770	1770	69832	78979	9147	82696	32929	-49767	14301
			598878	805159	206282	1516927	1375327	-141599	14302
	4153	4153	5526229	5227361	-298867	11722490	10028149	-1694341	15
			4813758	4228921	-584837	5741970	4549880	-1192091	151
			4564804	3935188	-629616	5144012	3935807	-1208205	1511
			4564804	3935188	-629616	5144012	3935807	-1208205	15111
									15119
			248955	293733	44779	597958	614073	16114	1512
			86540	142652	56112	56122	180104	123982	15121
			162415	151081	-11333	541836	433969	-107867	15122
	4153	4153	712470	998440	285970	5980520	5478269	-502250	152
	4153	4153	712470	998440	285970	5980520	5478269	-502250	1520
	4153	4153	712470	998440	285970	5979936	5477685	-502250	15201
						584	584		15202
5073	18852	13779	361744	263075	-98669	1660139	2394487	734348	16
	15102	15102	154513	132459	-22054	491684	713755	222072	161
	15102	15102	154513	132459	-22054	491684	713755	222072	1610
									16101 &
	15102	15102	154513	132459	-22054	491684	713755	222072	16102
5073	3750	-1323	207231	130616	-76615	1168455	1680731	512276	162
			194663	105869	-88794	1102810	1391410	288600	1621
						100		-100	16211
			192539	95496	-97043	484878	689611	204733	16212
			2124	10373	8249	617832	701799	83967	16213
	1636	1636	476	1551	1075	13849	239712	225864	1622
	1636	1636	476	1551	1075	13849	239712	225864	16221
5073	2114	-2959	4862	8900	4038	8012	5572	-2439	1623
5073	2114	-2959	4862	8900	4038	8012	5572	-2439	16231
			7231	14297	7066	43785	44037	252	1629
			7231	14297	7066	43785	44037	252	16291
25511	48301	22790	1759909	1542921	-216988	2796174	3520372	724198	17
25511	48301	22790	1759909	1542921	-216988	2796174	3520372	724198	170
4183	3916	-267	655471	530215	-125256	688244	950960	262716	1701
4183	3916	-267	650245	525388	-124857	651953	918087	266134	17013
			5226	4827	-399	36291	32873	-3418	17019

TABLE - 13.0 **STOCKS STATISTICS** **PAKISTAN**
2015-16
Value in '000' Rs

Industry Code	Industry Major Groups & Industries	No. of establishments	Total stocks			Input materials		
			Value at the beginning of the year (col 7+10+13+16)	Value at the end of the year (col 8+11+14+17)	Net stocks increase (col 9+12+15+18)	Value at the beginning of the year	Value at the end of the year	Net stocks increase
1	2	3	4	5	6	7	8	9
1702	Corrugated paper/ paperboard & containers	483	7642287	9018759	1376473	5678985	6531757	852773
17021	Corrugated paper/ paperboard containers	472	7147443	8447839	1300396	5211140	5996038	784899
17022	Sacks, bags & similar articles of paper	11	494843	570920	76077	467845	535719	67874
1709	Other articles of paper & paperboard	37	2022454	2069670	47216	752061	930170	178109
17091	Personal hygiene paper product	23	1088711	1124823	36112	475017	648390	173373
17099	Others n.e.c.	14	933743	944847	11105	277043	281780	4737
18	PRINTING/REPRODUCTION OF RECORDED MEDIA	422	4766687	5265002	498315	2861431	2869995	8563
181	Printing	422	4766687	5265002	498315	2861431	2869995	8563
1811	Printing	418	4753512	5255456	501944	2848751	2861029	12277
18111	Printing of newspapers/ magazines	78	602546	308277	-294269	256288		-256288
18112	Printing of books, brochures, maps etc	172	1462918	1986558	523641	1232363	1399735	167373
18113	Printing of postage stamps, cheques etc	3	877773	1015753	137980	1261	17151	15890
18114	Printing of diaries & calendars etc	14	26229	25030	-1199	26229	24397	-1832
18115	Printing on textile, glass, metal, wood	146	1783317	1918164	134847	1332055	1418286	86231
18119	Other printing n.e.c.	5	730	1674	944	556	1459	903
1812	Service related to printing	4	13175	9546	-3629	12680	8966	-3714
18121 &	Binding of printed sheets							
18123 &	Plate/image-making setting services							
18124	Preparation of plates & dies	4	13175	9546	-3629	12680	8966	-3714
19	COKE AND REFINED PETROLEUM PRODUCTS	69	34144180	31298263	-2845917	3973746	6013878	2040131
192	Refined petroleum products	69	34144180	31298263	-2845917	3973746	6013878	2040131
1920	Refined petroleum products	69	34144180	31298263	-2845917	3973746	6013878	2040131
19201	Production of motor fuel/ kerosene etc.	8	32889876	28923766	-3966110	3145365	4590416	1445051
19203 &	Oil-based lubricating oils or greases							
19205	White spirit, vaseline, paraffin wax	55	1253283	2371575	1118293	827360	1422540	595179
19207	Blending of bio fuels	6	1021	2922	1901	1021	922	-99
20	CHEMICALS AND CHEMICAL PRODUCTS	947	85943225	101674349	15731124	34683925	46495268	11811343
201	Basic chemicals, fertilizers etc.	379	54254895	55854837	1599942	17551115	16499310	-1051805
2011	Basic chemicals	219	19539574	20441802	902228	10852133	9623090	-1229043
20111	Inorganic industrial/ medical gases	75	1800182	1773861	-26320	110666	64131	-46535
20112	Dyes & pigments in basic form	41	3115578	3089856	-25722	886381	960569	74188
20113	Manufacture of inorganic acids & bases	35	2180132	2857970	677838	787137	1034344	247207
20114	Chemical elements & other inorganic compounds	2	1455	1882	427	500	627	127
20115	Basic organic chemicals	46	7134968	7325503	190535	4935265	4710089	-225175
20119	Others n.e.c.	20	5307259	5392730	85471	4132186	2853330	-1278856
2012	Fertilizers & nitrogen compounds	23	23493941	24268142	774201	279287	441974	162687
20121 &	Fertilizers							
20122	Nitrogen products	23	23493941	24268142	774201	279287	441974	162687
2013	Plastics & synthetic rubber	137	11221380	11144893	-76487	6419695	6434246	14552
20131	Plastics in primary forms	137	11221380	11144893	-76487	6419695	6434246	14552
202	Other chemical products	560	30535317	44887445	14352128	16328111	29324860	12996748
2021	Pesticides/ agrochemical products etc	63	3400234	4546007	1145774	1504345	2515336	1010990
20211	Insecticides/ fungicides/ herbicides	61	3395112	4540126	1145013	1501105	2511335	1010230
20219	Other agrochemical products n.e.c.	2	5121	5882	760	3240	4000	760
2022	Paints, varnishes & printing ink etc.	133	4741745	15644332	10902588	2376404	12804748	10428343
20221	Paints & varnishes etc	123	4706220	15518495	10812276	2357351	12737160	10379808
20225	Caulking compounds etc	2						
20227	Printing ink	8	35525	125837	90312	19053	67588	48535
2023	Soap, perfumes & toilet preparations	229	18440677	20937216	2496539	9893969	11509782	1615814
20232	Soap	139	11838169	12455720	617551	5575525	5948467	372942
20234	Detergent, dish-washing preparation etc	19	3003750	3499490	495740	2043778	2285873	242095
20235	Cleaning & polishing products	10	17704	20657	2953	17704	20067	2363
20236 &	Perfumes & toilet preparations							
20239	Others n.e.c.	61	3581054	4961349	1380295	2256961	3255375	998414
2029	Other chemical products n.e.c.	135	3952662	3759889	-192773	2553393	2494994	-58399
20291	Propellant powders/ explosives	29	511573	527859	16287	367036	370799	3763
20292 &	Gelatine/ glues & prepared adhesives							
20293	Aromatic/odoriferous/distilled waters products	47	1679225	1361491	-317734	919836	888580	-31256
20294	Photographic plates, films etc	3	58220	60897	2677	58220	60897	2677
20298	Matches	24	370939	432445	61506	234899	197342	-37557
20299	Others n.e.c.	32	1332705	1377197	44491	973402	977376	3974
203	Man-made fibres	8	1153013	932067	-220946	804699	671098	-133601
2030	Man-made fibres	8	1153013	932067	-220946	804699	671098	-133601
20301	Synthetic or artificial filament tow	3	123975	116031	-7944	89070	81206	-7864
20303	Synthetic or artificial filament yarn	5	1029038	816036	-213002	715629	589892	-125737
21	BASIC PHARMACEUTICAL PRODUCTS	608	59106012	63022572	3916560	24268226	25742386	1474161
210	Pharmaceuticals	608	59106012	63022572	3916560	24268226	25742386	1474161
2100	Pharmaceuticals	608	59106012	63022572	3916560	24268226	25742386	1474161
21001	Medicinal active substances	535	53792156	59300742	5508586	21517837	24340952	2823115
21003	Medicaments/ homeopathic preparations	57	4391834	2649397	-1742437	2399184	923882	-1475302
21009	Other such activities n.e.c.	16	922021	1072432	150411	351205	477552	126347

TABLE - 13.0 **STOCKS STATISTICS** **PAKISTAN 2015-16**

Value in '000' Rs

Goods purchased for resale			Work in Process			Finished products and by-products			
Value at the beginning of the year	Value at the end of the year	Net stocks increase	Value at the beginning of the year	Value at the end of the year	Net stocks increase	Value at the beginning of the year	Value at the end of the year	Net stocks increase	Industry Code
10	11	12	13	14	15	16	17	18	1
22	4187	4166	846006	796452	-49554	1117274	1686362	569088	1702
22	261	240	842509	787759	-54750	1093773	1663780	570007	17021
	3926	3926	3497	8693	5196	23501	22582	-919	17022
21305	40198	18892	258432	216254	-42179	990656	883050	-107606	1709
21305	40198	18892	55578	8409	-47170	536811	427827	-108984	17091
			202854	207845	4991	453845	455222	1377	17099
			1243513	1527827	284314	661742	867181	205438	18
			1243513	1527827	284314	661742	867181	205438	181
			1243513	1527827	284314	661247	866601	205353	1811
			149362	142509	-6853	196896	165768	-31128	18111
			184936	530543	345606	45619	56280	10662	18112
			831271	760243	-71028	45241	238359	193118	18113
							633	633	18114
			77772	94317	16546	373490	405560	32071	18115
			172	215	43	2		-2	18119
						495	580	85	1812
									18121 & 18123 &
						495	580	85	18124
64281	69416	5135	56193	551641	495448	30049960	24663329	-5386631	19
64281	69416	5135	56193	551641	495448	30049960	24663329	-5386631	192
64281	69416	5135	56193	551641	495448	30049960	24663329	-5386631	1920
						29744511	24333350	-5411161	19201
									19203 &
64281	69416	5135	56193	551641	495448	305449	327979	22530	19205
							2000	2000	19207
10753841	4595790	-6158051	4517675	4981566	463891	35987784	45601725	9613942	20
6823707	1743503	-5080203	2890848	3055649	164801	26989225	34556375	7567149	201
25086	184845	159760	1154060	1353002	198942	7508295	9280865	1772570	2011
				378	378	1689516	1709353	19837	20111
	400	400	828394	819666	-8729	1400803	1309221	-91582	20112
			259592	355788	96196	1133404	1467838	334434	20113
						955	1255	300	20114
	112434	112434	47422	158519	111096	2152281	2344461	192180	20115
25086	72011	46926	18652	18652		1131336	2448736	1317401	20119
6798621	1557649	-5240972	441960	431208	-10751	15974073	21837310	5863238	2012
									20121 &
6798621	1557649	-5240972	441960	431208	-10751	15974073	21837310	5863238	20122
	1009	1009	1294828	1271438	-23389	3506858	3438199	-68658	2013
	1009	1009	1294828	1271438	-23389	3506858	3438199	-68658	20131
3929127	2851279	-1077848	1592816	1889151	296335	8685263	10822155	2136892	202
			22367	65395	43028	1873521	1965276	91755	2021
			22367	65395	43028	1871640	1963395	91755	20211
						1881	1881		20219
79367	81759	2392	622112	433752	-188361	1663861	2324074	660213	2022
79367	81759	2392	612735	411274	-201462	1656766	2288303	631537	20221
									20225
			9377	22478	13101	7095	35771	28676	20227
3849153	2764797	-1084356	833723	1262789	429066	3863833	5399848	1536015	2023
3849153	2761530	-1087623	498167	684021	185855	1915324	3061701	1146378	20232
			207567	375738	168171	752404	837878	85475	20234
							590	590	20235
									20236 &
	3267	3267	127988	203029	75041	1196105	1499678	303573	20239
607	4723	4116	114613	127215	12602	1284049	1132958	-151091	2029
			19589	19734	145	124947	137326	12379	20291
									20292 &
607		-607	9511	12354	2843	749272	460558	-288714	20293
									20294
	4067	4067	10129	5230	-4899	125911	225806	99895	20298
	656	656	75384	89897	14513	283919	309268	25349	20299
1008	1008		34011	36766	2754	313295	223196	-90099	203
1008	1008		34011	36766	2754	313295	223196	-90099	2030
			5988	4948	-1040	28917	29877	960	20301
1008	1008		28023	31818	3794	284378	193319	-91059	20303
251276	442159	190883	6022542	7688375	1665832	28563967	29149652	585684	21
251276	442159	190883	6022542	7688375	1665832	28563967	29149652	585684	210
251276	442159	190883	6022542	7688375	1665832	28563967	29149652	585684	2100
251276	442159	190883	5834234	7487848	1653614	26188809	27029783	840973	21001
			155928	171411	15484	1836723	1554104	-282619	21003
			32381	29115	-3266	538435	565765	27330	21009

TABLE - 13.0 **STOCKS STATISTICS** **PAKISTAN**
2015-16
Value in '000' Rs

Industry Code	Industry Major Groups & Industries	No. of establishments	Total stocks			Input materials		
			Value at the beginning of the year (col 7+10+13+16)	Value at the end of the year (col 8+11+14+17)	Net stocks increase (col 9+12+15+18)	Value at the beginning of the year	Value at the end of the year	Net stocks increase
1	2	3	4	5	6	7	8	9
22	RUBBER AND PLASTICS PRODUCTS	1201	28377395	29474675	1097280	18414283	19900122	1485839
221	Rubber products	129	5423578	3231136	-2192442	3948521	2012863	-1935658
2211	Rubber tyres & tubes	22	4455394	2636181	-1819214	3225985	1662651	-1563334
22111	Rubber tyres	20	4455394	2636181	-1819214	3225985	1662651	-1563334
22112	Inner tubes for tyres	2						
2219	Other rubber products	107	968184	594956	-373228	722536	350212	-372324
22191	Other products of rubber	107	968184	594956	-373228	722536	350212	-372324
222	Plastics products	1072	22953817	26243539	3289721	14465762	17887259	3421497
2220	Plastics products	1072	22953817	26243539	3289721	14465762	17887259	3421497
22201	Plastic products for packing of goods	614	20699569	23611619	2912050	12998379	16083406	3085028
22202	Builders' plastics ware	67	262726	473153	210428	198909	348164	149254
22203	Plastic tableware, kitchenware etc	202	682056	739332	57277	427905	478270	50365
22209	Other diverse plastic products	189	1309467	1419434	109967	840569	977419	136850
23	OTHER NON-METALLIC MINERAL PRODUCTS	12866	36111412	34265301	-1846110	10962667	11750597	787930
231	Glass & glass products	96	4472910	5502143	1029233	442782	700643	257862
2310	Glass & glass products	96	4472910	5502143	1029233	442782	700643	257862
23101	Flat glass/ glass paving blocks	48	3990820	4581836	591016	136732	215293	78561
23102	Glass mirror/ bottle/ drinking glass	17	200306	607900	407594	136317	314367	178050
23103	Pharmaceutical glassware etc.	9	199734	182202	-17533	90877	44434	-46444
23109	Others glass products n.e.c.	22	82049	130205	48156	78855	126550	47695
239	Non-metallic mineral products n.e.c.	12770	31638502	28763158	-2875344	10519885	11049954	530069
2391	Refractory products	5	40805	30141	-10664	10062	11114	1052
23912	Manufacture of refractory ceramic goods	5	40805	30141	-10664	10062	11114	1052
2392	Clay building materials	10095	15681987	16420003	738017	7510173	8196250	686077
23921	Ceramic tiles, mosaic cubes etc.	4	922116	963667	41551	275784	369947	94163
23922	Non-refractory clay building materials	10053	14476688	15279989	803301	7174155	7814315	640160
23923	Ceramic sanitary fixtures	38	283183	176347	-106835	60234	11988	-48246
2393	Other porcelain & ceramic products	175	1491941	1303033	-188908	720843	615519	-105324
23931	Ceramic tableware & domestic articles	168	1204460	1088472	-115988	720338	615267	-105072
23932	Electrical fittings of ceramics etc.	2	280861	214309	-66551			
23939	Other porcelain & ceramic products	5	6621	253	-6368	505	253	-253
2394	Cement, lime & plaster	77	11841902	8272839	-3569063	694374	831562	137189
23941	Clinkers & hydraulic cement	21	11830704	8256579	-3574124	684467	816308	131842
23943	Plasters of calcined gypsum/ sulphate	56	11198	16260	5061	9907	15254	5347
2395	Articles of concrete, cement & plaster	1088	1572910	1770557	197647	877048	786439	-90609
23951 &	Precast concrete, cement or stone							
23952	Structural component of cement, concrete	1008	1546779	1750813	204034	861718	777526	-84192
23959	Other articles of concrete or cement	80	26132	19744	-6387	15330	8913	-6417
2396	Cutting, shaping & finishing of stone	1310	920328	851411	-68918	634435	503369	-131067
23961	Cutting, shaping & finishing of stone	1310	920328	851411	-68918	634435	503369	-131067
2399	Other non-metallic mineral products	20	88629	115173	26544	72950	105701	32751
23991	Millstones/abrasive products and polishing	7	222	160	-62	170	160	-10
23993	Mineral insulating materials	2	3760	2000	-1760	3000	2000	-1000
23995 &	Articles of asphalt etc							
23999	Manufacture of other such products n.e.c.	11	84647	113013	28366	69780	103541	33761
24	BASIC METALS	943	64142657	75807820	11665163	39451886	48318266	8866380
241	Basic iron & steel	662	62816540	73883246	11066706	38689734	46974047	8284312
2410	Basic iron & steel	662	62816540	73883246	11066706	38689734	46974047	8284312
24102 &	Pig iron/spiegeleisen/ferro-alloys & ferrous products							
24103	Pure iron, granular iron & iron powder	2	130749	126530	-4219	54259	44054	-10205
24104	Remelting of scrap ingot of iron/ steel	77	3832679	6566513	2733833	2323911	2723107	399196
24106	Hot/cold-rolled products of steel	457	45618460	48269865	2651404	29086894	30986705	1899811
24108	Welded tubes & pipes of steel	108	13231575	18908287	5676712	7221595	13208129	5986534
24109	Others n.e.c.	18	3076	12052	8976	3076	12052	8976
242	Basic precious & non-ferrous metals	108	725514	1374231	648717	457951	1133967	676015
2420	Basic precious & non-ferrous metals	108	725514	1374231	648717	457951	1133967	676015
24202	Aluminium & alloys	63	565101	1172907	607807	356133	982977	626845
24203	Lead, zinc, tin & alloys from ores	4	3661	4647	986	887	1380	493
24205	Copper alloys	39	156753	196677	39924	100931	149609	48678
24206	Chrome, manganese, nickel & alloys etc	2						
243	Casting of metals	173	600602	550342	-50260	304200	210252	-93948
2431	Casting of iron & steel	163	589302	539042	-50260	292900	198952	-93948
24311	Casting of iron	126	385626	289825	-95801	154174	83876	-70298
24312	Casting of steel	37	203676	249217	45541	138726	115076	-23650
2432	Casting of non-ferrous metals	10	11300	11300		11300	11300	
24324	Casting of precious metal castings	10	11300	11300		11300	11300	
25	FABRICATED METAL PRODUCTS	1775	9351783	9084638	-267146	6357750	4905294	-1452456
251	Structural metal products etc	435	3140495	1883688	-1256807	2413257	1344025	-1069232
2511	Structural metal products	387	2693550	1404117	-1289433	2076811	980292	-1096519
25111	Metal framework/ skeleton etc	27	1430912	327386	-1103526	1083197	203284	-879913
25112	Metal door, window, shutter, gates etc	305	414334	614706	200371	224875	367703	142829
25119	Others n.e.c.	55	848304	462025	-386278	768739	409304	-359435

TABLE - 13.0 **STOCKS STATISTICS** **PAKISTAN 2015-16**

Value in '000' Rs

Goods purchased for resale			Work in Process			Finished products and by-products			
Value at the beginning of the year	Value at the end of the year	Net stocks increase	Value at the beginning of the year	Value at the end of the year	Net stocks increase	Value at the beginning of the year	Value at the end of the year	Net stocks increase	Industry Code
10	11	12	13	14	15	16	17	18	1
81908	57803	-24106	1902886	1505089	-397797	7978318	8011662	33344	22
			518509	434323	-84186	956548	783950	-172598	221
			406076	375010	-31066	823333	598519	-224814	2211
			406076	375010	-31066	823333	598519	-224814	22111
									22112
			112433	59313	-53120	133214	185431	52216	2219
			112433	59313	-53120	133214	185431	52216	22191
81908	57803	-24106	1384377	1070766	-313612	7021770	7227712	205942	222
81908	57803	-24106	1384377	1070766	-313612	7021770	7227712	205942	2220
79523	51290	-28233	1294509	995547	-298962	6327158	6481376	154218	22201
			225	332	107	63591	124658	61066	22202
			41443	33121	-8322	212708	227941	15233	22203
2385	6512	4127	48200	41766	-6434	418312	393737	-24575	22209
108320	263649	155329	10961028	7053561	-3907467	14079398	15197494	1118097	23
36113	116843	80730	372293	402039	29746	3621722	4282618	660896	231
36113	116843	80730	372293	402039	29746	3621722	4282618	660896	2310
			274710	277490	2780	3579378	4089053	509675	23101
36113	116843	80730	836	1772	936	27041	174919	147878	23102
			94175	120280	26105	14682	17488	2806	23103
			2573	2498	-75	622	1158	536	23109
72207	146806	74599	10588734	6651522	-3937213	10457676	10914877	457201	239
6495		-6495				24248	19027	-5221	2391
6495		-6495				24248	19027	-5221	23912
46206	99334	53128	1485589	1195128	-290462	6640018	6929291	289273	2392
6179	9157	2978	81624	69633	-11992	558529	514930	-43598	23921
40027	90177	50150	1400973	1118819	-282153	5861533	6256677	395144	23922
			2993	6676	3683	219957	157684	-62272	23923
			153799	101487	-52312	617299	586027	-31271	2393
			122337	79572	-42765	361784	393633	31848	23931
			31462	21915	-9547	249399	192394	-57004	23932
						6116		-6116	23939
			8709098	5192036	-3517062	2438430	2249241	-189189	2394
			8708802	5191880	-3516921	2437436	2248391	-189045	23941
			297	156	-141	995	850	-145	23943
760	14256	13496	162524	74348	-88176	532578	895514	362937	2395
									23951 &
760	14256	13496	159461	71737	-87724	524840	887294	362455	23952
			3063	2611	-452	7738	8220	482	23959
18746	33216	14470	77094	87893	10799	190054	226934	36880	2396
18746	33216	14470	77094	87893	10799	190054	226934	36880	23961
			630	630		15049	8842	-6207	2399
						52		-52	23991
						760		-760	23993
									23995 &
			630	630		14237	8842	-5395	23999
767627	2834019	2066392	8269801	9286892	1017091	15653342	15368643	-284700	24
766518	2832540	2066022	8202382	9139992	937610	15157905	14936667	-221238	241
766518	2832540	2066022	8202382	9139992	937610	15157905	14936667	-221238	2410
									24102 &
			37099	36580	-519	39391	45896	6505	24103
	1101672	1101672	284514	1225105	940590	1224255	1516629	292375	24104
766518	1730868	964350	7204088	7466978	262890	8560960	8085314	-475646	24106
			676680	411330	-265351	5333300	5288828	-44472	24108
									24109
1109	1479	370	16546	15144	-1402	249908	223641	-26267	242
1109	1479	370	16546	15144	-1402	249908	223641	-26267	2420
			13285	11256	-2029	195683	178674	-17009	24202
1109	1479	370	616	740	123	1048	1048		24203
			2645	3148	504	53177	43920	-9257	24205
									24206
			50873	131755	80882	245529	208334	-37195	243
			50873	131755	80882	245529	208334	-37195	2431
			27494	29470	1977	203958	176478	-27480	24311
			23380	102285	78906	41571	31856	-9715	24312
									2432
									24324
17143	22668	5525	812288	1050787	238499	2164603	3105888	941286	25
2551	3498	947	251738	184491	-67247	472949	351674	-121275	251
2551	3498	947	206519	128711	-77808	407669	291616	-116053	2511
			177867	92519	-85348	169848	31583	-138266	25111
2551	3498	947	28251	35818	7567	158657	207686	49029	25112
			401	374	-27	79164	52347	-26816	25119

TABLE - 13.0 **STOCKS STATISTICS** **PAKISTAN**
2015-16
Value in '000' Rs

Industry Code	Industry Major Groups & Industries	No. of establishments	Total stocks			Input materials		
			Value at the beginning of the year (col 7+10+13+16)	Value at the end of the year (col 8+11+14+17)	Net stocks increase (col 9+12+15+18)	Value at the beginning of the year	Value at the end of the year	Net stocks increase
1	2	3	4	5	6	7	8	9
2512	Tanks, reservoirs & containers of metal	39	205827	208645	2818	176976	175246	-1730
25121	Reservoirs, tanks & containers of metal	6						
25122	Metal containers for gas	31	205827	208645	2818	176976	175246	-1730
25123	Central heating boilers & radiators	2						
2513	Steam generators	9	241118	270927	29809	159471	188488	29017
25131	Steam/ vapour generator, condenser etc	6	87508	101543	14035	19130	34616	15486
25132	Parts for marine or power boilers/ nuclear reactors etc.	3	153610	169384	15774	140341	153872	13531
252	Weapons & ammunition	38	252668	279707	27039	27117	33786	6668
2520	Weapons & ammunition	38	252668	279707	27039	27117	33786	6668
25201 &	Heavy weapons							
25202	Small arms	38	252668	279707	27039	27117	33786	6668
259	Other fabricated metal products	1302	5958620	6921242	962622	3917375	3527483	-389892
2592	Treatment & coating of metals	5	531	539	8	123	127	4
25921 &	Plating, anodizing, s&blasting etc.							
25922	Colouring/engraving, non-metallic coating metals	5	531	539	8	123	127	4
2593	Cutlery, h& tools & general hardware	452	1261993	1025434	-236559	549599	322980	-226618
25931	Cutlery	245	649148	468934	-180214	407661	244970	-162691
25932	Knives, h& tools, saw blades etc	133	504052	484263	-19789	59876	30331	-29545
25933	Padlocks, locks, keys, hinges etc	57	81706	56476	-25230	55529	32157	-23372
25934	Other tools of such nature n.e.c.	17	27087	15761	-11325	26532	15522	-11010
2599	Other fabricated metal products n.e.c.	845	4696096	5895269	1199173	3367654	3204376	-163278
25991	Cans, drums, buckets, boxes, tins etc	95	695419	784991	89572	505245	598526	93280
25992	Uninsulated or insulated metal cable	4	2384	1715	-669	1255	1129	-125
25993	Nails, bolts, screws, nuts, chains etc.	118	294749	280680	-14069	136900	153093	16193
25994	Metal household articles	307	1864783	3201404	1336621	1470949	1475364	4415
25995	Metal goods for office use	48	293804	338956	45152	67588	70276	2688
25996	Safes, strongboxes, armoured doors etc.	85	180201	104651	-75550	126986	59585	-67401
25997	Various metal articles	106	797373	551411	-245962	549082	358098	-190984
25999	Others n.e.c.	82	567383	631461	64079	509649	488305	-21344
26	COMPUTER, ELECTRONIC AND OPTICAL PRODUCTS	38	4376296	3698487	-677809	2433109	1838416	-594693
261	Electronic components & boards	8	277327	314575	37248	183424	211005	27581
2610	Electronic components & boards	8	277327	314575	37248	183424	211005	27581
26101 &	Capacitors, resistors, microprocessors							
26109	Others n.e.c.	8	277327	314575	37248	183424	211005	27581
263	Communication equipment	7	2564943	1668446	-896497	2152830	1351651	-801179
2630	Communication equipment	7	2564943	1668446	-896497	2152830	1351651	-801179
26301	Telephones pbx, facsimile equipment etc	2	2554368	1659631	-894736	2144015	1342836	-801179
26303	Cable television equipment, antenna etc	5	10575	8815	-1760	8815	8815	
264	Consumer electronics	8	375776	486718	110942	13492	31465	17973
2640	Consumer electronics	8	375776	486718	110942	13492	31465	17973
26402	Televisions, monitors & displays	2	352284	443508	91224			
26409	Others n.e.c.	6	23492	43210	19718	13492	31465	17973
265	Measuring equipment; watches/ clocks	13	1134502	1168576	34074	83364	244296	160932
2651	Measuring, navigating/ control equipment	9	1108026	1141147	33121	57685	216867	159182
26514	Measuring & control equipment	2	10700	11420	720	10700	11420	720
26516	Scales, balances & laboratory apparatus	2	960980	826854	-134126			
26519	Manufacture of others n.e.c.	5	136346	302873	166527	46985	205447	158462
2652	Watches & clocks	4	26476	27429	953	25679	27429	1750
26521	Watches & clocks	4	26476	27429	953	25679	27429	1750
266 &	Electro medical/ electrotherapeutic equipment							
268	Magnetic & optical media	2	23748	60172	36424			
2660 &	Irradiation, electro medical equipment							
2680	Magnetic & optical media	2	23748	60172	36424			
26602 &	Electro medical/ electrotherapeutic equipment							
26801	Audio & video tapes/ cassettes	2	23748	60172	36424			
27	ELECTRICAL EQUIPMENT	768	39214315	44032778	4818463	18247053	20515982	2268929
271	Electric motor, generator, transformer	148	9756076	9507823	-248253	2581565	3113437	531872
2710	Electric motors, generators, transformers etc.	148	9756076	9507823	-248253	2581565	3113437	531872
27101	Electric transformers	23	3279178	4204975	925798	424274	239096	-185178
27102	Electric motors/ power generators etc	19	185507	183761	-1746	85295	77937	-7358
27103	Electric power distribution panel etc.	64	5763939	4801734	-962205	1751510	2696380	944871
27104	Switchboard apparatus, fuses, switches	2	30000	26750	-3250	30000	26750	-3250
27109	Others n.e.c.	40	497452	290602	-206850	290486	73274	-217213
272	Batteries & accumulators	24	14070533	16481528	2410995	6680790	6906970	226180
2720	Batteries & accumulators	24	14070533	16481528	2410995	6680790	6906970	226180
27203	Lead acid/ lithium/ dry/ wet batteries	24	14070533	16481528	2410995	6680790	6906970	226180
273	Wiring & wiring devices	120	7937885	9749355	1811470	4095147	5343432	1248285
2731 &	Fibre optic cables							
2732	Other electric wires & cables	120	7937885	9749355	1811470	4095147	5343432	1248285
27310 &	Fibre optic cable for data transmission etc.							
27320	Insulated wire & cable	120	7937885	9749355	1811470	4095147	5343432	1248285
274	Electric lighting equipment	43	1267380	472397	-794983	1042284	449510	-592775
2740	Electric lighting equipment	43	1267380	472397	-794983	1042284	449510	-592775
27401	Lamps, bulbs, ch&eliers,lanterns etc.	14	1231459	434966	-796493	1011164	414976	-596189
27409	Others n.e.c.	29	35920	37431	1510	31120	34534	3414

TABLE - 13.0 **STOCKS STATISTICS** **PAKISTAN 2015-16**

Value in '000' Rs

Goods purchased for resale			Work in Process			Finished products and by-products			
Value at the beginning of the year	Value at the end of the year	Net stocks increase	Value at the beginning of the year	Value at the end of the year	Net stocks increase	Value at the beginning of the year	Value at the end of the year	Net stocks increase	Industry Code
10	11	12	13	14	15	16	17	18	1
			15035	15898	863	13816	17501	3685	2512
									25121
			15035	15898	863	13816	17501	3685	25122
									25123
			30184	39882	9698	51464	42558	-8906	2513
			19799	29429	9630	48580	37499	-11081	25131
			10385	10453	68	2884	5059	2175	25132
			42424	27818	-14606	183127	218103	34976	252
			42424	27818	-14606	183127	218103	34976	2520
									25201 &
			42424	27818	-14606	183127	218103	34976	25202
14592	19170	4577	518126	838478	320353	1508527	2536112	1027585	259
			187	191	4	221	221		2592
									25921 &
			187	191	4	221	221		25922
1882	1990	109	270266	240019	-30248	440246	460445	20198	2593
487	596	109	116824	63775	-53049	124176	159593	35417	25931
1394	1394		139887	164917	25030	302894	287620	-15274	25932
			13555	11326	-2229	12622	12992	370	25933
						554	239	-315	25934
12711	17179	4468	247672	598269	350596	1068059	2075446	1007386	2599
265	1570	1305	44502	39768	-4734	145407	145127	-280	25991
			544		-544	585	585		25992
4574	4574		5631	5694	62	147643	117319	-30324	25993
21	344	323	63177	339344	276167	330637	1386352	1055715	25994
5662	8601	2939	92800	112040	19240	127754	148039	20285	25995
99		-99	3010	1809	-1201	50106	43257	-6849	25996
2089	2089		33252	53292	20041	212951	137932	-75019	25997
			4757	46323	41565	52976	96834	43858	25999
			1198906	1272911	74005	744280	587160	-157120	26
			16092	28806	12714	77810	74764	-3046	261
			16092	28806	12714	77810	74764	-3046	2610
									26101 &
			16092	28806	12714	77810	74764	-3046	26109
			189158	235963	46805	222955	80832	-142123	263
			189158	235963	46805	222955	80832	-142123	2630
			189158	235963	46805	221195	80832	-140363	26301
						1760		-1760	26303
			355534	446558	91024	6750	8695	1945	264
			355534	446558	91024	6750	8695	1945	2640
			352284	443508	91224				26402
			3250	3050	-200	6750	8695	1945	26409
			614374	501412	-112962	436765	422868	-13896	265
			614374	501412	-112962	435967	422868	-13099	2651
									26514
			540953	444936	-96017	420027	381918	-38109	26516
			73421	56476	-16945	15940	40950	25010	26519
						797		-797	2652
						797		-797	26521
									266 &
			23748	60172	36424				268
									2660 &
			23748	60172	36424				2680
									26602 &
			23748	60172	36424				26801
74614	65040	-9575	8734635	9098552	363917	12158013	14353205	2195192	27
			2983940	2942317	-41623	4190572	3452070	-738502	271
			2983940	2942317	-41623	4190572	3452070	-738502	2710
			1497309	1538591	41283	1357595	2427288	1069693	27101
			23494	22592	-902	76719	83233	6514	27102
			1369292	1210170	-159122	2643137	895184	-1747953	27103
									27104
			93845	170964	77119	113121	46365	-66756	27109
			2846122	3217631	371509	4543621	6356926	1813306	272
			2846122	3217631	371509	4543621	6356926	1813306	2720
			2846122	3217631	371509	4543621	6356926	1813306	27203
			1998898	1949201	-49697	1843840	2456722	612881	273
									2731 &
			1998898	1949201	-49697	1843840	2456722	612881	2732
									27310 &
			1998898	1949201	-49697	1843840	2456722	612881	27320
			28339	22887	-5452	196756		-196756	274
			28339	22887	-5452	196756		-196756	2740
			24891	19991	-4900	195404		-195404	27401
			3449	2897	-552	1352		-1352	27409

TABLE - 13.0 **STOCKS STATISTICS** **PAKISTAN**
2015-16
Value in '000' Rs

Industry Code	Industry Major Groups & Industries	No. of establishments	Total stocks			Input materials		
			Value at the beginning of the year (col 7+10+13+16)	Value at the end of the year (col 8+11+14+17)	Net stocks increase (col 9+12+15+18)	Value at the beginning of the year	Value at the end of the year	Net stocks increase
1	2	3	4	5	6	7	8	9
275	Domestic appliances	409	6046049	7684815	1638766	3742010	4587116	845105
2750	Domestic appliances	409	6046049	7684815	1638766	3742010	4587116	845105
27501	Domestic electric appliances	357	5868109	7523511	1655402	3582881	4442454	859573
27502	Domestic electrothermic appliances	6	100	4530	4430	100	4530	4430
27503	Domestic non-electric cooking equipment	46	177840	156774	-21066	159029	140131	-18898
279	Other electrical equipment	24	136392	136860	468	105257	115518	10261
2790	Other electrical equipment	24	136392	136860	468	105257	115518	10261
27901	Battery chargers & electrical bells etc	4		1200	1200		1200	1200
27909	Others n.e.c.	20	136392	135660	-732	105257	114318	9061
28	MACHINERY AND EQUIPMENT N.E.C.	875	8274476	8473950	199474	4146032	3941901	-204130
281	General-purpose machinery	384	4026452	3943819	-82633	2288252	2352066	63814
2811	Engines & turbines	5	11143	24267	13124	4952	5448	495
28112	Turbines & parts etc	5	11143	24267	13124	4952	5448	495
2813	Other pumps, compressors, taps & valves	164	2376119	2466438	90319	1276647	1424066	147420
28131	Air or vacuum pumps/ compressors	2	411431	256813	-154618	96997	152989	55992
28132	Pumps for liquids	112	1829809	2093090	263280	1160765	1233996	73232
28133	Pumps for engines/ motor vehicle pumps	11	17853	19778	1925	4918	16743	11824
28134	Industrial taps/ valves & h& pump etc	39	117025	96757	-20268	13966	20338	6372
2814	Bearings, gears, gearing etc	6	22890	17440	-5450	16350	13080	-3270
28143	Gears, pulleys & transmission chain etc	6	22890	17440	-5450	16350	13080	-3270
2815 &	Ovens, furnaces & furnace burners							
2816	Lifting & h&ling equipment	40	28773	26152	-2621	13996	10687	-3309
28151 &	Electrical & other furnaces, ovens,burners etc.							
28161	Lifting, h&ling, loading machinery	40	28773	26152	-2621	13996	10687	-3309
2819	Other general-purpose machinery	169	1587527	1409522	-178005	976307	898786	-77522
28191	Industrial freezing equipment etc.	22	532700	480976	-51725	507491	456515	-50976
28192	Weighing, packing & wrapping machinery	18	30498	31672	1173	17455	20968	3513
28193	Filtering or purifying machinery	16	19534	19081	-453	14580	13173	-1406
28198	Parts for general-purpose machinery	69	15463	15595	132	14380	14380	
28199	Others n.e.c.	44	989331	862199	-127132	422402	393749	-28653
282	Special-purpose machinery	491	4248024	4530131	282107	1857779	1589835	-267945
2821	Agricultural & forestry machinery	349	3001071	3278458	277387	1182382	942148	-240233
28211	Tractors	16	1919039	2252362	333323	560462	408633	-151828
28213	Agricultural trailers or semi-trailers	28	24179	16827	-7352	15407	8510	-6897
28214	Soil preparation, planting machinery	49	59840	27246	-32595	38361	11690	-26671
28215 &	Harvesting or threshing machinery							
28216 &	Milking machines							
28217	Spraying machinery	57	54526	47740	-6786	35921	31935	-3986
28219	Diverse agricultural machinery	199	943487	934283	-9204	532230	481380	-50850
2822	Metal-forming machinery & machine tools	34	93005	85895	-7110	35779	37328	1549
28222	Tools for grinding, drilling, boring	18	48434	40310	-8124	10296	9639	-657
28223	Stamping or pressing machine tools	9	17766	14932	-2834	12903	9998	-2905
28224	Hydraulic presse/ forging machine etc.	5	9434	8171	-1263	8171	8171	
28227	Parts/ accessories for machine tools	2	17370	22481	5111	4408	9519	5111
2824	Mining/ quarrying/ construction machinery	13	114081	221966	107885	104787	212722	107936
28242	Boring, cutting & tunnelling machinery	3	65306	65631	325	65027	65403	376
28243 &	Machinery for treating minerals							
28245 &	Manufacture of earth-moving machinery							
28246	Pile drivers/ mortar spreaders etc.	10	48775	156335	107560	39760	147320	107560
2825	Food, beverage & tobacco machinery	29	770091	691351	-78740	294721	167401	-127320
28253	Grain milling machinery	10	68052	5070	-62982	66911	5070	-61841
28256	Machinery for extractionof animal/vegetable fats/oils	2	2660	2540	-120	1360	1240	-120
28259	Food processing machinery	17	699379	683741	-15638	226450	161091	-65359
2826	Textile, apparel & leather machinery	63	267906	252451	-15455	238241	230225	-8017
28261	Textile machinery	35	238052	225022	-13030	227141	220445	-6696
28262	Equipment for textile machinery	4	5278	4011	-1267	1267	844	-422
28266	Sewing machines	24	24576	23417	-1159	9834	8935	-899
2829	Other special-purpose machinery	3	1870	10	-1860	1870	10	-1860
28291 &	Machinery for paper pulp,paperboard product etc							
28292	Rubber & plastic products machinery							
28299	Others n.e.c.	3	1870	10	-1860	1870	10	-1860
29	MOTOR VEHICLES, TRAILERS AND SEMI	784	39453458	48154076	8700617	23993293	27862145	3868853
291	Motor vehicles	26	21427365	27314672	5887307	12071167	13764234	1693067
2910	Motor vehicles	26	21427365	27314672	5887307	12071167	13764234	1693067
29101	Passenger cars, commercial busses etc.	21	21238710	27049853	5811143	12000432	13608932	1608500
29102 &	Motor vehicle engines, chassis etc.							
29103	Other motor vehicles	5	188655	264819	76164	70735	155302	84567
292	Motor vehicle bodies, trailers etc	121	112330	102326	-10005	78226	55161	-23065
2920	Motor bodies, trailers & semi-trailers	121	112330	102326	-10005	78226	55161	-23065
29201	Bodies for motor vehicles	13	41123	7348	-33774	40621	6846	-33774
29202	Trailers & semi-trailers	108	71208	94978	23770	37605	48315	10710
293	Parts & accessories for motor vehicles	637	17913763	20737078	2823315	11843900	14042750	2198850
2930	Parts & accessories for motor vehicles	637	17913763	20737078	2823315	11843900	14042750	2198850
29301	Parts & accessories for motor vehicles	637	17913763	20737078	2823315	11843900	14042750	2198850

TABLE - 13.0 **STOCKS STATISTICS** **PAKISTAN 2015-16**

Value in '000' Rs

Goods purchased for resale			Work in Process			Finished products and by-products			
Value at the beginning of the year	Value at the end of the year	Net stocks increase	Value at the beginning of the year	Value at the end of the year	Net stocks increase	Value at the beginning of the year	Value at the end of the year	Net stocks increase	Industry Code
10	11	12	13	14	15	16	17	18	1
74614	65040	-9575	851195	960082	108886	1378229	2072578	694349	275
74614	65040	-9575	851195	960082	108886	1378229	2072578	694349	2750
74614	65040	-9575	849219	958396	109177	1361395	2057621	696226	27501
									27502
			1976	1685	-291	16835	14958	-1877	27503
			26141	6434	-19707	4995	14909	9914	279
			26141	6434	-19707	4995	14909	9914	2790
									27901
			26141	6434	-19707	4995	14909	9914	27909
8984	7934	-1050	1622684	1560792	-61892	2496777	2963323	466546	28
3451	3656	205	1020362	1030166	9804	714387	557931	-156456	281
						6190	18819	12629	2811
						6190	18819	12629	28112
3451	3451		631304	751014	119709	464717	287907	-176810	2813
			160886	83578	-77308	153548	20246	-133302	28131
3451	3451		448489	654213	205723	217105	201430	-15675	28132
			12301	2402	-9899	634	634		28133
			9629	10822	1193	93430	65597	-27833	28134
			6540	4360	-2180				2814
			6540	4360	-2180				28143
									2815 &
	205	205	2577	3190	613	12200	12070	-130	2816
									28151 &
	205	205	2577	3190	613	12200	12070	-130	28161
			379941	271602	-108338	231279	239135	7855	2819
			13947	7551	-6396	11262	16909	5648	28191
			12838	10498	-2340	206	206		28192
			1807	1955	148	3147	3953	805	28193
						1084	1215	132	28198
			351349	251598	-99750	215580	216852	1271	28199
5533	4279	-1255	602321	530626	-71696	1782390	2405392	623002	282
5533	4279	-1255	539042	457143	-81900	1274114	1874889	600774	2821
5244	3957	-1287	287141	173023	-114118	1066192	1666748	600556	28211
			444	303	-141	8328	8014	-314	28213
			3132	422	-2710	18347	15133	-3213	28214
									28215 &
									28216 &
100	100		3570	3170	-400	14935	12535	-2400	28217
190	221	32	244755	280224	35469	166312	172458	6146	28219
			9824	12740	2916	47402	35827	-11575	2822
			2172	4205	2033	35967	26466	-9500	28222
			1201	2084	883	3662	2850	-812	28223
						1263		-1263	28224
			6452	6452		6510	6510		28227
			130	79	-51	9165	9165		2824
			130	79	-51	150	150		28242
									28243 &
									28245 &
						9015	9015		28246
			46500	55935	9435	428870	468015	39145	2825
						1141		-1141	28253
						1300	1300		28256
			46500	55935	9435	426429	466715	40286	28259
			6825	4728	-2097	22839	17497	-5342	2826
			2523	942	-1580	8388	3635	-4753	28261
			844	633	-211	3167	2533	-633	28262
			3458	3153	-305	11284	11329	45	28266
									2829
									28291 &
									28292
									28299
1318524	2338491	1019967	3746153	3964927	218774	10395488	13988512	3593024	29
1273352	2290708	1017356	1268174	1118458	-149716	6814673	10141272	3326599	291
1273352	2290708	1017356	1268174	1118458	-149716	6814673	10141272	3326599	2910
1273352	2290708	1017356	1176924	1028474	-148450	6788003	10121739	3333736	29101
									29102 &
			91250	89984	-1266	26670	19533	-7137	29103
			5048	4785	-263	29056	42380	13323	292
			5048	4785	-263	29056	42380	13323	2920
						502	502		29201
			5048	4785	-263	28554	41878	13323	29202
45173	47783	2610	2472931	2841684	368753	3551759	3804861	253102	293
45173	47783	2610	2472931	2841684	368753	3551759	3804861	253102	2930
45173	47783	2610	2472931	2841684	368753	3551759	3804861	253102	29301

TABLE - 13.0 **STOCKS STATISTICS** **PAKISTAN**
2015-16
Value in '000' Rs

Industry Code	Industry Major Groups & Industries	No. of establishments	Total stocks			Input materials		
			Value at the beginning of the year (col 7+10+13+16)	Value at the end of the year (col 8+11+14+17)	Net stocks increase (col 9+12+15+18)	Value at the beginning of the year	Value at the end of the year	Net stocks increase
1	2	3	4	5	6	7	8	9
30	OTHER TRANSPORT EQUIPMENT	181	6770118	11131994	4361875	5034608	8208375	3173767
302 &	Railway locomotives & rolling stock							
309	Transport equipment n.e.c.	181	6770118	11131994	4361875	5034608	8208375	3173767
3020 &	Railway locomotives & rolling stock							
3091	Motorcycles	170	6722437	11117810	4395372	4994914	8194693	3199779
30202 &	Railway or tramway coaches services etc.							
30911	Motorcycles, engines for motorcycles	37	6191190	10730564	4539374	4644414	7951594	3307180
30912	Parts & accessories for motorcycles.	133	531248	387246	-144002	350500	243099	-107401
3092	Bicycles & invalid carriages	11	47681	14184	-33497	39694	13682	-26012
30921 &	Non-motorized bicycles & parts etc.							
30922	Invalid/baby carriages, their parts/accessories, etc.	11	47681	14184	-33497	39694	13682	-26012
31	FURNITURE	1462	10112362	4475235	-5637127	3724485	2440616	-1283869
310	Furniture	1462	10112362	4475235	-5637127	3724485	2440616	-1283869
3100	Furniture	1462	10112362	4475235	-5637127	3724485	2440616	-1283869
31001 &	Furniture & fixtures.							
31002	Furniture for shops/churches, schools, restaurants	623	9524626	3817427	-5707199	3364987	2182382	-1182605
31003	manufacture of office furniture	13	4478	6140	1662	3600	5120	1520
31004	Furniture for kitchen bedrooms etc.	824	555758	603168	47410	340898	217114	-123784
31005	Laboratory benches/ laboratory furniture	2	27500	48500	21000	15000	36000	21000
32	OTHER MANUFACTURING	1430	10556786	8910233	-1646553	6923936	4857912	-2066024
321	Jewellery, bijouterie etc	63	571424	141457	-429967	557784	120289	-437494
3211	Jewellery & related articles	27	544865	127511	-417354	537275	120289	-416985
32113 &	Jewellery, goldsmiths' articles.							
32114	Metal watchs, watch straps & cigarette cases etc.	27	544865	127511	-417354	537275	120289	-416985
3212	Imitation jewellery & related articles	36	26559	13946	-12613	20509		-20509
32121	Costume or imitation jewellery.	36	26559	13946	-12613	20509		-20509
322	Musical instruments	10	12620	13938	1318	3113	3755	641
3220	Musical instruments	10	12620	13938	1318	3113	3755	641
32201 &	Stringed instruments, harmoniums etc.							
32202	Musical instruments & parts.	10	12620	13938	1318	3113	3755	641
323	Sports goods	382	6603162	5850237	-752925	4217938	3397363	-820574
3230	Sports goods	382	6603162	5850237	-752925	4217938	3397363	-820574
32301	Foot balls.	120	2855397	2531066	-324331	1872698	1481302	-391395
32302	Rackets, bats.	31	238834	225237	-13597	138263	126350	-11913
32309	Other sports articles/ equipment etc.	231	3508931	3093934	-414997	2206977	1789712	-417266
324	Games & toys	13						
3240	Games & toys	13						
32401	Dolls, toy animals etc.	13						
325	Medical & dental instruments & supplies	906	3082681	2529331	-553350	1925054	1042985	-882070
3250	Medical & dental instruments & supplies	906	3082681	2529331	-553350	1925054	1042985	-882070
32501	Surgical drapes/ sterile string etc	22						
32505	Surgical, dental/ veterinary furniture.	6	9456	11930	2475	6618	9092	2475
32506	Dental instruments/ orthopaedic devices	46	194910	75731	-119178	146483	23402	-123081
32509	Others n.e.c.	832	2878316	2441670	-436646	1771953	1010490	-761463
329	Other manufacturing n.e.c.	56	286899	375270	88370	220048	293520	73472
3290	Other manufacturing n.e.c.	56	286899	375270	88370	220048	293520	73472
32902	Brooms & brushes.	24	187950	253527	65577	168697	234724	66027
32903	Pens, pencils & stamps etc.	13	1080		-1080	1080		-1080
32909	Others n.e.c.	19	97870	121743	23873	50270	58796	8526

TABLE - 13.0 **STOCKS STATISTICS** **PAKISTAN 2015-16**

Value in '000' Rs

Goods purchased for resale			Work in Process			Finished products and by-products			
Value at the beginning of the year	Value at the end of the year	Net stocks increase	Value at the beginning of the year	Value at the end of the year	Net stocks increase	Value at the beginning of the year	Value at the end of the year	Net stocks increase	Industry Code
10	11	12	13	14	15	16	17	18	1
	48	48	310635	786857	476222	1424875	2136714	711839	30
	48	48	310635	786857	476222	1424875	2136714	711839	302 & 309
	48	48	310538	786758	476220	1416985	2136311	719326	3020 & 3091
			256416	750570	494154	1290360	2028400	738041	30202 & 30911
	48	48	54122	36189	-17934	126626	107911	-18715	30912
			97	99	2	7890	403	-7487	3092
			97	99	2	7890	403	-7487	30921 & 30922
6832	13210	6378	196203	354116	157913	6184842	1667293	-4517548	31
6832	13210	6378	196203	354116	157913	6184842	1667293	-4517548	310
6832	13210	6378	196203	354116	157913	6184842	1667293	-4517548	3100
2377	7438	5061	157724	294556	136832	5999538	1333051	-4666486	31001 & 31002
			100	50	-50	778	970	192	31003
4455	5772	1317	32879	54510	21631	177526	325772	148246	31004
			5500	5000	-500	7000	7500	500	31005
9042	17173	8130	1468296	1722743	254446	2155511	2312405	156895	32
3158	4211	1053	3432	1958	-1474	7050	14999	7949	321
3158	4211	1053	3432	1958	-1474	1000	1053	53	3211
3158	4211	1053	3432	1958	-1474	1000	1053	53	32113 & 32114
						6050	13946	7896	3212
						6050	13946	7896	32121
			2858	3212	355	6649	6971	322	322
			2858	3212	355	6649	6971	322	3220
			2858	3212	355	6649	6971	322	32201 & 32202
	503	503	1067906	995424	-72482	1317319	1456947	139628	323
	503	503	1067906	995424	-72482	1317319	1456947	139628	3230
			427291	386974	-40317	555408	662790	107381	32301
	503	503	27332	28764	1433	73240	69620	-3620	32302
			613283	579685	-33598	688670	724537	35867	32309
									324
									3240
									32401
5884	12459	6575	374368	705841	331473	777375	768046	-9329	325
5884	12459	6575	374368	705841	331473	777375	768046	-9329	3250
									32501
						2838	2838		32505
			20374	18699	-1675	28052	33630	5578	32506
5884	12459	6575	353993	687141	333148	746485	731579	-14906	32509
			19734	16307	-3426	47118	65442	18324	329
			19734	16307	-3426	47118	65442	18324	3290
			6991	6620	-370	12262	12183	-79	32902
									32903
			12743	9687	-3056	34856	53260	18403	32909

TABLE - 14.0 **VALUE OF ENERGY AND WATER** **PAKISTAN**

2015-16

Value in '000' Rs

Industry Code	Industry Major Groups & Industries	No. of establishments	FUEL		Electricity	GAS	Water	Total
			Diesel, Petrol, Furnace oil	Coal, Firewood				
1	2	3	4	5	6	7	8	9
C	**ALL INDUSTIRES**	**42578**	**44398551**	**36014634**	**453620801**	**76809783**	**3700490**	**614544259**
10	FOOD PRODUCTS	5597	3595442	896814	39693215	6856365	354437	51396274
101	Processing & preserving of meat	22	22321		479458	5010	5804	512593
1010	Processing & preserving of meat	22	22321		479458	5010	5804	512593
10102	Fresh, chilled or frozen meat	10	4765		146746	108	5804	157422
10104 &	Meat products							
10107	Processing of animal offal	12	17556		332713	4902		355171
102	Processing & preserving of fish	14	3131		84327	1062	18839	107359
1020	Processing/ preserving of fish, molluscs	14	3131		84327	1062	18839	107359
10202	Fish, crustacean & mollusc products	14	3131		84327	1062	18839	107359
103	Processing of fruit/ vegetables	44	78798	23299	320466	12621		435184
1030	Processing/ preserving of fruit/ vegetables	44	78798	23299	320466	12621		435184
10302	Preserving of fruit, nuts or vegetables	30		23299	51733			75033
10304	Fruit or vegetable juices.	3	8813		10398	9356		28568
10305	Jams, jellies & marmalades	11	69984		258334	3265		331583
104	Vegetable & animal oils/ fats	843	1323083	538815	5609040	3865564	84794	11421296
1040	Vegetable & animal oils & fats	843	1323083	538815	5609040	3865564	84794	11421296
10401	Crude / refined vegetable oils	507	1208580	537931	4723970	3852907	83300	10406688
10405	Cotton linters.	205	112042	780	703001	12644	1016	829482
10406	Oilcakes & others	131	2462	104	182069	13	478	185125
105	Dairy products	148	419034	116656	4822734	113204	14667	5486294
1050	Dairy products	148	419034	116656	4822734	113204	14667	5486294
10501	fresh liquid milk & milk-based drinks	26	346650	14869	4444269	100214	14072	4920074
10504	Butter/ cheese etc.	17	10456	101787	81055	2828		196126
10506	Ice cream & other edible ice.	100	61245		293194	7685	135	362260
10509	Others n.e.c.	5	683		4215	2476	460	7834
106	Grain mill products, starches etc	3097	405584	46112	16431890	306255	70729	17260569
1061	Grain mill products	3094	404106	46112	13784206	306255	70729	14611408
10611	Grain milling.	1144	163898	2484	9177296	137432	31984	9513095
10612	Rice milling.	1782	220017	43628	4346776	101598	10734	4722752
10613	Vegetable milling	166	17971		254808	60284	28011	361074
10614	Cereal breakfast foods	2	2220		5326	6941		14487
1062	Starches & starch products	3	1478		2647683			2649161
10621 &	Starches from rice, potatoes, maize etc.							
10623	Glucose/ glucose syrup etc	3	1478		2647683			2649161
107	Other food products	1245	1090710	74978	10044527	2352156	154617	13716989
1071	Bakery products	807	380569	61029	3011850	1407944	97306	4958698
10711	Bread & rolls	88	118441	4950	528973	317960	39226	1009550
10712	Pastry, cakes, pies etc.	100	10081	5847	214025	41600	9684	281237
10713	Rusks, biscuits & bakery products	344	116235	14291	1675975	692140	44188	2542828
10719	Others n.e.c.	275	135813	35942	592877	356244	4208	1125083
1072	Sugar	82	439354	4462	2915939	418163	6755	3784673
10721	Sugar & sugar substitutes	82	439354	4462	2915939	418163	6755	3784673
1073	Chocolate & sugar confectionery	86	84950	3219	1796155	114904	13393	2012620
10732	Chocolate & sugar confectionery	81	84750	3219	1791389	114664	13372	2007393
10733	Chewing gum	5	200		4766	240	21	5227
1074	Macaroni, noodles, pasta etc.	16	148	26	10424	6551	32	17181
10741	Pastas/ macaroni etc	16	148	26	10424	6551	32	17181
1079	Other food products n.e.c.	254	185690	6242	2310159	404594	37132	2943817
10792 &	Blending of tea & mate							
10794	Infant formula or baby foods etc	14	89273		433401	1049	225	523948
10795	Prepared foods/sandwiches, fresh pizza etc.	2			190767			190767
10796	Spices, sauces & condiments	50	3023	11	782896	1879	2193	790002
10798	Processing of salt	37	52504		41283	34940	3529	132256
10799	Others n.e.c.	151	40890	6230	861812	366726	31185	1306844
108	Prepared animal feeds	184	252782	96955	1900774	200494	4986	2455991
1080	Prepared animal feeds	184	252782	96955	1900774	200494	4986	2455991
10802	Prepared feeds for farm animals	184	252782	96955	1900774	200494	4986	2455991
11	BEVERAGES	131	401610	14157	4846150	327158	105257	5694332
110	Beverages	131	401610	14157	4846150	327158	105257	5694332
1101 &	Distilling, rectifying/ blending of spirits							
1104	Soft drinks, mineral waters etc	131	401610	14157	4846150	327158	105257	5694332
11010 &	Alcoholic beverages/ distilled spirits							
11041	Non-alcoholic beverages	35	47239		1092874	69970	99199	1309282
11042	Natural mineral waters/ bottled waters	54	31327		328744	1717	876	362663
11043	Soft drinks like lemonade, cola etc.	42	323044	14157	3424533	255470	5182	4022387
12	TOBACCO PRODUCTS	28	1870		825905	3033	14	830822
120	Tobacco products	28	1870		825905	3033	14	830822
1200	Tobacco products	28	1870		825905	3033	14	830822
12001	Tobacco products & substitutes etc.	25	1797		824289	3033	14	829133
12009	Others n.e.c.	3	73		1616			1689

TABLE - 14.0 **VALUE OF ENERGY AND WATER** **PAKISTAN**

2015-16

Value in '000' Rs

Industry Code	Industry Major Groups & Industries	No. of establishments	FUEL		Electricity	GAS	Water	Total
			Diesel, Petrol, Furnace oil	Coal, Firewood				
1	2	3	4	5	6	7	8	9
13	TEXTILES	7503	9165903	3957885	156515659	35412137	1730672	206782256
131	Spinning, weaving, finishing of textile	5819	8842334	3955413	151120602	34519400	1705777	200143526
1311	Spinning of textile fibres	828	5579643	314600	93533483	16240672	629767	116298165
13112	Spinning of yarn or thread	828	5579643	314600	93533483	16240672	629767	116298165
1312	Weaving of textiles	4442	1866819	1378046	47500627	9445276	819698	61010466
13121	Broad woven fabrics	4130	1812087	1360988	46055342	9071361	789759	59089537
13122	Other broad woven fabrics etc.	2			105298			105298
13129	Others n.e.c.	310	54732	17058	1339987	373915	29940	1815632
1313	Finishing of textiles	549	1395872	2262767	10086492	8833452	256311	22834894
13131	Bleaching & dyeing of fabrics	549	1395872	2262767	10086492	8833452	256311	22834894
139	Other textiles	1684	323569	2471	5395057	892737	24895	6638730
1392	Made-up textile articles	346	88601	2471	3483912	642015	12582	4229580
13921	Madeup articles of any textile material	278	33556	2471	2585245	593927	8765	3223965
13922	Made-up furnishing articles	56	41355		883338	47905	3817	976414
13929	Others n.e.c.	12	13690		15329	183		29201
1393	Carpets & rugs	77	13327		358015	13700	2450	387491
13930	Floor coverings like carpets, rugs etc.	77	13327		358015	13700	2450	387491
1394	Cordage, rope, twine & netting	20	7026		87312	123892		218230
13941 &	Twine, cordage, rope etc.							
13942	Knotted netting of twine, cordage/ rope	20	7026		87312	123892		218230
1399	Other textiles n.e.c.	1241	214616		1465819	113130	9864	1803429
13991	Labels/ badges etc.	57	24217		87514	15523	2518	129773
13992	Tulles/ laces & other net fabrics	1148	184397		1209619	94152	7307	1495476
13999	Others n.e.c.	36	6002		168686	3455	38	178180
14	WEARING APPAREL	2371	6906114	234353	16800617	2668610	202915	26812610
141	Wearing apparel	2147	6314349	124637	14270914	2032264	187571	22929736
1410	Wearing apparel	2147	6314349	124637	14270914	2032264	187571	22929736
14101	Wearing apparel of leather	184	59267	133	514658	23311	6076	603445
14102	Outerwear/ work wear	1284	6143856	111861	12781512	1853191	134923	21025343
14103	Underwear/ nightwear	166	37351	12146	251528	54574	27745	383344
14104	Babies' garments/ tracksuits etc.	20	17127		99625	14897		131649
14105 &	Other clothing accessories							
14109	Others n.e.c.	493	56749	496	623591	86291	18828	785955
143	Knitted & crocheted apparel	224	591764	109716	2529703	636346	15344	3882874
1430	Knitted & crocheted apparel	224	591764	109716	2529703	636346	15344	3882874
14301	Knitted or crocheted wearing apparel	30			204754	9304	1141	215199
14302	Hosiery, socks, tights & pantyhose etc	194	591764	109716	2324949	627042	14203	3667674
15	LEATHER PRODUCTS	1150	527684	10344	3207376	197716	65860	4008980
151	Tanning of leather & leather products	398	392585	9572	1319111	133102	65484	1919854
1511	Tanning & dressing of leather	346	158847	9572	1068008	132706	65484	1434617
15111	Tanning/ dressing of hides & skins	341	158847	9572	1066114	132706	65484	1432723
15119	Others n.e.c.	5			1894			1894
1512	Luggage, h&bags, saddlery etc.	52	233738		251103	396		485237
15121	Luggage, h&bags etc.	27	229662		119838			349500
15122	Articles of leather etc.	25	4076		131265	396		135737
152	Footwear	752	135099	773	1888265	64614	376	2089126
1520	Footwear	752	135099	773	1888265	64614	376	2089126
15201	Footwear	746	135099	773	1877028	64249	376	2077525
15202	Leather parts of footwear etc.	6			11237	364		11601
16	WOOD AND WOOD PRODUCTS	642	260773	74382	1405313	1034642	23499	2798608
161	Sawmilling & planning of wood	147	17291	762	93319	6869	500	118742
1610	Sawmilling & planning of wood	147	17291	762	93319	6869	500	118742
16101 &	Sawing & planning of wood							
16102	Wooden railway sleepers	147	17291	762	93319	6869	500	118742
162	Products of wood, cork, straw etc.	495	243481	73619	1311994	1027772	22999	2679866
1621	Veneer sheets & wood-based panels	82	204236	71926	1191246	1017990	22846	2508244
16211	Manufacture of veneer sheets	6	278		1669			1947
16212	Plywood/ veneer panel/ laminated sheets	50	17525		434967	173297	17836	643625
16213	Particle board/ densified wood etc.	26	186432	71926	754610	844693	5010	1862672
1622	Builders' carpentry & joinery	123	8018	171	31595	696		40482
16221	Wooden goods of construction industry	123	8018	171	31595	696		40482
1623	Wooden containers	182	26081	1522	62536	8315	96	98551
16231	Packing boxes, crates, drums of wood	182	26081	1522	62536	8315	96	98551
1629	Other wood products	108	5146		26616	771	57	32590
16291	Wood products	108	5146		26616	771	57	32590
17	PAPER AND PAPER PRODUCTS	787	328936	49386	13963765	723327	20233	15085647
170	Paper & paper products	787	328936	49386	13963765	723327	20233	15085647
1701	Pulp, paper & paperboard	267	225155	47963	8119449	517063	3050	8912679
17013	Paper & paperboard	259	219982	46109	8093686	500394	2831	8863001
17019	Others n.e.c.	8	5173	1854	25763	16669	219	49678

TABLE - 14.0 **VALUE OF ENERGY AND WATER** **PAKISTAN**

2015-16

Value in '000' Rs

Industry Code	Industry Major Groups & Industries	No. of establishments	FUEL		Electricity	GAS	Water	Total
			Diesel, Petrol, Furnace oil	Coal, Firewood				
1	2	3	4	5	6	7	8	9
1702	Corrugated paper/ paperboard & containers	483	76705	1416	5618948	190030	16676	5903775
17021	Corrugated paper/ paperboard containers	472	76248	1416	5539028	181359	15005	5813056
17022	Sacks, bags & similar articles of paper	11	458		79920	8670	1671	90719
1709	Other articles of paper & paperboard	37	27076	7	225368	16234	507	269193
17091	Personal hygiene paper product	23	19453	7	66755	12514	375	99105
17099	Others n.e.c.	14	7623		158613	3720	132	170088
18	PRINTING/REPRODUCTION OF RECORDED MEDIA	422	113233	133185	1876820	257684	23300	2404221
181	Printing	422	113233	133185	1876820	257684	23300	2404221
1811	Printing	418	113233	133185	1873426	257684	23300	2400827
18111	Printing of newspapers/ magazines	78	969		797170			798139
18112	Printing of books, brochures, maps etc	172	66083	52390	340238	115023	4681	578414
18113	Printing of postage stamps, cheques etc	3	1937		151144			153081
18114	Printing of diaries & calendars etc	14	3290		80451	24879	8192	116812
18115	Printing on textile, glass, metal, wood	146	40747	80795	503269	117767	10427	753005
18119	Other printing n.e.c.	5	206		1155	15		1376
1812	Service related to printing	4			3394			3394
18121 &	Binding of printed sheets							
18123 &	Plate/image-making setting services							
18124	Preparation of plates & dies	4			3394			3394
19	COKE AND REFINED PETROLEUM PRODUCTS	69	21059	7048	14801839	11781	101188	14942915
192	Refined petroleum products	69	21059	7048	14801839	11781	101188	14942915
1920	Refined petroleum products	69	21059	7048	14801839	11781	101188	14942915
19201	Production of motor fuel/ kerosene etc.	8	50		9865324			9865374
19203 &	Oil-based lubricating oils or greases							
19205	White spirit, vaseline, paraffin wax	55	21009	448	4935621	11781	101188	5070046
19207	Blending of bio fuels	6		6600	894			7494
20	CHEMICALS AND CHEMICAL PRODUCTS	947	1350871	94597	47903327	15845638	315598	65510031
201	Basic chemicals, fertilizers etc.	379	330388	84391	43402833	15541560	276194	59635366
2011	Basic chemicals	219	202950	68190	21729174	4292464	268456	26561235
20111	Inorganic industrial/ medical gases	75	71493		7705786	193286		7970565
20112	Dyes & pigments in basic form	41	9670	21785	901486	220501	6018	1159460
20113	Manufacture of inorganic acids & bases	35	41817	44468	9638036	236479	18646	9979445
20114	Chemical elements & other inorganic compounds	2	210		500			710
20115	Basic organic chemicals	46	66948	1937	3180917	293016	16261	3559078
20119	Others n.e.c.	20	12812		302450	3349182	227532	3891977
2012	Fertilizers & nitrogen compounds	23	3638	300	19817486	9441239	5622	29268285
20121 &	Fertilizers							
20122	Nitrogen products	23	3638	300	19817486	9441239	5622	29268285
2013	Plastics & synthetic rubber	137	123800	15900	1856173	1807857	2116	3805846
20131	Plastics in primary forms	137	123800	15900	1856173	1807857	2116	3805846
202	Other chemical products	560	1015656	10206	3961481	300040	39404	5326787
2021	Pesticides/ agrochemical products etc	63	10252		241309	5489	783	257833
20211	Insecticides/ fungicides/ herbicides	61	9808		211981	5301	666	227756
20219	Other agrochemical products n.e.c.	2	444		29327	188	118	30077
2022	Paints, varnishes & printing ink etc.	133	153514	54	745601	47427	11213	957809
20221	Paints & varnishes etc	123	135165	54	714676	46783	11213	907889
20225	Caulking compounds etc	2			145	394		539
20227	Printing ink	8	18350		30781	250		49380
2023	Soap, perfumes & toilet preparations	229	810517	10153	2255198	165084	25413	3266366
20232	Soap	139	511119	5566	1276718	78176	7244	1878823
20234	Detergent, dish-washing preparation etc	19	264150	4586	403451	46909	380	719477
20235	Cleaning & polishing products	10	220		4383	169		4772
20236 &	Perfumes & toilet preparations							
20239	Others n.e.c.	61	35028		570647	39829	17789	663294
2029	Other chemical products n.e.c.	135	41372		719372	82040	1995	844780
20291	Propellant powders/ explosives	29	505		28199	32	60	28796
20292 &	Gelatine/ glues & prepared adhesives							
20293	Aromatic/odoriferous/distilled waters products	47	8530		340475	26060	466	375530
20294	Photographic plates, films etc	3	3633		5527	104	417	9682
20298	Matches	24	6151		105646	48496	27	160320
20299	Others n.e.c.	32	22554		239524	7349	1025	270452
203	Man-made fibres	8	4827		539013	4038		547878
2030	Man-made fibres	8	4827		539013	4038		547878
20301	Synthetic or artificial filament tow	3	4827		63865	4038		72730
20303	Synthetic or artificial filament yarn	5			475148			475148
21	BASIC PHARMACEUTICAL PRODUCTS	608	641252	11038	8504911	617408	90993	9865602
210	Pharmaceuticals	608	641252	11038	8504911	617408	90993	9865602
2100	Pharmaceuticals	608	641252	11038	8504911	617408	90993	9865602
21001	Medicinal active substances	535	623644	3203	8107930	411551	84587	9230914
21003	Medicaments/ homeopathic preparations	57	13084	7836	308126	204663	5537	539246
21009	Other such activities n.e.c.	16	4524		88856	1194	869	95443

TABLE - 14.0 **VALUE OF ENERGY AND WATER** **PAKISTAN**

2015-16

Value in '000' Rs

Industry Code	Industry Major Groups & Industries	No. of establishments	FUEL		Electricity	GAS	Water	Total
			Diesel, Petrol, Furnace oil	Coal, Firewood				
1	2	3	4	5	6	7	8	9
22	RUBBER AND PLASTICS PRODUCTS	1201	580507	51896	8209700	7107925	68807	16018834
221	Rubber products	129	44841	30038	1951085	197221	4501	2227685
2211	Rubber tyres & tubes	22	7094		1672241	103646		1782981
22111	Rubber tyres	20	6954		1671081	103646		1781681
22112	Inner tubes for tyres	2	140		1160			1300
2219	Other rubber products	107	37746	30038	278844	93575	4501	444703
22191	Other products of rubber	107	37746	30038	278844	93575	4501	444703
222	Plastics products	1072	535666	21858	6258615	6910704	64307	13791150
2220	Plastics products	1072	535666	21858	6258615	6910704	64307	13791150
22201	Plastic products for packing of goods	614	432069	20938	5485626	6820373	58391	12817397
22202	Builders' plastics ware	67	58942		156817	45866	913	262538
22203	Plastic tableware, kitchenware etc	202	28369	901	207786	16632	2597	256285
22209	Other diverse plastic products	189	16287	19	408385	27833	2406	454930
23	OTHER NON-METALLIC MINERAL PRODUCTS	12866	18016332	29540373	83452304	1014073	361136	132384218
231	Glass & glass products	96	260969	254	9462167	228208	13736	9965334
2310	Glass & glass products	96	260969	254	9462167	228208	13736	9965334
23101	Flat glass/ glass paving blocks	48	221917		9188193	7332	176	9417619
23102	Glass mirror/ bottle/ drinking glass	17	26764	200	126054	213275		366294
23103	Pharmaceutical glassware etc.	9	9570		134969	7493	698	152730
23109	Others glass products n.e.c.	22	2717	54	12951	107	12863	28692
239	Non-metallic mineral products n.e.c.	12770	17755363	29540119	73990137	785865	347399	122418884
2391	Refractory products	5	5040		7487	20271	8	32806
23912	Manufacture of refractory ceramic goods	5	5040		7487	20271	8	32806
2392	Clay building materials	10095	3038955	20477654	4400318	400897	296032	28613856
23921	Ceramic tiles, mosaic cubes etc.	4			1707305	129898		1837202
23922	Non-refractory clay building materials	10053	3038621	20477654	2627837	180532	296032	26620677
23923	Ceramic sanitary fixtures	38	334		65176	90467		155977
2393	Other porcelain & ceramic products	175	90837	8385	458734	248843	2775	809574
23931	Ceramic tableware & domestic articles	168	85527	8385	354494	248843	2775	700024
23932	Electrical fittings of ceramics etc.	2			100256			100256
23939	Other porcelain & ceramic products	5	5310		3984			9295
2394	Cement, lime & plaster	77	14301694	9009364	66497328	81068	10762	89900216
23941	Clinkers & hydraulic cement	21	14260668	8819484	66480270	81068	10762	89652252
23943	Plasters of calcined gypsum/ sulphate	56	41026	189880	17057			247964
2395	Articles of concrete, cement & plaster	1088	268975	38912	456657	8995	8767	782306
23951 &	Precast concrete, cement or stone							
23952	Structural component of cement, concrete	1008	267589	38912	442426	8844	8767	766539
23959	Other articles of concrete or cement	80	1386		14231	151		15767
2396	Cutting, shaping & finishing of stone	1310	34637	3304	2143758	13413	28280	2223391
23961	Cutting, shaping & finishing of stone	1310	34637	3304	2143758	13413	28280	2223391
2399	Other non-metallic mineral products	20	15225	2500	25856	12378	776	56735
23991	Millstones/abrasive products and polishing	7	90		3320			3410
23993	Mineral insulating materials	2			245	100		345
23995 &	Articles of asphalt etc							
23999	Manufacture of other such products n.e.c.	11	15135	2500	22291	12278	776	52980
24	BASIC METALS	943	810024	544942	31530614	3224100	79591	36189271
241	Basic iron & steel	662	753009	508641	30791217	2971568	62065	35086499
2410	Basic iron & steel	662	753009	508641	30791217	2971568	62065	35086499
24102 &	Pig iron/spiegeleisen/ferro-alloys & ferrous products							
24103	Pure iron, granular iron & iron powder	2			40936	17366	3351	61653
24104	Remelting of scrap ingot of iron/ steel	77	202154	1586	6489572	130218	232	6823763
24106	Hot/cold-rolled products of steel	457	448600	505960	21924764	2526915	54280	25460520
24108	Welded tubes & pipes of steel	108	99494	1094	2284001	273005	3701	2661296
24109	Others n.e.c.	18	2760		51944	24064	500	79268
242	Basic precious & non-ferrous metals	108	43711	1972	378295	134734	2262	560975
2420	Basic precious & non-ferrous metals	108	43711	1972	378295	134734	2262	560975
24202	Aluminium & alloys	63	43295		334060	128950	2262	508568
24203	Lead, zinc, tin & alloys from ores	4	184	1972	1493			3648
24205	Copper alloys	39	217		38553	5784		44554
24206	Chrome, manganese, nickel & alloys etc	2	15		4190			4205
243	Casting of metals	173	13305	34329	361101	117799	15263	541797
2431	Casting of iron & steel	163	13305	34329	356401	117799	15263	537096
24311	Casting of iron	126	12075	30309	177192	22933	12195	254704
24312	Casting of steel	37	1230	4020	179208	94866	3069	282392
2432	Casting of non-ferrous metals	10			4701			4701
24324	Casting of precious metal castings	10			4701			4701
25	FABRICATED METAL PRODUCTS	1775	229032	195642	3327376	276561	16064	4044674
251	Structural metal products etc	435	85378	101800	1232589	84650	1787	1506205
2511	Structural metal products	387	70736	101800	1179740	79526	1756	1433559
25111	Metal framework/ skeleton etc	27	13907	101748	277819	41401	6	434881
25112	Metal door, window, shutter, gates etc	305	12971	52	237913	13141	74	264151
25119	Others n.e.c.	55	43859		664007	24984	1676	734527

TABLE - 14.0 **VALUE OF ENERGY AND WATER** **PAKISTAN**

2015-16

Value in '000' Rs

Industry Code	Industry Major Groups & Industries	No. of establishments	FUEL		Electricity	GAS	Water	Total
			Diesel, Petrol, Furnace oil	Coal, Firewood				
1	2	3	4	5	6	7	8	9
2512	Tanks, reservoirs & containers of metal	39	8347		38152	4056		50555
25121	Reservoirs, tanks & containers of metal	6	214		4445			4659
25122	Metal containers for gas	31	7788		32442	4056		44286
25123	Central heating boilers & radiators	2	345		1265			1610
2513	Steam generators	9	6295		14697	1068	32	22092
25131	Steam/ vapour generator, condenser etc	6	2722		8627	343	22	11714
25132	Parts for marine or power boilers/ nuclear reactors etc.	3	3573		6070	725	10	10378
252	Weapons & ammunition	38	7203		62573	1504		71280
2520	Weapons & ammunition	38	7203		62573	1504		71280
25201 &	Heavy weapons							
25202	Small arms	38	7203		62573	1504		71280
259	Other fabricated metal products	1302	136451	93841	2032214	190406	14276	2467188
2592	Treatment & coating of metals	5			2358			2358
25921 &	Plating, anodizing, s&blasting etc.							
25922	Colouring/engraving, non-metallic coating metals	5			2358			2358
2593	Cutlery, h& tools & general hardware	452	58840	10128	536361	74430	10395	690154
25931	Cutlery	245	48053	7252	145535	23905	138	224882
25932	Knives, h& tools, saw blades etc	133	9460	1481	357837	49283	10180	428242
25933	Padlocks, locks, keys, hinges etc	57	504	760	23759	247	77	25347
25934	Other tools of such nature n.e.c.	17	822	636	9231	995		11683
2599	Other fabricated metal products n.e.c.	845	77611	83713	1493495	115976	3881	1774676
25991	Cans, drums, buckets, boxes, tins etc	95	7146	2188	110958	16680	628	137599
25992	Uninsulated or insulated metal cable	4			4015			4015
25993	Nails, bolts, screws, nuts, chains etc.	118	3462	55	80389	3568	46	87520
25994	Metal household articles	307	28617	78502	657639	14161	8	778928
25995	Metal goods for office use	48	3095		112277	30783	18	146173
25996	Safes, strongboxes, armoured doors etc.	85	1466		23419	709	22	25616
25997	Various metal articles	106	10024	1755	301470	6973	272	320493
25999	Others n.e.c.	82	23801	1213	203328	43102	2887	274332
26	COMPUTER, ELECTRONIC AND OPTICAL PRODUCTS	38	12822	7216	169847	30184	1289	221357
261	Electronic components & boards	8	11036		34408	272	16	45731
2610	Electronic components & boards	8	11036		34408	272	16	45731
26101 &	Capacitors, resistors, microprocessors							
26109	Others n.e.c.	8	11036		34408	272	16	45731
263	Communication equipment	7	2		47136	3		47141
2630	Communication equipment	7	2		47136	3		47141
26301	Telephones pbx, facsimile equipment etc	2			46023			46023
26303	Cable television equipment, antenna etc	5	2		1114	3		1119
264	Consumer electronics	8	119		19034	148	663	19964
2640	Consumer electronics	8	119		19034	148	663	19964
26402	Televisions, monitors & displays	2			11585		600	12185
26409	Others n.e.c.	6	119		7449	148	63	7779
265	Measuring equipment; watches/ clocks	13	1665	7216	53918	29761	610	93170
2651	Measuring, navigating/ control equipment	9	200	7216	51297	29513	610	88835
26514	Measuring & control equipment	2			530			530
26516	Scales, balances & laboratory apparatus	2		7216	34634	29013		70862
26519	Manufacture of others n.e.c.	5	200		16133	500	610	17443
2652	Watches & clocks	4	1465		2622	248		4335
26521	Watches & clocks	4	1465		2622	248		4335
266 &	Electro medical/ electrotherapeutic equipment							
268	Magnetic & optical media	2			15350			15350
2660 &	Irradiation, electro medical equipment							
2680	Magnetic & optical media	2			15350			15350
26602 &	Electro medical/ electrotherapeutic equipment							
26801	Audio & video tapes/ cassettes	2			15350			15350
27	ELECTRICAL EQUIPMENT	768	298868	2543	6199613	208267	16026	6725317
271	Electric motor, generator, transformer	148	69837	136	1036725	35970	3435	1146104
2710	Electric motors, generators, transformers etc.	148	69837	136	1036725	35970	3435	1146104
27101	Electric transformers	23	23041		656118	20542		699701
27102	Electric motors/ power generators etc	19	4706		19845	40	753	25345
27103	Electric power distribution panel etc.	64	35665	136	280240	12111	1812	329964
27104	Switchboard apparatus, fuses, switches	2	630		3640	1530	200	6000
27109	Others n.e.c.	40	5795		76881	1747	670	85095
272	Batteries & accumulators	24	16754		2977307	50962	4717	3049741
2720	Batteries & accumulators	24	16754		2977307	50962	4717	3049741
27203	Lead acid/ lithium/ dry/ wet batteries	24	16754		2977307	50962	4717	3049741
273	Wiring & wiring devices	120	96571	347	1440323	61044	391	1598677
2731 &	Fibre optic cables							
2732	Other electric wires & cables	120	96571	347	1440323	61044	391	1598677
27310 &	Fibre optic cable for data transmission etc.							
27320	Insulated wire & cable	120	96571	347	1440323	61044	391	1598677
274	Electric lighting equipment	43	475		125988	1905	486	128854
2740	Electric lighting equipment	43	475		125988	1905	486	128854
27401	Lamps, bulbs, ch&eliers,lanterns etc.	14			119240		486	119726
27409	Others n.e.c.	29	475		6748	1905		9128

TABLE - 14.0 **VALUE OF ENERGY AND WATER** **PAKISTAN**

2015-16

Value in '000' Rs

Industry Code	Industry Major Groups & Industries	No. of establishments	FUEL		Electricity	GAS	Water	Total
			Diesel, Petrol, Furnace oil	Coal, Firewood				
1	2	3	4	5	6	7	8	9
275	Domestic appliances	409	112856	2059	597350	57906	6737	776907
2750	Domestic appliances	409	112856	2059	597350	57906	6737	776907
27501	Domestic electric appliances	357	107888	2059	578078	56213	6545	750783
27502	Domestic electrothermic appliances	6	100		3834			3934
27503	Domestic non-electric cooking equipment	46	4868		15437	1693	192	22190
279	Other electrical equipment	24	2375		21920	480	259	25034
2790	Other electrical equipment	24	2375		21920	480	259	25034
27901	Battery chargers & electrical bells etc	4	1300		5870			7170
27909	Others n.e.c.	20	1075		16050	480	259	17864
28	MACHINERY AND EQUIPMENT N.E.C.	875	421628	109333	1500594	127006	22502	2181062
281	General-purpose machinery	384	45642	5499	636486	75348	13524	776499
2811	Engines & turbines	5			1684			1684
28112	Turbines & parts etc	5			1684			1684
2813	Other pumps, compressors, taps & valves	164	21943	5499	314681	6653	81	348857
28131	Air or vacuum pumps/ compressors	2			39443			39443
28132	Pumps for liquids	112	21392	3901	239098	6653	81	271126
28133	Pumps for engines/ motor vehicle pumps	11	329		2293			2621
28134	Industrial taps/ valves & h& pump etc	39	222	1598	33847			35667
2814	Bearings, gears, gearing etc	6			5886			5886
28143	Gears, pulleys & transmission chain etc	6			5886			5886
2815 &	Ovens, furnaces & furnace burners							
2816	Lifting & h&ling equipment	40	3727		50148	7924		61799
28151 &	Electrical & other furnaces, ovens,burners etc.							
28161	Lifting, h&ling, loading machinery	40	3727		50148	7924		61799
2819	Other general-purpose machinery	169	19972		264087	60771	13444	358274
28191	Industrial freezing equipment etc.	22	3338		24918	2660	512	31429
28192	Weighing, packing & wrapping machinery	18	50		6259	352		6661
28193	Filtering or purifying machinery	16	666		15418	485	252	16820
28198	Parts for general-purpose machinery	69	10418		102062	50183	12494	175157
28199	Others n.e.c.	44	5500		115430	7091	185	128206
282	Special-purpose machinery	491	375986	103834	864108	51657	8978	1404563
2821	Agricultural & forestry machinery	349	348599	66580	729298	36912	7532	1188920
28211	Tractors	16	6269	58820	272551	8391	7379	353410
28213	Agricultural trailers or semi-trailers	28	1571		7251	2599		11421
28214	Soil preparation, planting machinery	49	4045		36448	2252		42745
28215 &	Harvesting or threshing machinery							
28216 &	Milking machines							
28217	Spraying machinery	57	3086	906	29669	100	1	33762
28219	Diverse agricultural machinery	199	333629	6854	383378	23569	152	747582
2822	Metal-forming machinery & machine tools	34	4617		22145	1509	200	28471
28222	Tools for grinding, drilling, boring	18	4387		13005	1069	200	18661
28223	Stamping or pressing machine tools	9			2471	440		2911
28224	Hydraulic presse/ forging machine etc.	5			1302			1302
28227	Parts/ accessories for machine tools	2	230		5367			5597
2824	Mining/ quarrying/ construction machinery	13	467		8719	1847	1030	12063
28242	Boring, cutting & tunnelling machinery	3			4498		1030	5527
28243 &	Machinery for treating minerals							
28245 &	Manufacture of earth-moving machinery							
28246	Pile drivers/ mortar spreaders etc.	10	467		4221	1847		6535
2825	Food, beverage & tobacco machinery	29	13933	694	36579	5912	53	57171
28253	Grain milling machinery	10			12627	388	11	13026
28256	Machinery for extractionof animal/vegetable fats/oils	2	255	35	463			753
28259	Food processing machinery	17	13678	659	23489	5524	42	43392
2826	Textile, apparel & leather machinery	63	8290	36560	65802	5478	163	116293
28261	Textile machinery	35	2728	34167	54455	5179	163	96692
28262	Equipment for textile machinery	4			2576			2576
28266	Sewing machines	24	5562	2393	8772	299		17026
2829	Other special-purpose machinery	3	80		1564			1644
28291 &	Machinery for paper pulp,paperboard product etc							
28292	Rubber & plastic products machinery							
28299	Others n.e.c.	3	80		1564			1644
29	MOTOR VEHICLES, TRAILERS AND SEMI	784	304921	70887	4031532	567502	90255	5065098
291	Motor vehicles	26	10142		824818	197405	18319	1050684
2910	Motor vehicles	26	10142		824818	197405	18319	1050684
29101	Passenger cars, commercial busses etc.	21	3783		808314	197105	18319	1027521
29102 &	Motor vehicle engines, chassis etc.							
29103	Other motor vehicles	5	6359		16504	300		23163
292	Motor vehicle bodies, trailers etc	121	21528		49429	760	282	72000
2920	Motor bodies, trailers & semi-trailers	121	21528		49429	760	282	72000
29201	Bodies for motor vehicles	13			2784			2784
29202	Trailers & semi-trailers	108	21528		46645	760	282	69216
293	Parts & accessories for motor vehicles	637	273250	70887	3157285	369337	71654	3942414
2930	Parts & accessories for motor vehicles	637	273250	70887	3157285	369337	71654	3942414
29301	Parts & accessories for motor vehicles	637	273250	70887	3157285	369337	71654	3942414

TABLE - 14.0 **VALUE OF ENERGY AND WATER** **PAKISTAN**

2015-16

Value in '000' Rs

Industry Code	Industry Major Groups & Industries	No. of establishments	FUEL		Electricity	GAS	Water	Total
			Diesel, Petrol, Furnace oil	Coal, Firewood				
1	2	3	4	5	6	7	8	9
30	OTHER TRANSPORT EQUIPMENT	181	33804		1110774	74588	3724	1222890
302 &	Railway locomotives & rolling stock							
309	Transport equipment n.e.c.	181	33804		1110774	74588	3724	1222890
3020 &	Railway locomotives & rolling stock							
3091	Motorcycles	170	32672		1100874	73021	3620	1210186
30202 &	Railway or tramway coaches services etc.							
30911	Motorcycles, engines for motorcycles	37	13040		947005	51286	3109	1014440
30912	Parts & accessories for motorcycles.	133	19632		153869	21736	511	195747
3092	Bicycles & invalid carriages	11	1132		9901	1567	104	12704
30921 &	Non-motorized bicycles & parts etc.							
30922	Invalid/baby carriages, their parts/accessories, etc.	11	1132		9901	1567	104	12704
31	FURNITURE	1462	117983	150	2034529	16287	3593	2172541
310	Furniture	1462	117983	150	2034529	16287	3593	2172541
3100	Furniture	1462	117983	150	2034529	16287	3593	2172541
31001 &	Furniture & fixtures.							
31002	Furniture for shops/churches, schools, restaurants	623	72101		1788186	6843	2207	1869336
31003	manufacture of office furniture	13	523		8873	180		9576
31004	Furniture for kitchen bedrooms etc.	824	44959	150	235430	8904	1386	290829
31005	Laboratory benches/ laboratory furniture	2	400		2040	360		2800
32	OTHER MANUFACTURING	1430	257883	8464	1709021	207794	3536	2186699
321	Jewellery, bijouterie etc	63	72	1286	23803	65573	1333	92066
3211	Jewellery & related articles	27			4329	1244		5573
32113 &	Jewellery, goldsmiths' articles.							
32114	Metal watchs, watch straps & cigarette cases etc.	27			4329	1244		5573
3212	Imitation jewellery & related articles	36	72	1286	19474	64328	1333	86493
32121	Costume or imitation jewellery.	36	72	1286	19474	64328	1333	86493
322	Musical instruments	10	259		1880			2139
3220	Musical instruments	10	259		1880			2139
32201 &	Stringed instruments, harmoniums etc.							
32202	Musical instruments & parts.	10	259		1880			2139
323	Sports goods	382	100239	6540	499165	53379	725	660048
3230	Sports goods	382	100239	6540	499165	53379	725	660048
32301	Foot balls.	120	42170	6438	217831	27057	725	294221
32302	Rackets, bats.	31	1169		23879	5530		30578
32309	Other sports articles/ equipment etc.	231	56900	102	257455	20791		335249
324	Games & toys	13	951		15076	30		16058
3240	Games & toys	13	951		15076	30		16058
32401	Dolls, toy animals etc.	13	951		15076	30		16058
325	Medical & dental instruments & supplies	906	102446	638	713456	65482	219	882242
3250	Medical & dental instruments & supplies	906	102446	638	713456	65482	219	882242
32501	Surgical drapes/ sterile string etc	22			27160			27160
32505	Surgical, dental/ veterinary furniture.	6	1580		2991	138		4710
32506	Dental instruments/ orthopaedic devices	46	2757		13198	4500		20455
32509	Others n.e.c.	832	98108	638	670107	60844	219	829917
329	Other manufacturing n.e.c.	56	53917		455641	23330	1258	534147
3290	Other manufacturing n.e.c.	56	53917		455641	23330	1258	534147
32902	Brooms & brushes.	24	14242		27105	2701		44049
32903	Pens, pencils & stamps etc.	13	36702		378548	1431		416681
32909	Others n.e.c.	19	2973		49988	19198	1258	73417

TABLE - 15.0 **FINANCIAL EXPENDITURES** **PAKISTAN**

2015-16

Value in '000' Rs

Industry Code	Industry Major Groups & Industries	No. of establishments	Total Financial Expenses Col (7+8)	Interest Paid	Interest Received	Interest Paid minus Interest received	Payments for Bank Charges
1	2	3	4	5	6	7	8
C	**ALL INDUSTIRES**	**42578**	**96818877**	**119901643**	**38698818**	**81202824**	**15616053**
10	FOOD PRODUCTS	5597	22956985	24407695	3891877	20515818	2441167
101	Processing & preserving of meat	22	340464	331581	30424	301157	39306
1010	Processing & preserving of meat	22	340464	331581	30424	301157	39306
10102	Fresh, chilled or frozen meat	10	82932	84382	29591	54791	28141
10104 &	Meat products						
10107	Processing of animal offal	12	257532	247199	833	246366	11166
102	Processing & preserving of fish	14	23244	10743	5343	5400	17844
1020	Processing/ preserving of fish, molluscs	14	23244	10743	5343	5400	17844
10202	Fish, crustacean & mollusc products	14	23244	10743	5343	5400	17844
103	Processing of fruit/ vegetables	44	99274	99409	14636	84773	14501
1030	Processing/ preserving of fruit/ vegetables	44	99274	99409	14636	84773	14501
10302	Preserving of fruit, nuts or vegetables	30					
10304	Fruit or vegetable juices.	3	-7282		9375	-9375	2093
10305	Jams, jellies & marmalades	11	106557	99409	5261	94148	12409
104	Vegetable & animal oils/ fats	843	2703631	2798526	516801	2281725	421906
1040	Vegetable & animal oils & fats	843	2703631	2798526	516801	2281725	421906
10401	Crude / refined vegetable oils	507	2481612	2641019	478786	2162233	319380
10405	Cotton linters.	205	213916	150862	30079	120783	93133
10406	Oilcakes & others	131	8103	6644	7935	-1291	9394
105	Dairy products	148	2147728	2252112	212649	2039463	108264
1050	Dairy products	148	2147728	2252112	212649	2039463	108264
10501	fresh liquid milk & milk-based drinks	26	2156194	2155172	92041	2063132	93062
10504	Butter/ cheese etc.	17	67681	66570		66570	1111
10506	Ice cream & other edible ice.	100	-76392	30369	120608	-90239	13847
10509	Others n.e.c.	5	245				245
106	Grain mill products, starches etc	3097	2757622	2118582	282204	1836379	921244
1061	Grain mill products	3094	2865308	2118573	156683	1961891	903418
10611	Grain milling.	1144	1532203	1176230	36133	1140097	392106
10612	Rice milling.	1782	1363893	921485	51717	869768	494124
10613	Vegetable milling	166	-29336	15092	61596	-46505	17169
10614	Cereal breakfast foods	2	-1452	5767	7237	-1470	18
1062	Starches & starch products	3	-107686	9	125521	-125512	17826
10621 &	Starches from rice, potatoes, maize etc.						
10623	Glucose/ glucose syrup etc	3	-107686	9	125521	-125512	17826
107	Other food products	1245	13908674	15894948	2751764	13143184	765490
1071	Bakery products	807	1082531	1032494	92392	940102	142429
10711	Bread & rolls	88	137201	110692	440	110252	26949
10712	Pastry, cakes, pies etc.	100	42548	37463		37463	5085
10713	Rusks, biscuits & bakery products	344	884749	884109	91943	792166	92582
10719	Others n.e.c.	275	18034	230	9	221	17813
1072	Sugar	82	12649483	14353449	2135118	12218331	431152
10721	Sugar & sugar substitutes	82	12649483	14353449	2135118	12218331	431152
1073	Chocolate & sugar confectionery	86	249637	211952	16	211936	37701
10732	Chocolate & sugar confectionery	81	249553	211952	16	211936	37617
10733	Chewing gum	5	84				84
1074	Macaroni, noodles, pasta etc.	16	4784				4784
10741	Pastas/ macaroni etc	16	4784				4784
1079	Other food products n.e.c.	254	-77761	297054	524238	-227185	149423
10792 &	Blending of tea & mate						
10794	Infant formula or baby foods etc	14	-306354	118608	486131	-367523	61169
10795	Prepared foods/sandwiches, fresh pizza etc.	2					
10796	Spices, sauces & condiments	50	130362	88280	5735	82545	47817
10798	Processing of salt	37	16671	13768	660	13108	3564
10799	Others n.e.c.	151	81559	76397	31713	44685	36874
108	Prepared animal feeds	184	976348	901793	78056	823737	152611
1080	Prepared animal feeds	184	976348	901793	78056	823737	152611
10802	Prepared feeds for farm animals	184	976348	901793	78056	823737	152611
11	BEVERAGES	131	1671847	1368006	290939	1077067	594780
110	Beverages	131	1671847	1368006	290939	1077067	594780
1101 &	Distilling, rectifying/ blending of spirits						
1104	Soft drinks, mineral waters etc	131	1671847	1368006	290939	1077067	594780
11010 &	Alcoholic beverages/ distilled spirits						
11041	Non-alcoholic beverages	35	31441	25040	687	24353	7088
11042	Natural mineral waters/ bottled waters	54	2315				2315
11043	Soft drinks like lemonade, cola etc.	42	1638091	1342966	290252	1052714	585377
12	TOBACCO PRODUCTS	28	-365982	302959	771494	-468535	102554
120	Tobacco products	28	-365982	302959	771494	-468535	102554
1200	Tobacco products	28	-365982	302959	771494	-468535	102554
12001	Tobacco products & substitutes etc.	25	-365982	302959	771494	-468535	102554
12009	Others n.e.c.	3					

TABLE - 15.0 **FINANCIAL EXPENDITURES** **PAKISTAN**

2015-16

Value in '000' Rs

Industry Code	Industry Major Groups & Industries	No. of establishments	Total Financial Expenses Col (7+8)	Interest Paid	Interest Received	Interest Paid minus Interest received	Payments for Bank Charges
1	2	3	4	5	6	7	8
13	TEXTILES	7503	34169588	36627430	7955352	28672077	5497511
131	Spinning, weaving, finishing of textile	5819	32833431	35528439	7901444	27626996	5206436
1311	Spinning of textile fibres	828	19465228	23354148	6617046	16737102	2728126
13112	Spinning of yarn or thread	828	19465228	23354148	6617046	16737102	2728126
1312	Weaving of textiles	4442	12965727	11945101	1257878	10687223	2278505
13121	Broad woven fabrics	4130	12881645	11865238	1172414	10692824	2188821
13122	Other broad woven fabrics etc.	2	26498	19706		19706	6792
13129	Others n.e.c.	310	57584	60157	85464	-25307	82891
1313	Finishing of textiles	549	402476	229190	26520	202671	199805
13131	Bleaching & dyeing of fabrics	549	402476	229190	26520	202671	199805
139	Other textiles	1684	1336157	1098991	53909	1045082	291075
1392	Made-up textile articles	346	1196542	968848	16385	952463	244079
13921	Madeup articles of any textile material	278	799074	614716	148	614569	184506
13922	Made-up furnishing articles	56	396968	354131	16237	337894	59074
13929	Others n.e.c.	12	499				499
1393	Carpets & rugs	77	71657	56349	1797	54552	17105
13930	Floor coverings like carpets, rugs etc.	77	71657	56349	1797	54552	17105
1394	Cordage, rope, twine & netting	20	25690	24580		24580	1110
13941 &	Twine, cordage, rope etc.						
13942	Knotted netting of twine, cordage/ rope	20	25690	24580		24580	1110
1399	Other textiles n.e.c.	1241	42268	49214	35727	13487	28781
13991	Labels/ badges etc.	57	-8321	22661	34119	-11458	3137
13992	Tulles/ laces & other net fabrics	1148	41965	19971	785	19187	22778
13999	Others n.e.c.	36	8625	6582	823	5759	2866
14	WEARING APPAREL	2371	2165027	3323381	2798716	524665	1640362
141	Wearing apparel	2147	1559625	2757376	2798660	-41283	1600908
1410	Wearing apparel	2147	1559625	2757376	2798660	-41283	1600908
14101	Wearing apparel of leather	184	195634	56082		56082	139552
14102	Outerwear/ work wear	1284	1182954	2636943	2785009	-148066	1331020
14103	Underwear/ nightwear	166	57024	20343	5174	15169	41855
14104	Babies' garments/ tracksuits etc.	20	35496	16332		16332	19165
14105 &	Other clothing accessories						
14109	Others n.e.c.	493	88517	27677	8477	19200	69317
143	Knitted & crocheted apparel	224	605402	566005	56	565949	39454
1430	Knitted & crocheted apparel	224	605402	566005	56	565949	39454
14301	Knitted or crocheted wearing apparel	30	295				295
14302	Hosiery, socks, tights & pantyhose etc	194	605107	566005	56	565949	39159
15	LEATHER PRODUCTS	1150	849848	708659	143202	565458	284390
151	Tanning of leather & leather products	398	507803	356052	7368	348684	159119
1511	Tanning & dressing of leather	346	447770	355762	7368	348394	99377
15111	Tanning/ dressing of hides & skins	341	447770	355762	7368	348394	99377
15119	Others n.e.c.	5					
1512	Luggage, h&bags, saddlery etc.	52	60033	291		291	59742
15121	Luggage, h&bags etc.	27	58969				58969
15122	Articles of leather etc.	25	1064	291		291	774
152	Footwear	752	342045	352607	135834	216773	125271
1520	Footwear	752	342045	352607	135834	216773	125271
15201	Footwear	746	341965	352607	135834	216773	125192
15202	Leather parts of footwear etc.	6	79				79
16	WOOD AND WOOD PRODUCTS	642	175989	148655	3241	145413	30576
161	Sawmilling & planning of wood	147	4180	2810	184	2626	1553
1610	Sawmilling & planning of wood	147	4180	2810	184	2626	1553
16101 &	Sawing & planning of wood						
16102	Wooden railway sleepers	147	4180	2810	184	2626	1553
162	Products of wood, cork, straw etc.	495	171809	145844	3057	142787	29022
1621	Veneer sheets & wood-based panels	82	163329	142039	3036	139003	24326
16211	Manufacture of veneer sheets	6	35				35
16212	Plywood/ veneer panel/ laminated sheets	50	112607	106798		106798	5809
16213	Particle board/ densified wood etc.	26	50687	35241	3036	32205	18482
1622	Builders' carpentry & joinery	123	653				653
16221	Wooden goods of construction industry	123	653				653
1623	Wooden containers	182	6609	3805	21	3784	2825
16231	Packing boxes, crates, drums of wood	182	6609	3805	21	3784	2825
1629	Other wood products	108	1218				1218
16291	Wood products	108	1218				1218
17	PAPER AND PAPER PRODUCTS	787	199521	909075	905202	3874	195647
170	Paper & paper products	787	199521	909075	905202	3874	195647
1701	Pulp, paper & paperboard	267	107016	559466	497286	62181	44836
17013	Paper & paperboard	259	103240	554982	496070	58913	44328
17019	Others n.e.c.	8	3776	4484	1216	3268	508

TABLE - 15.0 **FINANCIAL EXPENDITURES** **PAKISTAN**

2015-16

Value in '000' Rs

Industry Code	Industry Major Groups & Industries	No. of establishments	Total Financial Expenses Col (7+8)	Interest Paid	Interest Received	Interest Paid minus Interest received	Payments for Bank Charges
1	2	3	4	5	6	7	8
1702	Corrugated paper/ paperboard & containers	483	16278	285880	407916	-122036	138314
17021	Corrugated paper/ paperboard containers	472	15704	285712	405811	-120099	135803
17022	Sacks, bags & similar articles of paper	11	574	168	2105	-1937	2511
1709	Other articles of paper & paperboard	37	76227	63729		63729	12498
17091	Personal hygiene paper product	23	7070	813		813	6257
17099	Others n.e.c.	14	69156	62916		62916	6240
18	PRINTING/REPRODUCTION OF RECORDED MEDIA	422	-349585	301274	674589	-373315	23731
181	Printing	422	-349585	301274	674589	-373315	23731
1811	Printing	418	-349585	301274	674589	-373315	23731
18111	Printing of newspapers/ magazines	78	26207	19401	50	19351	6856
18112	Printing of books, brochures, maps etc	172	23340	31691	15411	16281	7059
18113	Printing of postage stamps, cheques etc	3	-495600	162245	658865	-496620	1020
18114	Printing of diaries & calendars etc	14	1124	1077		1077	47
18115	Printing on textile, glass, metal, wood	146	95325	86859	263	86596	8730
18119	Other printing n.e.c.	5	19				19
1812	Service related to printing	4					
18121 &	Binding of printed sheets						
18123 &	Plate/image-making setting services						
18124	Preparation of plates & dies	4					
19	COKE AND REFINED PETROLEUM PRODUCTS	69	1460766	7240570	5929457	1311114	149652
192	Refined petroleum products	69	1460766	7240570	5929457	1311114	149652
1920	Refined petroleum products	69	1460766	7240570	5929457	1311114	149652
19201	Production of motor fuel/ kerosene etc.	8	1345666	7156310	5928921	1227389	118277
19203 &	Oil-based lubricating oils or greases						
19205	White spirit, vaseline, paraffin wax	55	115100	84261	536	83725	31375
19207	Blending of bio fuels	6					
20	CHEMICALS AND CHEMICAL PRODUCTS	947	17374759	20064395	3956579	16107816	1266943
201	Basic chemicals, fertilizers etc.	379	17157109	18943768	2704309	16239459	917650
2011	Basic chemicals	219	3165969	3513631	578301	2935330	230639
20111	Inorganic industrial/ medical gases	75	776828	858750	85027	773724	3105
20112	Dyes & pigments in basic form	41	459305	311861	23126	288734	170571
20113	Manufacture of inorganic acids & bases	35	515318	634506	136583	497923	17395
20114	Chemical elements & other inorganic compounds	2	5				5
20115	Basic organic chemicals	46	1744931	1708515	2391	1706123	38808
20119	Others n.e.c.	20	-330418		331174	-331174	756
2012	Fertilizers & nitrogen compounds	23	13301639	14729557	2089316	12640241	661398
20121 &	Fertilizers						
20122	Nitrogen products	23	13301639	14729557	2089316	12640241	661398
2013	Plastics & synthetic rubber	137	689501	700580	36692	663888	25613
20131	Plastics in primary forms	137	689501	700580	36692	663888	25613
202	Other chemical products	560	48617	954799	1246234	-291435	340052
2021	Pesticides/ agrochemical products etc	63	456281	281812		281812	174469
20211	Insecticides/ fungicides/ herbicides	61	456151	281812		281812	174338
20219	Other agrochemical products n.e.c.	2	131				131
2022	Paints, varnishes & printing ink etc.	133	86953	128524	82187	46338	40615
20221	Paints & varnishes etc	123	77469	120357	82187	38171	39299
20225	Caulking compounds etc	2	29				29
20227	Printing ink	8	9454	8167		8167	1287
2023	Soap, perfumes & toilet preparations	229	-398208	484161	976926	-492765	94557
20232	Soap	139	-51272	357397	418750	-61353	10080
20234	Detergent, dish-washing preparation etc	19	-59444		86262	-86262	26818
20235	Cleaning & polishing products	10	108	73		73	35
20236 &	Perfumes & toilet preparations						
20239	Others n.e.c.	61	-287600	126691	471914	-345223	57623
2029	Other chemical products n.e.c.	135	-96409	60301	187122	-126820	30411
20291	Propellant powders/ explosives	29	-135566	20923	158204	-137281	1715
20292 &	Gelatine/ glues & prepared adhesives						
20293	Aromatic/odoriferous/distilled waters products	47	-584	13225	28917	-15693	15108
20294	Photographic plates, films etc	3	1869	626		626	1243
20298	Matches	24	13191	10153		10153	3038
20299	Others n.e.c.	32	24681	15375		15375	9306
203	Man-made fibres	8	169034	165828	6036	159792	9241
2030	Man-made fibres	8	169034	165828	6036	159792	9241
20301	Synthetic or artificial filament tow	3	3711				3711
20303	Synthetic or artificial filament yarn	5	165323	165828	6036	159792	5530
21	BASIC PHARMACEUTICAL PRODUCTS	608	2665610	3234478	1144182	2090296	575314
210	Pharmaceuticals	608	2665610	3234478	1144182	2090296	575314
2100	Pharmaceuticals	608	2665610	3234478	1144182	2090296	575314
21001	Medicinal active substances	535	2553341	3096061	1091697	2004364	548978
21003	Medicaments/ homeopathic preparations	57	59886	91854	52484	39370	20516
21009	Other such activities n.e.c.	16	52383	46563		46563	5820

TABLE - 15.0 **FINANCIAL EXPENDITURES** **PAKISTAN**

2015-16

Value in '000' Rs

Industry Code	Industry Major Groups & Industries	No. of establishments	Total Financial Expenses Col (7+8)	Interest Paid	Interest Received	Interest Paid minus Interest received	Payments for Bank Charges
1	2	3	4	5	6	7	8
22	RUBBER AND PLASTICS PRODUCTS	1201	2475025	2312841	64415	2248425	226600
221	Rubber products	129	386927	356048		356048	30880
2211	Rubber tyres & tubes	22	361354	338996		338996	22358
22111	Rubber tyres	20	361279	338996		338996	22283
22112	Inner tubes for tyres	2	75				75
2219	Other rubber products	107	25573	17052		17052	8521
22191	Other products of rubber	107	25573	17052		17052	8521
222	Plastics products	1072	2088098	1956793	64415	1892378	195720
2220	Plastics products	1072	2088098	1956793	64415	1892378	195720
22201	Plastic products for packing of goods	614	2021427	1916443	64415	1852028	169399
22202	Builders' plastics ware	67	38135	32666		32666	5469
22203	Plastic tableware, kitchenware etc	202	9548	5862		5862	3685
22209	Other diverse plastic products	189	18988	1822		1822	17166
23	OTHER NON-METALLIC MINERAL PRODUCTS	12866	3103238	5541487	2849776	2691711	411527
231	Glass & glass products	96	784751	829471	108989	720482	64269
2310	Glass & glass products	96	784751	829471	108989	720482	64269
23101	Flat glass/ glass paving blocks	48	761219	815767	107683	708085	53134
23102	Glass mirror/ bottle/ drinking glass	17	4784	2868	1307	1561	3222
23103	Pharmaceutical glassware etc.	9	15063	8344		8344	6719
23109	Others glass products n.e.c.	22	3685	2492		2492	1193
239	Non-metallic mineral products n.e.c.	12770	2318488	4712015	2740786	1971229	347259
2391	Refractory products	5	3				3
23912	Manufacture of refractory ceramic goods	5	3				3
2392	Clay building materials	10095	60203	157614	190103	-32488	92691
23921	Ceramic tiles, mosaic cubes etc.	4	115291	132256	26550	105706	9586
23922	Non-refractory clay building materials	10053	-60694	20086	163553	-143467	82772
23923	Ceramic sanitary fixtures	38	5606	5273		5273	333
2393	Other porcelain & ceramic products	175	85789	75832		75832	9957
23931	Ceramic tableware & domestic articles	168	5149				5149
23932	Electrical fittings of ceramics etc.	2	80570	75832		75832	4738
23939	Other porcelain & ceramic products	5	71				71
2394	Cement, lime & plaster	77	2079759	4420202	2550651	1869551	210208
23941	Clinkers & hydraulic cement	21	2079759	4420202	2550651	1869551	210208
23943	Plasters of calcined gypsum/ sulphate	56					
2395	Articles of concrete, cement & plaster	1088	73904	55632		55632	18272
23951 &	Precast concrete, cement or stone						
23952	Structural component of cement, concrete	1008	72900	55632		55632	17268
23959	Other articles of concrete or cement	80	1004				1004
2396	Cutting, shaping & finishing of stone	1310	16302	665	32	632	15670
23961	Cutting, shaping & finishing of stone	1310	16302	665	32	632	15670
2399	Other non-metallic mineral products	20	2528	2070		2070	458
23991	Millstones/abrasive products and polishing	7	20				20
23993	Mineral insulating materials	2					
23995 &	Articles of asphalt etc						
23999	Manufacture of other such products n.e.c.	11	2508	2070		2070	438
24	BASIC METALS	943	6519514	6531967	575694	5956272	563242
241	Basic iron & steel	662	6406826	6428151	574699	5853451	553374
2410	Basic iron & steel	662	6406826	6428151	574699	5853451	553374
24102 &	Pig iron/spiegeleisen/ferro-alloys & ferrous products						
24103	Pure iron, granular iron & iron powder	2	17381	15792		15792	1589
24104	Remelting of scrap ingot of iron/ steel	77	375921	366071	14309	351762	24159
24106	Hot/cold-rolled products of steel	457	4462161	4603151	425677	4177474	284687
24108	Welded tubes & pipes of steel	108	1551363	1443137	134714	1308424	242940
24109	Others n.e.c.	18					
242	Basic precious & non-ferrous metals	108	19374	17531		17531	1842
2420	Basic precious & non-ferrous metals	108	19374	17531		17531	1842
24202	Aluminium & alloys	63	19371	17531		17531	1839
24203	Lead, zinc, tin & alloys from ores	4					
24205	Copper alloys	39					
24206	Chrome, manganese, nickel & alloys etc	2	3				3
243	Casting of metals	173	93315	86285	995	85289	8025
2431	Casting of iron & steel	163	93315	86285	995	85289	8025
24311	Casting of iron	126	11635	9360		9360	2275
24312	Casting of steel	37	81679	76925	995	75929	5750
2432	Casting of non-ferrous metals	10					
24324	Casting of precious metal castings	10					
25	FABRICATED METAL PRODUCTS	1775	201278	492864	357436	135429	65849
251	Structural metal products etc	435	62346	48042	3793	44249	18097
2511	Structural metal products	387	61529	46285	1405	44879	16650
25111	Metal framework/ skeleton etc	27	21861	14427	720	13706	8155
25112	Metal door, window, shutter, gates etc	305	12747	9751	685	9066	3681
25119	Others n.e.c.	55	26921	22107		22107	4814

TABLE - 15.0 **FINANCIAL EXPENDITURES** **PAKISTAN**

2015-16

Value in '000' Rs

Industry Code	Industry Major Groups & Industries	No. of establishments	Total Financial Expenses Col (7+8)	Interest Paid	Interest Received	Interest Paid minus Interest received	Payments for Bank Charges
1	2	3	4	5	6	7	8
2512	Tanks, reservoirs & containers of metal	39	781				781
25121	Reservoirs, tanks & containers of metal	6					
25122	Metal containers for gas	31	781				781
25123	Central heating boilers & radiators	2					
2513	Steam generators	9	36	1758	2388	-631	667
25131	Steam/ vapour generator, condenser etc	6	536	384		384	153
25132	Parts for marine or power boilers/ nuclear reactors etc.	3	-500	1374	2388	-1014	514
252	Weapons & ammunition	38	-177049		179063	-179063	2014
2520	Weapons & ammunition	38	-177049		179063	-179063	2014
25201 &	Heavy weapons						
25202	Small arms	38	-177049		179063	-179063	2014
259	Other fabricated metal products	1302	315980	444822	174580	270243	45738
2592	Treatment & coating of metals	5					
25921 &	Plating, anodizing, s&blasting etc.						
25922	Colouring/engraving, non-metallic coating metals	5					
2593	Cutlery, h& tools & general hardware	452	203658	349642	172692	176951	26708
25931	Cutlery	245	9576	2727		2727	6849
25932	Knives, h& tools, saw blades etc	133	191629	345296	172692	172604	19024
25933	Padlocks, locks, keys, hinges etc	57	2354	1620		1620	734
25934	Other tools of such nature n.e.c.	17	100				100
2599	Other fabricated metal products n.e.c.	845	112322	95180	1888	93292	19030
25991	Cans, drums, buckets, boxes, tins etc	95	18525	15401		15401	3124
25992	Uninsulated or insulated metal cable	4					
25993	Nails, bolts, screws, nuts, chains etc.	118	684	1590	1888	-299	982
25994	Metal household articles	307	31681	22854		22854	8827
25995	Metal goods for office use	48	14123	13381		13381	742
25996	Safes, strongboxes, armoured doors etc.	85	1097				1097
25997	Various metal articles	106	32806	30187		30187	2619
25999	Others n.e.c.	82	13406	11768		11768	1637
26	COMPUTER, ELECTRONIC AND OPTICAL PRODUCTS	38	-227881	216175	462786	-246611	18730
261	Electronic components & boards	8	11422	12485	2376	10109	1313
2610	Electronic components & boards	8	11422	12485	2376	10109	1313
26101 &	Capacitors, resistors, microprocessors						
26109	Others n.e.c.	8	11422	12485	2376	10109	1313
263	Communication equipment	7	-424587	26278	453843	-427566	2979
2630	Communication equipment	7	-424587	26278	453843	-427566	2979
26301	Telephones pbx, facsimile equipment etc	2	-425042	26278	453843	-427566	2524
26303	Cable television equipment, antenna etc	5	455				455
264	Consumer electronics	8	21937	12535		12535	9402
2640	Consumer electronics	8	21937	12535		12535	9402
26402	Televisions, monitors & displays	2	15707	6731		6731	8976
26409	Others n.e.c.	6	6230	5804		5804	426
265	Measuring equipment; watches/ clocks	13	162456	164877	6567	158311	4145
2651	Measuring, navigating/ control equipment	9	162456	164877	6567	158311	4145
26514	Measuring & control equipment	2	40				40
26516	Scales, balances & laboratory apparatus	2	150321	154852	6277	148576	1745
26519	Manufacture of others n.e.c.	5	12095	10025	290	9735	2360
2652	Watches & clocks	4					
26521	Watches & clocks	4					
266 &	Electro medical/ electrotherapeutic equipment						
268	Magnetic & optical media	2	891				891
2660 &	Irradiation, electro medical equipment						
2680	Magnetic & optical media	2	891				891
26602 &	Electro medical/ electrotherapeutic equipment						
26801	Audio & video tapes/ cassettes	2	891				891
27	ELECTRICAL EQUIPMENT	768	3639943	3147690	316084	2831606	808336
271	Electric motor, generator, transformer	148	1824791	1418788	211035	1207753	617039
2710	Electric motors, generators, transformers etc.	148	1824791	1418788	211035	1207753	617039
27101	Electric transformers	23	1614899	1270419	79169	1191249	423649
27102	Electric motors/ power generators etc	19	38699	35483	150	35333	3366
27103	Electric power distribution panel etc.	64	148777	112472	131715	-19244	168021
27104	Switchboard apparatus, fuses, switches	2	450				450
27109	Others n.e.c.	40	21967	414		414	21553
272	Batteries & accumulators	24	685677	645005	10197	634807	50870
2720	Batteries & accumulators	24	685677	645005	10197	634807	50870
27203	Lead acid/ lithium/ dry/ wet batteries	24	685677	645005	10197	634807	50870
273	Wiring & wiring devices	120	725453	720653	89943	630710	94742
2731 &	Fibre optic cables						
2732	Other electric wires & cables	120	725453	720653	89943	630710	94742
27310 &	Fibre optic cable for data transmission etc.						
27320	Insulated wire & cable	120	725453	720653	89943	630710	94742
274	Electric lighting equipment	43	8195	6423		6423	1772
2740	Electric lighting equipment	43	8195	6423		6423	1772
27401	Lamps, bulbs, ch&eliers,lanterns etc.	14	8195	6423		6423	1772
27409	Others n.e.c.	29					

TABLE - 15.0 **FINANCIAL EXPENDITURES** **PAKISTAN**

2015-16

Value in '000' Rs

Industry Code	Industry Major Groups & Industries	No. of establishments	Total Financial Expenses Col (7+8)	Interest Paid	Interest Received	Interest Paid minus Interest received	Payments for Bank Charges
1	2	3	4	5	6	7	8
275	Domestic appliances	409	388601	349737	4765	344972	43629
2750	Domestic appliances	409	388601	349737	4765	344972	43629
27501	Domestic electric appliances	357	387320	348706	4765	343941	43379
27502	Domestic electrothermic appliances	6	91				91
27503	Domestic non-electric cooking equipment	46	1189	1031		1031	158
279	Other electrical equipment	24	7226	7085	144	6941	285
2790	Other electrical equipment	24	7226	7085	144	6941	285
27901	Battery chargers & electrical bells etc	4	40				40
27909	Others n.e.c.	20	7186	7085	144	6941	245
28	MACHINERY AND EQUIPMENT N.E.C.	875	298412	550764	459740	91024	207387
281	General-purpose machinery	384	332327	182662	14407	168256	164072
2811	Engines & turbines	5					
28112	Turbines & parts etc	5					
2813	Other pumps, compressors, taps & valves	164	126008	107814	6697	101117	24891
28131	Air or vacuum pumps/ compressors	2	4362				4362
28132	Pumps for liquids	112	62106	49857	6697	43160	18945
28133	Pumps for engines/ motor vehicle pumps	11	21				21
28134	Industrial taps/ valves & h& pump etc	39	59520	57957		57957	1563
2814	Bearings, gears, gearing etc	6					
28143	Gears, pulleys & transmission chain etc	6					
2815 &	Ovens, furnaces & furnace burners						
2816	Lifting & h&ling equipment	40	6690	65	5	60	6630
28151 &	Electrical & other furnaces, ovens,burners etc.						
28161	Lifting, h&ling, loading machinery	40	6690	65	5	60	6630
2819	Other general-purpose machinery	169	199629	74783	7705	67078	132551
28191	Industrial freezing equipment etc.	22	-602	681	7705	-7024	6421
28192	Weighing, packing & wrapping machinery	18	18				18
28193	Filtering or purifying machinery	16	171				171
28198	Parts for general-purpose machinery	69	3025				3025
28199	Others n.e.c.	44	197017	74102		74102	122915
282	Special-purpose machinery	491	-33916	368102	445333	-77231	43316
2821	Agricultural & forestry machinery	349	-59385	328307	415716	-87410	28024
28211	Tractors	16	-130706	273770	415713	-141942	11237
28213	Agricultural trailers or semi-trailers	28	209	1		1	208
28214	Soil preparation, planting machinery	49	2528	674	3	671	1857
28215 &	Harvesting or threshing machinery						
28216 &	Milking machines						
28217	Spraying machinery	57	911				911
28219	Diverse agricultural machinery	199	67673	53861		53861	13812
2822	Metal-forming machinery & machine tools	34	2618	2267		2267	351
28222	Tools for grinding, drilling, boring	18	2573	2267		2267	306
28223	Stamping or pressing machine tools	9	45				45
28224	Hydraulic presse/ forging machine etc.	5					
28227	Parts/ accessories for machine tools	2					
2824	Mining/ quarrying/ construction machinery	13	3682	2028	6222	-4194	7876
28242	Boring, cutting & tunnelling machinery	3	-2738	2028	6222	-4194	1456
28243 &	Machinery for treating minerals						
28245 &	Manufacture of earth-moving machinery						
28246	Pile drivers/ mortar spreaders etc.	10	6420				6420
2825	Food, beverage & tobacco machinery	29	37081	31748		31748	5333
28253	Grain milling machinery	10	3				3
28256	Machinery for extractionof animal/vegetable fats/oils	2					
28259	Food processing machinery	17	37078	31748		31748	5330
2826	Textile, apparel & leather machinery	63	-18021	3752	23395	-19643	1622
28261	Textile machinery	35	-18475	3721	23395	-19674	1199
28262	Equipment for textile machinery	4	42				42
28266	Sewing machines	24	411	31		31	380
2829	Other special-purpose machinery	3	110				110
28291 &	Machinery for paper pulp,paperboard product etc						
28292	Rubber & plastic products machinery						
28299	Others n.e.c.	3	110				110
29	MOTOR VEHICLES, TRAILERS AND SEMI	784	-2736857	1334962	4236760	-2901798	164941
291	Motor vehicles	26	-3388035	576062	4026988	-3450926	62890
2910	Motor vehicles	26	-3388035	576062	4026988	-3450926	62890
29101	Passenger cars, commercial busses etc.	21	-3388236	576062	4026988	-3450926	62689
29102 &	Motor vehicle engines, chassis etc.						
29103	Other motor vehicles	5	201				201
292	Motor vehicle bodies, trailers etc	121	549	61		61	487
2920	Motor bodies, trailers & semi-trailers	121	549	61		61	487
29201	Bodies for motor vehicles	13					
29202	Trailers & semi-trailers	108	549	61		61	487
293	Parts & accessories for motor vehicles	637	650630	758838	209772	549066	101564
2930	Parts & accessories for motor vehicles	637	650630	758838	209772	549066	101564
29301	Parts & accessories for motor vehicles	637	650630	758838	209772	549066	101564

TABLE - 15.0 **FINANCIAL EXPENDITURES** **PAKISTAN**

2015-16

Value in '000' Rs

Industry Code	Industry Major Groups & Industries	No. of establishments	Total Financial Expenses Col (7+8)	Interest Paid	Interest Received	Interest Paid minus Interest received	Payments for Bank Charges
1	2	3	4	5	6	7	8
30	OTHER TRANSPORT EQUIPMENT	181	-710603	108152	869167	-761015	50412
302 &	Railway locomotives & rolling stock						
309	Transport equipment n.e.c.	181	-710603	108152	869167	-761015	50412
3020 &	Railway locomotives & rolling stock						
3091	Motorcycles	170	-710674	108152	869167	-761015	50341
30202 &	Railway or tramway coaches services etc.						
30911	Motorcycles, engines for motorcycles	37	-715345	106532	869167	-762635	47290
30912	Parts & accessories for motorcycles.	133	4671	1620		1620	3052
3092	Bicycles & invalid carriages	11	71				71
30921 &	Non-motorized bicycles & parts etc.						
30922	Invalid/baby carriages, their parts/accessories, etc.	11	71				71
31	FURNITURE	1462	882428	873630	21952	851679	30749
310	Furniture	1462	882428	873630	21952	851679	30749
3100	Furniture	1462	882428	873630	21952	851679	30749
31001 &	Furniture & fixtures.						
31002	Furniture for shops/churches, schools, restaurants	623	876128	873554	21552	852003	24125
31003	manufacture of office furniture	13	120				120
31004	Furniture for kitchen bedrooms etc.	824	6180	76	400	-324	6504
31005	Laboratory benches/ laboratory furniture	2					
32	OTHER MANUFACTURING	1430	400008	154533	20179	134354	265653
321	Jewellery, bijouterie etc	63	115				115
3211	Jewellery & related articles	27	74				74
32113 &	Jewellery, goldsmiths' articles.						
32114	Metal watchs, watch straps & cigarette cases etc.	27	74				74
3212	Imitation jewellery & related articles	36	41				41
32121	Costume or imitation jewellery.	36	41				41
322	Musical instruments	10	963				963
3220	Musical instruments	10	963				963
32201 &	Stringed instruments, harmoniums etc.						
32202	Musical instruments & parts.	10	963				963
323	Sports goods	382	248101	120455	17599	102856	145245
3230	Sports goods	382	248101	120455	17599	102856	145245
32301	Foot balls.	120	130801	80865	12378	68486	62315
32302	Rackets, bats.	31	1741				1741
32309	Other sports articles/ equipment etc.	231	115559	39590	5220	34370	81189
324	Games & toys	13	194				194
3240	Games & toys	13	194				194
32401	Dolls, toy animals etc.	13	194				194
325	Medical & dental instruments & supplies	906	134476	24899	2580	22318	112158
3250	Medical & dental instruments & supplies	906	134476	24899	2580	22318	112158
32501	Surgical drapes/ sterile string etc	22					
32505	Surgical, dental/ veterinary furniture.	6					
32506	Dental instruments/ orthopaedic devices	46	2405				2405
32509	Others n.e.c.	832	132071	24899	2580	22318	109753
329	Other manufacturing n.e.c.	56	16159	9180		9180	6979
3290	Other manufacturing n.e.c.	56	16159	9180		9180	6979
32902	Brooms & brushes.	24	8411	5324		5324	3087
32903	Pens, pencils & stamps etc.	13	688				688
32909	Others n.e.c.	19	7060	3856		3856	3204

TABLE-2.0 **SUMMARY STATISTICS** **PUNJAB**

2015-16

Value in '000' Rs

Industry Code	Industry Major Groups & Industries	No. of establishments	Value of fixed assets at the end of the year	Additions / altrations made during the year (GFCF)	Changes in stocks	Average daily persons engaged (No.)	Employment cost	Industrial cost
1	2	3	4	5	6	7	8	9
C	**ALL INDUSTIRES**	**32256**	**2122198301**	**247506948**	**46280365**	**1529293**	**418414315**	**3420138082**
10	FOOD PRODUCTS	3385	356971744	45391074	28170730	143209	51736830	921204823
101	Processing & preserving of meat	14	5050528	1811515	468261	2885	1012128	4769624
1010	Processing & preserving of meat	14	5050528	1811515	468261	2885	1012128	4769624
10102	Fresh, chilled or frozen meat	5	272972	11016	40184	186	32473	408820
10104 &	Meat products							
10107	Processing of animal offal	9	4777557	1800500	428077	2699	979656	4360803
103	Processing of fruit/ vegetables	15	2033695	68958	184307	838	434060	2063682
1030	Processing/ preserving of fruit/ vegetables	15	2033695	68958	184307	838	434060	2063682
10302	Preserving of fruit, nuts or vegetables	6	99356	3068	-6608	236	35730	182263
10304	Fruit or vegetable juices.	3	972021	1515	40600	133	47136	340646
10305	Jams, jellies & marmalades	6	962318	64376	150315	469	351194	1540774
104	Vegetable & animal oils/ fats	504	25792934	2715854	7884647	16233	3460806	163115936
1040	Vegetable & animal oils & fats	504	25792934	2715854	7884647	16233	3460806	163115936
10401	Crude / refined vegetable oils	317	21124136	2277687	7607481	12372	3056596	146889287
10405	Cotton linters.	74	1811565	277182	157080	1998	212986	12302755
10406	Oilcakes & others	113	2857234	160984	120086	1863	191225	3923895
105	Dairy products	82	58652802	8197041	902717	11510	18783656	109731161
1050	Dairy products	82	58652802	8197041	902717	11510	18783656	109731161
10501	fresh liquid milk & milk-based drinks	18	55688396	7588082	744788	9281	17247571	101114008
10504	Butter/ cheese etc.	17	680649	152454	64502	1065	229844	2720242
10506	Ice cream & other edible ice.	43	2211051	456490	93223	1103	1298389	5844664
10509	Others n.e.c.	4	72706	16	204	61	7853	52247
106	Grain mill products, starches etc	1807	62211211	3418700	18231953	40842	6004838	296428050
1061	Grain mill products	1805	62113294	3413289	18230411	40810	5998982	296411770
10611	Grain milling.	664	26820978	1701307	17406296	14241	2513655	200450001
10612	Rice milling.	1075	34076522	1596657	1068555	25371	3234320	90764547
10613	Vegetable milling	64	840899	110669	-316912	970	141491	5113746
10614	Cereal breakfast foods	2	374895	4656	72472	228	109516	83476
1062	Starches & starch products	2	97917	5411	1542	32	5856	16279
10623	Glucose/ glucose syrup etc	2	97917	5411	1542	32	5856	16279
107	Other food products	834	178550025	27483595	-6250187	57473	17745458	227189583
1071	Bakery products	647	18658706	6091897	227361	16064	3181889	19389915
10711	Bread & rolls	40	1368378	91273	50892	2219	317704	2293779
10712	Pastry, cakes, pies etc.	91	5305003	2573793	-30660	1947	520238	2370086
10713	Rusks, biscuits & bakery products	272	9544612	3225908	306151	8192	1779803	7342361
10719	Others n.e.c.	244	2440713	200923	-99021	3706	564144	7383690
1072	Sugar	43	150644318	20288741	-7751847	33491	13156786	193102679
10721	Sugar & sugar substitutes	43	150644318	20288741	-7751847	33491	13156786	193102679
1073	Chocolate & sugar confectionery	48	1896481	492973	848294	1962	354844	3049838
10732	Chocolate & sugar confectionery	45	1885308	492928	847494	1926	350574	3035344
10733	Chewing gum	3	11173	45	800	36	4270	14494
1074	Macaroni, noodles, pasta etc.	16	263182	82684	112829	324	84859	215525
10741	Pastas/ macaroni etc	16	263182	82684	112829	324	84859	215525
1079	Other food products n.e.c.	80	7087338	527299	313175	5632	967081	11431625
10792	Blending of tea & mate	3	1061246	263938	188685	263	97945	7715901
10796	Spices, sauces & condiments	11	36883		144	178	24014	155855
10798	Processing of salt	20	110675	30593	680	299	51580	146511
10799	Others n.e.c.	46	5878534	232768	123665	4892	793542	3413358
108	Prepared animal feeds	129	24680548	1695411	6749032	13428	4295883	117906787
1080	Prepared animal feeds	129	24680548	1695411	6749032	13428	4295883	117906787
10802	Prepared feeds for farm animals	129	24680548	1695411	6749032	13428	4295883	117906787
11	BEVERAGES	73	72369406	8273019	1341712	16893	13506734	82038504
110	Beverages	73	72369406	8273019	1341712	16893	13506734	82038504
1104	Soft drinks, mineral waters etc	73	72369406	8273019	1341712	16893	13506734	82038504
11041	Non-alcoholic beverages	22	8628007	671668	826471	4375	1427886	12599245
11042	Natural mineral waters/ bottled waters	29	4060257	34137	77673	3057	627830	2835602
11043	Soft drinks like lemonade, cola etc.	22	59681142	7567214	437568	9461	11451018	66603657
12	TOBACCO PRODUCTS	8	7499299	1298867	-347249	1282	4568943	14797068
120	Tobacco products	8	7499299	1298867	-347249	1282	4568943	14797068
1200	Tobacco products	8	7499299	1298867	-347249	1282	4568943	14797068
12001	Tobacco products & substitutes etc.	6	7490109	1298867	-347259	1241	4564247	14778170
12009	Others n.e.c.	2	9190		10	41	4696	18898
13	TEXTILES	5967	656072913	67271587	17274761	463721	125732805	1002572575
131	Spinning, weaving, finishing of textile	4510	622172184	64975877	15464496	424281	116371682	942560762
1311	Spinning of textile fibres	579	396157759	39514644	12193302	219888	62712720	562768937
13112	Spinning of yarn or thread	579	396157759	39514644	12193302	219888	62712720	562768937
1312	Weaving of textiles	3607	200594265	22292670	3515883	174111	46892557	328846159
13121	Broad woven fabrics	3522	196603909	22265519	3553774	168560	45677254	321974350
13122	Other broad woven fabrics etc.	2	914219	-36660	4447	2106	533765	2008242

TABLE-2.0 **SUMMARY STATISTICS** **PUNJAB**

2015-16

Value in '000' Rs

Value of production at Producer Price	Census value added at producer prices	Census value added at factor cost	Contribution to GDP at market prices	Contribution to GDP at producer prices	Contribution to GDP at basic prices	Contribution to GDP at factor cost	Industry Code
10	11	12	13	14	15	16	1
5212866666	**1792728584**	**1708661830**	**1695210309**	**1501339888**	**1430995500**	**1417273134**	**C**
1250976670	329771847	324251467	294637718	270724313	266367405	265203933	10
9507114	4737490	4702090	3813287	3797125	3797125	3761725	101
9507114	4737490	4702090	3813287	3797125	3797125	3761725	1010
629600	220780	220189	183984	183984	183984	183393	10102
8877514	4516711	4481902	3629303	3613141	3613141	3578332	10104 & 10107
3129880	1066198	1065598	1044610	691912	691912	691312	103
3129880	1066198	1065598	1044610	691912	691912	691312	1030
251104	68841	68546	68841	68841	68841	68546	10302
535871	195225	194943	134284	134284	134284	134002	10304
2342905	802132	802109	841485	488786	488786	488764	10305
205139391	42023455	40091625	38763238	37447665	35902052	35515836	104
205139391	42023455	40091625	38763238	37447665	35902052	35515836	1040
183966298	37077011	35182701	34049301	32738004	31199810	30843694	10401
15712101	3409346	3384185	3245903	3242551	3234961	3217390	10405
5460992	1537097	1524739	1468034	1467110	1467281	1454751	10406
199058053	89326892	88562886	66772042	55754466	55135705	54990459	105
199058053	89326892	88562886	66772042	55754466	55135705	54990459	1050
182958935	81844928	81115110	59919771	51365502	50737251	50635685	10501
3501291	781049	787574	654479	578560	588078	585086	10504
12492626	6647962	6607254	6146975	3759615	3759591	3718907	10506
105200	52953	52947	50818	50788	50784	50782	10509
382872823	86444774	86494400	80884616	80734778	81081397	80784404	106
382836064	86424294	86473920	80872724	80722885	81069505	80772512	1061
250058310	49608309	49733654	46152755	46098219	46324406	46223563	10611
126099626	35335079	35248216	33279806	33244589	33351973	33157726	10612
6455430	1341684	1352829	1259920	1259490	1272538	1270635	10613
222698	139222	139222	180242	120588	120588	120588	10614
36759	20480	20480	11892	11892	11892	11892	1062
36759	20480	20480	11892	11892	11892	11892	10623
301858420	74668838	73326246	71975979	62369732	61177437	61027140	107
31602033	12212118	12061887	11288277	10790740	10731792	10640509	1071
3976474	1682696	1682010	1653693	1535550	1535538	1534865	10711
4158292	1788207	1784086	1513357	1443644	1444071	1439523	10712
13466856	6124495	6043584	5719308	5425950	5366692	5345040	10713
10000410	2616721	2552206	2401920	2385595	2385489	2321080	10719
247697286	54594607	53401929	55221551	46240181	45069183	45047503	1072
247697286	54594607	53401929	55221551	46240181	45069183	45047503	10721
4736495	1686657	1720126	1507146	1427164	1471318	1460633	1073
4706869	1671525	1704994	1492194	1412812	1456966	1446281	10732
29626	15132	15132	14952	14352	14352	14352	10733
493852	278327	271794	190027	183910	177434	177377	1074
493852	278327	271794	190027	183910	177434	177377	10741
17328754	5897129	5870510	3768978	3727737	3727710	3701118	1079
9970381	2254480	2254480	636716	636716	636716	636716	10792
318371	162516	161768	158468	158468	158468	157720	10796
330995	184484	184390	133644	133350	133350	133257	10798
6709007	3295649	3269872	2840150	2799202	2799176	2773425	10799
149410988	31504201	30008622	31383945	29928636	28581779	28433057	108
149410988	31504201	30008622	31383945	29928636	28581779	28433057	1080
149410988	31504201	30008622	31383945	29928636	28581779	28433057	10802
168597089	86558585	75800466	78704297	55010577	44266250	44252459	11
168597089	86558585	75800466	78704297	55010577	44266250	44252459	110
168597089	86558585	75800466	78704297	55010577	44266250	44252459	1104
24231272	11632027	11624705	10698464	7262275	7255732	7254953	11041
6085422	3249820	3222988	2612201	2419678	2400541	2392847	11042
138280394	71676738	60952773	65393633	45328624	34609977	34604660	11043
101043144	86246076	25647488	98563956	80611717	20243243	20013129	12
101043144	86246076	25647488	98563956	80611717	20243243	20013129	120
101043144	86246076	25647488	98563956	80611717	20243243	20013129	1200
100993020	86214850	25616412	98533730	80581491	20213017	19983053	12001
50124	31226	31076	30226	30226	30226	30076	12009
1402600983	400028407	398212781	343319292	329541117	329094400	327725491	13
1308367973	365807211	364680638	312397240	298872603	298549818	297746030	131
755470702	192701765	192164320	168910456	158971405	158667732	158433961	1311
755470702	192701765	192164320	168910456	158971405	158667732	158433961	13112
477116836	148270677	148009703	120939757	117943993	117974567	117683019	1312
466430741	144456391	144224092	117209500	114377508	114408054	114145210	13121
2770428	762186	762186	816217	660732	660732	660732	13122

TABLE-2.0 **SUMMARY STATISTICS** **PUNJAB**

2015-16

Value in '000' Rs

Industry Code	Industry Major Groups & Industries	No. of establishments	Value of fixed assets at the end of the year	Additions / altrations made during the year (GFCF)	Changes in stocks	Average daily persons engaged (No.)	Employment cost	Industrial cost
1	2	3	4	5	6	7	8	9
13129	Others n.e.c.	83	3076136	63811	-42338	3445	681538	4863568
1313	Finishing of textiles	324	25420160	3168564	-244689	30282	6766405	50945665
13131	Bleaching & dyeing of fabrics	324	25420160	3168564	-244689	30282	6766405	50945665
139	Other textiles	1457	33900729	2295710	1810265	39440	9361122	60011814
1392	Made-up textile articles	271	16440114	378472	1936895	15908	5349575	42767100
13921	Madeup articles of any textile material	212	9162529	184605	886785	10919	3187496	25875501
13922	Made-up furnishing articles	47	7042416	193868	1116520	4665	2121056	16424846
13929	Others n.e.c.	12	235169		-66410	324	41024	466752
1393	Carpets & rugs	67	1848577	104904	110867	1924	428740	3363512
13930	Floor coverings like carpets, rugs etc.	67	1848577	104904	110867	1924	428740	3363512
1394	Cordage, rope, twine & netting	18	413148	1544	-15575	1195	152101	511702
13941	Twine, cordage, rope etc.	18	413148	1544	-15575	1195	152101	511702
1399	Other textiles n.e.c.	1101	15198890	1810790	-221921	20413	3430706	13369501
13991	Labels/ badges etc.	45	413216	22589	-5997	647	128730	484301
13992	Tulles/ laces & other net fabrics	1023	13631039	1758263	-80258	17635	2970942	10586568
13999	Others n.e.c.	33	1154635	29938	-135666	2131	331034	2298631
14	WEARING APPAREL	1713	89639632	12955743	-3128889	163720	39795600	168665002
141	Wearing apparel	1582	63374871	10388783	-2265951	138802	35138878	147076880
1410	Wearing apparel	1582	63374871	10388783	-2265951	138802	35138878	147076880
14101	Wearing apparel of leather	157	5598636	401220	-1498818	10877	2326438	15584494
14102	Outerwear/ work wear	757	48269093	9474663	-216814	102577	28247495	107090757
14103	Underwear/ nightwear	161	2824873	281362	-384446	8775	1885557	7186982
14104	Babies' garments/ tracksuits etc.	20	1781980	64851	72555	3482	599471	4181069
14105 &	Other clothing accessories							
14109	Others n.e.c.	487	4900290	166687	-238429	13091	2079917	13033577
143	Knitted & crocheted apparel	131	26264761	2566960	-862938	24918	4656721	21588122
1430	Knitted & crocheted apparel	131	26264761	2566960	-862938	24918	4656721	21588122
14301	Knitted or crocheted wearing apparel	30	3950268	995268	6413	4662	691176	1547332
14302	Hosiery, socks, tights & pantyhose etc	101	22314493	1571692	-869351	20256	3965546	20040790
15	LEATHER PRODUCTS	998	28017816	3809870	-1157342	47669	14516694	64877668
151	Tanning of leather & leather products	294	10078170	758767	-832481	13822	3496475	19908853
1511	Tanning & dressing of leather	258	8601716	660120	-1049836	7278	1463034	14047142
15111	Tanning/ dressing of hides & skins	253	8487536	654760	-1049836	7228	1455990	13997558
15119	Others n.e.c.	5	114180	5360		50	7044	49584
1512	Luggage, h&bags, saddlery etc.	36	1476454	98646	217355	6544	2033442	5861711
15121	Luggage, h&bags etc.	26	474071	5685	316303	6013	1768736	3999437
15122	Articles of leather etc.	10	1002382	92961	-98949	531	264706	1862274
152	Footwear	704	17939646	3051103	-324861	33847	11020219	44968815
1520	Footwear	704	17939646	3051103	-324861	33847	11020219	44968815
15201	Footwear	698	17862796	3040623	-324394	33708	11000663	44912086
15202	Leather parts of footwear etc.	6	76849	10480	-467	139	19556	56730
16	WOOD AND WOOD PRODUCTS	596	4224812	887307	255576	8523	1241503	7489915
161	Sawmilling & planning of wood	142	689847	92228	-2718	1838	235835	929899
1610	Sawmilling & planning of wood	142	689847	92228	-2718	1838	235835	929899
16101	Sawing & planning of wood	142	689847	92228	-2718	1838	235835	929899
162	Products of wood, cork, straw etc.	454	3534966	795079	258294	6685	1005668	6560016
1621	Veneer sheets & wood-based panels	47	1498717	624860	60510	1362	223268	3837355
16211	Manufacture of veneer sheets	6	40623		6010	106	16442	489562
16212	Plywood/ veneer panel/ laminated sheets	35	1242711	622429	50792	1032	155427	2509807
16213	Particle board/ densified wood etc.	6	215383	2431	3708	224	51399	837986
1622	Builders' carpentry & joinery	120	804095	121024	194414	1625	272814	879165
16221	Wooden goods of construction industry	120	804095	121024	194414	1625	272814	879165
1623	Wooden containers	180	693347	9498	-1511	2357	332286	1217964
16231	Packing boxes, crates, drums of wood	180	693347	9498	-1511	2357	332286	1217964
1629	Other wood products	107	538807	39697	4882	1341	177301	625532
16291	Wood products	107	538807	39697	4882	1341	177301	625532
17	PAPER AND PAPER PRODUCTS	530	39552486	10497734	-373462	20450	5050535	41934054
170	Paper & paper products	530	39552486	10497734	-373462	20450	5050535	41934054
1701	Pulp, paper & paperboard	195	19267823	4205192	-434008	6940	2111479	21506616
17013	Paper & paperboard	192	19148822	4202685	-425545	6847	2085255	21356580
17019	Others n.e.c.	3	119001	2507	-8463	93	26224	150036
1702	Corrugated paper/ paperboard & containers	316	19675158	6185599	52122	12438	2743280	19346591
17021	Corrugated paper/ paperboard containers	309	19250517	5966918	23374	12262	2711063	19263822
17022	Sacks, bags & similar articles of paper	7	424641	218681	28748	176	32217	82769
1709	Other articles of paper & paperboard	19	609505	106943	8425	1072	195776	1080846
17091	Personal hygiene paper product	8	417206	3837	19762	519	103097	433648
17099	Others n.e.c.	11	192299	103107	-11337	553	92679	647198
18	PRINTING/REPRODUCTION OF RECORDED MEDIA	270	4945354	565760	596565	7104	1706383	10671024
181	Printing	270	4945354	565760	596565	7104	1706383	10671024
1811	Printing	267	4901549	565665	600194	7066	1697399	10565369

TABLE-2.0 **SUMMARY STATISTICS** **PUNJAB**

2015-16

Value in '000' Rs

Value of production at Producer Price	Census value added at producer prices	Census value added at factor cost	Contribution to GDP at market prices	Contribution to GDP at producer prices	Contribution to GDP at basic prices	Contribution to GDP at factor cost	Industry Code
10	11	12	13	14	15	16	1
7915667	3052100	3023424	2914040	2905753	2905781	2877078	13129
75780435	24834770	24506614	22547027	21957205	21907518	21629049	1313
75780435	24834770	24506614	22547027	21957205	21907518	21629049	13131
94233010	34221196	33532143	30922052	30668514	30544582	29979461	139
64453623	21686523	21498923	19238443	19117983	18992210	18930383	1392
41066654	15191153	15021036	13883175	13781004	13655336	13610887	13921
22470002	6045156	6028314	4977342	4959528	4959422	4942686	13922
916966	450214	449572	377927	377451	377451	376810	13929
4597780	1234269	1214034	1025622	1011942	1008383	991708	1393
4597780	1234269	1214034	1025622	1011942	1008383	991708	13930
733649	221948	221344	196020	196020	196020	195416	1394
733649	221948	221344	196020	196020	196020	195416	13941
24447957	11078457	10597844	10461966	10342568	10347970	9861955	1399
976414	492113	491688	472058	466934	466934	466509	13991
20372955	9786386	9412639	9236838	9122564	9127965	8748816	13992
3098589	799958	693517	753070	753070	753070	646630	13999
293060195	124395193	123832927	108353868	107059047	107185408	106496781	14
252162847	105085967	104786938	88836271	88003646	88075868	87704618	141
252162847	105085967	104786938	88836271	88003646	88075868	87704618	1410
24458709	8874215	8888382	7754584	7702866	7737588	7717033	14101
182919421	75828664	75567391	62211496	61542567	61569605	61281294	14102
14254384	7067402	7062559	6637473	6618352	6637993	6613509	14103
6457456	2276387	2266426	2114698	2107460	2107615	2097498	14104
24072877	11039299	11002182	10118019	10032401	10023066	9995284	14105 & 14109
40897348	19309226	19045989	19517597	19055401	19109539	18792164	143
40897348	19309226	19045989	19517597	19055401	19109539	18792164	1430
2882178	1334847	1332309	1204704	1203248	1202855	1200711	14301
38015170	17974379	17713679	18312893	17852153	17906684	17591453	14302
107949642	43071973	42871248	38085383	35336767	35304948	35136041	15
33136381	13227528	13153043	11469017	11402697	11419960	11328212	151
21896749	7849606	7775633	7228488	7165432	7182545	7091458	1511
21833589	7836030	7762057	7215312	7152256	7169369	7078282	15111
63160	13576	13576	13176	13176	13176	13176	15119
11239633	5377922	5377410	4240529	4237265	4237415	4236754	1512
8540654	4541217	4540732	3559727	3558601	3558751	3558116	15121
2698979	836705	836678	680801	678665	678665	678638	15122
74813261	29844445	29718205	26616366	23934070	23884988	23807829	152
74813261	29844445	29718205	26616366	23934070	23884988	23807829	1520
74684280	29772194	29646199	26537889	23865637	23816555	23739642	15201
128980	72251	72006	78478	68432	68432	68187	15202
12741643	5251728	5259058	5145271	4931127	4966121	4938458	16
1592927	663028	711310	618297	609770	659838	658052	161
1592927	663028	711310	618297	609770	659838	658052	1610
1592927	663028	711310	618297	609770	659838	658052	16101
11148716	4588700	4547749	4526973	4321357	4306283	4280406	162
6363747	2526392	2522056	2569072	2391660	2391660	2387324	1621
787083	297521	297431	288223	288223	288223	288133	16211
4225071	1715264	1711068	1757754	1657158	1657158	1652962	16212
1351593	513607	513557	523095	446279	446279	446229	16213
1722839	843674	838154	808333	797363	794311	791843	1622
1722839	843674	838154	808333	797363	794311	791843	16221
1843155	625191	599655	591277	574138	565280	548602	1623
1843155	625191	599655	591277	574138	565280	548602	16231
1218974	593443	587884	558291	558195	555031	552636	1629
1218974	593443	587884	558291	558195	555031	552636	16291
60664232	18730178	18562494	18886670	16401955	16385274	16234271	17
60664232	18730178	18562494	18886670	16401955	16385274	16234271	170
29227369	7720753	7670361	7526872	6732303	6731048	6681911	1701
29021496	7664916	7614524	7436160	6682875	6681620	6632483	17013
205873	55837	55837	90712	49428	49428	49428	17019
29731136	10384545	10279419	10864260	9193008	9189461	9087883	1702
29225718	9961896	9862841	10529473	8858221	8854672	8759166	17021
505418	422649	416578	334787	334787	334790	328716	17022
1705727	624881	612715	495538	476643	464765	464478	1709
705487	271838	271631	251380	251380	251380	251172	17091
1000240	353042	341084	244159	225264	213385	213306	17099
17762963	7091940	7032820	6098954	5810262	5809786	5751143	18
17762963	7091940	7032820	6098954	5810262	5809786	5751143	181
17571745	7006377	6947257	6016596	5727904	5727428	5668785	1811

TABLE-2.0 **SUMMARY STATISTICS** **PUNJAB**

2015-16

Value in '000' Rs

Industry Code	Industry Major Groups & Industries	No. of establishments	Value of fixed assets at the end of the year	Additions / altrations made during the year (GFCF)	Changes in stocks	Average daily persons engaged (No.)	Employment cost	Industrial cost
1	2	3	4	5	6	7	8	9
18111	Printing of newspapers/ magazines	2	1340066	3012		781	530834	440336
18112	Printing of books, brochures, maps etc	126	1435279	130935	523878	2928	507839	4332786
18114	Printing of diaries & calendars etc	8	79183		-633	162	13623	33223
18115	Printing on textile, glass, metal, wood	126	1980386	431718	76004	3134	635517	5724290
18119	Other printing n.e.c.	5	66635		944	61	9586	34734
1812	Service related to printing	3	43805	95	-3629	38	8984	105655
18121 &	Binding of printed sheets							
18124	Preparation of plates & dies	3	43805	95	-3629	38	8984	105655
19	COKE AND REFINED PETROLEUM PRODUCTS	34	15180700	354601	148621	1973	1559469	72124293
192	Refined petroleum products	34	15180700	354601	148621	1973	1559469	72124293
1920	Refined petroleum products	34	15180700	354601	148621	1973	1559469	72124293
19201	Production of motor fuel/ kerosene etc.	3	11748636	176948	101364	857	1270400	64668880
19203	Oil-based lubricating oils or greases	24	3142059	175273	19656	756	205993	7335136
19205 &	White spirit, vaseline, paraffin wax							
19207	Blending of bio fuels	7	290005	2380	27601	360	83076	120277
20	CHEMICALS AND CHEMICAL PRODUCTS	594	306387875	42043807	4006321	43260	33292542	242882894
201	Basic chemicals, fertilizers etc.	237	279550621	37818186	2642763	23411	22201332	163398901
2011	Basic chemicals	107	44835763	5513401	986940	11922	6101545	66927779
20111	Inorganic industrial/ medical gases	12	4033157	708878	6214	746	126567	999598
20112	Dyes & pigments in basic form	28	8342290	2097607	-4317	2052	965013	6955497
20113	Manufacture of inorganic acids & bases	26	15973799	1806323	503522	4574	2359944	17021735
20114	Chemical elements & other inorganic compounds	2	5795	640	427	25	2844	7593
20115	Basic organic chemicals	28	16097887	875518	246749	4346	2612988	41546221
20119	Others n.e.c.	11	382835	24435	234346	179	34189	397134
2012	Fertilizers & nitrogen compounds	16	227502484	31323190	780582	8199	15058868	77485984
20121 &	Fertilizers							
20122	Nitrogen products	16	227502484	31323190	780582	8199	15058868	77485984
2013	Plastics & synthetic rubber	114	7212374	981595	875242	3290	1040919	18985139
20131	Plastics in primary forms	114	7212374	981595	875242	3290	1040919	18985139
202	Other chemical products	350	26293501	4219086	1358462	19673	11001457	78223090
2021	Pesticides/ agrochemical products etc	50	3514287	289995	1384841	3571	980403	12746404
20211	Insecticides/ fungicides/ herbicides	50	3514287	289995	1384841	3571	980403	12746404
2022	Paints, varnishes & printing ink etc.	96	7480651	1567520	223490	5264	3216087	22872923
20221	Paints & varnishes etc	88	7062350	1551176	223490	4937	3149554	21199478
20225	Caulking compounds etc	2	10412			55	6418	116007
20227	Printing ink	6	407889	16344		272	60115	1557438
2023	Soap, perfumes & toilet preparations	130	10435239	2048834	48499	5480	5597769	34461360
20232	Soap	87	2551096	166796	-598056	2957	716415	9873377
20234	Detergent, dish-washing preparation etc	7	560447	-10706	268663	661	125975	1482937
20235	Cleaning & polishing products	10	79926	3379	2953	160	53425	195393
20236 &	Perfumes & toilet preparations							
20239	Others n.e.c.	26	7243770	1889366	374939	1702	4701954	22909653
2029	Other chemical products n.e.c.	74	4863324	312736	-298368	5358	1207198	8142404
20291	Propellant powders/ explosives	28	352252	208196	-11232	767	425113	779921
20292	Gelatine/ glues & prepared adhesives	23	2127664	53065	-315070	2072	356916	5105105
20293 &	Aromatic/odoriferous/distilled waters products							
20298	Matches	10	175493	28991	30294	441	90087	259673
20299	Others n.e.c.	13	2207915	22485	-2360	2078	335083	1997704
203	Man-made fibres	7	543753	6536	5095	176	89754	1260903
2030	Man-made fibres	7	543753	6536	5095	176	89754	1260903
20301	Synthetic or artificial filament tow	3	372242	6214	-7944	114	72812	1028225
20303	Synthetic or artificial filament yarn	4	171511	322	13039	62	16942	232678
21	BASIC PHARMACEUTICAL PRODUCTS	252	35347440	8254140	-1438929	25895	12835937	56193347
210	Pharmaceuticals	252	35347440	8254140	-1438929	25895	12835937	56193347
2100	Pharmaceuticals	252	35347440	8254140	-1438929	25895	12835937	56193347
21001	Medicinal active substances	200	21758027	1916536	414101	21812	10926487	43841677
21003	Medicaments/ homeopathic preparations	40	12990461	6316523	-1884291	3662	1837310	11808100
21009	Other such activities n.e.c.	12	598952	21080	31261	421	72140	543570
22	RUBBER AND PLASTICS PRODUCTS	868	30495217	4881092	-855874	26266	5726829	64830383
221	Rubber products	105	7083805	936279	-1903472	5978	1568085	13065935
2211	Rubber tyres & tubes	16	5791634	904661	-1936394	4067	1196154	10344146
22111	Rubber tyres	14	5783409	904247	-1936394	4043	1190034	10322498
22112	Inner tubes for tyres	2	8225	414		24	6120	21648
2219	Other rubber products	89	1292171	31618	32922	1911	371932	2721789
22191	Other products of rubber	89	1292171	31618	32922	1911	371932	2721789
222	Plastics products	763	23411412	3944814	1047598	20288	4158744	51764448
2220	Plastics products	763	23411412	3944814	1047598	20288	4158744	51764448
22201	Plastic products for packing of goods	370	18896556	3710703	741450	13235	3014692	44697225
22202	Builders' plastics ware	47	668729	6047	85507	944	208552	1629568
22203	Plastic tableware, kitchenware etc	183	1433428	33564	49886	2661	401644	1820572
22209	Other diverse plastic products	163	2412699	194500	170755	3448	533856	3617084

TABLE-2.0 **SUMMARY STATISTICS** **PUNJAB**

2015-16

Value in '000' Rs

Value of production at Producer Price	Census value added at producer prices	Census value added at factor cost	Contribution to GDP at market prices	Contribution to GDP at producer prices	Contribution to GDP at basic prices	Contribution to GDP at factor cost	Industry Code
10	11	12	13	14	15	16	1
1619968	1179632	1179632	584175	567230	567230	567230	18111
6818995	2486209	2479879	2220106	2191348	2195117	2185018	18112
94456	61233	61233	56660	56660	56660	56660	18114
8973190	3248900	3196123	3127797	2885151	2880906	2832374	18115
65136	30402	30390	27858	27515	27515	27503	18119
191218	85563	85563	82358	82358	82358	82358	1812
191218	85563	85563	82358	82358	82358	82358	18121 & 18124
88938018	16813725	8360212	16703111	14577585	13655329	6124073	19
88938018	16813725	8360212	16703111	14577585	13655329	6124073	192
88938018	16813725	8360212	16703111	14577585	13655329	6124073	1920
77112656	12443776	3990343	12329320	10264584	9342328	1811151	19201
11596642	4261506	4261426	4274996	4214206	4214206	4214127	19203
228720	108443	108443	98795	98795	98795	98795	19205 & 19207
396955892	154072998	167450970	150666731	114873316	128541950	128251288	20
259530388	96131487	110020750	93709061	73428706	87396362	87317969	201
91870465	24942686	24748616	28489417	20387195	20195566	20193124	2011
1705488	705890	705890	725444	687542	687542	687542	20111
11148892	4193395	4193368	3719486	3486413	3486413	3486387	20112
25853435	8831699	8825099	9135328	7752925	7747430	7746324	20113
15288	7695	7687	6870	6870	6870	6862	20114
52489362	10943142	10755706	14670634	8227895	8041761	8040459	20115
658000	260866	260866	231654	225551	225551	225551	20119
143751319	66265336	80435838	59673362	48612673	62784878	62783175	2012
143751319	66265336	80435838	59673362	48612673	62784878	62783175	20121 & 20122
23908604	4923465	4836297	5546282	4428838	4415919	4341670	2013
23908604	4923465	4836297	5546282	4428838	4415919	4341670	20131
135764686	57541596	57041876	56558571	41078683	40791177	40578963	202
20011540	7265137	7063865	6877950	6224636	6044156	6023363	2021
20011540	7265137	7063865	6877950	6224636	6044156	6023363	20211
36451587	13578665	13562417	12417871	8769666	8757169	8753418	2022
34522242	13322764	13306516	12201896	8553691	8541194	8537443	20221
147959	31952	31952	19620	19620	19620	19620	20225
1781386	223948	223948	196355	196355	196355	196355	20227
64150406	29689046	29647872	30328798	19732002	19707313	19690829	2023
13051793	3178417	3170045	3282091	2288244	2295421	2279872	20232
2618254	1135318	1103230	1112004	999527	967726	967439	20234
438802	243408	243408	197678	166216	166216	166216	20235
48041556	25131904	25131189	25737024	16278016	16277950	16277302	20236 & 20239
15151152	7008748	6767722	6933953	6352379	6282539	6111353	2029
1924138	1144217	1143243	1372985	1070332	1070332	1069358	20291
9451675	4346571	4225830	4183676	4022004	3962453	3901263	20292
535504	275831	275813	286180	254674	254674	254656	20293 & 20298
3239834	1242130	1122836	1091111	1005369	995080	886075	20299
1660818	399915	388344	399098	365927	354410	354356	203
1660818	399915	388344	399098	365927	354410	354356	2030
1351225	323000	311429	330073	296902	285385	285331	20301
309593	76915	76915	69025	69025	69025	69025	20303
96006489	39813141	39628653	30179617	30083653	30002842	29899165	21
96006489	39813141	39628653	30179617	30083653	30002842	29899165	210
96006489	39813141	39628653	30179617	30083653	30002842	29899165	2100
76150692	32309015	32145303	25702277	25606368	25527047	25442656	21001
19106343	7298244	7277891	4281244	4281244	4279798	4260891	21003
749453	205883	205459	196097	196042	195998	195618	21009
91297207	26466823	26120430	30045821	24783827	24600407	24437433	22
18406540	5340605	5331033	7155145	4821288	4820368	4811716	221
13948215	3604068	3603363	5417619	3167706	3167157	3167000	2211
13909896	3587397	3586742	5403392	3153479	3152930	3152823	22111
38319	16671	16621	14227	14227	14227	14177	22112
4458325	1736536	1727671	1737526	1653581	1653211	1644716	2219
4458325	1736536	1727671	1737526	1653581	1653211	1644716	22191
72890667	21126218	20789396	22890676	19962539	19780038	19625717	222
72890667	21126218	20789396	22890676	19962539	19780038	19625717	2220
62062694	17365470	17005634	19284861	16458552	16223524	16098717	22201
2370732	741164	738563	697271	687726	685321	685125	22202
3160727	1340155	1318778	1270446	1257347	1252109	1235970	22203
5296513	1679430	1726421	1638098	1558914	1619085	1605906	22209

TABLE-2.0 **SUMMARY STATISTICS** **PUNJAB**

2015-16

Value in '000' Rs

Industry Code	Industry Major Groups & Industries	No. of establishments	Value of fixed assets at the end of the year	Additions / altrations made during the year (GFCF)	Changes in stocks	Average daily persons engaged (No.)	Employment cost	Industrial cost
1	2	3	4	5	6	7	8	9
23	OTHER NON-METALLIC MINERAL PRODUCTS	10055	259019080	14258995	-1301907	365109	58373407	198009555
231	Glass & glass products	56	11340456	1199251	631067	3946	3854465	15044460
2310	Glass & glass products	56	11340456	1199251	631067	3946	3854465	15044460
23101	Flat glass/ glass paving blocks	20	10442944	1004388	495072	2866	3573345	13382767
23102	Glass mirror/ bottle/ drinking glass	10	471385	158500	87839	473	170968	830115
23103	Pharmaceutical glassware etc.	4	110081	11857		130	23345	104376
23109	Others glass products n.e.c.	22	316045	24506	48156	477	86806	727202
239	Non-metallic mineral products n.e.c.	9999	247678625	13059743	-1932973	361163	54518942	182965095
2391	Refractory products	4	9657	9	-11664	91	12907	54608
23912	Manufacture of refractory ceramic goods	4	9657	9	-11664	91	12907	54608
2392	Clay building materials	9193	86680980	5723998	711361	334121	39770008	106871542
23922	Non-refractory clay building materials	9156	86454709	5723717	818387	333489	39683283	106333717
23923	Ceramic sanitary fixtures	37	226271	281	-107026	632	86725	537825
2393	Other porcelain & ceramic products	165	5586595	31122	-195659	5056	1065268	5374507
23931	Ceramic tableware & domestic articles	158	4401652	13705	-122739	4460	779965	4841052
23932	Electrical fittings of ceramics etc.	2	1122600	17418	-66551	495	270668	511284
23939	Other porcelain & ceramic products	5	62342		-6368	101	14635	22172
2394	Cement, lime & plaster	22	148410857	6485623	-2575955	11710	12076161	61802730
23941	Clinkers & hydraulic cement	9	148373412	6485623	-2577727	11527	12049568	61701782
23943	Plasters of calcined gypsum/ sulphate	13	37445		1772	183	26593	100948
2395	Articles of concrete, cement & plaster	321	5375879	647055	209252	6454	1087936	5868392
23951	Precast concrete, cement or stone	241	4951925	551849	215639	5048	901787	5378376
23959	Other articles of concrete or cement	80	423954	95206	-6387	1406	186149	490016
2396	Cutting, shaping & finishing of stone	280	1499739	164245	-104236	3447	457403	2684859
23961	Cutting, shaping & finishing of stone	280	1499739	164245	-104236	3447	457403	2684859
2399	Other non-metallic mineral products	14	114918	7691	33928	284	49259	308456
23991	Millstones/abrasive products and polishing	6	62063	2535		78	13044	43750
23993	Mineral insulating materials	2	1850		-1760	20	2400	4352
23995 &	Articles of asphalt etc							
23999	Manufacture of other such products n.e.c.	6	51005	5156	35688	186	33815	260354
24	BASIC METALS	714	39498292	4625874	6487824	19545	5076654	125186998
241	Basic iron & steel	454	35120072	4383763	6059116	15430	4299804	117652280
2410	Basic iron & steel	454	35120072	4383763	6059116	15430	4299804	117652280
24102 &	Pig iron/spiegeleisen/ferro-alloys & ferrous products							
24104	Remelting of scrap ingot of iron/ steel	64	3279069	332594	713712	2324	450542	13908473
24106	Hot/cold-rolled products of steel	303	24841681	3620772	2603133	10208	3049554	88636076
24108	Welded tubes & pipes of steel	73	6588702	430397	2733294	2670	761964	14665558
24109	Others n.e.c.	14	410620		8976	228	37744	442172
242	Basic precious & non-ferrous metals	92	2505137	158444	524293	1856	404206	4963908
2420	Basic precious & non-ferrous metals	92	2505137	158444	524293	1856	404206	4963908
24202	Aluminium & alloys	48	1682894	158093	483383	1039	230514	3295983
24203	Lead, zinc, tin & alloys from ores	4	4734	154	986	53	8566	12404
24205 &	Copper alloys							
24206	Chrome, manganese, nickel & alloys etc	40	817509	196	39924	764	165126	1655520
243	Casting of metals	168	1873082	83667	-95586	2259	372644	2570811
2431	Casting of iron & steel	158	1838707	83667	-95586	2146	358211	2500819
24311	Casting of iron	124	1520550	36921	-74170	1699	284628	1906101
24312	Casting of steel	34	318157	46746	-21415	447	73583	594718
2432	Casting of non-ferrous metals	10	34375			113	14432	69992
24324	Casting of precious metal castings	10	34375			113	14432	69992
25	FABRICATED METAL PRODUCTS	1642	28024970	1869321	-1088405	28414	4914317	45451220
251	Structural metal products etc	396	16042260	770988	-1010384	7313	1457984	16389349
2511	Structural metal products	354	14868337	595446	-1021182	6258	1201513	14840533
25111	Metal framework/ skeleton etc	26	10457543	89240	-1103526	1378	354558	7119099
25112	Metal door, window, shutter, gates etc	279	3226660	484794	67217	3682	610672	4256981
25119	Others n.e.c.	49	1184134	21412	15127	1198	236284	3464453
2512	Tanks, reservoirs & containers of metal	35	655097	83288	2945	722	145386	1078608
25121	Reservoirs, tanks & containers of metal	6	20949			159	34296	176035
25122	Metal containers for gas	27	631630	83288	2945	540	106375	896454
25123	Central heating boilers & radiators	2	2519			23	4715	6118
2513	Steam generators	7	518825	92254	7853	333	111085	470209
25131 &	Steam/ vapour generator, condenser etc							
25132	Parts for marine or power boilers/ nuclear reactors e	7	518825	92254	7853	333	111085	470209
252	Weapons & ammunition	3	510344	308582	-70704	382	274088	1702693
2520	Weapons & ammunition	3	510344	308582	-70704	382	274088	1702693
25201 &	Heavy weapons							
25202	Small arms	3	510344	308582	-70704	382	274088	1702693
259	Other fabricated metal products	1243	11472366	789751	-7317	20719	3182245	27359177
2592	Treatment & coating of metals	5	32736		8	67	9077	20810
25921 &	Plating, anodizing, s&blasting etc.							
25922	Colouring/engraving, non-metallic coating metals	5	32736		8	67	9077	20810
2593	Cutlery, h& tools & general hardware	439	4451832	395225	-271590	8021	1192833	10257885
25931	Cutlery	245	1486719	11372	-180214	3710	544747	1743536

TABLE-2.0 **SUMMARY STATISTICS** **PUNJAB**

2015-16

Value in '000' Rs

Value of production at Producer Price	Census value added at producer prices	Census value added at factor cost	Contribution to GDP at market prices	Contribution to GDP at producer prices	Contribution to GDP at basic prices	Contribution to GDP at factor cost	Industry Code
10	11	12	13	14	15	16	1
419307829	221298274	215234701	236618234	208406375	202978383	202342803	23
25389303	10344843	10314511	10935884	8499567	8488977	8469236	231
25389303	10344843	10314511	10935884	8499567	8488977	8469236	2310
22799837	9417070	9399257	9979889	7693924	7686761	7676111	23101
1196258	366143	366077	422120	276434	276434	276368	23102
199584	95208	95208	90960	90960	90960	90960	23103
1193623	466421	453969	442915	438249	434822	425797	23109
393918526	210953432	204920190	225682350	199906808	194489406	193873567	239
75174	20566	20474	19734	19734	19734	19642	2391
75174	20566	20474	19734	19734	19734	19642	23912
226541482	119669940	119418008	115443365	115031299	115299976	114779368	2392
225674911	119341194	119091474	115126265	114725072	114995768	114475353	23922
866571	328746	326534	317100	306227	304207	304015	23923
9372043	3997536	3987940	3993585	3797998	3796224	3788402	2393
8269011	3427960	3418429	3317555	3294780	3293007	3285250	23931
1034033	522750	522750	645659	472846	472846	472846	23932
68998	46826	46760	30371	30371	30371	30305	23939
143614561	81811831	76149563	101070884	75978800	70316533	70316533	2394
143454047	81752265	76090024	101018883	75927810	70265569	70265569	23941
160514	59567	59539	52001	50991	50964	50964	23943
9036606	3168214	3124628	3002438	2944009	2935925	2900423	2395
8129605	2751229	2708276	2616712	2558282	2550199	2515330	23951
907001	416984	416352	385726	385726	385726	385093	23959
4700411	2015552	1962034	1892217	1882485	1871336	1828967	2396
4700411	2015552	1962034	1892217	1882485	1871336	1828967	23961
578250	269794	257543	260127	252483	249678	240232	2399
67100	23350	23350	18449	18449	18449	18449	23991
10819	6467	6452	5860	5860	5860	5845	23993
500331	239977	227741	235818	228174	225369	215938	23995 & 23999
171729551	46542553	45910158	47168579	42627321	42307493	41994926	24
159081317	41429037	40896345	41864702	37704038	37426444	37171347	241
159081317	41429037	40896345	41864702	37704038	37426444	37171347	2410
19382905	5474432	5435177	5675334	5145523	5131521	5106269	24102 & 24104
118099308	29463232	29068471	28872257	26766025	26589597	26371265	24106
20829852	6164294	6071765	6996655	5472034	5390582	5379505	24108
769252	327080	320932	320456	320456	314744	314308	24109
7868553	2904646	2833299	3190453	2810440	2768254	2739093	242
7868553	2904646	2833299	3190453	2810440	2768254	2739093	2420
5089007	1793024	1725500	2087251	1708288	1666103	1640764	24202
24656	12252	12247	12227	11611	11611	11606	24203
2754890	1099370	1095552	1090976	1090541	1090541	1086723	24205 & 24206
4779681	2208870	2180513	2113424	2112843	2112794	2084486	243
4672392	2171573	2143269	2078025	2077444	2077396	2049140	2431
3597877	1691776	1664760	1612632	1612051	1612002	1585035	24311
1074515	479797	478508	465393	465393	465393	464105	24312
107289	37297	37245	35398	35398	35398	35346	2432
107289	37297	37245	35398	35398	35398	35346	24324
73418939	27967719	27774521	27309301	26538008	26495166	26344809	25
26390561	10001212	9854915	9857633	9321476	9246203	9175179	251
24008179	9167646	9036789	9078189	8594265	8531421	8463408	2511
11380011	4260912	4253365	4312008	3872779	3868827	3865233	25111
7035564	2778583	2681550	2672273	2662692	2598801	2565659	25112
5592605	2128152	2101874	2093909	2058794	2063793	2032516	25119
1646798	568190	567874	490362	490362	490362	490045	2512
318002	141966	141951	137788	137788	137788	137773	25121
1313800	417346	417045	344846	344846	344846	344545	25122
14996	8878	8878	7728	7728	7728	7728	25123
735584	265375	250251	289082	236849	224420	221725	2513
735584	265375	250251	289082	236849	224420	221725	25131 & 25132
2542297	839604	839604	824403	824403	824403	824403	252
2542297	839604	839604	824403	824403	824403	824403	2520
2542297	839604	839604	824403	824403	824403	824403	25201 & 25202
44486081	17126904	17080002	16627265	16392129	16424560	16345227	259
37232	16422	16399	14157	14157	14157	14134	2592
37232	16422	16399	14157	14157	14157	14134	25921 & 25922
18345459	8087574	8077791	7952016	7926251	7926024	7916468	2593
3406660	1663124	1654858	1565872	1541433	1541153	1533168	25931

TABLE-2.0 **SUMMARY STATISTICS** **PUNJAB**

2015-16

Value in '000' Rs

Industry Code	Industry Major Groups & Industries	No. of establishments	Value of fixed assets at the end of the year	Additions / altrations made during the year (GFCF)	Changes in stocks	Average daily persons engaged (No.)	Employment cost	Industrial cost
1	2	3	4	5	6	7	8	9
25932	Knives, h& tools, saw blades etc	123	2099557	381289	-54820	3302	502120	7881848
25933	Padlocks, locks, keys, hinges etc	57	670767	1998	-25230	799	116275	519068
25934	Other tools of such nature n.e.c.	14	194790	567	-11325	210	29692	113434
2599	Other fabricated metal products n.e.c.	799	6987798	394526	264265	12631	1980335	17080482
25991	Cans, drums, buckets, boxes, tins etc	76	1246851	91528	144620	1256	205982	1789627
25992	Uninsulated or insulated metal cable	4	5353	335	-669	92	20073	125580
25993	Nails, bolts, screws, nuts, chains etc.	118	832379	73557	-14069	1493	212688	1927885
25994	Metal household articles	304	2241396	103965	86517	4478	643651	6393943
25995	Metal goods for office use	48	455869	12518	45152	1265	214908	952853
25996	Safes, strongboxes, armoured doors etc.	85	367132	4985	-75550	976	134807	706015
25997	Various metal articles	100	1256705	31958	16115	1932	362189	3484310
25999	Others n.e.c.	64	582113	75680	62150	1139	186037	1700270
26	COMPUTER, ELECTRONIC AND OPTICAL PRODUCTS	27	1679574	50347	291443	2474	829708	4840326
261	Electronic components & boards	7	433998	13347	33778	584	117874	824088
2610	Electronic components & boards	7	433998	13347	33778	584	117874	824088
26101	Capacitors, resistors, microprocessors	7	433998	13347	33778	584	117874	824088
263	Communication equipment	4	24627		-1759	43	5817	9622
2630	Communication equipment	4	24627		-1759	43	5817	9622
26303	Cable television equipment, antenna etc	4	24627		-1759	43	5817	9622
264	Consumer electronics	5	675750	29170	91224	1184	521825	3341456
2640	Consumer electronics	5	675750	29170	91224	1184	521825	3341456
26402	Televisions, monitors & displays	2	336193	29170	91224	428	373199	3060288
26409	Others n.e.c.	3	339557			756	148626	281168
265	Measuring equipment; watches/ clocks	11	545199	7830	168200	663	184192	665161
2651	Measuring, navigating/ control equipment	7	497840	7830	167247	601	172910	621015
26514	Measuring & control equipment	2	8348	138	720	42	8064	55510
26519	Manufacture of others n.e.c.	5	489492	7692	166527	559	164846	565505
2652	Watches & clocks	4	47359		953	62	11282	44146
26521	Watches & clocks	4	47359		953	62	11282	44146
27	ELECTRICAL EQUIPMENT	634	42356452	6776604	1206620	27234	7163195	60794250
271	Electric motor, generator, transformer	115	24356972	2341409	851147	12629	3817484	28659581
2710	Electric motors, generators, transformers etc.	115	24356972	2341409	851147	12629	3817484	28659581
27101	Electric transformers	19	19599500	2004814	702744	7747	2592173	21223850
27102	Electric motors/ power generators etc	15	76446	5228	-1746	341	120381	859485
27103 &	Electric power distribution panel etc.							
27104	Switchboard apparatus, fuses, switches	52	4139206	321215	357163	4072	1033552	6148721
27109	Others n.e.c.	29	541819	10152	-207013	469	71378	427525
272	Batteries & accumulators	11	501859	106032	-33922	708	255869	2353848
2720	Batteries & accumulators	11	501859	106032	-33922	708	255869	2353848
27203	Lead acid/ lithium/ dry/ wet batteries	11	501859	106032	-33922	708	255869	2353848
273	Wiring & wiring devices	80	6592331	1029539	830801	2787	1290258	18876425
2731 &	Fibre optic cables							
2732	Other electric wires & cables	80	6592331	1029539	830801	2787	1290258	18876425
27310 &	Fibre optic cable for data transmission etc.							
27320	Insulated wire & cable	80	6592331	1029539	830801	2787	1290258	18876425
274	Electric lighting equipment	35	293782	10184	-239237	782	117311	1051198
2740	Electric lighting equipment	35	293782	10184	-239237	782	117311	1051198
27401	Lamps, bulbs, ch&eliers,lanterns etc.	6	188804	10184	-240747	393	73030	979325
27409	Others n.e.c.	29	104978		1510	389	44281	71873
275	Domestic appliances	375	10095231	3285852	-217009	10083	1643008	9689424
2750	Domestic appliances	375	10095231	3285852	-217009	10083	1643008	9689424
27501	Domestic electric appliances	326	9632218	3269909	-198018	8697	1424899	9087869
27502	Domestic electrothermic appliances	6	144181	7070	4430	634	96816	150424
27503	Domestic non-electric cooking equipment	43	318832	8873	-23422	752	121293	451131
279	Other electrical equipment	18	516277	3589	14840	245	39265	163775
2790	Other electrical equipment	18	516277	3589	14840	245	39265	163775
27901	Battery chargers & electrical bells etc	4	155649	1500	1200	67	12040	96510
27909	Others n.e.c.	14	360628	2089	13640	178	27225	67265
28	MACHINERY AND EQUIPMENT N.E.C.	770	37668298	8326339	127418	19749	6006859	51345800
281	General-purpose machinery	303	27237548	7558643	-102596	9376	2964125	17439604
2811	Engines & turbines	5	36450		13124	52	7726	30680
28112	Turbines & parts etc	5	36450		13124	52	7726	30680
2813	Other pumps, compressors, taps & valves	147	10038573	116595	59160	2963	1139324	5862717
28131	Air or vacuum pumps/ compressors	2	8644301	7537	-154618	560	146009	1346168
28132	Pumps for liquids	97	1033796	101874	209012	1769	903256	4102050
28133	Pumps for engines/ motor vehicle pumps	10	86343	1711	1925	128	18575	103931
28134	Industrial taps/ valves & h& pump etc	38	274132	5473	2841	506	71484	310569
2814 &	Bearings, gears, gearing etc							
2815	Ovens, furnaces & furnace burners	7	53636		-5450	119	15910	68824
28143 &	Gears, pulleys & transmission chain etc							
28151	Electrical & other furnaces, ovens,burners etc.	7	53636		-5450	119	15910	68824
2816	Lifting & h&ling equipment	39	205903	32982	-2621	443	47825	847820
28161	Lifting, h&ling, loading machinery	39	205903	32982	-2621	443	47825	847820
2819	Other general-purpose machinery	105	16902987	7409067	-166809	5799	1753340	10629562

TABLE-2.0 **SUMMARY STATISTICS** **PUNJAB**

2015-16

Value in '000' Rs

Value of production at Producer Price	Census value added at producer prices	Census value added at factor cost	Contribution to GDP at market prices	Contribution to GDP at producer prices	Contribution to GDP at basic prices	Contribution to GDP at factor cost	Industry Code
10	11	12	13	14	15	16	1
13767732	5885885	5885543	5869577	5868910	5868944	5868569	25932
949743	430675	429521	411089	410570	410601	409417	25933
221324	107891	107869	105479	105337	105327	105315	25934
26103390	9022908	8985812	8661091	8451720	8484379	8414625	2599
3080300	1290674	1267890	1237979	1235431	1235258	1212647	25991
143144	17564	17564	14385	14385	14385	14385	25992
3048307	1120422	1111692	1165855	1040203	1040203	1031472	25993
9530955	3137012	3154990	3080811	3025584	3050247	3043562	25994
1596892	644039	642504	551922	550918	550918	549383	25995
1208415	502400	520067	472379	471723	490016	489390	25996
4968448	1484138	1455093	1386456	1363354	1362729	1334309	25997
2526929	826659	816013	751304	750122	740623	739476	25999
7280353	2440026	2333698	2702522	2214877	2138736	2108549	26
1222829	398741	301366	442614	366730	290588	269355	261
1222829	398741	301366	442614	366730	290588	269355	2610
1222829	398741	301366	442614	366730	290588	269355	26101
15720	6098	6049	5885	5885	5885	5836	263
15720	6098	6049	5885	5885	5885	5836	2630
15720	6098	6049	5885	5885	5885	5836	26303
4757536	1416080	1416080	1694000	1282512	1282512	1282512	264
4757536	1416080	1416080	1694000	1282512	1282512	1282512	2640
3985451	925163	925163	1206460	794972	794972	794972	26402
772085	490917	490917	487540	487540	487540	487540	26409
1284267	619106	610201	560023	559751	559751	550846	265
1205327	584312	584312	526148	525929	525929	525929	2651
107400	51890	51890	51333	51114	51114	51114	26514
1097927	532422	532422	474815	474815	474815	474815	26519
78940	34794	25889	33875	33822	33822	24917	2652
78940	34794	25889	33875	33822	33822	24917	26521
91143180	30348930	30072090	31895124	22860006	22660384	22583166	27
45629775	16970193	16898478	18500296	13089183	13032993	13017468	271
45629775	16970193	16898478	18500296	13089183	13032993	13017468	2710
34367242	13143391	13137282	13876250	9716232	9716232	9710123	27101
1454902	595417	590601	463429	458755	454592	453939	27102
9205464	3056743	2996048	4027866	2781498	2729489	2720803	27103 & 27104
602167	174642	174547	132751	132698	132680	132603	27109
3248157	894309	876363	1166746	813396	813417	795449	272
3248157	894309	876363	1166746	813396	813417	795449	2720
3248157	894309	876363	1166746	813396	813417	795449	27203
23653978	4777553	4667049	6907498	4126428	4017869	4015923	273
23653978	4777553	4667049	6907498	4126428	4017869	4015923	2731 & 2732
23653978	4777553	4667049	6907498	4126428	4017869	4015923	27310 & 27320
1518080	466882	465749	485692	452532	452394	451399	274
1518080	466882	465749	485692	452532	452394	451399	2740
1363171	383846	383841	405809	374786	374786	374781	27401
154909	83036	81908	79883	77746	77608	76618	27409
16791531	7102107	7027534	4704408	4250897	4216251	4176324	275
16791531	7102107	7027534	4704408	4250897	4216251	4176324	2750
15695357	6607488	6534640	4239704	3786427	3751781	3713579	27501
281200	130776	130776	124711	124711	124711	124711	27502
814974	363844	362118	339993	339759	339759	338033	27503
301660	137885	136919	130484	127569	127460	126603	279
301660	137885	136919	130484	127569	127460	126603	2790
167500	70990	70990	64085	64085	64085	64085	27901
134160	66895	65929	66399	63484	63375	62518	27909
76970570	25624769	25465336	24421639	20859581	20834365	20700148	28
28363099	10923496	10884265	8085732	7384077	7365691	7344846	281
55286	24606	24358	23487	23239	23239	22991	2811
55286	24606	24358	23487	23239	23239	22991	28112
10634783	4772066	4769965	3611299	2947086	2946670	2944985	2813
2212596	866428	866428	548391	548391	548391	548391	28131
7698023	3595973	3594069	2777166	2112953	2112537	2111048	28132
211040	107109	107046	105069	105069	105069	105006	28133
513124	202555	202422	180673	180673	180673	180540	28134
97929	29105	29035	28297	28297	28297	28227	2814 & 2815
97929	29105	29035	28297	28297	28297	28227	28143 & 28151
1383846	536026	535304	510808	510487	510488	509765	2816
1383846	536026	535304	510808	510487	510488	509765	28161
16191254	5561692	5525603	3911842	3874967	3856997	3838878	2819

TABLE-2.0 **SUMMARY STATISTICS** **PUNJAB**

2015-16

Value in '000' Rs

Industry Code	Industry Major Groups & Industries	No. of establishments	Value of fixed assets at the end of the year	Additions / altrations made during the year (GFCF)	Changes in stocks	Average daily persons engaged (No.)	Employment cost	Industrial cost
1	2	3	4	5	6	7	8	9
28191	Industrial freezing equipment etc.	20	810959	42722	-39921	995	274777	4846587
28192	Weighing, packing & wrapping machinery	18	143033	1115	1173	225	32589	128398
28193	Filtering or purifying machinery	15	164760	347	-851	207	37787	149407
28198	Parts for general-purpose machinery	11	236537		132	160	30854	54902
28199	Others n.e.c.	41	15547698	7364883	-127342	4212	1377332	5450269
282	Special-purpose machinery	467	10430750	767696	230014	10373	3042734	33906197
2821	Agricultural & forestry machinery	339	7112243	717581	168471	6593	2466044	30057010
28211	Tractors	11	1282851	389499	226305	1279	1624174	23046519
28213	Agricultural trailers or semi-trailers	28	379254	67532	-7352	404	52371	311518
28214	Soil preparation, planting machinery	47	332791	8976	-32595	556	79458	522834
28215	Harvesting or threshing machinery	55	624058	17548	-8286	710	99789	481719
28216 &	Milking machines							
28217	Spraying machinery	2	9185		1500	23	2940	4970
28219	Diverse agricultural machinery	196	4484104	234026	-11101	3621	607313	5689451
2822	Metal-forming machinery & machine tools	30	409031	6763	-4471	385	57274	264240
28222	Tools for grinding, drilling, boring	15	305388		-5485	192	29784	188508
28223	Stamping or pressing machine tools	8	31895	6630	-2834	95	11104	37674
28224	Hydraulic presse/ forging machine etc.	5	18943		-1263	52	7493	18760
28227	Parts/ accessories for machine tools	2	52805	133	5111	46	8893	19298
2824	Mining/ quarrying/ construction machinery	12	71243		107450	233	43009	289321
28242	Boring, cutting & tunnelling machinery	2	460		-110	22	2376	11134
28243	Machinery for treating minerals	8	44830		100759	178	30628	154314
28245 &	Manufacture of earth-moving machinery							
28246	Pile drivers/ mortar spreaders etc.	2	25953		6801	33	10005	123873
2825	Food, beverage & tobacco machinery	28	351287	35294	-35990	1189	203794	1965925
28253	Grain milling machinery	10	25611		-62982	194	26075	356895
28256	Machinery for extractionof animal/vegetable fats/oil	2	32197		-120	23	2968	14483
28259	Food processing machinery	16	293479	35294	27112	972	174751	1594547
2826	Textile, apparel & leather machinery	55	2445570	6824	-3587	1938	266901	1292747
28261	Textile machinery	27	1819074	5872	-1161	1471	204384	1105043
28262	Equipment for textile machinery	4	135871		-1267	57	6667	21892
28266	Sewing machines	24	490625	952	-1159	410	55850	165812
2829	Other special-purpose machinery	3	41375	1234	-1860	35	5712	36954
28291 &	Machinery for paper pulp,paperboard product etc							
28292 &	Rubber & plastic products machinery							
28299	Others n.e.c.	3	41375	1234	-1860	35	5712	36954
29	MOTOR VEHICLES, TRAILERS AND SEMI	541	16407542	1126556	186983	17610	5226978	56444751
291	Motor vehicles	10	2983374	121515	107707	1718	1533964	33507171
2910	Motor vehicles	10	2983374	121515	107707	1718	1533964	33507171
29101 &	Passenger cars, commercial busses etc.							
29102	Motor vehicle engines, chassis etc.	7	2895620	121515	73564	1483	1482868	32929007
29103	Other motor vehicles	3	87754		34143	235	51096	578164
292	Motor vehicle bodies, trailers etc	114	580471	10704	-29805	1396	190340	866782
2920	Motor bodies, trailers & semi-trailers	114	580471	10704	-29805	1396	190340	866782
29201	Bodies for motor vehicles	13	3948		-33774	178	21862	72158
29202	Trailers & semi-trailers	101	576523	10704	3970	1218	168478	794624
293	Parts & accessories for motor vehicles	417	12843697	994337	109081	14496	3502673	22070798
2930	Parts & accessories for motor vehicles	417	12843697	994337	109081	14496	3502673	22070798
29301	Parts & accessories for motor vehicles	417	12843697	994337	109081	14496	3502673	22070798
30	OTHER TRANSPORT EQUIPMENT	157	11300966	1273029	3477969	7798	3842781	58846629
309	Transport equipment n.e.c.	157	11300966	1273029	3477969	7798	3842781	58846629
3091	Motorcycles	146	11207376	1256785	3511466	7603	3814052	58158152
30911	Motorcycles, engines for motorcycles	21	8664548	1094918	3661744	4250	3217003	53999761
30912	Parts & accessories for motorcycles.	125	2542828	161867	-150279	3353	597049	4158391
3092	Bicycles & invalid carriages	11	93590	16244	-33497	195	28729	688478
30921 &	Non-motorized bicycles & parts etc.							
30922	Invalid/baby carriages, their parts/accessories, etc.	11	93590	16244	-33497	195	28729	688478
31	FURNITURE	1061	12636197	942731	-5871469	15399	4442244	21656021
310	Furniture	1061	12636197	942731	-5871469	15399	4442244	21656021
3100	Furniture	1061	12636197	942731	-5871469	15399	4442244	21656021
31001	Furniture & fixtures.	469	8360972	729554	-5772958	7136	3348273	16423109
31003	manufacture of office furniture	8	9807	25	-30	188	20860	144464
31004	Furniture for kitchen bedrooms etc.	582	4158706	213152	-119481	8005	1060206	4991148
31005	Laboratory benches/ laboratory furniture	2	106712		21000	70	12905	97300
32	OTHER MANUFACTURING	1367	26902235	1772550	-1728651	55997	11267368	47280980
321	Jewellery, bijouterie etc	28	159949	25	-417354	1232	353783	1277400
3211	Jewellery & related articles	26	153842	25	-417354	1207	350033	1273357
32113 &	Jewellery, goldsmiths' articles.							
32114	Metal watchs, watch straps & cigarette cases etc.	26	153842	25	-417354	1207	350033	1273357
3212	Imitation jewellery & related articles	2	6107			25	3750	4043
32121	Costume or imitation jewellery.	2	6107			25	3750	4043
322	Musical instruments	10	87960		1318	169	27031	53963

TABLE-2.0 **SUMMARY STATISTICS** **PUNJAB**

2015-16

Value in '000' Rs

Value of production at Producer Price	Census value added at producer prices	Census value added at factor cost	Contribution to GDP at market prices	Contribution to GDP at producer prices	Contribution to GDP at basic prices	Contribution to GDP at factor cost	Industry Code
10	11	12	13	14	15	16	1
6273414	1426827	1405204	790327	770310	765918	748688	28191
219612	91214	90929	102215	89632	89611	89347	28192
305484	156077	155994	144932	144932	144921	144849	28193
190787	135885	135810	119184	119184	119184	119109	28198
9201959	3751690	3737665	2755186	2750910	2737364	2736886	28199
48607471	14701274	14581072	16335906	13475505	13468674	13355302	282
42476279	12419268	12370359	14142974	11411535	11406438	11362625	2821
31264445	8217926	8217926	10080140	7400439	7400439	7400439	28211
531126	219608	201929	211973	211942	211895	194262	28213
851939	329105	326404	303710	302550	300088	299849	28214
819814	338095	334148	319177	318827	316315	314880	28215
13225	8255	8255	8133	8133	8133	8133	28216 & 28217
8995730	3306279	3281697	3219840	3169644	3169567	3145062	28219
443787	179547	177490	166012	164478	162817	162421	2822
312610	124102	123997	112866	112866	112866	112761	28222
70914	33240	32973	30771	30771	30771	30504	28223
24613	5854	5829	5507	5507	5507	5482	28224
35650	16352	14691	16868	15335	13674	13674	28227
516163	226842	224233	206615	206615	206562	204006	2824
21043	9909	9909	9317	9317	9317	9317	28242
326044	171730	168852	152825	152825	152492	149947	28243
169076	45203	45472	44473	44473	44753	44742	28245 & 28246
3157958	1192034	1167214	1194611	1067212	1067325	1042393	2825
463291	106397	105714	107719	104937	105050	104255	28253
19810	5327	5117	4647	4647	4647	4437	28256
2674857	1080310	1056383	1082245	957628	957628	933701	28259
1947534	654787	612980	598660	598628	598496	556821	2826
1657136	552093	510735	504371	504371	504371	463012	28261
31162	9270	9120	8390	8390	8324	8240	28262
259236	93424	93125	85899	85868	85801	85569	28266
65750	28796	28796	27036	27036	27036	27036	2829
65750	28796	28796	27036	27036	27036	27036	28291 & 28292 & 28299
78348678	21903927	21339652	27743199	19326496	18820328	18762221	29
43130132	9622961	9611234	14983407	8082461	8070858	8070734	291
43130132	9622961	9611234	14983407	8082461	8070858	8070734	2910
42260981	9331974	9320247	14745594	7844648	7833045	7832921	29101 & 29102
869151	290987	290987	237813	237813	237813	237813	29103
1568786	702004	705958	669533	669020	687933	672975	292
1568786	702004	705958	669533	669020	687933	672975	2920
142993	70835	67959	70191	70191	67453	67316	29201
1425793	631169	637999	599342	598829	620480	605659	29202
33649760	11578962	11022459	12090259	10575015	10061537	10018512	293
33649760	11578962	11022459	12090259	10575015	10061537	10018512	2930
33649760	11578962	11022459	12090259	10575015	10061537	10018512	29301
79156634	20310005	19768376	23865703	15524338	15199681	14982710	30
79156634	20310005	19768376	23865703	15524338	15199681	14982710	309
78227911	20069759	19528198	23631925	15291213	14966556	14749653	3091
71754722	17754961	17221734	21340253	13146634	12822858	12613407	30911
6473189	2314798	2306464	2291672	2144579	2143698	2136245	30912
928723	240246	240178	233778	233125	233125	233058	3092
928723	240246	240178	233778	233125	233125	233058	30921 & 30922
39468801	17812780	17715050	17209633	16839155	16840729	16741425	31
39468801	17812780	17715050	17209633	16839155	16840729	16741425	310
39468801	17812780	17715050	17209633	16839155	16840729	16741425	3100
29975537	13552428	13474610	13345102	13002650	13006332	12924832	31001
224206	79742	79688	92382	75066	75040	75012	31003
9123708	4132560	4113052	3720249	3716039	3714307	3696531	31004
145350	48050	47700	51900	45400	45050	45050	31005
87447966	40166987	40017231	36885687	36398467	36296873	36248711	32
2108747	831347	831117	815529	815339	815287	815109	321
2100712	827354	827124	811536	811347	811294	811116	3211
2100712	827354	827124	811536	811347	811294	811116	32113 & 32114
8036	3993	3993	3993	3993	3993	3993	3212
8036	3993	3993	3993	3993	3993	3993	32121
115094	61131	61118	56504	55846	55872	55833	322

TABLE-2.0 **SUMMARY STATISTICS** **PUNJAB**

2015-16

Value in '000' Rs

Industry Code	Industry Major Groups & Industries	No. of establishments	Value of fixed assets at the end of the year	Additions / altrations made during the year (GFCF)	Changes in stocks	Average daily persons engaged (No.)	Employment cost	Industrial cost
1	2	3	4	5	6	7	8	9
3220	Musical instruments	10	87960		1318	169	27031	53963
32201 &	Stringed instruments, harmoniums etc.							
32202	Musical instruments & parts.	10	87960		1318	169	27031	53963
323	Sports goods	382	14277266	1227913	-752925	28590	6514001	22905807
3230	Sports goods	382	14277266	1227913	-752925	28590	6514001	22905807
32301	Foot balls.	120	5592070	961197	-324331	14124	3564908	8902446
32302	Rackets, bats.	31	240922	126	-13597	773	140107	615529
32309	Other sports articles/ equipment etc.	231	8444274	266590	-414997	13693	2808986	13387832
324	Games & toys	12	85804	8129		284	47165	212381
3240	Games & toys	12	85804	8129		284	47165	212381
32401	Dolls, toy animals etc.	12	85804	8129		284	47165	212381
325	Medical & dental instruments & supplies	895	10991367	270943	-546402	24485	4058342	20291260
3250	Medical & dental instruments & supplies	895	10991367	270943	-546402	24485	4058342	20291260
32501	Surgical drapes/ sterile string etc	22	2451190			3395	594804	6817160
32505	Surgical, dental/ veterinary furniture.	6	85839		2475	84	13383	42521
32506	Dental instruments/ orthopaedic devices	46	336668	2893	-119178	1055	179339	570936
32509	Others n.e.c.	821	8117670	268051	-429699	19951	3270815	12860643
329	Other manufacturing n.e.c.	40	1299888	265540	-13288	1237	267047	2540168
3290	Other manufacturing n.e.c.	40	1299888	265540	-13288	1237	267047	2540168
32902	Brooms & brushes.	22	279440	54806	-30478	421	62830	693059
32903	Pens, pencils & stamps etc.	6	671815	197175		520	148799	1581999
32909	Others n.e.c.	12	348633	13559	17190	296	55418	265111

TABLE-2.0 **SUMMARY STATISTICS** **PUNJAB**

2015-16

Value in '000' Rs

Value of production at Producer Price	Census value added at producer prices	Census value added at factor cost	Contribution to GDP at market prices	Contribution to GDP at producer prices	Contribution to GDP at basic prices	Contribution to GDP at factor cost	Industry Code
10	11	12	13	14	15	16	1
115094	61131	61118	56504	55846	55872	55833	3220
115094	61131	61118	56504	55846	55872	55833	32201 & 32202
42426730	19520924	19509672	17782688	17502832	17505381	17491580	323
42426730	19520924	19509672	17782688	17502832	17505381	17491580	3230
18971101	10068655	10086615	9458621	9244758	9266360	9262718	32301
1236339	620809	619903	576520	573481	572699	572574	32302
22219291	8831459	8803153	7747547	7684593	7666323	7656288	32309
342755	130373	130373	118603	118603	118603	118603	324
342755	130373	130373	118603	118603	118603	118603	3240
342755	130373	130373	118603	118603	118603	118603	32401
37790978	17499718	17383684	16062885	15863318	15776487	15747284	325
37790978	17499718	17383684	16062885	15863318	15776487	15747284	3250
11316667	4499507	4499507	4499507	4499507	4499507	4499507	32501
75112	32591	32580	30559	30310	30310	30299	32505
1101807	530871	527802	498637	497796	495364	494727	32506
25297393	12436749	12323796	11034182	10835705	10751305	10722752	32509
4663662	2123493	2101267	2049477	2042528	2025243	2020302	329
4663662	2123493	2101267	2049477	2042528	2025243	2020302	3290
1143576	450517	442152	410946	406731	402926	398366	32902
3034640	1452641	1438815	1427324	1424589	1411109	1410762	32903
485446	220334	220299	211208	211208	211208	211173	32909

TABLE - 3.0 A **EMPLOYMENT AND EMPLOYMENT COST (ALL EMPLOYEES)** **PUNJAB**

2015-16

Value in '000' Rs

Industry Code	Major Groups & Industries	No. of establishments	Average daily employment			Employment cost during the year			
			Total	Male	Female	Total	Wages and salaries	Other cash payment	Payments in kind
1	2	3	4	5	6	7	8	9	10
C	**ALL INDUSTIRES**	**32256**	**1495627**	**1441557**	**54070**	**418414315**	**406199894**	**11687805**	**526617**
10	FOOD PRODUCTS	3385	140346	138817	1528	51736830	50448627	1239918	48285
101	Processing & preserving of meat	14	2878	2873	5	1012128	998836	13292	
1010	Processing & preserving of meat	14	2878	2873	5	1012128	998836	13292	
10102	Fresh, chilled or frozen meat	5	181	181		32473	32473		
10104 &	Meat products								
10107	Processing of animal offal	9	2697	2692	5	979656	966364	13292	
103	Processing of fruit/ vegetables	15	835	817	19	434060	433819	242	
1030	Processing/ preserving of fruit/ vegetables	15	835	817	19	434060	433819	242	
10302	Preserving of fruit, nuts or vegetables	6	236	236		35730	35730		
10304	Fruit or vegetable juices.	3	133	133		47136	46895	242	
10305	Jams, jellies & marmalades	6	466	448	19	351194	351194		
104	Vegetable & animal oils/ fats	504	15945	15917	28	3460806	3261664	194822	4320
1040	Vegetable & animal oils & fats	504	15945	15917	28	3460806	3261664	194822	4320
10401	Crude / refined vegetable oils	317	12227	12224	3	3056596	2859804	192472	4320
10405	Cotton linters.	74	1954	1946	8	212986	210636	2350	
10406	Oilcakes & others	113	1764	1747	17	191225	191225		
105	Dairy products	82	11415	11366	49	18783656	18342083	441574	
1050	Dairy products	82	11415	11366	49	18783656	18342083	441574	
10501	fresh liquid milk & milk-based drinks	18	9281	9252	29	17247571	16805997	441574	
10504	Butter/ cheese etc.	17	1026	1007	18	229844	229844		
10506	Ice cream & other edible ice.	43	1056	1055	1	1298389	1298389		
10509	Others n.e.c.	4	52	52		7853	7853		
106	Grain mill products, starches etc	1807	39606	39482	124	6004838	5956754	42278	5805
1061	Grain mill products	1805	39574	39461	113	5998982	5950898	42278	5805
10611	Grain milling.	664	13969	13958	11	2513655	2491029	18359	4268
10612	Rice milling.	1075	24496	24422	74	3234320	3209659	23143	1518
10613	Vegetable milling	64	881	858	23	141491	140694	777	20
10614	Cereal breakfast foods	2	228	224	4	109516	109516		
1062	Starches & starch products	2	32	20	12	5856	5856		
10623	Glucose/ glucose syrup etc	2	32	20	12	5856	5856		
107	Other food products	834	56319	55024	1295	17745458	17222484	484814	38160
1071	Bakery products	647	15175	14256	919	3181889	3169494	10084	2310
10711	Bread & rolls	40	2197	2133	65	317704	317208	496	
10712	Pastry, cakes, pies etc.	91	1799	1797	2	520238	520238		
10713	Rusks, biscuits & bakery products	272	7848	7121	727	1779803	1773268	6456	78
10719	Others n.e.c.	244	3331	3205	126	564144	558780	3132	2232
1072	Sugar	43	33486	33481	6	13156786	12669249	456902	30634
10721	Sugar & sugar substitutes	43	33486	33481	6	13156786	12669249	456902	30634
1073	Chocolate & sugar confectionery	48	1913	1885	28	354844	333076	17053	4716
10732	Chocolate & sugar confectionery	45	1884	1856	28	350574	328806	17053	4716
10733	Chewing gum	3	29	29		4270	4270		
1074	Macaroni, noodles, pasta etc.	16	312	296	16	84859	84800	59	
10741	Pastas/ macaroni etc	16	312	296	16	84859	84800	59	
1079	Other food products n.e.c.	80	5432	5107	325	967081	965865	716	500
10792	Blending of tea & mate	3	262	262		97945	97445		500
10796	Spices, sauces & condiments	11	176	134	43	24014	24014		
10798	Processing of salt	20	279	271	8	51580	50864	716	
10799	Others n.e.c.	46	4715	4440	274	793542	793542		
108	Prepared animal feeds	129	13348	13339	9	4295883	4232987	62896	
1080	Prepared animal feeds	129	13348	13339	9	4295883	4232987	62896	
10802	Prepared feeds for farm animals	129	13348	13339	9	4295883	4232987	62896	
11	BEVERAGES	73	16777	16621	156	13506734	12674137	820880	11717
110	Beverages	73	16777	16621	156	13506734	12674137	820880	11717
1104	Soft drinks, mineral waters etc	73	16777	16621	156	13506734	12674137	820880	11717
11041	Non-alcoholic beverages	22	4364	4321	43	1427886	1427886		
11042	Natural mineral waters/ bottled waters	29	2965	2925	40	627830	627830		
11043	Soft drinks like lemonade, cola etc.	22	9448	9375	73	11451018	10618421	820880	11717
12	TOBACCO PRODUCTS	8	1281	1180	100	4568943	3515922	879454	173567
120	Tobacco products	8	1281	1180	100	4568943	3515922	879454	173567
1200	Tobacco products	8	1281	1180	100	4568943	3515922	879454	173567
12001	Tobacco products & substitutes etc.	6	1241	1160	80	4564247	3511226	879454	173567
12009	Others n.e.c.	2	40	20	20	4696	4696		
13	TEXTILES	5967	457123	452051	5072	125732805	123046884	2578769	107151
131	Spinning, weaving, finishing of textile	4510	419454	415518	3935	116371682	113789958	2486446	95279
1311	Spinning of textile fibres	579	219599	216719	2880	62712720	61804237	860392	48090
13112	Spinning of yarn or thread	579	219599	216719	2880	62712720	61804237	860392	48090
1312	Weaving of textiles	3607	170144	169367	777	46892557	45378287	1492197	22073
13121	Broad woven fabrics	3522	164705	164042	663	45677254	44179454	1475729	22071
13122	Other broad woven fabrics etc.	2	2106	2106		533765	528646	5117	2

TABLE - 3.0 A **EMPLOYMENT AND EMPLOYMENT COST (ALL EMPLOYEES)** **PUNJAB**

2015-16

Value in '000' Rs

Industry Code	Major Groups & Industries	No. of establishments	Average daily employment			Employment cost during the year			
			Total	Male	Female	Total	Wages and salaries	Other cash payment	Payments in kind
1	2	3	4	5	6	7	8	9	10
13129	Others n.e.c.	83	3333	3219	114	681538	670187	11351	
1313	Finishing of textiles	324	29711	29432	279	6766405	6607434	133856	25116
13131	Bleaching & dyeing of fabrics	324	29711	29432	279	6766405	6607434	133856	25116
139	Other textiles	1457	37670	36533	1136	9361122	9256926	92324	11872
1392	Made-up textile articles	271	15375	14516	860	5349575	5263827	76480	9268
13921	Madeup articles of any textile material	212	10451	9771	680	3187496	3175916	2373	9207
13922	Made-up furnishing articles	47	4616	4442	175	2121056	2046948	74107	
13929	Others n.e.c.	12	308	303	5	41024	40963		61
1393	Carpets & rugs	67	1872	1848	23	428740	424552	3354	835
13930	Floor coverings like carpets, rugs etc.	67	1872	1848	23	428740	424552	3354	835
1394	Cordage, rope, twine & netting	18	1101	1101		152101	152101		
13941	Twine, cordage, rope etc.	18	1101	1101		152101	152101		
1399	Other textiles n.e.c.	1101	19322	19069	253	3430706	3416447	12489	1770
13991	Labels/ badges etc.	45	607	603	4	128730	128585	66	79
13992	Tulles/ laces & other net fabrics	1023	16819	16570	249	2970942	2958373	10879	1691
13999	Others n.e.c.	33	1895	1895		331034	329489	1545	
14	WEARING APPAREL	1713	160722	155491	5231	39795600	38911302	830042	54256
141	Wearing apparel	1582	136346	132014	4332	35138878	34256991	827701	54186
1410	Wearing apparel	1582	136346	132014	4332	35138878	34256991	827701	54186
14101	Wearing apparel of leather	157	10576	10453	122	2326438	2310096	14347	1995
14102	Outerwear/ work wear	757	101805	98750	3055	28247495	27399299	798431	49765
14103	Underwear/ nightwear	161	8528	7985	543	1885557	1882463	2979	114
14104	Babies' garments/ tracksuits etc.	20	3153	3135	18	599471	599471		
14105 &	Other clothing accessories								
14109	Others n.e.c.	487	12285	11691	594	2079917	2065662	11944	2312
143	Knitted & crocheted apparel	131	24375	23477	899	4656721	4654311	2340	70
1430	Knitted & crocheted apparel	131	24375	23477	899	4656721	4654311	2340	70
14301	Knitted or crocheted wearing apparel	30	4249	4249		691176	691117	59	
14302	Hosiery, socks, tights & pantyhose etc	101	20126	19228	899	3965546	3963194	2281	70
15	LEATHER PRODUCTS	998	46934	45583	1350	14516694	13976917	536270	3508
151	Tanning of leather & leather products	294	13526	12843	683	3496475	3192039	302673	1763
1511	Tanning & dressing of leather	258	7082	7033	48	1463034	1455062	6208	1763
15111	Tanning/ dressing of hides & skins	253	7036	6987	48	1455990	1448018	6208	1763
15119	Others n.e.c.	5	46	46		7044	7044		
1512	Luggage, h&bags, saddlery etc.	36	6444	5809	635	2033442	1736977	296465	
15121	Luggage, h&bags etc.	26	5919	5284	635	1768736	1472271	296465	
15122	Articles of leather etc.	10	525	525		264706	264706		
152	Footwear	704	33408	32740	668	11020219	10784878	233597	1744
1520	Footwear	704	33408	32740	668	11020219	10784878	233597	1744
15201	Footwear	698	33273	32614	658	11000663	10765322	233597	1744
15202	Leather parts of footwear etc.	6	135	126	9	19556	19556		
16	WOOD AND WOOD PRODUCTS	596	7655	7645	10	1241503	1238676	1940	887
161	Sawmilling & planning of wood	142	1617	1617		235835	235282	553	
1610	Sawmilling & planning of wood	142	1617	1617		235835	235282	553	
16101	Sawing & planning of wood	142	1617	1617		235835	235282	553	
162	Products of wood, cork, straw etc.	454	6038	6028	10	1005668	1003394	1387	887
1621	Veneer sheets & wood-based panels	47	1327	1317	10	223268	222118	1150	
16211	Manufacture of veneer sheets	6	103	102	1	16442	16442		
16212	Plywood/ veneer panel/ laminated sheets	35	1003	1000	3	155427	154277	1150	
16213	Particle board/ densified wood etc.	6	221	215	6	51399	51399		
1622	Builders' carpentry & joinery	120	1421	1421		272814	272779	11	23
16221	Wooden goods of construction industry	120	1421	1421		272814	272779	11	23
1623	Wooden containers	180	2169	2169		332286	331195	226	865
16231	Packing boxes, crates, drums of wood	180	2169	2169		332286	331195	226	865
1629	Other wood products	107	1122	1122		177301	177301		
16291	Wood products	107	1122	1122		177301	177301		
17	PAPER AND PAPER PRODUCTS	530	20025	19848	177	5050535	4923307	126297	931
170	Paper & paper products	530	20025	19848	177	5050535	4923307	126297	931
1701	Pulp, paper & paperboard	195	6783	6762	21	2111479	2007449	103961	68
17013	Paper & paperboard	192	6690	6669	21	2085255	1981225	103961	68
17019	Others n.e.c.	3	93	93		26224	26224		
1702	Corrugated paper/ paperboard & containers	316	12176	12026	150	2743280	2720081	22336	863
17021	Corrugated paper/ paperboard containers	309	12003	11859	144	2711063	2691190	19436	437
17022	Sacks, bags & similar articles of paper	7	172	167	6	32217	28891	2900	426
1709	Other articles of paper & paperboard	19	1067	1060	7	195776	195776		
17091	Personal hygiene paper product	8	517	517		103097	103097		
17099	Others n.e.c.	11	550	543	7	92679	92679		
18	PRINTING/REPRODUCTION OF RECORDED MEDIA	270	6848	6796	52	1706383	1694134	4522	7727
181	Printing	270	6848	6796	52	1706383	1694134	4522	7727
1811	Printing	267	6811	6759	52	1697399	1685150	4522	7727

TABLE - 3.0 A **EMPLOYMENT AND EMPLOYMENT COST (ALL EMPLOYEES)** **PUNJAB**

2015-16

Value in '000' Rs

Industry Code	Major Groups & Industries	No. of establishments	Average daily employment			Employment cost during the year			
			Total	Male	Female	Total	Wages and salaries	Other cash payment	Payments in kind
1	2	3	4	5	6	7	8	9	10
18111	Printing of newspapers/ magazines	2	781	781		530834	527684	225	2925
18112	Printing of books, brochures, maps etc	126	2795	2785	10	507839	501168	2590	4081
18114	Printing of diaries & calendars etc	8	147	147		13623	13623		
18115	Printing on textile, glass, metal, wood	126	3038	2996	42	635517	633089	1708	720
18119	Other printing n.e.c.	5	50	50		9586	9586		
1812	Service related to printing	3	37	37		8984	8984		
18121 &	Binding of printed sheets								
18124	Preparation of plates & dies	3	37	37		8984	8984		
19	COKE AND REFINED PETROLEUM PRODUCTS	34	1952	1952		1559469	1553450	5223	796
192	Refined petroleum products	34	1952	1952		1559469	1553450	5223	796
1920	Refined petroleum products	34	1952	1952		1559469	1553450	5223	796
19201	Production of motor fuel/ kerosene etc.	3	857	857		1270400	1265109	4551	740
19203	Oil-based lubricating oils or greases	24	736	736		205993	205265	672	56
19205 &	White spirit, vaseline, paraffin wax								
19207	Blending of bio fuels	7	359	359		83076	83076		
20	CHEMICALS AND CHEMICAL PRODUCTS	594	42730	42138	591	33292542	31800740	1457978	33825
201	Basic chemicals, fertilizers etc.	237	23269	23086	183	22201332	20942077	1235307	23948
2011	Basic chemicals	107	11864	11797	67	6101545	5451020	627490	23035
20111	Inorganic industrial/ medical gases	12	738	738		126567	126567		
20112	Dyes & pigments in basic form	28	2027	1993	33	965013	948876	16138	
20113	Manufacture of inorganic acids & bases	26	4574	4565	9	2359944	2208957	127952	23035
20114	Chemical elements & other inorganic compounds	2	23	23		2844	2844		
20115	Basic organic chemicals	28	4333	4311	22	2612988	2129588	483401	
20119	Others n.e.c.	11	168	165	4	34189	34189		
2012	Fertilizers & nitrogen compounds	16	8194	8171	23	15058868	14462877	595852	138
20121 &	Fertilizers								
20122	Nitrogen products	16	8194	8171	23	15058868	14462877	595852	138
2013	Plastics & synthetic rubber	114	3212	3119	93	1040919	1028180	11964	775
20131	Plastics in primary forms	114	3212	3119	93	1040919	1028180	11964	775
202	Other chemical products	350	19288	18907	381	11001457	10775016	222671	3770
2021	Pesticides/ agrochemical products etc	50	3561	3493	68	980403	980403		
20211	Insecticides/ fungicides/ herbicides	50	3561	3493	68	980403	980403		
2022	Paints, varnishes & printing ink etc.	96	5202	5192	10	3216087	3121595	92824	1667
20221	Paints & varnishes etc	88	4877	4867	10	3149554	3055063	92824	1667
20225	Caulking compounds etc	2	53	53		6418	6418		
20227	Printing ink	6	272	272		60115	60115		
2023	Soap, perfumes & toilet preparations	130	5344	5131	213	5597769	5507217	90552	
20232	Soap	87	2849	2844	5	716415	635978	80437	
20234	Detergent, dish-washing preparation etc	7	659	655	4	125975	116394	9580	
20235	Cleaning & polishing products	10	156	156		53425	52980	445	
20236 &	Perfumes & toilet preparations								
20239	Others n.e.c.	26	1679	1476	203	4701954	4701864	90	
2029	Other chemical products n.e.c.	74	5181	5090	90	1207198	1165801	39295	2103
20291	Propellant powders/ explosives	28	736	701	35	425113	386657	38456	
20292	Gelatine/ glues & prepared adhesives	23	2011	1997	14	356916	356916		
20293 &	Aromatic/odoriferous/distilled waters products								
20298	Matches	10	436	395	41	90087	89798	103	186
20299	Others n.e.c.	13	1997	1997		335083	332430	736	1917
203	Man-made fibres	7	173	146	27	89754	83647		6107
2030	Man-made fibres	7	173	146	27	89754	83647		6107
20301	Synthetic or artificial filament tow	3	111	111		72812	72812		
20303	Synthetic or artificial filament yarn	4	62	35	27	16942	10835		6107
21	BASIC PHARMACEUTICAL PRODUCTS	252	25791	23287	2505	12835937	12560405	265753	9778
210	Pharmaceuticals	252	25791	23287	2505	12835937	12560405	265753	9778
2100	Pharmaceuticals	252	25791	23287	2505	12835937	12560405	265753	9778
21001	Medicinal active substances	200	21748	19479	2269	10926487	10774051	143629	8807
21003	Medicaments/ homeopathic preparations	40	3637	3462	175	1837310	1714903	121711	697
21009	Other such activities n.e.c.	12	406	345	61	72140	71452	413	275
22	RUBBER AND PLASTICS PRODUCTS	868	25255	24882	373	5726829	5502943	217563	6323
221	Rubber products	105	5851	5822	29	1568085	1551581	16259	246
2211	Rubber tyres & tubes	16	4063	4061	1	1196154	1187434	8720	
22111	Rubber tyres	14	4039	4037	1	1190034	1181314	8720	
22112	Inner tubes for tyres	2	24	24		6120	6120		
2219	Other rubber products	89	1788	1760	28	371932	364147	7539	246
22191	Other products of rubber	89	1788	1760	28	371932	364147	7539	246
222	Plastics products	763	19404	19060	344	4158744	3951362	201304	6077
2220	Plastics products	763	19404	19060	344	4158744	3951362	201304	6077
22201	Plastic products for packing of goods	370	12830	12689	140	3014692	2808409	200616	5667
22202	Builders' plastics ware	47	918	888	30	208552	208552		
22203	Plastic tableware, kitchenware etc	183	2447	2415	32	401644	400860	412	372
22209	Other diverse plastic products	163	3209	3068	141	533856	533541	277	38

TABLE - 3.0 A **EMPLOYMENT AND EMPLOYMENT COST (ALL EMPLOYEES)** **PUNJAB**

2015-16

Value in '000' Rs

Industry Code	Major Groups & Industries	No. of establishments	Average daily employment			Employment cost during the year			
			Total	Male	Female	Total	Wages and salaries	Other cash payment	Payments in kind
1	2	3	4	5	6	7	8	9	10
23	OTHER NON-METALLIC MINERAL PRODUCTS	10055	358187	325373	32814	58373407	56669139	1689604	14663
231	Glass & glass products	56	3917	3880	37	3854465	3667183	187281	
2310	Glass & glass products	56	3917	3880	37	3854465	3667183	187281	
23101	Flat glass/ glass paving blocks	20	2863	2853	10	3573345	3387122	186223	
23102	Glass mirror/ bottle/ drinking glass	10	465	465		170968	169910	1058	
23103	Pharmaceutical glassware etc.	4	130	130		23345	23345		
23109	Others glass products n.e.c.	22	459	432	27	86806	86806		
239	Non-metallic mineral products n.e.c.	9999	354270	321492	32777	54518942	53001956	1502323	14663
2391	Refractory products	4	89	89		12907	12907		
23912	Manufacture of refractory ceramic goods	4	89	89		12907	12907		
2392	Clay building materials	9193	328082	295312	32770	39770008	39600519	155398	14090
23922	Non-refractory clay building materials	9156	327492	294722	32770	39683283	39513919	155398	13966
23923	Ceramic sanitary fixtures	37	591	591		86725	86601		124
2393	Other porcelain & ceramic products	165	4996	4989	7	1065268	1057440	7396	432
23931	Ceramic tableware & domestic articles	158	4403	4396	7	779965	772137	7396	432
23932	Electrical fittings of ceramics etc.	2	495	495		270668	270668		
23939	Other porcelain & ceramic products	5	98	98		14635	14635		
2394	Cement, lime & plaster	22	11684	11684		12076161	10737855	1338306	
23941	Clinkers & hydraulic cement	9	11527	11527		12049568	10711262	1338306	
23943	Plasters of calcined gypsum/ sulphate	13	158	158		26593	26593		
2395	Articles of concrete, cement & plaster	321	6119	6119		1087936	1086961	915	60
23951	Precast concrete, cement or stone	241	4799	4799		901787	900812	915	60
23959	Other articles of concrete or cement	80	1321	1321		186149	186149		
2396	Cutting, shaping & finishing of stone	280	3025	3025		457403	457014	308	82
23961	Cutting, shaping & finishing of stone	280	3025	3025		457403	457014	308	82
2399	Other non-metallic mineral products	14	273	273		49259	49259		
23991	Millstones/abrasive products and polishing	6	76	76		13044	13044		
23993	Mineral insulating materials	2	16	16		2400	2400		
23995 &	Articles of asphalt etc								
23999	Manufacture of other such products n.e.c.	6	181	181		33815	33815		
24	BASIC METALS	714	18697	18645	52	5076654	5012895	60854	2906
241	Basic iron & steel	454	14948	14916	32	4299804	4239478	57727	2599
2410	Basic iron & steel	454	14948	14916	32	4299804	4239478	57727	2599
24102 &	Pig iron/spiegeleisen/ferro-alloys & ferrous products								
24104	Remelting of scrap ingot of iron/ steel	64	2304	2297	7	450542	442654	7458	431
24106	Hot/cold-rolled products of steel	303	9821	9799	22	3049554	3013518	34667	1369
24108	Welded tubes & pipes of steel	73	2626	2623	3	761964	745562	15603	799
24109	Others n.e.c.	14	196	196		37744	37744		
242	Basic precious & non-ferrous metals	92	1735	1717	18	404206	400818	3081	307
2420	Basic precious & non-ferrous metals	92	1735	1717	18	404206	400818	3081	307
24202	Aluminium & alloys	48	1019	1001	18	230514	230465		49
24203	Lead, zinc, tin & alloys from ores	4	46	46		8566	5485	3081	
24205 &	Copper alloys								
24206	Chrome, manganese, nickel & alloys etc	40	670	670		165126	164868		258
243	Casting of metals	168	2015	2013	2	372644	372598	45	
2431	Casting of iron & steel	158	1920	1918	2	358211	358166	45	
24311	Casting of iron	124	1525	1523	2	284628	284583	45	
24312	Casting of steel	34	395	395		73583	73583		
2432	Casting of non-ferrous metals	10	95	95		14432	14432		
24324	Casting of precious metal castings	10	95	95		14432	14432		
25	FABRICATED METAL PRODUCTS	1642	26094	25329	765	4914317	4874281	33073	6962
251	Structural metal products etc	396	6868	6847	21	1457984	1427212	26359	4414
2511	Structural metal products	354	5829	5816	13	1201513	1171786	25313	4414
25111	Metal framework/ skeleton etc	26	1360	1360		354558	334675	19882	
25112	Metal door, window, shutter, gates etc	279	3323	3323		610672	608406	2098	168
25119	Others n.e.c.	49	1145	1132	13	236284	228705	3333	4246
2512	Tanks, reservoirs & containers of metal	35	709	709		145386	144885	502	
25121	Reservoirs, tanks & containers of metal	6	159	159		34296	34296		
25122	Metal containers for gas	27	531	531		106375	105873	502	
25123	Central heating boilers & radiators	2	18	18		4715	4715		
2513	Steam generators	7	331	323	8	111085	110541	544	
25131 &	Steam/ vapour generator, condenser etc								
25132	Parts for marine or power boilers/ nuclear reactors et	7	331	323	8	111085	110541	544	
252	Weapons & ammunition	3	382	372	10	274088	273500	588	
2520	Weapons & ammunition	3	382	372	10	274088	273500	588	
25201 &	Heavy weapons								
25202	Small arms	3	382	372	10	274088	273500	588	
259	Other fabricated metal products	1243	18844	18110	734	3182245	3173569	6127	2549
2592	Treatment & coating of metals	5	61	61		9077	9077		
25921 &	Plating, anodizing, s&blasting etc.								
25922	Colouring/engraving, non-metallic coating metals	5	61	61		9077	9077		
2593	Cutlery, h& tools & general hardware	439	7346	6670	676	1192833	1189917	1824	1093
25931	Cutlery	245	3284	3249	34	544747	543600	1137	9

TABLE - 3.0 A **EMPLOYMENT AND EMPLOYMENT COST (ALL EMPLOYEES)** **PUNJAB**

2015-16

Value in '000' Rs

Industry Code	Major Groups & Industries	No. of establishments	Average daily employment			Employment cost during the year			
			Total	Male	Female	Total	Wages and salaries	Other cash payment	Payments in kind
1	2	3	4	5	6	7	8	9	10
25932	Knives, h& tools, saw blades etc	123	3164	2523	641	502120	500427	634	1058
25933	Padlocks, locks, keys, hinges etc	57	719	719		116275	116213	52	9
25934	Other tools of such nature n.e.c.	14	180	180		29692	29676		16
2599	Other fabricated metal products n.e.c.	799	11437	11378	58	1980335	1974576	4303	1456
25991	Cans, drums, buckets, boxes, tins etc	76	1141	1139	2	205982	205411	11	559
25992	Uninsulated or insulated metal cable	4	84	84		20073	20073		
25993	Nails, bolts, screws, nuts, chains etc.	118	1320	1316	4	212688	212329	121	239
25994	Metal household articles	304	3926	3926		643651	642633	557	460
25995	Metal goods for office use	48	1204	1203	1	214908	212506	2246	156
25996	Safes, strongboxes, armoured doors etc.	85	867	866	1	134807	134196	611	
25997	Various metal articles	100	1851	1801	50	362189	361535	613	42
25999	Others n.e.c.	64	1044	1044		186037	185893	144	
26	COMPUTER, ELECTRONIC AND OPTICAL PRODUCTS	27	2460	2110	350	829708	828549	1159	
261	Electronic components & boards	7	584	239	345	117874	117673	201	
2610	Electronic components & boards	7	584	239	345	117874	117673	201	
26101	Capacitors, resistors, microprocessors	7	584	239	345	117874	117673	201	
263	Communication equipment	4	43	43		5817	5817		
2630	Communication equipment	4	43	43		5817	5817		
26303	Cable television equipment, antenna etc	4	43	43		5817	5817		
264	Consumer electronics	5	1184	1184		521825	521825		
2640	Consumer electronics	5	1184	1184		521825	521825		
26402	Televisions, monitors & displays	2	428	428		373199	373199		
26409	Others n.e.c.	3	756	756		148626	148626		
265	Measuring equipment; watches/ clocks	11	649	644	5	184192	183234	958	
2651	Measuring, navigating/ control equipment	7	594	589	5	172910	171952	958	
26514	Measuring & control equipment	2	40	40		8064	8064		
26519	Manufacture of others n.e.c.	5	554	549	5	164846	163888	958	
2652	Watches & clocks	4	55	55		11282	11282		
26521	Watches & clocks	4	55	55		11282	11282		
27	ELECTRICAL EQUIPMENT	634	26583	26212	371	7163195	6954361	198244	10589
271	Electric motor, generator, transformer	115	12512	12323	189	3817484	3720581	96768	135
2710	Electric motors, generators, transformers etc.	115	12512	12323	189	3817484	3720581	96768	135
27101	Electric transformers	19	7744	7744		2592173	2501547	90626	
27102	Electric motors/ power generators etc	15	333	333		120381	119381	1000	
27103 &	Electric power distribution panel etc.								
27104	Switchboard apparatus, fuses, switches	52	4011	3822	189	1033552	1029039	4431	82
27109	Others n.e.c.	29	424	424		71378	70613	711	53
272	Batteries & accumulators	11	700	700		255869	224430	31438	
2720	Batteries & accumulators	11	700	700		255869	224430	31438	
27203	Lead acid/ lithium/ dry/ wet batteries	11	700	700		255869	224430	31438	
273	Wiring & wiring devices	80	2713	2707	6	1290258	1218574	62574	9110
2731 &	Fibre optic cables								
2732	Other electric wires & cables	80	2713	2707	6	1290258	1218574	62574	9110
27310 &	Fibre optic cable for data transmission etc.								
27320	Insulated wire & cable	80	2713	2707	6	1290258	1218574	62574	9110
274	Electric lighting equipment	35	751	751		117311	117311		
2740	Electric lighting equipment	35	751	751		117311	117311		
27401	Lamps, bulbs, ch&eliers,lanterns etc.	6	383	383		73030	73030		
27409	Others n.e.c.	29	368	368		44281	44281		
275	Domestic appliances	375	9667	9490	177	1643008	1634201	7463	1344
2750	Domestic appliances	375	9667	9490	177	1643008	1634201	7463	1344
27501	Domestic electric appliances	326	8318	8148	170	1424899	1416092	7463	1344
27502	Domestic electrothermic appliances	6	632	626	6	96816	96816		
27503	Domestic non-electric cooking equipment	43	717	715	1	121293	121293		
279	Other electrical equipment	18	240	240		39265	39265		
2790	Other electrical equipment	18	240	240		39265	39265		
27901	Battery chargers & electrical bells etc	4	67	67		12040	12040		
27909	Others n.e.c.	14	173	173		27225	27225		
28	MACHINERY AND EQUIPMENT N.E.C.	770	18412	18367	45	6006859	5846032	158816	2011
281	General-purpose machinery	303	8872	8863	9	2964125	2923594	39923	608
2811	Engines & turbines	5	50	50		7726	7726		
28112	Turbines & parts etc	5	50	50		7726	7726		
2813	Other pumps, compressors, taps & valves	147	2761	2755	6	1139324	1107454	31843	28
28131	Air or vacuum pumps/ compressors	2	560	560		146009	127988	18021	
28132	Pumps for liquids	97	1661	1655	6	903256	889490	13739	28
28133	Pumps for engines/ motor vehicle pumps	10	105	105		18575	18564	11	
28134	Industrial taps/ valves & h& pump etc	38	435	435		71484	71413	71	
2814 &	Bearings, gears, gearing etc								
2815	Ovens, furnaces & furnace burners	7	94	94		15910	15910		
28143 &	Gears, pulleys & transmission chain etc								
28151	Electrical & other furnaces, ovens,burners etc.	7	94	94		15910	15910		
2816	Lifting & h&ling equipment	39	408	408		47825	45825	2000	
28161	Lifting, h&ling, loading machinery	39	408	408		47825	45825	2000	
2819	Other general-purpose machinery	105	5559	5556	3	1753340	1746680	6081	580

TABLE - 3.0 A **EMPLOYMENT AND EMPLOYMENT COST (ALL EMPLOYEES)** **PUNJAB**

2015-16

Value in '000' Rs

Industry Code	Major Groups & Industries	No. of establishments	Average daily employment			Employment cost during the year			
			Total	Male	Female	Total	Wages and salaries	Other cash payment	Payments in kind
1	2	3	4	5	6	7	8	9	10
28191	Industrial freezing equipment etc.	20	980	980		274777	274640	138	
28192	Weighing, packing & wrapping machinery	18	195	195		32589	32459	131	
28193	Filtering or purifying machinery	15	192	189	3	37787	37787		
28198	Parts for general-purpose machinery	11	150	150		30854	30854		
28199	Others n.e.c.	41	4043	4043		1377332	1370940	5812	580
282	Special-purpose machinery	467	9540	9504	36	3042734	2922438	118893	1404
2821	Agricultural & forestry machinery	339	6144	6129	15	2466044	2346174	118642	1228
28211	Tractors	11	1279	1279		1624174	1508736	115439	
28213	Agricultural trailers or semi-trailers	28	365	365		52371	52371		
28214	Soil preparation, planting machinery	47	489	489		79458	79458		
28215	Harvesting or threshing machinery	55	622	622		99789	99789		
28216 &	Milking machines								
28217	Spraying machinery	2	21	21		2940	2940		
28219	Diverse agricultural machinery	196	3368	3353	15	607313	602881	3204	1228
2822	Metal-forming machinery & machine tools	30	350	350		57274	57274		
28222	Tools for grinding, drilling, boring	15	177	177		29784	29784		
28223	Stamping or pressing machine tools	8	75	75		11104	11104		
28224	Hydraulic presse/ forging machine etc.	5	52	52		7493	7493		
28227	Parts/ accessories for machine tools	2	46	46		8893	8893		
2824	Mining/ quarrying/ construction machinery	12	210	210		43009	43009		
28242	Boring, cutting & tunnelling machinery	2	13	13		2376	2376		
28243	Machinery for treating minerals	8	166	166		30628	30628		
28245 &	Manufacture of earth-moving machinery								
28246	Pile drivers/ mortar spreaders etc.	2	31	31		10005	10005		
2825	Food, beverage & tobacco machinery	28	1155	1155		203794	203568	226	
28253	Grain milling machinery	10	183	183		26075	26075		
28256	Machinery for extractionof animal/vegetable fats/oils	2	22	22		2968	2968		
28259	Food processing machinery	16	950	950		174751	174525	226	
2826	Textile, apparel & leather machinery	55	1650	1629	21	266901	266700	24	176
28261	Textile machinery	27	1228	1228		204384	204183	24	176
28262	Equipment for textile machinery	4	51	51		6667	6667		
28266	Sewing machines	24	371	350	21	55850	55850		
2829	Other special-purpose machinery	3	31	31		5712	5712		
28291 &	Machinery for paper pulp,paperboard product etc								
28292 &	Rubber & plastic products machinery								
28299	Others n.e.c.	3	31	31		5712	5712		
29	MOTOR VEHICLES, TRAILERS AND SEMI	541	17049	16850	199	5226978	4672910	542120	11948
291	Motor vehicles	10	1711	1711		1533964	1048189	485775	
2910	Motor vehicles	10	1711	1711		1533964	1048189	485775	
29101 &	Passenger cars, commercial busses etc.								
29102	Motor vehicle engines, chassis etc.	7	1476	1476		1482868	997093	485775	
29103	Other motor vehicles	3	235	235		51096	51096		
292	Motor vehicle bodies, trailers etc	114	1253	1253		190340	190340		
2920	Motor bodies, trailers & semi-trailers	114	1253	1253		190340	190340		
29201	Bodies for motor vehicles	13	141	141		21862	21862		
29202	Trailers & semi-trailers	101	1112	1112		168478	168478		
293	Parts & accessories for motor vehicles	417	14085	13886	199	3502673	3434381	56345	11948
2930	Parts & accessories for motor vehicles	417	14085	13886	199	3502673	3434381	56345	11948
29301	Parts & accessories for motor vehicles	417	14085	13886	199	3502673	3434381	56345	11948
30	OTHER TRANSPORT EQUIPMENT	157	7651	7625	25	3842781	3837944	4653	184
309	Transport equipment n.e.c.	157	7651	7625	25	3842781	3837944	4653	184
3091	Motorcycles	146	7467	7442	25	3814052	3809215	4653	184
30911	Motorcycles, engines for motorcycles	21	4233	4224	9	3217003	3213703	3300	
30912	Parts & accessories for motorcycles.	125	3234	3217	17	597049	595512	1353	184
3092	Bicycles & invalid carriages	11	184	184		28729	28729		
30921 &	Non-motorized bicycles & parts etc.								
30922	Invalid/baby carriages, their parts/accessories, etc.	11	184	184		28729	28729		
31	FURNITURE	1061	14059	13983	75	4442244	4424687	8821	8735
310	Furniture	1061	14059	13983	75	4442244	4424687	8821	8735
3100	Furniture	1061	14059	13983	75	4442244	4424687	8821	8735
31001	Furniture & fixtures.	469	6564	6509	54	3348273	3338637	1889	7746
31003	manufacture of office furniture	8	180	180		20860	20860		
31004	Furniture for kitchen bedrooms etc.	582	7246	7225	21	1060206	1052285	6932	989
31005	Laboratory benches/ laboratory furniture	2	69	69		12905	12905		
32	OTHER MANUFACTURING	1367	52997	50771	2226	11267368	11231652	25852	9864
321	Jewellery, bijouterie etc	28	1171	868	303	353783	353783		
3211	Jewellery & related articles	26	1146	843	303	350033	350033		
32113 &	Jewellery, goldsmiths' articles.								
32114	Metal watchs, watch straps & cigarette cases etc.	26	1146	843	303	350033	350033		
3212	Imitation jewellery & related articles	2	25	25		3750	3750		
32121	Costume or imitation jewellery.	2	25	25		3750	3750		
322	Musical instruments	10	145	145		27031	27031		

TABLE - 3.0 A **EMPLOYMENT AND EMPLOYMENT COST (ALL EMPLOYEES)** **PUNJAB**

2015-16

Value in '000' Rs

Industry Code	Major Groups & Industries	No. of establishments	Average daily employment			Employment cost during the year			
			Total	Male	Female	Total	Wages and salaries	Other cash payment	Payments in kind
1	2	3	4	5	6	7	8	9	10
3220	Musical instruments	10	145	145		27031	27031		
32201 &	Stringed instruments, harmoniums etc.								
32202	Musical instruments & parts.	10	145	145		27031	27031		
323	Sports goods	382	27716	26303	1413	6514001	6491468	20370	2163
3230	Sports goods	382	27716	26303	1413	6514001	6491468	20370	2163
32301	Foot balls.	120	13950	12864	1086	3564908	3564799	97	12
32302	Rackets, bats.	31	720	720		140107	140107		
32309	Other sports articles/ equipment etc.	231	13046	12718	328	2808986	2786562	20273	2150
324	Games & toys	12	273	208	66	47165	47165		
3240	Games & toys	12	273	208	66	47165	47165		
32401	Dolls, toy animals etc.	12	273	208	66	47165	47165		
325	Medical & dental instruments & supplies	895	22496	22096	400	4058342	4047252	3388	7702
3250	Medical & dental instruments & supplies	895	22496	22096	400	4058342	4047252	3388	7702
32501	Surgical drapes/ sterile string etc	22	3395	3395		594804	594804		
32505	Surgical, dental/ veterinary furniture.	6	78	78		13383	13383		
32506	Dental instruments/ orthopaedic devices	46	956	948	8	179339	179339		
32509	Others n.e.c.	821	18066	17674	392	3270815	3259726	3388	7702
329	Other manufacturing n.e.c.	40	1196	1153	44	267047	264953	2094	
3290	Other manufacturing n.e.c.	40	1196	1153	44	267047	264953	2094	
32902	Brooms & brushes.	22	389	386	3	62830	60736	2094	
32903	Pens, pencils & stamps etc.	6	519	478	41	148799	148799		
32909	Others n.e.c.	12	289	289		55418	55418		

TABLE - 3.0 B **AVERAGE DAILY EMPLOYMENT** **PUNJAB**

2015-16

Value in '000' Rs

Industry Code	Industry Major Groups and Industries	No. of establishments	Working proprietors			Contributing family worker		
			Total	Male	Female	Total	Male	Female
1	2	3	4	5	6	7	8	9
C	**ALL INDUSTIRES**	**32256**	**12173**	**11960**	**213**	**21493**	**20857**	**636**
10	FOOD PRODUCTS	3385	984	975	9	1880	1880	
101	Processing & preserving of meat	14	4	2	2	3	3	
1010	Processing & preserving of meat	14	4	2	2	3	3	
10102	Fresh, chilled or frozen meat	5	4	2	2	1	1	
10104 &	Meat products							
10107	Processing of animal offal	9				2	2	
103	Processing of fruit/ vegetables	15	3	3				
1030	Processing/ preserving of fruit/ vegetables	15	3	3				
10302	Preserving of fruit, nuts or vegetables	6						
10304	Fruit or vegetable juices.	3						
10305	Jams, jellies & marmalades	6	3	3				
104	Vegetable & animal oils/ fats	504	74	74		214	214	
1040	Vegetable & animal oils & fats	504	74	74		214	214	
10401	Crude / refined vegetable oils	317	50	50		95	95	
10405	Cotton linters.	74	8	8		36	36	
10406	Oilcakes & others	113	16	16		83	83	
105	Dairy products	82	28	28		67	67	
1050	Dairy products	82	28	28		67	67	
10501	fresh liquid milk & milk-based drinks	18						
10504	Butter/ cheese etc.	17	10	10		30	30	
10506	Ice cream & other edible ice.	43	19	19		28	28	
10509	Others n.e.c.	4				9	9	
106	Grain mill products, starches etc	1807	460	455	4	776	776	
1061	Grain mill products	1805	460	455	4	776	776	
10611	Grain milling.	664	147	145	2	125	125	
10612	Rice milling.	1075	272	270	3	603	603	
10613	Vegetable milling	64	40	40		48	48	
10614	Cereal breakfast foods	2						
1062	Starches & starch products	2						
10623	Glucose/ glucose syrup etc	2						
107	Other food products	834	380	377	3	774	774	
1071	Bakery products	647	284	282	3	604	604	
10711	Bread & rolls	40	13	13		8	8	
10712	Pastry, cakes, pies etc.	91	46	46		102	102	
10713	Rusks, biscuits & bakery products	272	118	118		226	226	
10719	Others n.e.c.	244	107	104	3	268	268	
1072	Sugar	43				5	5	
10721	Sugar & sugar substitutes	43				5	5	
1073	Chocolate & sugar confectionery	48	19	19		30	30	
10732	Chocolate & sugar confectionery	45	17	17		25	25	
10733	Chewing gum	3	2	2		5	5	
1074	Macaroni, noodles, pasta etc.	16	6	6		5	5	
10741	Pastas/ macaroni etc	16	6	6		5	5	
1079	Other food products n.e.c.	80	70	70		130	130	
10792	Blending of tea & mate	3	1	1				
10796	Spices, sauces & condiments	11				2	2	
10798	Processing of salt	20	5	5		15	15	
10799	Others n.e.c.	46	65	65		113	113	
108	Prepared animal feeds	129	35	35		45	45	
1080	Prepared animal feeds	129	35	35		45	45	
10802	Prepared feeds for farm animals	129	35	35		45	45	
11	BEVERAGES	73	27	26	1	89	89	
110	Beverages	73	27	26	1	89	89	
1104	Soft drinks, mineral waters etc	73	27	26	1	89	89	
11041	Non-alcoholic beverages	22	5	5		7	7	
11042	Natural mineral waters/ bottled waters	29	17	17		74	74	
11043	Soft drinks like lemonade, cola etc.	22	5	4	1	8	8	
12	TOBACCO PRODUCTS	8				1	1	
120	Tobacco products	8				1	1	
1200	Tobacco products	8				1	1	
12001	Tobacco products & substitutes etc.	6						
12009	Others n.e.c.	2				1	1	
13	TEXTILES	5967	1943	1925	18	4655	4653	1
131	Spinning, weaving, finishing of textile	4510	1367	1353	14	3461	3460	1
1311	Spinning of textile fibres	579	133	126	7	156	156	
13112	Spinning of yarn or thread	579	133	126	7	156	156	
1312	Weaving of textiles	3607	971	964	7	2996	2995	1
13121	Broad woven fabrics	3522	941	934	7	2914	2913	1
13122	Other broad woven fabrics etc.	2						

TABLE - 3.0 B **AVERAGE DAILY EMPLOYMENT** **PUNJAB**

2015-16

Value in '000' Rs

Industry Code	Industry Major Groups and Industries	No. of establishments	Working proprietors			Contributing family worker		
			Total	Male	Female	Total	Male	Female
1	2	3	4	5	6	7	8	9
13129	Others n.e.c.	83	30	30		82	82	
1313	Finishing of textiles	324	263	263		308	308	
13131	Bleaching & dyeing of fabrics	324	263	263		308	308	
139	Other textiles	1457	577	572	4	1194	1194	
1392	Made-up textile articles	271	158	156	2	375	375	
13921	Madeup articles of any textile material	212	133	132	2	334	334	
13922	Made-up furnishing articles	47	18	18		31	31	
13929	Others n.e.c.	12	6	6		10	10	
1393	Carpets & rugs	67	22	22		31	31	
13930	Floor coverings like carpets, rugs etc.	67	22	22		31	31	
1394	Cordage, rope, twine & netting	18	54	54		40	40	
13941	Twine, cordage, rope etc.	18	54	54		40	40	
1399	Other textiles n.e.c.	1101	343	341	3	748	748	
13991	Labels/ badges etc.	45	23	23		17	17	
13992	Tulles/ laces & other net fabrics	1023	260	258	3	556	556	
13999	Others n.e.c.	33	60	60		175	175	
14	WEARING APPAREL	1713	1556	1554	2	1442	1441	1
141	Wearing apparel	1582	1378	1376	2	1078	1077	1
1410	Wearing apparel	1582	1378	1376	2	1078	1077	1
14101	Wearing apparel of leather	157	222	222		80	80	
14102	Outerwear/ work wear	757	386	384	2	386	385	1
14103	Underwear/ nightwear	161	83	83		164	164	
14104	Babies' garments/ tracksuits etc.	20	292	292		37	37	
14105 &	Other clothing accessories							
14109	Others n.e.c.	487	394	394		412	412	
143	Knitted & crocheted apparel	131	179	179		364	364	
1430	Knitted & crocheted apparel	131	179	179		364	364	
14301	Knitted or crocheted wearing apparel	30	138	138		275	275	
14302	Hosiery, socks, tights & pantyhose etc	101	41	41		89	89	
15	LEATHER PRODUCTS	998	334	334		402	399	2
151	Tanning of leather & leather products	294	167	167		129	129	
1511	Tanning & dressing of leather	258	109	109		87	87	
15111	Tanning/ dressing of hides & skins	253	107	107		85	85	
15119	Others n.e.c.	5	2	2		2	2	
1512	Luggage, h&bags, saddlery etc.	36	58	58		42	42	
15121	Luggage, h&bags etc.	26	52	52		42	42	
15122	Articles of leather etc.	10	6	6				
152	Footwear	704	167	167		272	270	2
1520	Footwear	704	167	167		272	270	2
15201	Footwear	698	164	164		271	269	2
15202	Leather parts of footwear etc.	6	2	2		1	1	
16	WOOD AND WOOD PRODUCTS	596	285	283	2	583	583	
161	Sawmilling & planning of wood	142	96	96		125	125	
1610	Sawmilling & planning of wood	142	96	96		125	125	
16101	Sawing & planning of wood	142	96	96		125	125	
162	Products of wood, cork, straw etc.	454	189	188	2	457	457	
1621	Veneer sheets & wood-based panels	47	18	17	2	17	17	
16211	Manufacture of veneer sheets	6	3	3				
16212	Plywood/ veneer panel/ laminated sheets	35	12	11	2	17	17	
16213	Particle board/ densified wood etc.	6	3	3				
1622	Builders' carpentry & joinery	120	53	53		150	150	
16221	Wooden goods of construction industry	120	53	53		150	150	
1623	Wooden containers	180	51	51		137	137	
16231	Packing boxes, crates, drums of wood	180	51	51		137	137	
1629	Other wood products	107	67	67		153	153	
16291	Wood products	107	67	67		153	153	
17	PAPER AND PAPER PRODUCTS	530	119	118	1	306	306	
170	Paper & paper products	530	119	118	1	306	306	
1701	Pulp, paper & paperboard	195	43	42	1	114	114	
17013	Paper & paperboard	192	43	42	1	114	114	
17019	Others n.e.c.	3						
1702	Corrugated paper/ paperboard & containers	316	72	72		190	190	
17021	Corrugated paper/ paperboard containers	309	71	71		187	187	
17022	Sacks, bags & similar articles of paper	7	1	1		2	2	
1709	Other articles of paper & paperboard	19	3	3		2	2	
17091	Personal hygiene paper product	8				2	2	
17099	Others n.e.c.	11	3	3				
18	PRINTING/REPRODUCTION OF RECORDED MEDIA	270	68	62	6	188	188	
181	Printing	270	68	62	6	188	188	
1811	Printing	267	68	62	6	187	187	

TABLE - 3.0 B **AVERAGE DAILY EMPLOYMENT** **PUNJAB**

2015-16

Value in '000' Rs

Industry Code	Industry Major Groups and Industries	No. of establishments	Working proprietors			Contributing family worker		
			Total	Male	Female	Total	Male	Female
1	2	3	4	5	6	7	8	9
18111	Printing of newspapers/ magazines	2						
18112	Printing of books, brochures, maps etc	126	33	27	6	100	100	
18114	Printing of diaries & calendars etc	8	3	3		13	13	
18115	Printing on textile, glass, metal, wood	126	32	32		64	64	
18119	Other printing n.e.c.	5	1	1		10	10	
1812	Service related to printing	3				1	1	
18121 &	Binding of printed sheets							
18124	Preparation of plates & dies	3				1	1	
19	COKE AND REFINED PETROLEUM PRODUCTS	34	2	2		19	19	
192	Refined petroleum products	34	2	2		19	19	
1920	Refined petroleum products	34	2	2		19	19	
19201	Production of motor fuel/ kerosene etc.	3						
19203	Oil-based lubricating oils or greases	24	2	2		18	18	
19205 &	White spirit, vaseline, paraffin wax							
19207	Blending of bio fuels	7				1	1	
20	CHEMICALS AND CHEMICAL PRODUCTS	594	192	191	1	338	335	2
201	Basic chemicals, fertilizers etc.	237	45	45		96	96	
2011	Basic chemicals	107	20	20		38	38	
20111	Inorganic industrial/ medical gases	12				8	8	
20112	Dyes & pigments in basic form	28	8	8		18	18	
20113	Manufacture of inorganic acids & bases	26						
20114	Chemical elements & other inorganic compounds	2	2	2				
20115	Basic organic chemicals	28				13	13	
20119	Others n.e.c.	11	11	11				
2012	Fertilizers & nitrogen compounds	16	4	4		1	1	
20121 &	Fertilizers							
20122	Nitrogen products	16	4	4		1	1	
2013	Plastics & synthetic rubber	114	21	21		57	57	
20131	Plastics in primary forms	114	21	21		57	57	
202	Other chemical products	350	146	145	1	239	237	2
2021	Pesticides/ agrochemical products etc	50	5	5		5	5	
20211	Insecticides/ fungicides/ herbicides	50	5	5		5	5	
2022	Paints, varnishes & printing ink etc.	96	27	27		35	35	
20221	Paints & varnishes etc	88	27	27		33	33	
20225	Caulking compounds etc	2				2	2	
20227	Printing ink	6						
2023	Soap, perfumes & toilet preparations	130	39	37	1	98	98	
20232	Soap	87	32	30	1	76	76	
20234	Detergent, dish-washing preparation etc	7				2	2	
20235	Cleaning & polishing products	10	4	4				
20236 &	Perfumes & toilet preparations							
20239	Others n.e.c.	26	3	3		19	19	
2029	Other chemical products n.e.c.	74	76	76		102	99	2
20291	Propellant powders/ explosives	28	2	2		28	26	2
20292	Gelatine/ glues & prepared adhesives	23	42	42		19	19	
20293 &	Aromatic/odoriferous/distilled waters products							
20298	Matches	10	1	1		4	4	
20299	Others n.e.c.	13	30	30		50	50	
203	Man-made fibres	7	1	1		2	2	
2030	Man-made fibres	7	1	1		2	2	
20301	Synthetic or artificial filament tow	3	1	1		2	2	
20303	Synthetic or artificial filament yarn	4						
21	BASIC PHARMACEUTICAL PRODUCTS	252	56	54	3	47	47	
210	Pharmaceuticals	252	56	54	3	47	47	
2100	Pharmaceuticals	252	56	54	3	47	47	
21001	Medicinal active substances	200	41	38	3	23	23	
21003	Medicaments/ homeopathic preparations	40	10	10		15	15	
21009	Other such activities n.e.c.	12	6	6		10	10	
22	RUBBER AND PLASTICS PRODUCTS	868	319	319		692	692	
221	Rubber products	105	65	65		62	62	
2211	Rubber tyres & tubes	16	1	1		3	3	
22111	Rubber tyres	14	1	1		3	3	
22112	Inner tubes for tyres	2						
2219	Other rubber products	89	63	63		60	60	
22191	Other products of rubber	89	63	63		60	60	
222	Plastics products	763	254	254		630	630	
2220	Plastics products	763	254	254		630	630	
22201	Plastic products for packing of goods	370	123	123		282	282	
22202	Builders' plastics ware	47	6	6		20	20	
22203	Plastic tableware, kitchenware etc	183	47	47		167	167	
22209	Other diverse plastic products	163	78	78		160	160	

TABLE - 3.0 B **AVERAGE DAILY EMPLOYMENT** **PUNJAB**

2015-16

Value in '000' Rs

Industry Code	Industry Major Groups and Industries	No. of establishments	Working proprietors			Contributing family worker		
			Total	Male	Female	Total	Male	Female
1	2	3	4	5	6	7	8	9
23	OTHER NON-METALLIC MINERAL PRODUCTS	10055	1730	1630	100	5191	4607	584
231	Glass & glass products	56	14	14		15	15	
2310	Glass & glass products	56	14	14		15	15	
23101	Flat glass/ glass paving blocks	20	1	1		1	1	
23102	Glass mirror/ bottle/ drinking glass	10	3	3		5	5	
23103	Pharmaceutical glassware etc.	4						
23109	Others glass products n.e.c.	22	10	10		9	9	
239	Non-metallic mineral products n.e.c.	9999	1716	1616	100	5176	4592	584
2391	Refractory products	4				2	2	
23912	Manufacture of refractory ceramic goods	4				2	2	
2392	Clay building materials	9193	1402	1301	100	4637	4053	584
23922	Non-refractory clay building materials	9156	1378	1278	100	4619	4035	584
23923	Ceramic sanitary fixtures	37	23	23		18	18	
2393	Other porcelain & ceramic products	165	29	29		31	31	
23931	Ceramic tableware & domestic articles	158	29	29		29	29	
23932	Electrical fittings of ceramics etc.	2						
23939	Other porcelain & ceramic products	5				3	3	
2394	Cement, lime & plaster	22	10	10		16	16	
23941	Clinkers & hydraulic cement	9						
23943	Plasters of calcined gypsum/ sulphate	13	10	10		16	16	
2395	Articles of concrete, cement & plaster	321	128	128		207	207	
23951	Precast concrete, cement or stone	241	98	98		152	152	
23959	Other articles of concrete or cement	80	30	30		55	55	
2396	Cutting, shaping & finishing of stone	280	145	145		277	277	
23961	Cutting, shaping & finishing of stone	280	145	145		277	277	
2399	Other non-metallic mineral products	14	4	4		7	7	
23991	Millstones/abrasive products and polishing	6	2	2				
23993	Mineral insulating materials	2				4	4	
23995 &	Articles of asphalt etc							
23999	Manufacture of other such products n.e.c.	6	2	2		3	3	
24	BASIC METALS	714	318	318		529	529	
241	Basic iron & steel	454	208	208		274	274	
2410	Basic iron & steel	454	208	208		274	274	
24102 &	Pig iron/spiegeleisen/ferro-alloys & ferrous products							
24104	Remelting of scrap ingot of iron/ steel	64	6	6		13	13	
24106	Hot/cold-rolled products of steel	303	165	165		222	222	
24108	Welded tubes & pipes of steel	73	21	21		23	23	
24109	Others n.e.c.	14	16	16		16	16	
242	Basic precious & non-ferrous metals	92	46	46		75	75	
2420	Basic precious & non-ferrous metals	92	46	46		75	75	
24202	Aluminium & alloys	48	10	10		10	10	
24203	Lead, zinc, tin & alloys from ores	4	2	2		5	5	
24205 &	Copper alloys							
24206	Chrome, manganese, nickel & alloys etc	40	34	34		60	60	
243	Casting of metals	168	64	64		180	180	
2431	Casting of iron & steel	158	50	50		176	176	
24311	Casting of iron	124	32	32		142	142	
24312	Casting of steel	34	18	18		34	34	
2432	Casting of non-ferrous metals	10	14	14		5	5	
24324	Casting of precious metal castings	10	14	14		5	5	
25	FABRICATED METAL PRODUCTS	1642	810	809	1	1510	1510	
251	Structural metal products etc	396	152	152		293	293	
2511	Structural metal products	354	151	151		279	279	
25111	Metal framework/ skeleton etc	26	8	8		10	10	
25112	Metal door, window, shutter, gates etc	279	123	123		237	237	
25119	Others n.e.c.	49	21	21		32	32	
2512	Tanks, reservoirs & containers of metal	35				13	13	
25121	Reservoirs, tanks & containers of metal	6						
25122	Metal containers for gas	27				9	9	
25123	Central heating boilers & radiators	2				5	5	
2513	Steam generators	7	1	1		1	1	
25131 &	Steam/ vapour generator, condenser etc							
25132	Parts for marine or power boilers/ nuclear reactors et	7	1	1		1	1	
252	Weapons & ammunition	3						
2520	Weapons & ammunition	3						
25201 &	Heavy weapons							
25202	Small arms	3						
259	Other fabricated metal products	1243	658	657	1	1217	1217	
2592	Treatment & coating of metals	5				6	6	
25921 &	Plating, anodizing, s&blasting etc.							
25922	Colouring/engraving, non-metallic coating metals	5				6	6	
2593	Cutlery, h& tools & general hardware	439	262	262		413	413	
25931	Cutlery	245	165	165		261	261	

TABLE - 3.0 B **AVERAGE DAILY EMPLOYMENT** **PUNJAB**

2015-16

Value in '000' Rs

Industry Code	Industry Major Groups and Industries	No. of establishments	Working proprietors			Contributing family worker		
			Total	Male	Female	Total	Male	Female
1	2	3	4	5	6	7	8	9
25932	Knives, h& tools, saw blades etc	123	45	45		93	93	
25933	Padlocks, locks, keys, hinges etc	57	35	35		45	45	
25934	Other tools of such nature n.e.c.	14	17	17		14	14	
2599	Other fabricated metal products n.e.c.	799	396	395	1	798	798	
25991	Cans, drums, buckets, boxes, tins etc	76	54	54		62	62	
25992	Uninsulated or insulated metal cable	4	8	8				
25993	Nails, bolts, screws, nuts, chains etc.	118	67	67		105	105	
25994	Metal household articles	304	171	171		381	381	
25995	Metal goods for office use	48	16	16		45	45	
25996	Safes, strongboxes, armoured doors etc.	85	28	28		80	80	
25997	Various metal articles	100	22	21	1	59	59	
25999	Others n.e.c.	64	29	29		66	66	
26	COMPUTER, ELECTRONIC AND OPTICAL PRODUCTS	27	4	4		11	11	
261	Electronic components & boards	7						
2610	Electronic components & boards	7						
26101	Capacitors, resistors, microprocessors	7						
263	Communication equipment	4						
2630	Communication equipment	4						
26303	Cable television equipment, antenna etc	4						
264	Consumer electronics	5						
2640	Consumer electronics	5						
26402	Televisions, monitors & displays	2						
26409	Others n.e.c.	3						
265	Measuring equipment; watches/ clocks	11	4	4		11	11	
2651	Measuring, navigating/ control equipment	7				7	7	
26514	Measuring & control equipment	2				2	2	
26519	Manufacture of others n.e.c.	5				5	5	
2652	Watches & clocks	4	4	4		4	4	
26521	Watches & clocks	4	4	4		4	4	
27	ELECTRICAL EQUIPMENT	634	250	249	1	401	397	3
271	Electric motor, generator, transformer	115	60	59	1	57	57	
2710	Electric motors, generators, transformers etc.	115	60	59	1	57	57	
27101	Electric transformers	19	3	2	1			
27102	Electric motors/ power generators etc	15	1	1		7	7	
27103 &	Electric power distribution panel etc.							
27104	Switchboard apparatus, fuses, switches	52	30	30		32	32	
27109	Others n.e.c.	29	26	26		18	18	
272	Batteries & accumulators	11	2	2		6	6	
2720	Batteries & accumulators	11	2	2		6	6	
27203	Lead acid/ lithium/ dry/ wet batteries	11	2	2		6	6	
273	Wiring & wiring devices	80	34	34		40	40	
2731 &	Fibre optic cables							
2732	Other electric wires & cables	80	34	34		40	40	
27310 &	Fibre optic cable for data transmission etc.							
27320	Insulated wire & cable	80	34	34		40	40	
274	Electric lighting equipment	35	12	12		19	19	
2740	Electric lighting equipment	35	12	12		19	19	
27401	Lamps, bulbs, ch&eliers,lanterns etc.	6	5	5		5	5	
27409	Others n.e.c.	29	7	7		14	14	
275	Domestic appliances	375	139	139		277	273	3
2750	Domestic appliances	375	139	139		277	273	3
27501	Domestic electric appliances	326	129	129		250	247	3
27502	Domestic electrothermic appliances	6				2	2	
27503	Domestic non-electric cooking equipment	43	11	11		24	24	
279	Other electrical equipment	18	2	2		2	2	
2790	Other electrical equipment	18	2	2		2	2	
27901	Battery chargers & electrical bells etc	4						
27909	Others n.e.c.	14	2	2		2	2	
28	MACHINERY AND EQUIPMENT N.E.C.	770	499	480	20	838	836	1
281	General-purpose machinery	303	145	142	2	359	359	
2811	Engines & turbines	5				2	2	
28112	Turbines & parts etc	5				2	2	
2813	Other pumps, compressors, taps & valves	147	58	55	2	144	144	
28131	Air or vacuum pumps/ compressors	2						
28132	Pumps for liquids	97	45	43	2	63	63	
28133	Pumps for engines/ motor vehicle pumps	10	4	4		19	19	
28134	Industrial taps/ valves & h& pump etc	38	9	9		62	62	
2814 &	Bearings, gears, gearing etc							
2815	Ovens, furnaces & furnace burners	7				25	25	
28143 &	Gears, pulleys & transmission chain etc							
28151	Electrical & other furnaces, ovens,burners etc.	7				25	25	
2816	Lifting & h&ling equipment	39	19	19		16	16	
28161	Lifting, h&ling, loading machinery	39	19	19		16	16	
2819	Other general-purpose machinery	105	68	68		172	172	

TABLE - 3.0 B **AVERAGE DAILY EMPLOYMENT** **PUNJAB**

2015-16

Value in '000' Rs

Industry Code	Industry Major Groups and Industries	No. of establishments	Working proprietors			Contributing family worker		
			Total	Male	Female	Total	Male	Female
1	2	3	4	5	6	7	8	9
28191	Industrial freezing equipment etc.	20	2	2		14	14	
28192	Weighing, packing & wrapping machinery	18	7	7		23	23	
28193	Filtering or purifying machinery	15	8	8		6	6	
28198	Parts for general-purpose machinery	11				10	10	
28199	Others n.e.c.	41	51	51		119	119	
282	Special-purpose machinery	467	355	337	17	478	477	1
2821	Agricultural & forestry machinery	339	187	182	5	261	261	
28211	Tractors	11						
28213	Agricultural trailers or semi-trailers	28	15	15		24	24	
28214	Soil preparation, planting machinery	47	31	31		36	36	
28215	Harvesting or threshing machinery	55	36	32	4	52	52	
28216 &	Milking machines							
28217	Spraying machinery	2				2	2	
28219	Diverse agricultural machinery	196	105	104	1	148	148	
2822	Metal-forming machinery & machine tools	30	7	7		27	27	
28222	Tools for grinding, drilling, boring	15	3	3		11	11	
28223	Stamping or pressing machine tools	8	4	4		16	16	
28224	Hydraulic presse/ forging machine etc.	5						
28227	Parts/ accessories for machine tools	2						
2824	Mining/ quarrying/ construction machinery	12	9	9		14	14	
28242	Boring, cutting & tunnelling machinery	2	7	7		2	2	
28243	Machinery for treating minerals	8	2	2		10	10	
28245 &	Manufacture of earth-moving machinery							
28246	Pile drivers/ mortar spreaders etc.	2				2	2	
2825	Food, beverage & tobacco machinery	28	12	12		23	23	
28253	Grain milling machinery	10	5	5		7	7	
28256	Machinery for extractionof animal/vegetable fats/oils	2				1	1	
28259	Food processing machinery	16	7	7		15	15	
2826	Textile, apparel & leather machinery	55	137	125	12	151	149	1
28261	Textile machinery	27	134	122	12	109	109	
28262	Equipment for textile machinery	4				6	6	
28266	Sewing machines	24	4	4		35	34	1
2829	Other special-purpose machinery	3	2	2		2	2	
28291 &	Machinery for paper pulp,paperboard product etc							
28292 &	Rubber & plastic products machinery							
28299	Others n.e.c.	3	2	2		2	2	
29	MOTOR VEHICLES, TRAILERS AND SEMI	541	208	208		353	353	
291	Motor vehicles	10	5	5		2	2	
2910	Motor vehicles	10	5	5		2	2	
29101 &	Passenger cars, commercial busses etc.							
29102	Motor vehicle engines, chassis etc.	7	5	5		2	2	
29103	Other motor vehicles	3						
292	Motor vehicle bodies, trailers etc	114	61	61		82	82	
2920	Motor bodies, trailers & semi-trailers	114	61	61		82	82	
29201	Bodies for motor vehicles	13	9	9		27	27	
29202	Trailers & semi-trailers	101	52	52		55	55	
293	Parts & accessories for motor vehicles	417	142	142		269	269	
2930	Parts & accessories for motor vehicles	417	142	142		269	269	
29301	Parts & accessories for motor vehicles	417	142	142		269	269	
30	OTHER TRANSPORT EQUIPMENT	157	47	47		100	100	
309	Transport equipment n.e.c.	157	47	47		100	100	
3091	Motorcycles	146	45	45		91	91	
30911	Motorcycles, engines for motorcycles	21				17	17	
30912	Parts & accessories for motorcycles.	125	45	45		74	74	
3092	Bicycles & invalid carriages	11	2	2		9	9	
30921 &	Non-motorized bicycles & parts etc.							
30922	Invalid/baby carriages, their parts/accessories, etc.	11	2	2		9	9	
31	FURNITURE	1061	442	440	2	899	899	
310	Furniture	1061	442	440	2	899	899	
3100	Furniture	1061	442	440	2	899	899	
31001	Furniture & fixtures.	469	205	203	2	368	368	
31003	manufacture of office furniture	8	2	2		6	6	
31004	Furniture for kitchen bedrooms etc.	582	234	234		525	525	
31005	Laboratory benches/ laboratory furniture	2	1	1				
32	OTHER MANUFACTURING	1367	1979	1934	45	1021	980	40
321	Jewellery, bijouterie etc	28	12	12		49	49	
3211	Jewellery & related articles	26	12	12		49	49	
32113 &	Jewellery, goldsmiths' articles.							
32114	Metal watchs, watch straps & cigarette cases etc.	26	12	12		49	49	
3212	Imitation jewellery & related articles	2						
32121	Costume or imitation jewellery.	2						
322	Musical instruments	10	15	15		10	10	

TABLE - 3.0 B **AVERAGE DAILY EMPLOYMENT** **PUNJAB**

2015-16

Value in '000' Rs

Industry Code	Industry Major Groups and Industries	No. of establishments	Working proprietors			Contributing family worker		
			Total	Male	Female	Total	Male	Female
1	2	3	4	5	6	7	8	9
3220	Musical instruments	10	15	15		10	10	
32201 &	Stringed instruments, harmoniums etc.							
32202	Musical instruments & parts.	10	15	15		10	10	
323	Sports goods	382	629	627	2	245	245	
3230	Sports goods	382	629	627	2	245	245	
32301	Foot balls.	120	134	134		40	40	
32302	Rackets, bats.	31	34	34		19	19	
32309	Other sports articles/ equipment etc.	231	461	459	2	186	186	
324	Games & toys	12	3	3		8	8	
3240	Games & toys	12	3	3		8	8	
32401	Dolls, toy animals etc.	12	3	3		8	8	
325	Medical & dental instruments & supplies	895	1312	1269	43	677	636	40
3250	Medical & dental instruments & supplies	895	1312	1269	43	677	636	40
32501	Surgical drapes/ sterile string etc	22						
32505	Surgical, dental/ veterinary furniture.	6	2	2		3	3	
32506	Dental instruments/ orthopaedic devices	46	62	62		37	37	
32509	Others n.e.c.	821	1248	1205	43	637	596	40
329	Other manufacturing n.e.c.	40	9	9		32	32	
3290	Other manufacturing n.e.c.	40	9	9		32	32	
32902	Brooms & brushes.	22	9	9		23	23	
32903	Pens, pencils & stamps etc.	6				1	1	
32909	Others n.e.c.	12				7	7	

TABLE - 4.0 A **FIXED ASSETS** **PUNJAB**
2015-16
Value in '000' Rs

Industry Code	Industrial Major Groups and Industry	No. of establishments	Value of fixed assets at the beginning of the year	Acquisition, addition, alteration & major improvements during year	Sales proceeds of fixed assets disposed off during year	Capital formation on own account	Gross Fixed Capital Formation (5+6-7+8)	Depreciation for fixed assets	Value of fixed assets at the end of the year
1	2	3	4	5	6	7	8	9	10
C	**ALL INDUSTIRES**	**32256**	**1971163765**	**254030577**	**7442447**	**918817**	**247506948**	**96472412**	**2122198301**
10	FOOD PRODUCTS	3385	329227605	47605003	2238082	24152	45391074	17646936	356971744
101	Processing & preserving of meat	14	3641364	1811515			1811515	402352	5050528
1010	Processing & preserving of meat	14	3641364	1811515			1811515	402352	5050528
10102	Fresh, chilled or frozen meat	5	263344	11016			11016	1388	272972
10104 &	Meat products								
10107	Processing of animal offal	9	3378021	1800500			1800500	400964	4777557
103	Processing of fruit/ vegetables	15	2074699	78615	9657		68958	109962	2033695
1030	Processing/ preserving of fruit/ vegetables	15	2074699	78615	9657		68958	109962	2033695
10302	Preserving of fruit, nuts or vegetables	6	96288	3068			3068		99356
10304	Fruit or vegetable juices.	3	998835	1515			1515	28329	972021
10305	Jams, jellies & marmalades	6	979575	74032	9657		64376	81633	962318
104	Vegetable & animal oils/ fats	504	23489145	2727890	12036		2715854	412064	25792934
1040	Vegetable & animal oils & fats	504	23489145	2727890	12036		2715854	412064	25792934
10401	Crude / refined vegetable oils	317	19244259	2289185	11497		2277687	397810	21124136
10405	Cotton linters.	74	1544996	277182			277182	10614	1811565
10406	Oilcakes & others	113	2699890	161523	539		160984	3640	2857234
105	Dairy products	82	56461455	9879048	1682007		8197041	6005694	58652802
1050	Dairy products	82	56461455	9879048	1682007		8197041	6005694	58652802
10501	fresh liquid milk & milk-based drinks	18	53856150	9218860	1630779		7588082	5755836	55688396
10504	Butter/ cheese etc.	17	576818	188803	36350		152454	48623	680649
10506	Ice cream & other edible ice.	43	1955771	471368	14878		456490	201210	2211051
10509	Others n.e.c.	4	72715	16			16	25	72706
106	Grain mill products, starches etc	1807	59285336	3476632	66773	8841	3418700	492825	62211211
1061	Grain mill products	1805	59191704	3471222	66773	8841	3413289	491700	62113294
10611	Grain milling.	664	25339925	1735175	37271	3403	1701307	220254	26820978
10612	Rice milling.	1075	32741226	1620572	29352	5437	1596657	261361	34076522
10613	Vegetable milling	64	736981	110669			110669	6751	840899
10614	Cereal breakfast foods	2	373573	4806	150		4656	3334	374895
1062	Starches & starch products	2	93632	5411			5411	1126	97917
10623	Glucose/ glucose syrup etc	2	93632	5411			5411	1126	97917
107	Other food products	834	159988872	27863581	384466	4479	27483595	8922441	178550025
1071	Bakery products	647	12906503	6093741	5384	3540	6091897	339694	18658706
10711	Bread & rolls	40	1336341	91273			91273	59236	1368378
10712	Pastry, cakes, pies etc.	91	2798582	2573793			2573793	67372	5305003
10713	Rusks, biscuits & bakery products	272	6522803	3227812	5384	3481	3225908	204099	9544612
10719	Others n.e.c.	244	2248777	200864		59	200923	8987	2440713
1072	Sugar	43	138848562	20665958	378156	939	20288741	8492985	150644318
10721	Sugar & sugar substitutes	43	138848562	20665958	378156	939	20288741	8492985	150644318
1073	Chocolate & sugar confectionery	48	1441768	493893	920		492973	38260	1896481
10732	Chocolate & sugar confectionery	45	1430340	493848	920		492928	37960	1885308
10733	Chewing gum	3	11428	45			45	300	11173
1074	Macaroni, noodles, pasta etc.	16	196978	82684			82684	16480	263182
10741	Pastas/ macaroni etc	16	196978	82684			82684	16480	263182
1079	Other food products n.e.c.	80	6595061	527304	5		527299	35022	7087338
10792	Blending of tea & mate	3	821415	263938			263938	24107	1061246
10796	Spices, sauces & condiments	11	37538					655	36883
10798	Processing of salt	20	84299	30593			30593	4218	110675
10799	Others n.e.c.	46	5651808	232773	5		232768	6042	5878534
108	Prepared animal feeds	129	24286734	1767721	83143	10833	1695411	1301597	24680548
1080	Prepared animal feeds	129	24286734	1767721	83143	10833	1695411	1301597	24680548
10802	Prepared feeds for farm animals	129	24286734	1767721	83143	10833	1695411	1301597	24680548
11	BEVERAGES	73	70996029	8722347	449328		8273019	6899641	72369406
110	Beverages	73	70996029	8722347	449328		8273019	6899641	72369406
1104	Soft drinks, mineral waters etc	73	70996029	8722347	449328		8273019	6899641	72369406
11041	Non-alcoholic beverages	22	8354609	738213	66546		671668	398269	8628007
11042	Natural mineral waters/ bottled waters	29	4028027	34137			34137	1906	4060257
11043	Soft drinks like lemonade, cola etc.	22	58613393	7949997	382782		7567214	6499465	59681142
12	TOBACCO PRODUCTS	8	7121796	1381719	82852		1298867	921364	7499299
120	Tobacco products	8	7121796	1381719	82852		1298867	921364	7499299
1200	Tobacco products	8	7121796	1381719	82852		1298867	921364	7499299
12001	Tobacco products & substitutes etc.	6	7112606	1381719	82852		1298867	921364	7490109
12009	Others n.e.c.	2	9190						9190
13	TEXTILES	5967	622664169	69799521	2654802	126868	67271587	33862843	656072913
131	Spinning, weaving, finishing of textile	4510	589990004	67440780	2590630	125728	64975877	32793697	622172184
1311	Spinning of textile fibres	579	379038550	40853951	1444099	104793	39514644	22395434	396157759
13112	Spinning of yarn or thread	579	379038550	40853951	1444099	104793	39514644	22395434	396157759
1312	Weaving of textiles	3607	188201365	23365956	1094127	20841	22292670	9899770	200594265
13121	Broad woven fabrics	3522	184189808	23281434	1036755	20841	22265519	9851418	196603909
13122	Other broad woven fabrics etc.	2	988506	19923	56583		-36660	37627	914219

TABLE - 4.0 A **FIXED ASSETS** **PUNJAB**
2015-16
Value in '000' Rs

Industry Code	Industrial Major Groups and Industry	No. of establishments	Value of fixed assets at the beginning of the year	Acquisition, addition, alteration & major improvements during year	Sales proceeds of fixed assets disposed off during year	Capital formation on own account	Gross Fixed Capital Formation (5+6-7+8)	Depreciation for fixed assets	Value of fixed assets at the end of the year
1	2	3	4	5	6	7	8	9	10
13129	Others n.e.c.	83	3023051	64599	788		63811	10726	3076136
1313	Finishing of textiles	324	22750089	3220874	52404	94	3168564	498493	25420160
13131	Bleaching & dyeing of fabrics	324	22750089	3220874	52404	94	3168564	498493	25420160
139	Other textiles	1457	32674164	2358741	64171	1140	2295710	1069146	33900729
1392	Made-up textile articles	271	16919548	416091	38607	989	378472	857906	16440114
13921	Madeup articles of any textile material	212	9539664	222135	38519	989	184605	561739	9162529
13922	Made-up furnishing articles	47	7144715	193956	89		193868	296167	7042416
13929	Others n.e.c.	12	235169						235169
1393	Carpets & rugs	67	1806837	104904			104904	63164	1848577
13930	Floor coverings like carpets, rugs etc.	67	1806837	104904			104904	63164	1848577
1394	Cordage, rope, twine & netting	18	411604	1544			1544		413148
13941	Twine, cordage, rope etc.	18	411604	1544			1544		413148
1399	Other textiles n.e.c.	1101	13536176	1836202	25564	152	1810790	148075	15198890
13991	Labels/ badges etc.	45	401378	22641	52		22589	10750	413216
13992	Tulles/ laces & other net fabrics	1023	12009603	1783623	25512	152	1758263	136827	13631039
13999	Others n.e.c.	33	1125195	29938			29938	499	1154635
14	WEARING APPAREL	1713	80982064	13152811	197067		12955743	4298175	89639632
141	Wearing apparel	1582	55903688	10555297	166514		10388783	2917600	63374871
1410	Wearing apparel	1582	55903688	10555297	166514		10388783	2917600	63374871
14101	Wearing apparel of leather	157	5404263	445134	43914		401220	206847	5598636
14102	Outerwear/ work wear	757	41017070	9593560	118897		9474663	2222640	48269093
14103	Underwear/ nightwear	161	2591482	282897	1536		281362	47970	2824873
14104	Babies' garments/ tracksuits etc.	20	1737372	64851			64851	20243	1781980
14105 &	Other clothing accessories								
14109	Others n.e.c.	487	5153502	168854	2167		166687	419899	4900290
143	Knitted & crocheted apparel	131	25078376	2597513	30553		2566960	1380575	26264761
1430	Knitted & crocheted apparel	131	25078376	2597513	30553		2566960	1380575	26264761
14301	Knitted or crocheted wearing apparel	30	2955000	995268			995268		3950268
14302	Hosiery, socks, tights & pantyhose etc	101	22123376	1602245	30553		1571692	1380575	22314493
15	LEATHER PRODUCTS	998	25289150	4039861	230233	241	3809870	1081204	28017816
151	Tanning of leather & leather products	294	9498616	771840	13315	241	758767	179213	10078170
1511	Tanning & dressing of leather	258	8076268	673177	13056		660120	134672	8601716
15111	Tanning/ dressing of hides & skins	253	7967448	667677	12916		654760	134672	8487536
15119	Others n.e.c.	5	108820	5500	140		5360		114180
1512	Luggage, h&bags, saddlery etc.	36	1422349	98664	258	241	98646	44541	1476454
15121	Luggage, h&bags etc.	26	468386	5703	17		5685		474071
15122	Articles of leather etc.	10	953962	92961	241	241	92961	44541	1002382
152	Footwear	704	15790533	3268021	216918		3051103	901991	17939646
1520	Footwear	704	15790533	3268021	216918		3051103	901991	17939646
15201	Footwear	698	15723872	3257541	216918		3040623	901699	17862796
15202	Leather parts of footwear etc.	6	66662	10480			10480	292	76849
16	WOOD AND WOOD PRODUCTS	596	3405586	881676	5501	11132	887307	68081	4224812
161	Sawmilling & planning of wood	142	598499	86898	4247	9577	92228	880	689847
1610	Sawmilling & planning of wood	142	598499	86898	4247	9577	92228	880	689847
16101	Sawing & planning of wood	142	598499	86898	4247	9577	92228	880	689847
162	Products of wood, cork, straw etc.	454	2807087	794778	1254	1555	795079	67201	3534966
1621	Veneer sheets & wood-based panels	47	933710	624860			624860	59854	1498717
16211	Manufacture of veneer sheets	6	40623						40623
16212	Plywood/ veneer panel/ laminated sheets	35	667967	622429			622429	47686	1242711
16213	Particle board/ densified wood etc.	6	225120	2431			2431	12168	215383
1622	Builders' carpentry & joinery	120	683594	120808	592	809	121024	523	804095
16221	Wooden goods of construction industry	120	683594	120808	592	809	121024	523	804095
1623	Wooden containers	180	686830	9257	192	433	9498	2981	693347
16231	Packing boxes, crates, drums of wood	180	686830	9257	192	433	9498	2981	693347
1629	Other wood products	107	502953	39854	470	313	39697	3843	538807
16291	Wood products	107	502953	39854	470	313	39697	3843	538807
17	PAPER AND PAPER PRODUCTS	530	30523265	10505889	8407	252	10497734	1468513	39552486
170	Paper & paper products	530	30523265	10505889	8407	252	10497734	1468513	39552486
1701	Pulp, paper & paperboard	195	16250202	4209848	4753	97	4205192	1187571	19267823
17013	Paper & paperboard	192	16126098	4207341	4753	97	4202685	1179961	19148822
17019	Others n.e.c.	3	124104	2507			2507	7610	119001
1702	Corrugated paper/ paperboard & containers	316	13761452	6189098	3653	155	6185599	271893	19675158
17021	Corrugated paper/ paperboard containers	309	13488493	5970416	3653	155	5966918	204893	19250517
17022	Sacks, bags & similar articles of paper	7	272960	218681			218681	67000	424641
1709	Other articles of paper & paperboard	19	511611	106943			106943	9049	609505
17091	Personal hygiene paper product	8	413370	3837			3837		417206
17099	Others n.e.c.	11	98241	103107			103107	9049	192299
18	PRINTING/REPRODUCTION OF RECORDED MEDIA	270	4608256	569457	3697		565760	228663	4945354
181	Printing	270	4608256	569457	3697		565760	228663	4945354
1811	Printing	267	4564546	569362	3697		565665	228663	4901549

TABLE - 4.0 A **FIXED ASSETS** **PUNJAB**
2015-16
Value in '000' Rs

Industry Code	Industrial Major Groups and Industry	No. of establishments	Value of fixed assets at the beginning of the year	Acquisition, addition, alteration & major improvements during year	Sales proceeds of fixed assets disposed off during year	Capital formation on own account	Gross Fixed Capital Formation (5+6-7+8)	Depreciation for fixed assets	Value of fixed assets at the end of the year
1	2	3	4	5	6	7	8	9	10
18111	Printing of newspapers/ magazines	2	1461697	3012			3012	124643	1340066
18112	Printing of books, brochures, maps etc	126	1334902	132160	1226		130935	30558	1435279
18114	Printing of diaries & calendars etc	8	79436					253	79183
18115	Printing on textile, glass, metal, wood	126	1621872	434190	2472		431718	73204	1980386
18119	Other printing n.e.c.	5	66640					5	66635
1812	Service related to printing	3	43710	95			95		43805
18121 &	Binding of printed sheets								
18124	Preparation of plates & dies	3	43710	95			95		43805
19	COKE AND REFINED PETROLEUM PRODUCTS	34	14978623	351714	4615	7503	354601	152525	15180700
192	Refined petroleum products	34	14978623	351714	4615	7503	354601	152525	15180700
1920	Refined petroleum products	34	14978623	351714	4615	7503	354601	152525	15180700
19201	Production of motor fuel/ kerosene etc.	3	11724077	171817	2372	7503	176948	152389	11748636
19203	Oil-based lubricating oils or greases	24	2966921	177517	2243		175273	136	3142059
19205 &	White spirit, vaseline, paraffin wax								
19207	Blending of bio fuels	7	287625	2380			2380		290005
20	CHEMICALS AND CHEMICAL PRODUCTS	594	275840653	41872560	463680	634927	42043807	11496585	306387875
201	Basic chemicals, fertilizers etc.	237	251503704	37461363	278099	634923	37818186	9771269	279550621
2011	Basic chemicals	107	42311182	5610811	97459	49	5513401	2988819	44835763
20111	Inorganic industrial/ medical gases	12	3369121	708878			708878	44841	4033157
20112	Dyes & pigments in basic form	28	6695786	2100805	3198		2097607	451103	8342290
20113	Manufacture of inorganic acids & bases	26	15372282	1835669	29395	49	1806323	1204806	15973799
20114	Chemical elements & other inorganic compounds	2	5155	640			640		5795
20115	Basic organic chemicals	28	16509286	940384	64866		875518	1286918	16097887
20119	Others n.e.c.	11	359551	24435			24435	1151	382835
2012	Fertilizers & nitrogen compounds	16	202482498	30785385	96377	634182	31323190	6303204	227502484
20121 &	Fertilizers								
20122	Nitrogen products	16	202482498	30785385	96377	634182	31323190	6303204	227502484
2013	Plastics & synthetic rubber	114	6710025	1065167	84264	692	981595	479246	7212374
20131	Plastics in primary forms	114	6710025	1065167	84264	692	981595	479246	7212374
202	Other chemical products	350	23789230	4404662	185581	4	4219086	1714815	26293501
2021	Pesticides/ agrochemical products etc	50	3531384	293968	3973		289995	307091	3514287
20211	Insecticides/ fungicides/ herbicides	50	3531384	293968	3973		289995	307091	3514287
2022	Paints, varnishes & printing ink etc.	96	6312834	1618236	50720	4	1567520	399703	7480651
20221	Paints & varnishes etc	88	5910876	1601893	50720	4	1551176	399703	7062350
20225	Caulking compounds etc	2	10412						10412
20227	Printing ink	6	391545	16344			16344		407889
2023	Soap, perfumes & toilet preparations	130	9320482	2174466	125632		2048834	934077	10435239
20232	Soap	87	2511144	199138	32341		166796	126844	2551096
20234	Detergent, dish-washing preparation etc	7	585771	24418	35125		-10706	14618	560447
20235	Cleaning & polishing products	10	78988	3379			3379	2441	79926
20236 &	Perfumes & toilet preparations								
20239	Others n.e.c.	26	6144579	1947531	58166		1889366	790174	7243770
2029	Other chemical products n.e.c.	74	4624531	317991	5256		312736	73943	4863324
20291	Propellant powders/ explosives	28	176685	208196			208196	32629	352252
20292	Gelatine/ glues & prepared adhesives	23	2086401	53065			53065	11802	2127664
20293 &	Aromatic/odoriferous/distilled waters products								
20298	Matches	10	149040	28991			28991	2538	175493
20299	Others n.e.c.	13	2212404	27740	5256		22485	26974	2207915
203	Man-made fibres	7	547719	6536			6536	10501	543753
2030	Man-made fibres	7	547719	6536			6536	10501	543753
20301	Synthetic or artificial filament tow	3	366028	6214			6214		372242
20303	Synthetic or artificial filament yarn	4	181691	322			322	10501	171511
21	BASIC PHARMACEUTICAL PRODUCTS	252	28657496	8354244	100132	28	8254140	1564195	35347440
210	Pharmaceuticals	252	28657496	8354244	100132	28	8254140	1564195	35347440
2100	Pharmaceuticals	252	28657496	8354244	100132	28	8254140	1564195	35347440
21001	Medicinal active substances	200	21162264	2014705	98196	28	1916536	1320774	21758027
21003	Medicaments/ homeopathic preparations	40	6911412	6318458	1935		6316523	237474	12990461
21009	Other such activities n.e.c.	12	583820	21080			21080	5948	598952
22	RUBBER AND PLASTICS PRODUCTS	868	26534627	4976869	124804	29027	4881092	920502	30495217
221	Rubber products	105	6512817	938303	2031	6	936279	365291	7083805
2211	Rubber tyres & tubes	16	5240271	906677	2016		904661	353298	5791634
22111	Rubber tyres	14	5232460	906263	2016		904247	353298	5783409
22112	Inner tubes for tyres	2	7811	414			414		8225
2219	Other rubber products	89	1272546	31627	15	6	31618	11993	1292171
22191	Other products of rubber	89	1272546	31627	15	6	31618	11993	1292171
222	Plastics products	763	20021810	4038566	122773	29021	3944814	555212	23411412
2220	Plastics products	763	20021810	4038566	122773	29021	3944814	555212	23411412
22201	Plastic products for packing of goods	370	15709686	3796540	114858	29021	3710703	523833	18896556
22202	Builders' plastics ware	47	684204	6047			6047	21521	668729
22203	Plastic tableware, kitchenware etc	183	1401019	33564			33564	1156	1433428
22209	Other diverse plastic products	163	2226900	202415	7915		194500	8701	2412699

TABLE - 4.0 A **FIXED ASSETS** **PUNJAB**
2015-16
Value in '000' Rs

Industry Code	Industrial Major Groups and Industry	No. of establishments	Value of fixed assets at the beginning of the year	Acquisition, addition, alteration & major improvements during year	Sales proceeds of fixed assets disposed off during year	Capital formation on own account	Gross Fixed Capital Formation (5+6-7+8)	Depreciation for fixed assets	Value of fixed assets at the end of the year
1	2	3	4	5	6	7	8	9	10
23	OTHER NON-METALLIC MINERAL PRODUCTS	10055	255201558	14762461	525208	21742	14258995	10441472	259019080
231	Glass & glass products	56	11498086	1232894	33643		1199251	1356882	11340456
2310	Glass & glass products	56	11498086	1232894	33643		1199251	1356882	11340456
23101	Flat glass/ glass paving blocks	20	10764375	1038031	33643		1004388	1325819	10442944
23102	Glass mirror/ bottle/ drinking glass	10	340651	158500			158500	27766	471385
23103	Pharmaceutical glassware etc.	4	98224	11857			11857		110081
23109	Others glass products n.e.c.	22	294836	24506			24506	3297	316045
239	Non-metallic mineral products n.e.c.	9999	243703472	13529566	491565	21742	13059743	9084590	247678625
2391	Refractory products	4	9746	9			9	98	9657
23912	Manufacture of refractory ceramic goods	4	9746	9			9	98	9657
2392	Clay building materials	9193	81125601	5733811	29703	19890	5723998	168619	86680980
23922	Non-refractory clay building materials	9156	80897846	5733530	29703	19890	5723717	166854	86454709
23923	Ceramic sanitary fixtures	37	227755	281			281	1765	226271
2393	Other porcelain & ceramic products	165	5638460	31233	111		31122	82987	5586595
23931	Ceramic tableware & domestic articles	158	4387948	13705			13705		4401652
23932	Electrical fittings of ceramics etc.	2	1188043	17529	111		17418	82861	1122600
23939	Other porcelain & ceramic products	5	62469					126	62342
2394	Cement, lime & plaster	22	150666929	6938448	452825		6485623	8741696	148410857
23941	Clinkers & hydraulic cement	9	150629485	6938448	452825		6485623	8741696	148373412
23943	Plasters of calcined gypsum/ sulphate	13	37445						37445
2395	Articles of concrete, cement & plaster	321	4811541	654341	8653	1367	647055	82717	5375879
23951	Precast concrete, cement or stone	241	4481964	559060	8352	1141	551849	81888	4951925
23959	Other articles of concrete or cement	80	329576	95282	301	226	95206	829	423954
2396	Cutting, shaping & finishing of stone	280	1342365	164033	272	485	164245	6871	1499739
23961	Cutting, shaping & finishing of stone	280	1342365	164033	272	485	164245	6871	1499739
2399	Other non-metallic mineral products	14	108830	7691			7691	1603	114918
23991	Millstones/abrasive products and polishing	6	59528	2535			2535		62063
23993	Mineral insulating materials	2	1850						1850
23995 &	Articles of asphalt etc								
23999	Manufacture of other such products n.e.c.	6	47452	5156			5156	1603	51005
24	BASIC METALS	714	35905314	4620779	15765	20859	4625874	1032896	39498292
241	Basic iron & steel	454	31689317	4376288	13384	20859	4383763	953008	35120072
2410	Basic iron & steel	454	31689317	4376288	13384	20859	4383763	953008	35120072
24102 &	Pig iron/spiegeleisen/ferro-alloys & ferrous products								
24104	Remelting of scrap ingot of iron/ steel	64	2976933	326128	4719	11185	332594	30458	3279069
24106	Hot/cold-rolled products of steel	303	21802048	3627364	6728	135	3620772	581138	24841681
24108	Welded tubes & pipes of steel	73	6499717	422796	1937	9539	430397	341412	6588702
24109	Others n.e.c.	14	410620						410620
242	Basic precious & non-ferrous metals	92	2425664	160776	2332		158444	78971	2505137
2420	Basic precious & non-ferrous metals	92	2425664	160776	2332		158444	78971	2505137
24202	Aluminium & alloys	48	1603710	160425	2332		158093	78909	1682894
24203	Lead, zinc, tin & alloys from ores	4	4642	154			154	62	4734
24205 &	Copper alloys								
24206	Chrome, manganese, nickel & alloys etc	40	817313	196			196		817509
243	Casting of metals	168	1790333	83716	48		83667	918	1873082
2431	Casting of iron & steel	158	1755958	83716	48		83667	918	1838707
24311	Casting of iron	124	1484547	36921			36921	918	1520550
24312	Casting of steel	34	271411	46794	48		46746		318157
2432	Casting of non-ferrous metals	10	34375						34375
24324	Casting of precious metal castings	10	34375						34375
25	FABRICATED METAL PRODUCTS	1642	26336029	1876950	9158	1529	1869321	180380	28024970
251	Structural metal products etc	396	15345728	776091	6221	1118	770988	74456	16042260
2511	Structural metal products	354	14327566	595110	782	1118	595446	54674	14868337
25111	Metal framework/ skeleton etc	26	10416404	89240			89240	48101	10457543
25112	Metal door, window, shutter, gates etc	279	2748402	484452	775	1118	484794	6535	3226660
25119	Others n.e.c.	49	1162761	21419	6		21412	39	1184134
2512	Tanks, reservoirs & containers of metal	35	577508	83288			83288	5698	655097
25121	Reservoirs, tanks & containers of metal	6	20949						20949
25122	Metal containers for gas	27	554041	83288			83288	5698	631630
25123	Central heating boilers & radiators	2	2519						2519
2513	Steam generators	7	440654	97693	5439		92254	14083	518825
25131 &	Steam/ vapour generator, condenser etc								
25132	Parts for marine or power boilers/ nuclear reactors et	7	440654	97693	5439		92254	14083	518825
252	Weapons & ammunition	3	254452	308582			308582	52690	510344
2520	Weapons & ammunition	3	254452	308582			308582	52690	510344
25201 &	Heavy weapons								
25202	Small arms	3	254452	308582			308582	52690	510344
259	Other fabricated metal products	1243	10735850	792277	2937	411	789751	53234	11472366
2592	Treatment & coating of metals	5	32736						32736
25921 &	Plating, anodizing, s&blasting etc.								
25922	Colouring/engraving, non-metallic coating metals	5	32736						32736
2593	Cutlery, h& tools & general hardware	439	4065932	396597	1372		395225	9324	4451832
25931	Cutlery	245	1482917	12744	1372		11372	7570	1486719

TABLE - 4.0 A **FIXED ASSETS** **PUNJAB**
2015-16
Value in '000' Rs

Industry Code	Industrial Major Groups and Industry	No. of establishments	Value of fixed assets at the beginning of the year	Acquisition, addition, alteration & major improvements during year	Sales proceeds of fixed assets disposed off during year	Capital formation on own account	Gross Fixed Capital Formation (5+6-7+8)	Depreciation for fixed assets	Value of fixed assets at the end of the year
1	2	3	4	5	6	7	8	9	10
25932	Knives, h& tools, saw blades etc	123	1719734	381289			381289	1466	2099557
25933	Padlocks, locks, keys, hinges etc	57	669042	1998			1998	273	670767
25934	Other tools of such nature n.e.c.	14	194238	567			567	16	194790
2599	Other fabricated metal products n.e.c.	799	6637182	395679	1565	411	394526	43910	6987798
25991	Cans, drums, buckets, boxes, tins etc	76	1162114	91528			91528	6791	1246851
25992	Uninsulated or insulated metal cable	4	5018	335			335		5353
25993	Nails, bolts, screws, nuts, chains etc.	118	762347	73557			73557	3526	832379
25994	Metal household articles	304	2142230	103965			103965	4799	2241396
25995	Metal goods for office use	48	451230	12768	250		12518	7879	455869
25996	Safes, strongboxes, armoured doors etc.	85	363374	4985			4985	1227	367132
25997	Various metal articles	100	1236394	33273	1315		31958	11646	1256705
25999	Others n.e.c.	64	514474	75269		411	75680	8041	582113
26	COMPUTER, ELECTRONIC AND OPTICAL PRODUCTS	27	1712595	57966	7619		50347	83368	1679574
261	Electronic components & boards	7	447826	18012	4665		13347	27175	433998
2610	Electronic components & boards	7	447826	18012	4665		13347	27175	433998
26101	Capacitors, resistors, microprocessors	7	447826	18012	4665		13347	27175	433998
263	Communication equipment	4	24627						24627
2630	Communication equipment	4	24627						24627
26303	Cable television equipment, antenna etc	4	24627						24627
264	Consumer electronics	5	685683	32124	2954		29170	39103	675750
2640	Consumer electronics	5	685683	32124	2954		29170	39103	675750
26402	Televisions, monitors & displays	2	346126	32124	2954		29170	39103	336193
26409	Others n.e.c.	3	339557						339557
265	Measuring equipment; watches/ clocks	11	554459	7830			7830	17090	545199
2651	Measuring, navigating/ control equipment	7	507100	7830			7830	17090	497840
26514	Measuring & control equipment	2	8300	138			138	90	8348
26519	Manufacture of others n.e.c.	5	498800	7692			7692	17000	489492
2652	Watches & clocks	4	47359						47359
26521	Watches & clocks	4	47359						47359
27	ELECTRICAL EQUIPMENT	634	37207462	6922175	176889	31318	6776604	1627614	42356452
271	Electric motor, generator, transformer	115	23094132	2495919	154511		2341409	1078569	24356972
2710	Electric motors, generators, transformers etc.	115	23094132	2495919	154511		2341409	1078569	24356972
27101	Electric transformers	19	18527794	2095738	90924		2004814	933108	19599500
27102	Electric motors/ power generators etc	15	82668	5228			5228	11450	76446
27103 &	Electric power distribution panel etc.								
27104	Switchboard apparatus, fuses, switches	52	3944955	384801	63586		321215	126963	4139206
27109	Others n.e.c.	29	538715	10152			10152	7048	541819
272	Batteries & accumulators	11	412476	110638	4606		106032	16649	501859
2720	Batteries & accumulators	11	412476	110638	4606		106032	16649	501859
27203	Lead acid/ lithium/ dry/ wet batteries	11	412476	110638	4606		106032	16649	501859
273	Wiring & wiring devices	80	5963946	1047307	17768		1029539	401154	6592331
2731 &	Fibre optic cables								
2732	Other electric wires & cables	80	5963946	1047307	17768		1029539	401154	6592331
27310 &	Fibre optic cable for data transmission etc.								
27320	Insulated wire & cable	80	5963946	1047307	17768		1029539	401154	6592331
274	Electric lighting equipment	35	283598	10184			10184		293782
2740	Electric lighting equipment	35	283598	10184			10184		293782
27401	Lamps, bulbs, ch&eliers,lanterns etc.	6	178620	10184			10184		188804
27409	Others n.e.c.	29	104978						104978
275	Domestic appliances	375	6940622	3254538	5	31318	3285852	131242	10095231
2750	Domestic appliances	375	6940622	3254538	5	31318	3285852	131242	10095231
27501	Domestic electric appliances	326	6493308	3238595	5	31318	3269909	130999	9632218
27502	Domestic electrothermic appliances	6	137111	7070			7070		144181
27503	Domestic non-electric cooking equipment	43	310203	8873			8873	244	318832
279	Other electrical equipment	18	512688	3589			3589		516277
2790	Other electrical equipment	18	512688	3589			3589		516277
27901	Battery chargers & electrical bells etc	4	154149	1500			1500		155649
27909	Others n.e.c.	14	358539	2089			2089		360628
28	MACHINERY AND EQUIPMENT N.E.C.	770	29826744	8372366	47859	1833	8326339	484786	37668298
281	General-purpose machinery	303	19974107	7586949	29678	1373	7558643	295202	27237548
2811	Engines & turbines	5	36450						36450
28112	Turbines & parts etc	5	36450						36450
2813	Other pumps, compressors, taps & valves	147	10007125	133062	16467		116595	85147	10038573
28131	Air or vacuum pumps/ compressors	2	8636764	7537			7537		8644301
28132	Pumps for liquids	97	1016626	118341	16467		101874	84704	1033796
28133	Pumps for engines/ motor vehicle pumps	10	85076	1711			1711	444	86343
28134	Industrial taps/ valves & h& pump etc	38	268659	5473			5473		274132
2814 &	Bearings, gears, gearing etc								
2815	Ovens, furnaces & furnace burners	7	53636						53636
28143 &	Gears, pulleys & transmission chain etc								
28151	Electrical & other furnaces, ovens,burners etc.	7	53636						53636
2816	Lifting & h&ling equipment	39	172967	40545	8936	1373	32982	46	205903
28161	Lifting, h&ling, loading machinery	39	172967	40545	8936	1373	32982	46	205903
2819	Other general-purpose machinery	105	9703929	7413342	4275		7409067	210008	16902987

TABLE - 4.0 A **FIXED ASSETS** **PUNJAB**
2015-16
Value in '000' Rs

Industry Code	Industrial Major Groups and Industry	No. of establishments	Value of fixed assets at the beginning of the year	Acquisition, addition, alteration & major improvements during year	Sales proceeds of fixed assets disposed off during year	Capital formation on own account	Gross Fixed Capital Formation (5+6-7+8)	Depreciation for fixed assets	Value of fixed assets at the end of the year
1	2	3	4	5	6	7	8	9	10
28191	Industrial freezing equipment etc.	20	786837	46997	4275		42722	18601	810959
28192	Weighing, packing & wrapping machinery	18	142965	1115			1115	1047	143033
28193	Filtering or purifying machinery	15	164634	347			347	221	164760
28198	Parts for general-purpose machinery	11	236739					203	236537
28199	Others n.e.c.	41	8372753	7364883			7364883	189938	15547698
282	Special-purpose machinery	467	9852638	785417	18181	460	767696	189584	10430750
2821	Agricultural & forestry machinery	339	6579986	730058	12824	347	717581	185324	7112243
28211	Tractors	11	1030516	401348	11849		389499	137164	1282851
28213	Agricultural trailers or semi-trailers	28	312706	67407	11	135	67532	983	379254
28214	Soil preparation, planting machinery	47	325082	8787	22	212	8976	1267	332791
28215	Harvesting or threshing machinery	55	607030	17548			17548	520	624058
28216 &	Milking machines								
28217	Spraying machinery	2	9285					100	9185
28219	Diverse agricultural machinery	196	4295367	234968	942		234026	45289	4484104
2822	Metal-forming machinery & machine tools	30	402468	6763			6763	200	409031
28222	Tools for grinding, drilling, boring	15	305388						305388
28223	Stamping or pressing machine tools	8	25465	6630			6630	200	31895
28224	Hydraulic presse/ forging machine etc.	5	18943						18943
28227	Parts/ accessories for machine tools	2	52673	133			133		52805
2824	Mining/ quarrying/ construction machinery	12	71533					290	71243
28242	Boring, cutting & tunnelling machinery	2	625					165	460
28243	Machinery for treating minerals	8	44830						44830
28245 &	Manufacture of earth-moving machinery								
28246	Pile drivers/ mortar spreaders etc.	2	26078					125	25953
2825	Food, beverage & tobacco machinery	28	316067	40538	5357	113	35294	73	351287
28253	Grain milling machinery	10	25685		113	113		73	25611
28256	Machinery for extractionof animal/vegetable fats/oils	2	32197						32197
28259	Food processing machinery	16	258185	40538	5244		35294		293479
2826	Textile, apparel & leather machinery	55	2442443	6824			6824	3697	2445570
28261	Textile machinery	27	1814418	5872			5872	1216	1819074
28262	Equipment for textile machinery	4	135934					63	135871
28266	Sewing machines	24	492091	952			952	2418	490625
2829	Other special-purpose machinery	3	40141	1234			1234		41375
28291 &	Machinery for paper pulp,paperboard product etc								
28292 &	Rubber & plastic products machinery								
28299	Others n.e.c.	3	40141	1234			1234		41375
29	MOTOR VEHICLES, TRAILERS AND SEMI	541	16039993	1167466	41436	526	1126556	759007	16407542
291	Motor vehicles	10	3341186	139317	17802		121515	479327	2983374
2910	Motor vehicles	10	3341186	139317	17802		121515	479327	2983374
29101 &	Passenger cars, commercial busses etc.								
29102	Motor vehicle engines, chassis etc.	7	3253432	139317	17802		121515	479327	2895620
29103	Other motor vehicles	3	87754						87754
292	Motor vehicle bodies, trailers etc	114	570943	11545	1163	322	10704	1176	580471
2920	Motor bodies, trailers & semi-trailers	114	570943	11545	1163	322	10704	1176	580471
29201	Bodies for motor vehicles	13	3948						3948
29202	Trailers & semi-trailers	101	566995	11545	1163	322	10704	1176	576523
293	Parts & accessories for motor vehicles	417	12127864	1016604	22470	204	994337	278504	12843697
2930	Parts & accessories for motor vehicles	417	12127864	1016604	22470	204	994337	278504	12843697
29301	Parts & accessories for motor vehicles	417	12127864	1016604	22470	204	994337	278504	12843697
30	OTHER TRANSPORT EQUIPMENT	157	10712505	1273136	107		1273029	684568	11300966
309	Transport equipment n.e.c.	157	10712505	1273136	107		1273029	684568	11300966
3091	Motorcycles	146	10634588	1256892	107		1256785	683996	11207376
30911	Motorcycles, engines for motorcycles	21	8245834	1094918			1094918	676205	8664548
30912	Parts & accessories for motorcycles.	125	2388753	161974	107		161867	7792	2542828
3092	Bicycles & invalid carriages	11	77917	16244			16244	571	93590
30921 &	Non-motorized bicycles & parts etc.								
30922	Invalid/baby carriages, their parts/accessories, etc.	11	77917	16244			16244	571	93590
31	FURNITURE	1061	11774319	963758	27854	6827	942731	80853	12636197
310	Furniture	1061	11774319	963758	27854	6827	942731	80853	12636197
3100	Furniture	1061	11774319	963758	27854	6827	942731	80853	12636197
31001	Furniture & fixtures.	469	7705777	755087	26928	1395	729554	74359	8360972
31003	manufacture of office furniture	8	9862	25			25	80	9807
31004	Furniture for kitchen bedrooms etc.	582	3951968	208646	926	5432	213152	6414	4158706
31005	Laboratory benches/ laboratory furniture	2	106712						106712
32	OTHER MANUFACTURING	1367	25617926	1799848	27352	54	1772550	488242	26902235
321	Jewellery, bijouterie etc	28	159930	25			25	6	159949
3211	Jewellery & related articles	26	153823	25			25	6	153842
32113 &	Jewellery, goldsmiths' articles.								
32114	Metal watchs, watch straps & cigarette cases etc.	26	153823	25			25	6	153842
3212	Imitation jewellery & related articles	2	6107						6107
32121	Costume or imitation jewellery.	2	6107						6107
322	Musical instruments	10	87960						87960

TABLE - 4.0 A **FIXED ASSETS** **PUNJAB**
2015-16
Value in '000' Rs

Industry Code	Industrial Major Groups and Industry	No. of establishments	Value of fixed assets at the beginning of the year	Acquisition, addition, alteration & major improvements during year	Sales proceeds of fixed assets disposed off during year	Capital formation on own account	Gross Fixed Capital Formation (5+6-7+8)	Depreciation for fixed assets	Value of fixed assets at the end of the year
1	2	3	4	5	6	7	8	9	10
3220	Musical instruments	10	87960						87960
32201 &	Stringed instruments, harmoniums etc.								
32202	Musical instruments & parts.	10	87960						87960
323	Sports goods	382	13429795	1249484	21571		1227913	380441	14277266
3230	Sports goods	382	13429795	1249484	21571		1227913	380441	14277266
32301	Foot balls.	120	4840354	979551	18354		961197	209481	5592070
32302	Rackets, bats.	31	247031	126			126	6234	240922
32309	Other sports articles/ equipment etc.	231	8342410	269807	3217		266590	164726	8444274
324	Games & toys	12	77675	8129			8129		85804
3240	Games & toys	12	77675	8129			8129		85804
32401	Dolls, toy animals etc.	12	77675	8129			8129		85804
325	Medical & dental instruments & supplies	895	10825760	276449	5560	54	270943	105336	10991367
3250	Medical & dental instruments & supplies	895	10825760	276449	5560	54	270943	105336	10991367
32501	Surgical drapes/ sterile string etc	22	2451190						2451190
32505	Surgical, dental/ veterinary furniture.	6	85873					34	85839
32506	Dental instruments/ orthopaedic devices	46	333847	2893			2893	71	336668
32509	Others n.e.c.	821	7954850	273556	5560	54	268051	105231	8117670
329	Other manufacturing n.e.c.	40	1036806	265761	220		265540	2458	1299888
3290	Other manufacturing n.e.c.	40	1036806	265761	220		265540	2458	1299888
32902	Brooms & brushes.	22	226745	55026	220		54806	2111	279440
32903	Pens, pencils & stamps etc.	6	474656	197175			197175	17	671815
32909	Others n.e.c.	12	335405	13559			13559	331	348633

TABLE - 4.0 B **FIXED ASSETS (DETAIL)** **PUNJAB**
2015-16
Value in '000' Rs

Industry Code	Industrial Major Groups and Industry	No. of establishments	Dwellings, other buildings and structures			
			Acquisition, addition, alteration & major improvements during year	Sales proceeds of fixed assets disposed off during year	Capital formation on own account	Gross Fixed Capital Formation
1	2	3	4	5	6	7
C	**ALL INDUSTIRES**	**32256**	**35640634**	**663402**	**26938**	**35004171**
10	FOOD PRODUCTS	3385	5125398	305763	2564	4822198
101	Processing & preserving of meat	14	107183			107183
1010	Processing & preserving of meat	14	107183			107183
10102	Fresh, chilled or frozen meat	5	4475			4475
10104 &	Meat products					
10107	Processing of animal offal	9	102709			102709
103	Processing of fruit/ vegetables	15	11988			11988
1030	Processing/ preserving of fruit/ vegetables	15	11988			11988
10302	Preserving of fruit, nuts or vegetables	6	2478			2478
10304	Fruit or vegetable juices.	3				
10305	Jams, jellies & marmalades	6	9510			9510
104	Vegetable & animal oils/ fats	504	338944	1024		337920
1040	Vegetable & animal oils & fats	504	338944	1024		337920
10401	Crude / refined vegetable oils	317	302181	1024		301157
10405	Cotton linters.	74	33063			33063
10406	Oilcakes & others	113	3700			3700
105	Dairy products	82	716413	235859		480554
1050	Dairy products	82	716413	235859		480554
10501	fresh liquid milk & milk-based drinks	18	540291	234614		305677
10504	Butter/ cheese etc.	17	83341	119		83221
10506	Ice cream & other edible ice.	43	92781	1125		91655
10509	Others n.e.c.	4				
106	Grain mill products, starches etc	1807	793993	32260	2564	764296
1061	Grain mill products	1805	793993	32260	2564	764296
10611	Grain milling.	664	336779	9438	727	328068
10612	Rice milling.	1075	456821	22822	1836	435836
10613	Vegetable milling	64	392			392
10614	Cereal breakfast foods	2				
1062	Starches & starch products	2				
10623	Glucose/ glucose syrup etc	2				
107	Other food products	834	2876944	36576		2840367
1071	Bakery products	647	906799			906799
10711	Bread & rolls	40	19610			19610
10712	Pastry, cakes, pies etc.	91	157895			157895
10713	Rusks, biscuits & bakery products	272	666007			666007
10719	Others n.e.c.	244	63287			63287
1072	Sugar	43	1727142	36576		1690566
10721	Sugar & sugar substitutes	43	1727142	36576		1690566
1073	Chocolate & sugar confectionery	48	50258			50258
10732	Chocolate & sugar confectionery	45	50233			50233
10733	Chewing gum	3	25			25
1074	Macaroni, noodles, pasta etc.	16	8681			8681
10741	Pastas/ macaroni etc	16	8681			8681
1079	Other food products n.e.c.	80	184062			184062
10792	Blending of tea & mate	3	607			607
10796	Spices, sauces & condiments	11				
10798	Processing of salt	20				
10799	Others n.e.c.	46	183455			183455
108	Prepared animal feeds	129	279934	45		279889
1080	Prepared animal feeds	129	279934	45		279889
10802	Prepared feeds for farm animals	129	279934	45		279889
11	BEVERAGES	73	713050	11465		701586
110	Beverages	73	713050	11465		701586
1104	Soft drinks, mineral waters etc	73	713050	11465		701586
11041	Non-alcoholic beverages	22	51013			51013
11042	Natural mineral waters/ bottled waters	29	5954			5954
11043	Soft drinks like lemonade, cola etc.	22	656083	11465		644619
12	TOBACCO PRODUCTS	8	69200	733		68467
120	Tobacco products	8	69200	733		68467
1200	Tobacco products	8	69200	733		68467
12001	Tobacco products & substitutes etc.	6	69200	733		68467
12009	Others n.e.c.	2				
13	TEXTILES	5967	13098553	197199	2159	12903513
131	Spinning, weaving, finishing of textile	4510	12782289	197199	1665	12586754
1311	Spinning of textile fibres	579	9467858	82720	516	9385655
13112	Spinning of yarn or thread	579	9467858	82720	516	9385655
1312	Weaving of textiles	3607	2471165	114480	1148	2357833
13121	Broad woven fabrics	3522	2452402	71136	1148	2382415
13122	Other broad woven fabrics etc.	2	3924	43344		-39420

TABLE - 4.0 B **FIXED ASSETS (DETAIL)** **PUNJAB 2015-16**

Value in '000' Rs

Machinery and Equipment				Intellectual Property Products				Total				
Acquisition, addition, alteration & major improvements during year	Sales proceeds of fixed assets disposed off during year	Capital formation on own account	Gross Fixed Capital Formation	Acquisition, addition, alteration & major improvements during year	Sales proceeds of fixed assets disposed off during year	Capital formation on own account	Gross Fixed Capital Formation	Acquisition, addition, alteration & major improvements during year	Sales proceeds of fixed assets disposed off during year	Capital formation on own account	Gross Fixed Capital Formation	Industry Code
8	9	10	11	12	13	14	15	16	17	18	19	1
208322638	**6774203**	**264603**	**201813038**	**10067305**	**4843**	**627277**	**10689740**	**254030577**	**7442447**	**918817**	**247506948**	**C**
42436921	1932182	20649	40525389	42685	137	939	43487	47605003	2238082	24152	45391074	10
1704332			1704332					1811515			1811515	101
1704332			1704332					1811515			1811515	1010
6541			6541					11016			11016	10102
												10104 &
1697791			1697791					1800500			1800500	10107
66627	9657		56970					78615	9657		68958	103
66627	9657		56970					78615	9657		68958	1030
590			590					3068			3068	10302
1515			1515					1515			1515	10304
64522	9657		54865					74032	9657		64376	10305
2387376	10934		2376442	1571	79		1492	2727890	12036		2715854	104
2387376	10934		2376442	1571	79		1492	2727890	12036		2715854	1040
1985433	10431		1975002	1571	43		1528	2289185	11497		2277687	10401
244119			244119					277182			277182	10405
157823	503		157320		36		-36	161523	539		160984	10406
9137773	1446148		7691625	24862			24862	9879048	1682007		8197041	105
9137773	1446148		7691625	24862			24862	9879048	1682007		8197041	1050
8653725	1396165		7257560	24844			24844	9218860	1630779		7588082	10501
105463	36230		69232					188803	36350		152454	10504
378570	13753		364817	18			18	471368	14878		456490	10506
16			16					16			16	10509
2681672	34513	6277	2653435	968			968	3476632	66773	8841	3418700	106
2676261	34513	6277	2648024	968			968	3471222	66773	8841	3413289	1061
1397972	27833	2676	1372815	424			424	1735175	37271	3403	1701307	10611
1163206	6530	3601	1160277	544			544	1620572	29352	5437	1596657	10612
110277			110277					110669			110669	10613
4806	150		4656					4806	150		4656	10614
5411			5411					5411			5411	1062
5411			5411					5411			5411	10623
24971690	347889	3540	24627341	14948		939	15887	27863581	384466	4479	27483595	107
5186925	5384	3540	5185080	18			18	6093741	5384	3540	6091897	1071
71662			71662					91273			91273	10711
2415897			2415897					2573793			2573793	10712
2561788	5384	3481	2559884	18			18	3227812	5384	3481	3225908	10713
137577		59	137637					200864		59	200923	10719
18926322	341580		18584742	12494		939	13433	20665958	378156	939	20288741	1072
18926322	341580		18584742	12494		939	13433	20665958	378156	939	20288741	10721
442903	920		441983	732			732	493893	920		492973	1073
442883	920		441963	732			732	493848	920		492928	10732
20			20					45			45	10733
73960			73960	43			43	82684			82684	1074
73960			73960	43			43	82684			82684	10741
341581	5		341575	1661			1661	527304	5		527299	1079
263331			263331					263938			263938	10792
												10796
30593			30593					30593			30593	10798
47657	5		47651	1661			1661	232773	5		232768	10799
1487451	83041	10833	1415244	336	58		278	1767721	83143	10833	1695411	108
1487451	83041	10833	1415244	336	58		278	1767721	83143	10833	1695411	1080
1487451	83041	10833	1415244	336	58		278	1767721	83143	10833	1695411	10802
7756522	437863		7318658	252775			252775	8722347	449328		8273019	11
7756522	437863		7318658	252775			252775	8722347	449328		8273019	110
7756522	437863		7318658	252775			252775	8722347	449328		8273019	1104
687184	66546		620638	16			16	738213	66546		671668	11041
28103			28103	80			80	34137			34137	11042
7041235	371318		6669918	252678			252678	7949997	382782		7567214	11043
1312519	82119		1230401					1381719	82852		1298867	12
1312519	82119		1230401					1381719	82852		1298867	120
1312519	82119		1230401					1381719	82852		1298867	1200
1312519	82119		1230401					1381719	82852		1298867	12001
												12009
56633127	2456565	124709	54301271	67840	1037		66803	69799521	2654802	126868	67271587	13
54591200	2392394	124063	52322870	67291	1037		66254	67440780	2590630	125728	64975877	131
31319323	1361380	104276	30062219	66769			66769	40853951	1444099	104793	39514644	1311
31319323	1361380	104276	30062219	66769			66769	40853951	1444099	104793	39514644	13112
20894468	978610	19693	19935551	323	1037		-714	23365956	1094127	20841	22292670	1312
20828851	964583	19693	19883961	181	1037		-856	23281434	1036755	20841	22265519	13121
15999	13239		2760					19923	56583		-36660	13122

TABLE - 4.0 B **FIXED ASSETS (DETAIL)** **PUNJAB**
2015-16
Value in '000' Rs

Industry Code	Industrial Major Groups and Industry	No. of establishments	Dwellings, other buildings and structures			
			Acquisition, addition, alteration & major improvements during year	Sales proceeds of fixed assets disposed off during year	Capital formation on own account	Gross Fixed Capital Formation
1	2	3	4	5	6	7
13129	Others n.e.c.	83	14838			14838
1313	Finishing of textiles	324	843266			843266
13131	Bleaching & dyeing of fabrics	324	843266			843266
139	Other textiles	1457	316264		494	316758
1392	Made-up textile articles	271	75526		494	76020
13921	Madeup articles of any textile material	212	72703		494	73197
13922	Made-up furnishing articles	47	2823			2823
13929	Others n.e.c.	12				
1393	Carpets & rugs	67	3433			3433
13930	Floor coverings like carpets, rugs etc.	67	3433			3433
1394	Cordage, rope, twine & netting	18				
13941	Twine, cordage, rope etc.	18				
1399	Other textiles n.e.c.	1101	237305			237305
13991	Labels/ badges etc.	45	432			432
13992	Tulles/ laces & other net fabrics	1023	236873			236873
13999	Others n.e.c.	33				
14	WEARING APPAREL	1713	3253879	1095		3252783
141	Wearing apparel	1582	2955178	1095		2954082
1410	Wearing apparel	1582	2955178	1095		2954082
14101	Wearing apparel of leather	157	153265			153265
14102	Outerwear/ work wear	757	2669127	1095		2668031
14103	Underwear/ nightwear	161	72180			72180
14104	Babies' garments/ tracksuits etc.	20	27417			27417
14105 &	Other clothing accessories					
14109	Others n.e.c.	487	33190			33190
143	Knitted & crocheted apparel	131	298701			298701
1430	Knitted & crocheted apparel	131	298701			298701
14301	Knitted or crocheted wearing apparel	30	65917			65917
14302	Hosiery, socks, tights & pantyhose etc	101	232784			232784
15	LEATHER PRODUCTS	998	787859	27029		760830
151	Tanning of leather & leather products	294	157078			157078
1511	Tanning & dressing of leather	258	152047			152047
15111	Tanning/ dressing of hides & skins	253	146547			146547
15119	Others n.e.c.	5	5500			5500
1512	Luggage, h&bags, saddlery etc.	36	5032			5032
15121	Luggage, h&bags etc.	26				
15122	Articles of leather etc.	10	5032			5032
152	Footwear	704	630781	27029		603752
1520	Footwear	704	630781	27029		603752
15201	Footwear	698	629108	27029		602079
15202	Leather parts of footwear etc.	6	1673			1673
16	WOOD AND WOOD PRODUCTS	596	165789	3573	419	162635
161	Sawmilling & planning of wood	142	65693	3315		62378
1610	Sawmilling & planning of wood	142	65693	3315		62378
16101	Sawing & planning of wood	142	65693	3315		62378
162	Products of wood, cork, straw etc.	454	100097	258	419	100257
1621	Veneer sheets & wood-based panels	47	52917			52917
16211	Manufacture of veneer sheets	6				
16212	Plywood/ veneer panel/ laminated sheets	35	52917			52917
16213	Particle board/ densified wood etc.	6				
1622	Builders' carpentry & joinery	120	12070	190	419	12298
16221	Wooden goods of construction industry	120	12070	190	419	12298
1623	Wooden containers	180	488			488
16231	Packing boxes, crates, drums of wood	180	488			488
1629	Other wood products	107	34622	68		34554
16291	Wood products	107	34622	68		34554
17	PAPER AND PAPER PRODUCTS	530	1943056		155	1943211
170	Paper & paper products	530	1943056		155	1943211
1701	Pulp, paper & paperboard	195	981087			981087
17013	Paper & paperboard	192	980648			980648
17019	Others n.e.c.	3	439			439
1702	Corrugated paper/ paperboard & containers	316	961969		155	962123
17021	Corrugated paper/ paperboard containers	309	933963		155	934118
17022	Sacks, bags & similar articles of paper	7	28005			28005
1709	Other articles of paper & paperboard	19				
17091	Personal hygiene paper product	8				
17099	Others n.e.c.	11				
18	PRINTING/REPRODUCTION OF RECORDED MEDIA	270	90017			90017
181	Printing	270	90017			90017
1811	Printing	267	89992			89992

TABLE - 4.0 B **FIXED ASSETS (DETAIL)** **PUNJAB 2015-16**

Value in '000' Rs

Machinery and Equipment				Intellectual Property Products				Total				
Acquisition, addition, alteration & major improvements during year	Sales proceeds of fixed assets disposed off during year	Capital formation on own account	Gross Fixed Capital Formation	Acquisition, addition, alteration & major improvements during year	Sales proceeds of fixed assets disposed off during year	Capital formation on own account	Gross Fixed Capital Formation	Acquisition, addition, alteration & major improvements during year	Sales proceeds of fixed assets disposed off during year	Capital formation on own account	Gross Fixed Capital Formation	Industry Code
8	9	10	11	12	13	14	15	16	17	18	19	1
49619	788		48830	142			142	64599	788		63811	13129
2377409	52404	94	2325099	199			199	3220874	52404	94	3168564	1313
2377409	52404	94	2325099	199			199	3220874	52404	94	3168564	13131
2041927	64171	646	1978402	550			550	2358741	64171	1140	2295710	139
340483	38607	494	302370	82			82	416091	38607	989	378472	1392
149350	38519	494	111325	82			82	222135	38519	989	184605	13921
191133	89		191044					193956	89		193868	13922
												13929
101471			101471					104904			104904	1393
101471			101471					104904			104904	13930
1544			1544					1544			1544	1394
1544			1544					1544			1544	13941
1598429	25564	152	1573017	468			468	1836202	25564	152	1810790	1399
22208	52		22156					22641	52		22589	13991
1546299	25512	152	1520939	451			451	1783623	25512	152	1758263	13992
29922			29922	16			16	29938			29938	13999
9830728	195582		9635146	68203	389		67814	13152811	197067		12955743	14
7531916	165029		7366887	68203	389		67814	10555297	166514		10388783	141
7531916	165029		7366887	68203	389		67814	10555297	166514		10388783	1410
283509	43914		239595	8360			8360	445134	43914		401220	14101
6866876	117412		6749463	57558	389		57169	9593560	118897		9474663	14102
210718	1536		209182					282897	1536		281362	14103
35149			35149	2285			2285	64851			64851	14104
												14105 &
135665	2167		133497					168854	2167		166687	14109
2298812	30553		2268259					2597513	30553		2566960	143
2298812	30553		2268259					2597513	30553		2566960	1430
929351			929351					995268			995268	14301
1369461	30553		1338908					1602245	30553		1571692	14302
3251417	203204	241	3048454	585			585	4039861	230233	241	3809870	15
614731	13315	241	601657	31			31	771840	13315	241	758767	151
521099	13056		508043	31			31	673177	13056		660120	1511
521099	12916		508183	31			31	667677	12916		654760	15111
	140		-140					5500	140		5360	15119
93632	258	241	93615					98664	258	241	98646	1512
5703	17		5685					5703	17		5685	15121
87929	241	241	87929					92961	241	241	92961	15122
2636686	189889		2446797	554			554	3268021	216918		3051103	152
2636686	189889		2446797	554			554	3268021	216918		3051103	1520
2627879	189889		2437990	554			554	3257541	216918		3040623	15201
8807			8807					10480			10480	15202
715036	1873	10345	723509	851	55	368	1164	881676	5501	11132	887307	16
20384	877	9208	28716	821	55	368	1134	86898	4247	9577	92228	161
20384	877	9208	28716	821	55	368	1134	86898	4247	9577	92228	1610
20384	877	9208	28716	821	55	368	1134	86898	4247	9577	92228	16101
694652	996	1137	694793	30			30	794778	1254	1555	795079	162
571943			571943					624860			624860	1621
												16211
569512			569512					622429			622429	16212
2431			2431					2431			2431	16213
108719	401	390	108708	19			19	120808	592	809	121024	1622
108719	401	390	108708	19			19	120808	592	809	121024	16221
8758	192	433	8999	11			11	9257	192	433	9498	1623
8758	192	433	8999	11			11	9257	192	433	9498	16231
5232	402	313	5143					39854	470	313	39697	1629
5232	402	313	5143					39854	470	313	39697	16291
8562018	8407	97	8553708	816			816	10505889	8407	252	10497734	17
8562018	8407	97	8553708	816			816	10505889	8407	252	10497734	170
3228634	4753	97	3223977	128			128	4209848	4753	97	4205192	1701
3226566	4753	97	3221909	128			128	4207341	4753	97	4202685	17013
2068			2068					2507			2507	17019
5226441	3653		5222788	688			688	6189098	3653	155	6185599	1702
5036214	3653		5032561	239			239	5970416	3653	155	5966918	17021
190227			190227	449			449	218681			218681	17022
106943			106943					106943			106943	1709
3837			3837					3837			3837	17091
103107			103107					103107			103107	17099
479345	3697		475648	95			95	569457	3697		565760	18
479345	3697		475648	95			95	569457	3697		565760	181
479285	3697		475588	85			85	569362	3697		565665	1811

TABLE - 4.0 B **FIXED ASSETS (DETAIL)** **PUNJAB**
2015-16
Value in '000' Rs

Industry Code	Industrial Major Groups and Industry	No. of establishments	Dwellings, other buildings and structures			
			Acquisition, addition, alteration & major improvements during year	Sales proceeds of fixed assets disposed off during year	Capital formation on own account	Gross Fixed Capital Formation
1	2	3	4	5	6	7
18111	Printing of newspapers/ magazines	2	6			6
18112	Printing of books, brochures, maps etc	126	22763			22763
18114	Printing of diaries & calendars etc	8				
18115	Printing on textile, glass, metal, wood	126	67223			67223
18119	Other printing n.e.c.	5				
1812	Service related to printing	3	25			25
18121 &	Binding of printed sheets					
18124	Preparation of plates & dies	3	25			25
19	COKE AND REFINED PETROLEUM PRODUCTS	34	24433			24433
192	Refined petroleum products	34	24433			24433
1920	Refined petroleum products	34	24433			24433
19201	Production of motor fuel/ kerosene etc.	3	13159			13159
19203	Oil-based lubricating oils or greases	24	9634			9634
19205 &	White spirit, vaseline, paraffin wax					
19207	Blending of bio fuels	7	1640			1640
20	CHEMICALS AND CHEMICAL PRODUCTS	594	3069321	59163		3010157
201	Basic chemicals, fertilizers etc.	237	1819598	19138		1800460
2011	Basic chemicals	107	475793			475793
20111	Inorganic industrial/ medical gases	12	269969			269969
20112	Dyes & pigments in basic form	28	18750			18750
20113	Manufacture of inorganic acids & bases	26	169207			169207
20114	Chemical elements & other inorganic compounds	2	50			50
20115	Basic organic chemicals	28	13592			13592
20119	Others n.e.c.	11	4226			4226
2012	Fertilizers & nitrogen compounds	16	1252618	4498		1248120
20121 &	Fertilizers					
20122	Nitrogen products	16	1252618	4498		1248120
2013	Plastics & synthetic rubber	114	91187	14639		76547
20131	Plastics in primary forms	114	91187	14639		76547
202	Other chemical products	350	1249723	40026		1209697
2021	Pesticides/ agrochemical products etc	50	23865	492		23374
20211	Insecticides/ fungicides/ herbicides	50	23865	492		23374
2022	Paints, varnishes & printing ink etc.	96	763721	844		762877
20221	Paints & varnishes etc	88	754900	844		754057
20225	Caulking compounds etc	2				
20227	Printing ink	6	8820			8820
2023	Soap, perfumes & toilet preparations	130	402325	38690		363635
20232	Soap	87	31333			31333
20234	Detergent, dish-washing preparation etc	7	438	34291		-33853
20235	Cleaning & polishing products	10	465			465
20236 &	Perfumes & toilet preparations					
20239	Others n.e.c.	26	370089	4399		365690
2029	Other chemical products n.e.c.	74	59812			59812
20291	Propellant powders/ explosives	28	5985			5985
20292	Gelatine/ glues & prepared adhesives	23	43265			43265
20293 &	Aromatic/odoriferous/distilled waters products					
20298	Matches	10	10562			10562
20299	Others n.e.c.	13				
203	Man-made fibres	7				
2030	Man-made fibres	7				
20301	Synthetic or artificial filament tow	3				
20303	Synthetic or artificial filament yarn	4				
21	BASIC PHARMACEUTICAL PRODUCTS	252	310518		1	310519
210	Pharmaceuticals	252	310518		1	310519
2100	Pharmaceuticals	252	310518		1	310519
21001	Medicinal active substances	200	305141		1	305143
21003	Medicaments/ homeopathic preparations	40	4101			4101
21009	Other such activities n.e.c.	12	1275			1275
22	RUBBER AND PLASTICS PRODUCTS	868	744300	924	7497	750873
221	Rubber products	105	25253			25253
2211	Rubber tyres & tubes	16	9524			9524
22111	Rubber tyres	14	9524			9524
22112	Inner tubes for tyres	2				
2219	Other rubber products	89	15729			15729
22191	Other products of rubber	89	15729			15729
222	Plastics products	763	719048	924	7497	725620
2220	Plastics products	763	719048	924	7497	725620
22201	Plastic products for packing of goods	370	655147	924	7497	661719
22202	Builders' plastics ware	47	3877			3877
22203	Plastic tableware, kitchenware etc	183	1692			1692
22209	Other diverse plastic products	163	58332			58332

TABLE - 4.0 B **FIXED ASSETS (DETAIL)** **PUNJAB 2015-16**

Value in '000' Rs

Machinery and Equipment				Intellectual Property Products				Total				
Acquisition, addition, alteration & major improvements during year	Sales proceeds of fixed assets disposed off during year	Capital formation on own account	Gross Fixed Capital Formation	Acquisition, addition, alteration & major improvements during year	Sales proceeds of fixed assets disposed off during year	Capital formation on own account	Gross Fixed Capital Formation	Acquisition, addition, alteration & major improvements during year	Sales proceeds of fixed assets disposed off during year	Capital formation on own account	Gross Fixed Capital Formation	Industry Code
8	9	10	11	12	13	14	15	16	17	18	19	1
3006			3006					3012			3012	18111
109355	1226		108129	42			42	132160	1226		130935	18112
												18114
366924	2472		364452	42			42	434190	2472		431718	18115
												18119
60			60	10			10	95			95	1812
												18121 &
60			60	10			10	95			95	18124
327275	4615		322659	6		7503	7509	351714	4615	7503	354601	19
327275	4615		322659	6		7503	7509	351714	4615	7503	354601	192
327275	4615		322659	6		7503	7509	351714	4615	7503	354601	1920
158658	2372		156286			7503	7503	171817	2372	7503	176948	19201
167877	2243		165633	6			6	177517	2243		175273	19203
												19205 &
740			740					2380			2380	19207
29743231	402854	16475	29356852	9060009	1663	618451	9676798	41872560	463680	634927	42043807	20
26587863	258459	16471	26345875	9053902	503	618451	9671851	37461363	278099	634923	37818186	201
4335525	97459	49	4238115	799492			799492	5610811	97459	49	5513401	2011
438909			438909					708878			708878	20111
2082033	3198		2078835	22			22	2100805	3198		2097607	20112
869176	29395	49	839830	797286			797286	1835669	29395	49	1806323	20113
590			590					640			640	20114
924608	64866		859743	2184			2184	940384	64866		875518	20115
20209			20209					24435			24435	20119
21281258	91376	16422	21206304	8251510	503	617760	8868767	30785385	96377	634182	31323190	2012
												20121 &
21281258	91376	16422	21206304	8251510	503	617760	8868767	30785385	96377	634182	31323190	20122
971080	69624		901455	2900		692	3592	1065167	84264	692	981595	2013
971080	69624		901455	2900		692	3592	1065167	84264	692	981595	20131
3148832	144395	4	3004442	6107	1160		4947	4404662	185581	4	4219086	202
270103	3481		266622					293968	3973		289995	2021
270103	3481		266622					293968	3973		289995	20211
852742	49877	4	802870	1773			1773	1618236	50720	4	1567520	2022
845219	49877	4	795346	1773			1773	1601893	50720	4	1551176	20221
												20225
7524			7524					16344			16344	20227
1767826	86942		1680885	4315			4315	2174466	125632		2048834	2023
163604	32341		131262	4201			4201	199138	32341		166796	20232
23876	834		23042	104			104	24418	35125		-10706	20234
2904			2904	9			9	3379			3379	20235
												20236 &
1577442	53766		1523676					1947531	58166		1889366	20239
258161	4095		254065	19	1160		-1141	317991	5256		312736	2029
202210			202210					208196			208196	20291
9800			9800					53065			53065	20292
												20293 &
18410			18410	19			19	28991			28991	20298
27740	4095		23645		1160		-1160	27740	5256		22485	20299
6536			6536					6536			6536	203
6536			6536					6536			6536	2030
6214			6214					6214			6214	20301
322			322					322			322	20303
8042117	99537	27	7942607	1608	595		1013	8354244	100132	28	8254140	21
8042117	99537	27	7942607	1608	595		1013	8354244	100132	28	8254140	210
8042117	99537	27	7942607	1608	595		1013	8354244	100132	28	8254140	2100
1707969	97601	27	1610394	1594	595		999	2014705	98196	28	1916536	21001
6314343	1935		6312408	14			14	6318458	1935		6316523	21003
19805			19805					21080			21080	21009
4226718	123880	21530	4124368	5851			5851	4976869	124804	29027	4881092	22
912990	2031	6	910965	61			61	938303	2031	6	936279	221
897140	2016		895124	14			14	906677	2016		904661	2211
896726	2016		894710	14			14	906263	2016		904247	22111
414			414					414			414	22112
15851	15	6	15842	47			47	31627	15	6	31618	2219
15851	15	6	15842	47			47	31627	15	6	31618	22191
3313727	121849	21524	3213403	5791			5791	4038566	122773	29021	3944814	222
3313727	121849	21524	3213403	5791			5791	4038566	122773	29021	3944814	2220
3136799	113934	21524	3044389	4595			4595	3796540	114858	29021	3710703	22201
2141			2141	29			29	6047			6047	22202
31276			31276	596			596	33564			33564	22203
143513	7915		135598	571			571	202415	7915		194500	22209

TABLE - 4.0 B **FIXED ASSETS (DETAIL)** **PUNJAB**
2015-16
Value in '000' Rs

Industry Code	Industrial Major Groups and Industry	No. of establishments	Dwellings, other buildings and structures			
			Acquisition, addition, alteration & major improvements during year	Sales proceeds of fixed assets disposed off during year	Capital formation on own account	Gross Fixed Capital Formation
1	2	3	4	5	6	7
23	OTHER NON-METALLIC MINERAL PRODUCTS	10055	3861160	42674	4831	3823318
231	Glass & glass products	56	47631			47631
2310	Glass & glass products	56	47631			47631
23101	Flat glass/ glass paving blocks	20	34138			34138
23102	Glass mirror/ bottle/ drinking glass	10	8861			8861
23103	Pharmaceutical glassware etc.	4	4379			4379
23109	Others glass products n.e.c.	22	253			253
239	Non-metallic mineral products n.e.c.	9999	3813530	42674	4831	3775687
2391	Refractory products	4	2			2
23912	Manufacture of refractory ceramic goods	4	2			2
2392	Clay building materials	9193	1737588	21314	4309	1720582
23922	Non-refractory clay building materials	9156	1737339	21314	4309	1720334
23923	Ceramic sanitary fixtures	37	248			248
2393	Other porcelain & ceramic products	165	3290			3290
23931	Ceramic tableware & domestic articles	158	3290			3290
23932	Electrical fittings of ceramics etc.	2				
23939	Other porcelain & ceramic products	5				
2394	Cement, lime & plaster	22	1930836	21336		1909500
23941	Clinkers & hydraulic cement	9	1930836	21336		1909500
23943	Plasters of calcined gypsum/ sulphate	13				
2395	Articles of concrete, cement & plaster	321	90363	24	346	90685
23951	Precast concrete, cement or stone	241	65005	24	346	65327
23959	Other articles of concrete or cement	80	25358			25358
2396	Cutting, shaping & finishing of stone	280	50843		177	51020
23961	Cutting, shaping & finishing of stone	280	50843		177	51020
2399	Other non-metallic mineral products	14	608			608
23991	Millstones/abrasive products and polishing	6	400			400
23993	Mineral insulating materials	2				
23995 &	Articles of asphalt etc					
23999	Manufacture of other such products n.e.c.	6	208			208
24	BASIC METALS	714	234505		2192	236697
241	Basic iron & steel	454	194240		2192	196432
2410	Basic iron & steel	454	194240		2192	196432
24102 &	Pig iron/spiegeleisen/ferro-alloys & ferrous products					
24104	Remelting of scrap ingot of iron/ steel	64	44824		2057	46881
24106	Hot/cold-rolled products of steel	303	95101		135	95237
24108	Welded tubes & pipes of steel	73	54315			54315
24109	Others n.e.c.	14				
242	Basic precious & non-ferrous metals	92	7915			7915
2420	Basic precious & non-ferrous metals	92	7915			7915
24202	Aluminium & alloys	48	7915			7915
24203	Lead, zinc, tin & alloys from ores	4				
24205 &	Copper alloys					
24206	Chrome, manganese, nickel & alloys etc	40				
243	Casting of metals	168	32350			32350
2431	Casting of iron & steel	158	32350			32350
24311	Casting of iron	124	23444			23444
24312	Casting of steel	34	8906			8906
2432	Casting of non-ferrous metals	10				
24324	Casting of precious metal castings	10				
25	FABRICATED METAL PRODUCTS	1642	423219	34	94	423280
251	Structural metal products etc	396	225630	34	94	225690
2511	Structural metal products	354	148325	34	94	148385
25111	Metal framework/ skeleton etc	26	20394			20394
25112	Metal door, window, shutter, gates etc	279	116669	34	94	116730
25119	Others n.e.c.	49	11261			11261
2512	Tanks, reservoirs & containers of metal	35	76944			76944
25121	Reservoirs, tanks & containers of metal	6				
25122	Metal containers for gas	27	76944			76944
25123	Central heating boilers & radiators	2				
2513	Steam generators	7	361			361
25131 &	Steam/ vapour generator, condenser etc					
25132	Parts for marine or power boilers/ nuclear reactors etc	7	361			361
252	Weapons & ammunition	3	27906			27906
2520	Weapons & ammunition	3	27906			27906
25201 &	Heavy weapons					
25202	Small arms	3	27906			27906
259	Other fabricated metal products	1243	169684			169684
2592	Treatment & coating of metals	5				
25921 &	Plating, anodizing, s&blasting etc.					
25922	Colouring/engraving, non-metallic coating metals	5				
2593	Cutlery, h& tools & general hardware	439	40841			40841
25931	Cutlery	245	504			504

TABLE - 4.0 B **FIXED ASSETS (DETAIL)** **PUNJAB 2015-16**

Value in '000' Rs

Machinery and Equipment				Intellectual Property Products				Total				
Acquisition, addition, alteration & major improvements during year	Sales proceeds of fixed assets disposed off during year	Capital formation on own account	Gross Fixed Capital Formation	Acquisition, addition, alteration & major improvements during year	Sales proceeds of fixed assets disposed off during year	Capital formation on own account	Gross Fixed Capital Formation	Acquisition, addition, alteration & major improvements during year	Sales proceeds of fixed assets disposed off during year	Capital formation on own account	Gross Fixed Capital Formation	Industry Code
8	9	10	11	12	13	14	15	16	17	18	19	1
10488778	482424	16910	10023264	412522	109		412413	14762461	525208	21742	14258995	23
1185047	33643		1151404	217			217	1232894	33643		1199251	231
1185047	33643		1151404	217			217	1232894	33643		1199251	2310
1003893	33643		970250					1038031	33643		1004388	23101
149632			149632	7			7	158500			158500	23102
7451			7451	27			27	11857			11857	23103
24071			24071	182			182	24506			24506	23109
9303731	448781	16910	8871860	412306	109		412197	13529566	491565	21742	13059743	239
7			7					9			9	2391
7			7					9			9	23912
3995895	8389	15582	4003088	329			329	5733811	29703	19890	5723998	2392
3995862	8389	15582	4003055	329			329	5733530	29703	19890	5723717	23922
33			33					281			281	23923
27944	111		27833					31233	111		31122	2393
10415			10415					13705			13705	23931
17529	111		17418					17529	111		17418	23932
												23939
4683007	431489		4251518	324605			324605	6938448	452825		6485623	2394
4683007	431489		4251518	324605			324605	6938448	452825		6485623	23941
												23943
476621	8629	1021	469012	87357			87357	654341	8653	1367	647055	2395
406697	8328	795	399164	87357			87357	559060	8352	1141	551849	23951
69923	301	226	69848					95282	301	226	95206	23959
113182	163	308	113326	8	109		-102	164033	272	485	164245	2396
113182	163	308	113326	8	109		-102	164033	272	485	164245	23961
7076			7076	7			7	7691			7691	2399
2128			2128	7			7	2535			2535	23991
												23993
												23995 &
4948			4948					5156			5156	23999
4385539	15765	18667	4388442	735			735	4620779	15765	20859	4625874	24
4181319	13384	18667	4186601	729			729	4376288	13384	20859	4383763	241
4181319	13384	18667	4186601	729			729	4376288	13384	20859	4383763	2410
												24102 &
281172	4719	9128	285581	132			132	326128	4719	11185	332594	24104
3532060	6728		3525332	203			203	3627364	6728	135	3620772	24106
368087	1937	9539	375689	394			394	422796	1937	9539	430397	24108
												24109
152861	2332		150529					160776	2332		158444	242
152861	2332		150529					160776	2332		158444	2420
152511	2332		150178					160425	2332		158093	24202
154			154					154			154	24203
												24205 &
196			196					196			196	24206
51360	48		51311	6			6	83716	48		83667	243
51360	48		51311	6			6	83716	48		83667	2431
13477			13477					36921			36921	24311
37882	48		37834	6			6	46794	48		46746	24312
												2432
												24324
1452360	8797	1435	1444998	1370	327		1043	1876950	9158	1529	1869321	25
549650	6188	1024	544486	812			812	776091	6221	1118	770988	251
446735	748	1024	447010	51			51	595110	782	1118	595446	2511
68824			68824	22			22	89240			89240	25111
367754	742	1024	368036	29			29	484452	775	1118	484794	25112
10157	6		10151					21419	6		21412	25119
6331			6331	12			12	83288			83288	2512
												25121
6331			6331	12			12	83288			83288	25122
												25123
96584	5439		91145	749			749	97693	5439		92254	2513
												25131 &
96584	5439		91145	749			749	97693	5439		92254	25132
280676			280676					308582			308582	252
280676			280676					308582			308582	2520
												25201 &
280676			280676					308582			308582	25202
622034	2609	411	619836	559	327		231	792277	2937	411	789751	259
												2592
												25921 &
												25922
355756	1372		354384					396597	1372		395225	2593
12239	1372		10868					12744	1372		11372	25931

TABLE - 4.0 B **FIXED ASSETS (DETAIL)** **PUNJAB**
2015-16
Value in '000' Rs

Industry Code	Industrial Major Groups and Industry	No. of establishments	Dwellings, other buildings and structures			
			Acquisition, addition, alteration & major improvements during year	Sales proceeds of fixed assets disposed off during year	Capital formation on own account	Gross Fixed Capital Formation
1	2	3	4	5	6	7
25932	Knives, h& tools, saw blades etc	123	39572			39572
25933	Padlocks, locks, keys, hinges etc	57	355			355
25934	Other tools of such nature n.e.c.	14	410			410
2599	Other fabricated metal products n.e.c.	799	128843			128843
25991	Cans, drums, buckets, boxes, tins etc	76	28632			28632
25992	Uninsulated or insulated metal cable	4				
25993	Nails, bolts, screws, nuts, chains etc.	118	19495			19495
25994	Metal household articles	304	34254			34254
25995	Metal goods for office use	48	110			110
25996	Safes, strongboxes, armoured doors etc.	85	285			285
25997	Various metal articles	100	12687			12687
25999	Others n.e.c.	64	33381			33381
26	COMPUTER, ELECTRONIC AND OPTICAL PRODUCTS	27	3899			3899
261	Electronic components & boards	7	3846			3846
2610	Electronic components & boards	7	3846			3846
26101	Capacitors, resistors, microprocessors	7	3846			3846
263	Communication equipment	4				
2630	Communication equipment	4				
26303	Cable television equipment, antenna etc	4				
264	Consumer electronics	5				
2640	Consumer electronics	5				
26402	Televisions, monitors & displays	2				
26409	Others n.e.c.	3				
265	Measuring equipment; watches/ clocks	11	53			53
2651	Measuring, navigating/ control equipment	7	53			53
26514	Measuring & control equipment	2	53			53
26519	Manufacture of others n.e.c.	5				
2652	Watches & clocks	4				
26521	Watches & clocks	4				
27	ELECTRICAL EQUIPMENT	634	318767	4177	5148	319739
271	Electric motor, generator, transformer	115	181388	4177		177211
2710	Electric motors, generators, transformers etc.	115	181388	4177		177211
27101	Electric transformers	19	76987	4177		72810
27102	Electric motors/ power generators etc	15	3200			3200
27103 &	Electric power distribution panel etc.					
27104	Switchboard apparatus, fuses, switches	52	99884			99884
27109	Others n.e.c.	29	1317			1317
272	Batteries & accumulators	11	22441			22441
2720	Batteries & accumulators	11	22441			22441
27203	Lead acid/ lithium/ dry/ wet batteries	11	22441			22441
273	Wiring & wiring devices	80	5550			5550
2731 &	Fibre optic cables					
2732	Other electric wires & cables	80	5550			5550
27310 &	Fibre optic cable for data transmission etc.					
27320	Insulated wire & cable	80	5550			5550
274	Electric lighting equipment	35	10000			10000
2740	Electric lighting equipment	35	10000			10000
27401	Lamps, bulbs, ch&eliers,lanterns etc.	6	10000			10000
27409	Others n.e.c.	29				
275	Domestic appliances	375	97727		5148	102875
2750	Domestic appliances	375	97727		5148	102875
27501	Domestic electric appliances	326	84304		5148	89453
27502	Domestic electrothermic appliances	6	5500			5500
27503	Domestic non-electric cooking equipment	43	7922			7922
279	Other electrical equipment	18	1661			1661
2790	Other electrical equipment	18	1661			1661
27901	Battery chargers & electrical bells etc	4				
27909	Others n.e.c.	14	1661			1661
28	MACHINERY AND EQUIPMENT N.E.C.	770	359682	8485	230	351428
281	General-purpose machinery	303	80120	8361	68	71827
2811	Engines & turbines	5				
28112	Turbines & parts etc	5				
2813	Other pumps, compressors, taps & valves	147	23619			23619
28131	Air or vacuum pumps/ compressors	2				
28132	Pumps for liquids	97	20576			20576
28133	Pumps for engines/ motor vehicle pumps	10	1267			1267
28134	Industrial taps/ valves & h& pump etc	38	1775			1775
2814 &	Bearings, gears, gearing etc					
2815	Ovens, furnaces & furnace burners	7				
28143 &	Gears, pulleys & transmission chain etc					
28151	Electrical & other furnaces, ovens,burners etc.	7				
2816	Lifting & h&ling equipment	39	31411	8361	68	23118
28161	Lifting, h&ling, loading machinery	39	31411	8361	68	23118
2819	Other general-purpose machinery	105	25091			25091

TABLE - 4.0 B **FIXED ASSETS (DETAIL)** **PUNJAB 2015-16**

Value in '000' Rs

Machinery and Equipment				Intellectual Property Products				Total				
Acquisition, addition, alteration & major improvements during year	Sales proceeds of fixed assets disposed off during year	Capital formation on own account	Gross Fixed Capital Formation	Acquisition, addition, alteration & major improvements during year	Sales proceeds of fixed assets disposed off during year	Capital formation on own account	Gross Fixed Capital Formation	Acquisition, addition, alteration & major improvements during year	Sales proceeds of fixed assets disposed off during year	Capital formation on own account	Gross Fixed Capital Formation	Industry Code
8	9	10	11	12	13	14	15	16	17	18	19	1
341717			341717					381289			381289	25932
1643			1643					1998			1998	25933
158			158					567			567	25934
266278	1238	411	265451	559	327		231	395679	1565	411	394526	2599
62885			62885	11			11	91528			91528	25991
335			335					335			335	25992
54011			54011	51			51	73557			73557	25993
69323			69323	388			388	103965			103965	25994
12658	250		12408					12768	250		12518	25995
4701			4701					4985			4985	25996
20586	988		19599		327		-327	33273	1315		31958	25997
41779		411	42190	109			109	75269		411	75680	25999
53897	7619		46278	170			170	57966	7619		50347	26
13996	4665		9331	170			170	18012	4665		13347	261
13996	4665		9331	170			170	18012	4665		13347	2610
13996	4665		9331	170			170	18012	4665		13347	26101
												263
												2630
												26303
32124	2954		29170					32124	2954		29170	264
32124	2954		29170					32124	2954		29170	2640
32124	2954		29170					32124	2954		29170	26402
												26409
7777			7777					7830			7830	265
7777			7777					7830			7830	2651
85			85					138			138	26514
7692			7692					7692			7692	26519
												2652
												26521
6482442	172713	26170	6335900	120966			120966	6922175	176889	31318	6776604	27
2197917	150334		2047583	116614			116614	2495919	154511		2341409	271
2197917	150334		2047583	116614			116614	2495919	154511		2341409	2710
2018442	86748		1931694	310			310	2095738	90924		2004814	27101
2028			2028					5228			5228	27102
												27103 &
168613	63586		105026	116304			116304	384801	63586		321215	27104
8835			8835					10152			10152	27109
88197	4606		83591					110638	4606		106032	272
88197	4606		83591					110638	4606		106032	2720
88197	4606		83591					110638	4606		106032	27203
1041757	17768		1023989					1047307	17768		1029539	273
												2731 &
1041757	17768		1023989					1047307	17768		1029539	2732
												27310 &
1041757	17768		1023989					1047307	17768		1029539	27320
172			172	12			12	10184			10184	274
172			172	12			12	10184			10184	2740
172			172	12			12	10184			10184	27401
												27409
3152472	5	26170	3178637	4339			4339	3254538	5	31318	3285852	275
3152472	5	26170	3178637	4339			4339	3254538	5	31318	3285852	2750
3149952	5	26170	3176117	4339			4339	3238595	5	31318	3269909	27501
1570			1570					7070			7070	27502
951			951					8873			8873	27503
1927			1927					3589			3589	279
1927			1927					3589			3589	2790
1500			1500					1500			1500	27901
427			427					2089			2089	27909
8012525	39375	1602	7974752	159			159	8372366	47859	1833	8326339	28
7506828	21317	1305	7486816					7586949	29678	1373	7558643	281
												2811
												28112
109443	16467		92976					133062	16467		116595	2813
7537			7537					7537			7537	28131
97765	16467		81298					118341	16467		101874	28132
444			444					1711			1711	28133
3697			3697					5473			5473	28134
												2814 &
												2815
												28143 &
												28151
9134	575	1305	9864					40545	8936	1373	32982	2816
9134	575	1305	9864					40545	8936	1373	32982	28161
7388251	4275		7383976					7413342	4275		7409067	2819

TABLE - 4.0 B **FIXED ASSETS (DETAIL)** **PUNJAB**
2015-16
Value in '000' Rs

Industry Code	Industrial Major Groups and Industry	No. of establishments	Dwellings, other buildings and structures			
			Acquisition, addition, alteration & major improvements during year	Sales proceeds of fixed assets disposed off during year	Capital formation on own account	Gross Fixed Capital Formation
1	2	3	4	5	6	7
28191	Industrial freezing equipment etc.	20	1978			1978
28192	Weighing, packing & wrapping machinery	18				
28193	Filtering or purifying machinery	15				
28198	Parts for general-purpose machinery	11				
28199	Others n.e.c.	41	23113			23113
282	Special-purpose machinery	467	279562	124	162	279600
2821	Agricultural & forestry machinery	339	262719	11	50	262758
28211	Tractors	11	188575			188575
28213	Agricultural trailers or semi-trailers	28	487	11	16	493
28214	Soil preparation, planting machinery	47	2817		33	2850
28215	Harvesting or threshing machinery	55	9383			9383
28216 &	Milking machines					
28217	Spraying machinery	2				
28219	Diverse agricultural machinery	196	61457			61457
2822	Metal-forming machinery & machine tools	30	6633			6633
28222	Tools for grinding, drilling, boring	15				
28223	Stamping or pressing machine tools	8	6500			6500
28224	Hydraulic presse/ forging machine etc.	5				
28227	Parts/ accessories for machine tools	2	133			133
2824	Mining/ quarrying/ construction machinery	12				
28242	Boring, cutting & tunnelling machinery	2				
28243	Machinery for treating minerals	8				
28245 &	Manufacture of earth-moving machinery					
28246	Pile drivers/ mortar spreaders etc.	2				
2825	Food, beverage & tobacco machinery	28	9298	113	113	9298
28253	Grain milling machinery	10		113	113	
28256	Machinery for extractionof animal/vegetable fats/oils	2				
28259	Food processing machinery	16	9298			9298
2826	Textile, apparel & leather machinery	55	912			912
28261	Textile machinery	27	912			912
28262	Equipment for textile machinery	4				
28266	Sewing machines	24				
2829	Other special-purpose machinery	3				
28291 &	Machinery for paper pulp,paperboard product etc					
28292 &	Rubber & plastic products machinery					
28299	Others n.e.c.	3				
29	MOTOR VEHICLES, TRAILERS AND SEMI	541	102328	434	137	102031
291	Motor vehicles	10	8089			8089
2910	Motor vehicles	10	8089			8089
29101 &	Passenger cars, commercial busses etc.					
29102	Motor vehicle engines, chassis etc.	7	8089			8089
29103	Other motor vehicles	3				
292	Motor vehicle bodies, trailers etc	114	2172	187	75	2060
2920	Motor bodies, trailers & semi-trailers	114	2172	187	75	2060
29201	Bodies for motor vehicles	13				
29202	Trailers & semi-trailers	101	2172	187	75	2060
293	Parts & accessories for motor vehicles	417	92067	247	62	91882
2930	Parts & accessories for motor vehicles	417	92067	247	62	91882
29301	Parts & accessories for motor vehicles	417	92067	247	62	91882
30	OTHER TRANSPORT EQUIPMENT	157	121243			121243
309	Transport equipment n.e.c.	157	121243			121243
3091	Motorcycles	146	120317			120317
30911	Motorcycles, engines for motorcycles	21	88705			88705
30912	Parts & accessories for motorcycles.	125	31612			31612
3092	Bicycles & invalid carriages	11	926			926
30921 &	Non-motorized bicycles & parts etc.					
30922	Invalid/baby carriages, their parts/accessories, etc.	11	926			926
31	FURNITURE	1061	228638	653	1510	229496
310	Furniture	1061	228638	653	1510	229496
3100	Furniture	1061	228638	653	1510	229496
31001	Furniture & fixtures.	469	198006	613	353	197747
31003	manufacture of office furniture	8				
31004	Furniture for kitchen bedrooms etc.	582	30632	40	1157	31749
31005	Laboratory benches/ laboratory furniture	2				
32	OTHER MANUFACTURING	1367	591817			591817
321	Jewellery, bijouterie etc	28	2			2
3211	Jewellery & related articles	26	2			2
32113 &	Jewellery, goldsmiths' articles.					
32114	Metal watchs, watch straps & cigarette cases etc.	26	2			2
3212	Imitation jewellery & related articles	2				
32121	Costume or imitation jewellery.	2				
322	Musical instruments	10				

TABLE - 4.0 B **FIXED ASSETS (DETAIL)** **PUNJAB 2015-16**

Value in '000' Rs

Machinery and Equipment				Intellectual Property Products				Total				
Acquisition, addition, alteration & major improvements during year	Sales proceeds of fixed assets disposed off during year	Capital formation on own account	Gross Fixed Capital Formation	Acquisition, addition, alteration & major improvements during year	Sales proceeds of fixed assets disposed off during year	Capital formation on own account	Gross Fixed Capital Formation	Acquisition, addition, alteration & major improvements during year	Sales proceeds of fixed assets disposed off during year	Capital formation on own account	Gross Fixed Capital Formation	Industry Code
8	9	10	11	12	13	14	15	16	17	18	19	1
45020	4275		40745					46997	4275		42722	28191
1115			1115					1115			1115	28192
347			347					347			347	28193
												28198
7341770			7341770					7364883			7364883	28199
505697	18057	297	487937	159			159	785417	18181	460	767696	282
467180	12813	297	454664	159			159	730058	12824	347	717581	2821
212774	11849		200924					401348	11849		389499	28211
66920		119	67039					67407	11	135	67532	28213
5855	22	178	6011	115			115	8787	22	212	8976	28214
8165			8165					17548			17548	28215
												28216 &
												28217
173467	942		172525	44			44	234968	942		234026	28219
130			130					6763			6763	2822
												28222
130			130					6630			6630	28223
												28224
								133			133	28227
												2824
												28242
												28243
												28245 &
												28246
31240	5244		25996					40538	5357	113	35294	2825
									113	113		28253
												28256
31240	5244		25996					40538	5244		35294	28259
5912			5912					6824			6824	2826
4960			4960					5872			5872	28261
												28262
952			952					952			952	28266
1234			1234					1234			1234	2829
												28291 &
												28292 &
1234			1234					1234			1234	28299
1064971	41002	389	1024358	168			168	1167466	41436	526	1126556	29
131218	17802		113416	10			10	139317	17802		121515	291
131218	17802		113416	10			10	139317	17802		121515	2910
												29101 &
131218	17802		113416	10			10	139317	17802		121515	29102
												29103
9313	976	247	8584	60			60	11545	1163	322	10704	292
9313	976	247	8584	60			60	11545	1163	322	10704	2920
												29201
9313	976	247	8584	60			60	11545	1163	322	10704	29202
924439	22224	142	902358	98			98	1016604	22470	204	994337	293
924439	22224	142	902358	98			98	1016604	22470	204	994337	2930
924439	22224	142	902358	98			98	1016604	22470	204	994337	29301
1148769	107		1148662	3123			3123	1273136	107		1273029	30
1148769	107		1148662	3123			3123	1273136	107		1273029	309
1133451	107		1133344	3123			3123	1256892	107		1256785	3091
1003155			1003155	3058			3058	1094918			1094918	30911
130296	107		130189	65			65	161974	107		161867	30912
15318			15318					16244			16244	3092
												30921 &
15318			15318					16244			16244	30922
734088	26671	5301	712718	1032	530	15	517	963758	27854	6827	942731	31
734088	26671	5301	712718	1032	530	15	517	963758	27854	6827	942731	310
734088	26671	5301	712718	1032	530	15	517	963758	27854	6827	942731	3100
556445	25785	1041	531701	636	530		106	755087	26928	1395	729554	31001
25			25					25			25	31003
177618	886	4260	180992	396		15	411	208646	926	5432	213152	31004
												31005
1182294	27352	54	1154996	25737			25737	1799848	27352	54	1772550	32
23			23					25			25	321
23			23					25			25	3211
												32113 &
23			23					25			25	32114
												3212
												32121
												322

TABLE - 4.0 B **FIXED ASSETS (DETAIL)** **PUNJAB**
2015-16
Value in '000' Rs

Industry Code	Industrial Major Groups and Industry	No. of establishments	Dwellings, other buildings and structures			
			Acquisition, addition, alteration & major improvements during year	Sales proceeds of fixed assets disposed off during year	Capital formation on own account	Gross Fixed Capital Formation
1	2	3	4	5	6	7
3220	Musical instruments	10				
32201 &	Stringed instruments, harmoniums etc.					
32202	Musical instruments & parts.	10				
323	Sports goods	382	444785			444785
3230	Sports goods	382	444785			444785
32301	Foot balls.	120	405500			405500
32302	Rackets, bats.	31				
32309	Other sports articles/ equipment etc.	231	39285			39285
324	Games & toys	12	3007			3007
3240	Games & toys	12	3007			3007
32401	Dolls, toy animals etc.	12	3007			3007
325	Medical & dental instruments & supplies	895	101524			101524
3250	Medical & dental instruments & supplies	895	101524			101524
32501	Surgical drapes/ sterile string etc	22				
32505	Surgical, dental/ veterinary furniture.	6				
32506	Dental instruments/ orthopaedic devices	46				
32509	Others n.e.c.	821	101524			101524
329	Other manufacturing n.e.c.	40	42498			42498
3290	Other manufacturing n.e.c.	40	42498			42498
32902	Brooms & brushes.	22	16352			16352
32903	Pens, pencils & stamps etc.	6	13042			13042
32909	Others n.e.c.	12	13105			13105

TABLE - 4.0 B **FIXED ASSETS (DETAIL)** **PUNJAB 2015-16**

Value in '000' Rs

Machinery and Equipment				Intellectual Property Products				Total				
Acquisition, addition, alteration & major improvements during year	Sales proceeds of fixed assets disposed off during year	Capital formation on own account	Gross Fixed Capital Formation	Acquisition, addition, alteration & major improvements during year	Sales proceeds of fixed assets disposed off during year	Capital formation on own account	Gross Fixed Capital Formation	Acquisition, addition, alteration & major improvements during year	Sales proceeds of fixed assets disposed off during year	Capital formation on own account	Gross Fixed Capital Formation	Industry Code
8	9	10	11	12	13	14	15	16	17	18	19	1
												3220
												32201 & 32202
779048	21571		757476	25651			25651	1249484	21571		1227913	323
779048	21571		757476	25651			25651	1249484	21571		1227913	3230
574051	18354		555697					979551	18354		961197	32301
126			126					126			126	32302
204871	3217		201653	25651			25651	269807	3217		266590	32309
5064			5064	58			58	8129			8129	324
5064			5064	58			58	8129			8129	3240
5064			5064	58			58	8129			8129	32401
174925	5560	54	169419					276449	5560	54	270943	325
174925	5560	54	169419					276449	5560	54	270943	3250
												32501
												32505
2893			2893					2893			2893	32506
172032	5560	54	166526					273556	5560	54	268051	32509
223235	220		223014	28			28	265761	220		265540	329
223235	220		223014	28			28	265761	220		265540	3290
38675	220		38454					55026	220		54806	32902
184134			184134					197175			197175	32903
427			427	28			28	13559			13559	32909

TABLE - 5.0 **INDUSTRIAL COST** **PUNJAB**
2015-16
Value in '000' Rs

Industry Code	Industrial Major Groups and Industry	No. of establishments	Total industrial cost Col (5+6+7- 8)	Raw material purchased	Cost of fuel, electricity & water consumed	Payments made for repair, maintenance, contract & commission	Changes in inventories of input materials
1	2	3	4	5	6	7	8
C	**ALL INDUSTIRES**	**32256**	**3420138082**	**3094588796**	**317779817**	**46742299**	**38972830**
10	FOOD PRODUCTS	3385	921204823	913977310	24331901	11121342	28225730
101	Processing & preserving of meat	14	4769624	4548576	345890	31862	156705
1010	Processing & preserving of meat	14	4769624	4548576	345890	31862	156705
10102	Fresh, chilled or frozen meat	5	408820	428582	20291	131	40184
10104 &	Meat products						
10107	Processing of animal offal	9	4360803	4119994	325599	31731	116521
103	Processing of fruit/ vegetables	15	2063682	1844591	107827	124282	13019
1030	Processing/ preserving of fruit/ vegetables	15	2063682	1844591	107827	124282	13019
10302	Preserving of fruit, nuts or vegetables	6	182263	171714	3941		-6608
10304	Fruit or vegetable juices.	3	340646	241835	28568	89737	19494
10305	Jams, jellies & marmalades	6	1540774	1431043	75318	34545	133
104	Vegetable & animal oils/ fats	504	163115936	163262408	4360161	548568	5055200
1040	Vegetable & animal oils & fats	504	163115936	163262408	4360161	548568	5055200
10401	Crude / refined vegetable oils	317	146889287	147183030	3976981	482008	4752732
10405	Cotton linters.	74	12302755	12158479	244314	57418	157456
10406	Oilcakes & others	113	3923895	3920899	138865	9143	145012
105	Dairy products	82	109731161	99229990	4130093	6000956	-370121
1050	Dairy products	82	109731161	99229990	4130093	6000956	-370121
10501	fresh liquid milk & milk-based drinks	18	101114008	91001181	3806356	5939280	-367191
10504	Butter/ cheese etc.	17	2720242	2511979	196126	11222	-915
10506	Ice cream & other edible ice.	43	5844664	5665530	126510	50403	-2220
10509	Others n.e.c.	4	52247	51301	1100	50	204
106	Grain mill products, starches etc	1807	296428050	302805629	9302640	691910	16372129
1061	Grain mill products	1805	296411770	302790792	9300013	691552	16370587
10611	Grain milling.	664	200450001	209433502	6113394	445420	15542316
10612	Rice milling.	1075	90764547	88608759	3052896	228465	1125572
10613	Vegetable milling	64	5113746	4665291	119236	11701	-317518
10614	Cereal breakfast foods	2	83476	83240	14487	5966	20217
1062	Starches & starch products	2	16279	14836	2627	358	1542
10623	Glucose/ glucose syrup etc	2	16279	14836	2627	358	1542
107	Other food products	834	227189583	220005264	4169258	3377515	362454
1071	Bakery products	647	19389915	17448014	1903257	122907	84262
10711	Bread & rolls	40	2293779	1977146	341541	35581	60489
10712	Pastry, cakes, pies etc.	91	2370086	2075483	230289	30687	-33626
10713	Rusks, biscuits & bakery products	272	7342361	6549751	842888	42948	93225
10719	Others n.e.c.	244	7383690	6845635	488538	13691	-35826
1072	Sugar	43	193102679	187462103	1664860	3221641	-754076
10721	Sugar & sugar substitutes	43	193102679	187462103	1664860	3221641	-754076
1073	Chocolate & sugar confectionery	48	3049838	3467178	308206	14456	740002
10732	Chocolate & sugar confectionery	45	3035344	3453405	306745	14396	739202
10733	Chewing gum	3	14494	13773	1461	60	800
1074	Macaroni, noodles, pasta etc.	16	215525	202840	17181	111	4606
10741	Pastas/ macaroni etc	16	215525	202840	17181	111	4606
1079	Other food products n.e.c.	80	11431625	11425129	275755	18401	287660
10792	Blending of tea & mate	3	7715901	7868874	35084	5480	193537
10796	Spices, sauces & condiments	11	155855	145264	3104	18	-7469
10798	Processing of salt	20	146511	133238	9460	4356	543
10799	Others n.e.c.	46	3413358	3277753	228107	8548	101049
108	Prepared animal feeds	129	117906787	122280852	1916032	346247	6636344
1080	Prepared animal feeds	129	117906787	122280852	1916032	346247	6636344
10802	Prepared feeds for farm animals	129	117906787	122280852	1916032	346247	6636344
11	BEVERAGES	73	82038504	76606438	4291082	2020099	879115
110	Beverages	73	82038504	76606438	4291082	2020099	879115
1104	Soft drinks, mineral waters etc	73	82038504	76606438	4291082	2020099	879115
11041	Non-alcoholic beverages	22	12599245	12149396	872282	194653	617087
11042	Natural mineral waters/ bottled waters	29	2835602	2537070	250039	80747	32253
11043	Soft drinks like lemonade, cola etc.	22	66603657	61919973	3168761	1744699	229776
12	TOBACCO PRODUCTS	8	14797068	14976732	327702	618911	1126278
120	Tobacco products	8	14797068	14976732	327702	618911	1126278
1200	Tobacco products	8	14797068	14976732	327702	618911	1126278
12001	Tobacco products & substitutes etc.	6	14778170	14958732	327034	618661	1126258
12009	Others n.e.c.	2	18898	18000	668	250	20
13	TEXTILES	5967	1002572575	870536211	125961697	12608505	6533838
131	Spinning, weaving, finishing of textile	4510	942560762	812742612	122107323	12143383	4432557
1311	Spinning of textile fibres	579	562768937	485805464	73682537	7084868	3803932
13112	Spinning of yarn or thread	579	562768937	485805464	73682537	7084868	3803932
1312	Weaving of textiles	3607	328846159	291178156	34768431	4206384	1306811
13121	Broad woven fabrics	3522	321974350	284808990	34391997	4163504	1390141
13122	Other broad woven fabrics etc.	2	2008242	1890293	105298	12651	

TABLE - 5.0 **INDUSTRIAL COST** **PUNJAB 2015-16**

Value in '000' Rs

Industry Code	Industrial Major Groups and Industry	No. of establishments	Total industrial cost Col (5+6+7- 8)	Raw material purchased	Cost of fuel, electricity & water consumed	Payments made for repair, maintenance, contract & commission	Changes in inventories of input materials
1	2	3	4	5	6	7	8
13129	Others n.e.c.	83	4863568	4478873	271136	30229	-83330
1313	Finishing of textiles	324	50945665	35758992	13656356	852132	-678186
13131	Bleaching & dyeing of fabrics	324	50945665	35758992	13656356	852132	-678186
139	Other textiles	1457	60011814	57793599	3854374	465122	2101281
1392	Made-up textile articles	271	42767100	42380049	2295364	288010	2196323
13921	Madeup articles of any textile material	212	25875501	25155241	1485289	140823	905852
13922	Made-up furnishing articles	47	16424846	16856279	780874	144819	1357125
13929	Others n.e.c.	12	466752	368529	29201	2368	-66654
1393	Carpets & rugs	67	3363512	3054776	308439	36260	35963
13930	Floor coverings like carpets, rugs etc.	67	3363512	3054776	308439	36260	35963
1394	Cordage, rope, twine & netting	18	511702	454704	42631	3491	-10876
13941	Twine, cordage, rope etc.	18	511702	454704	42631	3491	-10876
1399	Other textiles n.e.c.	1101	13369501	11904071	1207941	137360	-120129
13991	Labels/ badges etc.	45	484301	401753	68905	9248	-4396
13992	Tulles/ laces & other net fabrics	1023	10586568	9488315	973168	120914	-4171
13999	Others n.e.c.	33	2298631	2014003	165867	7198	-111563
14	WEARING APPAREL	1713	168665002	148001968	11321891	5101139	-4240003
141	Wearing apparel	1582	147076880	130009328	8551431	5053269	-3462852
1410	Wearing apparel	1582	147076880	130009328	8551431	5053269	-3462852
14101	Wearing apparel of leather	157	15584494	12543096	354739	983520	-1703139
14102	Outerwear/ work wear	757	107090757	95122941	7369833	3759223	-838761
14103	Underwear/ nightwear	161	7186982	6455788	303950	52529	-374715
14104	Babies' garments/ tracksuits etc.	20	4181069	3733993	131649	180653	-134774
14105 &	Other clothing accessories						
14109	Others n.e.c.	487	13033577	12153510	391260	77345	-411463
143	Knitted & crocheted apparel	131	21588122	17992640	2770460	47870	-777151
1430	Knitted & crocheted apparel	131	21588122	17992640	2770460	47870	-777151
14301	Knitted or crocheted wearing apparel	30	1547332	1350682	215199	26713	45263
14302	Hosiery, socks, tights & pantyhose etc	101	20040790	16641959	2555261	21157	-822414
15	LEATHER PRODUCTS	998	64877668	61119470	3176130	777878	195809
151	Tanning of leather & leather products	294	19908853	18699356	1152883	360374	303761
1511	Tanning & dressing of leather	258	14047142	13355082	700191	153059	161190
15111	Tanning/ dressing of hides & skins	253	13997558	13307392	698297	153059	161190
15119	Others n.e.c.	5	49584	47690	1894		
1512	Luggage, h&bags, saddlery etc.	36	5861711	5344274	452692	207315	142570
15121	Luggage, h&bags etc.	26	3999437	3603004	344150	188492	136210
15122	Articles of leather etc.	10	1862274	1741270	108542	18823	6360
152	Footwear	704	44968815	42420113	2023246	417504	-107952
1520	Footwear	704	44968815	42420113	2023246	417504	-107952
15201	Footwear	698	44912086	42376112	2011645	416844	-107485
15202	Leather parts of footwear etc.	6	56730	44001	11601	660	-467
16	WOOD AND WOOD PRODUCTS	596	7489915	6557108	868571	50761	-13474
161	Sawmilling & planning of wood	142	929899	824179	96976	1017	-7728
1610	Sawmilling & planning of wood	142	929899	824179	96976	1017	-7728
16101	Sawing & planning of wood	142	929899	824179	96976	1017	-7728
162	Products of wood, cork, straw etc.	454	6560016	5732929	771596	49744	-5747
1621	Veneer sheets & wood-based panels	47	3837355	3228759	602843	36754	31001
16211	Manufacture of veneer sheets	6	489562	493725	1947		6110
16212	Plywood/ veneer panel/ laminated sheets	35	2509807	2147041	366363	7088	10685
16213	Particle board/ densified wood etc.	6	837986	587993	234533	29666	14206
1622	Builders' carpentry & joinery	120	879165	801525	39662	3817	-34161
16221	Wooden goods of construction industry	120	879165	801525	39662	3817	-34161
1623	Wooden containers	180	1217964	1115332	97595	4887	-150
16231	Packing boxes, crates, drums of wood	180	1217964	1115332	97595	4887	-150
1629	Other wood products	107	625532	587313	31496	4286	-2437
16291	Wood products	107	625532	587313	31496	4286	-2437
17	PAPER AND PAPER PRODUCTS	530	41934054	35496203	5019198	971088	-447565
170	Paper & paper products	530	41934054	35496203	5019198	971088	-447565
1701	Pulp, paper & paperboard	195	21506616	16394842	3842442	794304	-475028
17013	Paper & paperboard	192	21356580	16281040	3814056	792858	-468626
17019	Others n.e.c.	3	150036	113802	28386	1446	-6402
1702	Corrugated paper/ paperboard & containers	316	19346591	18137274	1054285	175094	20062
17021	Corrugated paper/ paperboard containers	309	19263822	18050744	1041841	169014	-2223
17022	Sacks, bags & similar articles of paper	7	82769	86530	12444	6080	22285
1709	Other articles of paper & paperboard	19	1080846	964087	122471	1690	7401
17091	Personal hygiene paper product	8	433648	398818	54092	501	19762
17099	Others n.e.c.	11	647198	565269	68379	1189	-12360
18	PRINTING/REPRODUCTION OF RECORDED MEDIA	270	10671024	9864709	946150	86844	226679
181	Printing	270	10671024	9864709	946150	86844	226679
1811	Printing	267	10565369	9763484	945434	86844	230393

TABLE - 5.0 **INDUSTRIAL COST** **PUNJAB 2015-16**

Value in '000' Rs

Industry Code	Industrial Major Groups and Industry	No. of establishments	Total industrial cost Col (5+6+7- 8)	Raw material purchased	Cost of fuel, electricity & water consumed	Payments made for repair, maintenance, contract & commission	Changes in inventories of input materials
1	2	3	4	5	6	7	8
18111	Printing of newspapers/ magazines	2	440336	394147	38797	7392	
18112	Printing of books, brochures, maps etc	126	4332786	4035357	451395	18672	172637
18114	Printing of diaries & calendars etc	8	33223	23908	7229	820	-1266
18115	Printing on textile, glass, metal, wood	126	5724290	5275811	446637	59960	58118
18119	Other printing n.e.c.	5	34734	34261	1376		903
1812	Service related to printing	3	105655	101225	716		-3714
18121 &	Binding of printed sheets						
18124	Preparation of plates & dies	3	105655	101225	716		-3714
19	COKE AND REFINED PETROLEUM PRODUCTS	34	72124293	70682637	630056	593024	-218577
192	Refined petroleum products	34	72124293	70682637	630056	593024	-218577
1920	Refined petroleum products	34	72124293	70682637	630056	593024	-218577
19201	Production of motor fuel/ kerosene etc.	3	64668880	63254760	560123	592193	-261804
19203	Oil-based lubricating oils or greases	24	7335136	7305113	48719	831	19526
19205 &	White spirit, vaseline, paraffin wax						
19207	Blending of bio fuels	7	120277	122764	21214		23701
20	CHEMICALS AND CHEMICAL PRODUCTS	594	242882894	206006558	34239925	4052987	1416576
201	Basic chemicals, fertilizers etc.	237	163398901	129258451	31876535	3149469	885554
2011	Basic chemicals	107	66927779	54378143	12147297	530541	128202
20111	Inorganic industrial/ medical gases	12	999598	711397	286942	3129	1870
20112	Dyes & pigments in basic form	28	6955497	6071782	767842	146207	30334
20113	Manufacture of inorganic acids & bases	26	17021735	7490804	9489500	201022	159591
20114	Chemical elements & other inorganic compounds	2	7593	7000	710	10	127
20115	Basic organic chemicals	28	41546221	39636502	1502185	176404	-231129
20119	Others n.e.c.	11	397134	460658	100117	3770	167411
2012	Fertilizers & nitrogen compounds	16	77485984	57170437	17994412	2496050	174915
20121 &	Fertilizers						
20122	Nitrogen products	16	77485984	57170437	17994412	2496050	174915
2013	Plastics & synthetic rubber	114	18985139	17709872	1734826	122877	582436
20131	Plastics in primary forms	114	18985139	17709872	1734826	122877	582436
202	Other chemical products	350	78223090	75617853	2244260	899565	538588
2021	Pesticides/ agrochemical products etc	50	12746404	13805180	123975	15170	1197922
20211	Insecticides/ fungicides/ herbicides	50	12746404	13805180	123975	15170	1197922
2022	Paints, varnishes & printing ink etc.	96	22872923	22176404	478018	345963	127462
20221	Paints & varnishes etc	88	21199478	20539334	441644	345963	127462
20225	Caulking compounds etc	2	116007	115468	539		
20227	Printing ink	6	1557438	1521602	35835		
2023	Soap, perfumes & toilet preparations	130	34461360	32200151	1311500	460089	-489620
20232	Soap	87	9873377	8390075	575832	247944	-659526
20234	Detergent, dish-washing preparation etc	7	1482937	1300031	342230	8712	168036
20235	Cleaning & polishing products	10	195393	192752	4772	233	2363
20236 &	Perfumes & toilet preparations						
20239	Others n.e.c.	26	22909653	22317293	388666	203201	-493
2029	Other chemical products n.e.c.	74	8142404	7436118	330767	78343	-297176
20291	Propellant powders/ explosives	28	779921	743302	21761	13124	-1735
20292	Gelatine/ glues & prepared adhesives	23	5105105	4698143	88849	2749	-315364
20293 &	Aromatic/odoriferous/distilled waters products						
20298	Matches	10	259673	258191	26954	675	26147
20299	Others n.e.c.	13	1997704	1736482	193204	61795	-6224
203	Man-made fibres	7	1260903	1130254	119129	3954	-7566
2030	Man-made fibres	7	1260903	1130254	119129	3954	-7566
20301	Synthetic or artificial filament tow	3	1028225	945998	72730	1633	-7864
20303	Synthetic or artificial filament yarn	4	232678	184256	46399	2321	298
21	BASIC PHARMACEUTICAL PRODUCTS	252	56193347	51156216	2537601	1047893	-1451636
210	Pharmaceuticals	252	56193347	51156216	2537601	1047893	-1451636
2100	Pharmaceuticals	252	56193347	51156216	2537601	1047893	-1451636
21001	Medicinal active substances	200	43841677	41023771	2091943	847942	121978
21003	Medicaments/ homeopathic preparations	40	11808100	9626530	420230	198467	-1562872
21009	Other such activities n.e.c.	12	543570	505915	25428	1485	-10742
22	RUBBER AND PLASTICS PRODUCTS	868	64830383	59380960	4710495	409177	-329752
221	Rubber products	105	13065935	9690803	1242698	244224	-1888211
2211	Rubber tyres & tubes	16	10344146	7167719	1015436	232863	-1928129
22111	Rubber tyres	14	10322498	7147371	1014136	232863	-1928129
22112	Inner tubes for tyres	2	21648	20348	1300		
2219	Other rubber products	89	2721789	2523084	227262	11361	39918
22191	Other products of rubber	89	2721789	2523084	227262	11361	39918
222	Plastics products	763	51764448	49690157	3467797	164953	1558459
2220	Plastics products	763	51764448	49690157	3467797	164953	1558459
22201	Plastic products for packing of goods	370	44697225	42901057	2926366	146724	1276922
22202	Builders' plastics ware	47	1629568	1607466	110447	2789	91134
22203	Plastic tableware, kitchenware etc	183	1820572	1709484	148302	8870	46084
22209	Other diverse plastic products	163	3617084	3472149	282683	6572	144320

TABLE - 5.0 **INDUSTRIAL COST** **PUNJAB 2015-16**

Value in '000' Rs

Industry Code	Industrial Major Groups and Industry	No. of establishments	Total industrial cost Col (5+6+7- 8)	Raw material purchased	Cost of fuel, electricity & water consumed	Payments made for repair, maintenance, contract & commission	Changes in inventories of input materials
1	2	3	4	5	6	7	8
23	OTHER NON-METALLIC MINERAL PRODUCTS	10055	198009555	124326667	72004488	2215300	536900
231	Glass & glass products	56	15044460	9188653	5863627	103374	111194
2310	Glass & glass products	56	15044460	9188653	5863627	103374	111194
23101	Flat glass/ glass paving blocks	20	13382767	7602670	5747776	96734	64413
23102	Glass mirror/ bottle/ drinking glass	10	830115	744148	79072	5981	-914
23103	Pharmaceutical glassware etc.	4	104376	96097	8087	192	
23109	Others glass products n.e.c.	22	727202	745738	28692	467	47695
239	Non-metallic mineral products n.e.c.	9999	182965095	115138014	66140861	2111926	425706
2391	Refractory products	4	54608	23744	30806	110	52
23912	Manufacture of refractory ceramic goods	4	54608	23744	30806	110	52
2392	Clay building materials	9193	106871542	85921500	21100382	430943	581282
23922	Non-refractory clay building materials	9156	106333717	85587076	20946202	429883	629443
23923	Ceramic sanitary fixtures	37	537825	334424	154180	1061	-48161
2393	Other porcelain & ceramic products	165	5374507	4663752	568577	24807	-117372
23931	Ceramic tableware & domestic articles	158	4841052	4259714	459027	5191	-117120
23932	Electrical fittings of ceramics etc.	2	511284	391577	100256	19451	
23939	Other porcelain & ceramic products	5	22172	12461	9295	164	-253
2394	Cement, lime & plaster	22	61802730	16350244	43904962	1620102	72578
23941	Clinkers & hydraulic cement	9	61701782	16256661	43895650	1620063	70592
23943	Plasters of calcined gypsum/ sulphate	13	100948	93583	9312	39	1986
2395	Articles of concrete, cement & plaster	321	5868392	5581911	246672	28459	-11350
23951	Precast concrete, cement or stone	241	5378376	5121084	230905	21454	-4932
23959	Other articles of concrete or cement	80	490016	460827	15767	7005	-6417
2396	Cutting, shaping & finishing of stone	280	2684859	2274087	271187	7340	-132245
23961	Cutting, shaping & finishing of stone	280	2684859	2274087	271187	7340	-132245
2399	Other non-metallic mineral products	14	308456	322776	18276	165	32761
23991	Millstones/abrasive products and polishing	6	43750	40700	3050		
23993	Mineral insulating materials	2	4352	3000	345	7	-1000
23995 &	Articles of asphalt etc						
23999	Manufacture of other such products n.e.c.	6	260354	279076	14881	158	33761
24	BASIC METALS	714	125186998	115849068	14781217	1513892	6957179
241	Basic iron & steel	454	117652280	108461994	14217455	1494622	6521791
2410	Basic iron & steel	454	117652280	108461994	14217455	1494622	6521791
24102 &	Pig iron/spiegeleisen/ferro-alloys & ferrous products						
24104	Remelting of scrap ingot of iron/ steel	64	13908473	11894706	2388962	14110	389304
24106	Hot/cold-rolled products of steel	303	88636076	80119801	11155212	880249	3519185
24108	Welded tubes & pipes of steel	73	14665558	16063247	607973	598663	2604326
24109	Others n.e.c.	14	442172	384240	65308	1600	8976
242	Basic precious & non-ferrous metals	92	4963908	5139394	345108	13441	534035
2420	Basic precious & non-ferrous metals	92	4963908	5139394	345108	13441	534035
24202	Aluminium & alloys	48	3295983	3472777	294906	13165	484865
24203	Lead, zinc, tin & alloys from ores	4	12404	9173	3648	76	493
24205 &	Copper alloys						
24206	Chrome, manganese, nickel & alloys etc	40	1655520	1657444	46554	200	48678
243	Casting of metals	168	2570811	2247680	218654	5829	-98648
2431	Casting of iron & steel	158	2500819	2182389	213954	5829	-98648
24311	Casting of iron	124	1906101	1682186	149047	4485	-70382
24312	Casting of steel	34	594718	500203	64906	1343	-28266
2432	Casting of non-ferrous metals	10	69992	65291	4701		
24324	Casting of precious metal castings	10	69992	65291	4701		
25	FABRICATED METAL PRODUCTS	1642	45451220	41340733	3006931	132411	-971145
251	Structural metal products etc	396	16389349	14374300	1195687	41444	-777920
2511	Structural metal products	354	14840533	12881677	1137207	32663	-788986
25111	Metal framework/ skeleton etc	26	7119099	5799913	430563	8710	-879913
25112	Metal door, window, shutter, gates etc	279	4256981	4119738	190232	16126	69116
25119	Others n.e.c.	49	3464453	2962025	516413	7827	21812
2512	Tanks, reservoirs & containers of metal	35	1078608	1039242	40451	2434	3519
25121	Reservoirs, tanks & containers of metal	6	176035	171376	4659		
25122	Metal containers for gas	27	896454	863357	34182	2434	3519
25123	Central heating boilers & radiators	2	6118	4508	1610		
2513	Steam generators	7	470209	453382	18028	6347	7547
25131 &	Steam/ vapour generator, condenser etc						
25132	Parts for marine or power boilers/ nuclear reactors etc.	7	470209	453382	18028	6347	7547
252	Weapons & ammunition	3	1702693	1680108	13922	8673	10
2520	Weapons & ammunition	3	1702693	1680108	13922	8673	10
25201 &	Heavy weapons						
25202	Small arms	3	1702693	1680108	13922	8673	10
259	Other fabricated metal products	1243	27359177	25286325	1797322	82294	-193236
2592	Treatment & coating of metals	5	20810	18456	2358		4
25921 &	Plating, anodizing, s&blasting etc.						
25922	Colouring/engraving, non-metallic coating metals	5	20810	18456	2358		4
2593	Cutlery, h& tools & general hardware	439	10257885	9662416	337900	30780	-226789
25931	Cutlery	245	1743536	1328293	224882	27670	-162691

TABLE - 5.0 **INDUSTRIAL COST** **PUNJAB 2015-16**

Value in '000' Rs

Industry Code	Industrial Major Groups and Industry	No. of establishments	Total industrial cost Col (5+6+7- 8)	Raw material purchased	Cost of fuel, electricity & water consumed	Payments made for repair, maintenance, contract & commission	Changes in inventories of input materials
1	2	3	4	5	6	7	8
25932	Knives, h& tools, saw blades etc	123	7881848	7770314	81009	807	-29717
25933	Padlocks, locks, keys, hinges etc	57	519068	468513	25347	1836	-23372
25934	Other tools of such nature n.e.c.	14	113434	95295	6661	467	-11010
2599	Other fabricated metal products n.e.c.	799	17080482	15605453	1457064	51514	33550
25991	Cans, drums, buckets, boxes, tins etc	76	1789627	1863344	64528	6319	144564
25992	Uninsulated or insulated metal cable	4	125580	121273	4015	167	-125
25993	Nails, bolts, screws, nuts, chains etc.	118	1927885	1850938	87520	5620	16193
25994	Metal household articles	304	6393943	5617748	714285	5245	-56665
25995	Metal goods for office use	48	952853	801326	146173	8042	2688
25996	Safes, strongboxes, armoured doors etc.	85	706015	610172	25616	2827	-67401
25997	Various metal articles	100	3484310	3199808	291194	10876	17569
25999	Others n.e.c.	64	1700270	1540845	123734	12418	-23273
26	COMPUTER, ELECTRONIC AND OPTICAL PRODUCTS	27	4840326	4907289	85074	33006	185043
261	Electronic components & boards	7	824088	788647	43731	15821	24111
2610	Electronic components & boards	7	824088	788647	43731	15821	24111
26101	Capacitors, resistors, microprocessors	7	824088	788647	43731	15821	24111
263	Communication equipment	4	9622	8815	739	68	
2630	Communication equipment	4	9622	8815	739	68	
26303	Cable television equipment, antenna etc	4	9622	8815	739	68	
264	Consumer electronics	5	3341456	3307130	18297	16029	
2640	Consumer electronics	5	3341456	3307130	18297	16029	
26402	Televisions, monitors & displays	2	3060288	3033683	12185	14420	
26409	Others n.e.c.	3	281168	273447	6112	1609	
265	Measuring equipment; watches/ clocks	11	665161	802697	22308	1088	160932
2651	Measuring, navigating/ control equipment	7	621015	761164	17973	1060	159182
26514	Measuring & control equipment	2	55510	55700	530		720
26519	Manufacture of others n.e.c.	5	565505	705464	17443	1060	158462
2652	Watches & clocks	4	44146	41533	4335	28	1750
26521	Watches & clocks	4	44146	41533	4335	28	1750
27	ELECTRICAL EQUIPMENT	634	60794250	59755519	2229261	386419	1576949
271	Electric motor, generator, transformer	115	28659581	29009950	845495	196120	1391983
2710	Electric motors, generators, transformers etc.	115	28659581	29009950	845495	196120	1391983
27101	Electric transformers	19	21223850	20355822	671207	108298	-88524
27102	Electric motors/ power generators etc	15	859485	822830	21274	8023	-7358
27103 &	Electric power distribution panel etc.						
27104	Switchboard apparatus, fuses, switches	52	6148721	7642583	133945	77434	1705242
27109	Others n.e.c.	29	427525	188715	19068	2366	-217376
272	Batteries & accumulators	11	2353848	2183063	102498	29909	-38377
2720	Batteries & accumulators	11	2353848	2183063	102498	29909	-38377
27203	Lead acid/ lithium/ dry/ wet batteries	11	2353848	2183063	102498	29909	-38377
273	Wiring & wiring devices	80	18876425	18648066	786984	111552	670178
2731 &	Fibre optic cables						
2732	Other electric wires & cables	80	18876425	18648066	786984	111552	670178
27310 &	Fibre optic cable for data transmission etc.						
27320	Insulated wire & cable	80	18876425	18648066	786984	111552	670178
274	Electric lighting equipment	35	1051198	800753	13628	109	-236708
2740	Electric lighting equipment	35	1051198	800753	13628	109	-236708
27401	Lamps, bulbs, ch&eliers,lanterns etc.	6	979325	734663	4500	40	-240122
27409	Others n.e.c.	29	71873	66090	9128	69	3414
275	Domestic appliances	375	9689424	8954667	462218	47525	-225014
2750	Domestic appliances	375	9689424	8954667	462218	47525	-225014
27501	Domestic electric appliances	326	9087869	8397267	437689	45016	-207898
27502	Domestic electrothermic appliances	6	150424	150920	3934		4430
27503	Domestic non-electric cooking equipment	43	451131	406480	20595	2510	-21546
279	Other electrical equipment	18	163775	159021	18439	1203	14887
2790	Other electrical equipment	18	163775	159021	18439	1203	14887
27901	Battery chargers & electrical bells etc	4	96510	90500	7170	40	1200
27909	Others n.e.c.	14	67265	68521	11269	1163	13687
28	MACHINERY AND EQUIPMENT N.E.C.	770	51345800	48865656	1668771	745800	-65575
281	General-purpose machinery	303	17439604	16653795	510162	281325	5678
2811	Engines & turbines	5	30680	26990	1684	2501	495
28112	Turbines & parts etc	5	30680	26990	1684	2501	495
2813	Other pumps, compressors, taps & valves	147	5862717	5592106	268152	79564	77105
28131	Air or vacuum pumps/ compressors	2	1346168	1355979	39443	6738	55992
28132	Pumps for liquids	97	4102050	3829563	208265	71026	6803
28133	Pumps for engines/ motor vehicle pumps	10	103931	112938	2481	336	11824
28134	Industrial taps/ valves & h& pump etc	38	310569	293626	17963	1465	2486
2814 &	Bearings, gears, gearing etc						
2815	Ovens, furnaces & furnace burners	7	68824	57960	6286	1308	-3270
28143 &	Gears, pulleys & transmission chain etc						
28151	Electrical & other furnaces, ovens,burners etc.	7	68824	57960	6286	1308	-3270
2816	Lifting & h&ling equipment	39	847820	782962	61399	150	-3309
28161	Lifting, h&ling, loading machinery	39	847820	782962	61399	150	-3309
2819	Other general-purpose machinery	105	10629562	10193776	172641	197801	-65343

TABLE - 5.0 **INDUSTRIAL COST** **PUNJAB 2015-16**

Value in '000' Rs

Industry Code	Industrial Major Groups and Industry	No. of establishments	Total industrial cost Col (5+6+7- 8)	Raw material purchased	Cost of fuel, electricity & water consumed	Payments made for repair, maintenance, contract & commission	Changes in inventories of input materials
1	2	3	4	5	6	7	8
28191	Industrial freezing equipment etc.	20	4846587	4741953	30017	35076	-39542
28192	Weighing, packing & wrapping machinery	18	128398	124860	6661	389	3513
28193	Filtering or purifying machinery	15	149407	138365	9942	511	-588
28198	Parts for general-purpose machinery	11	54902	38278	5592	11032	
28199	Others n.e.c.	41	5450269	5150319	120429	150794	-28726
282	Special-purpose machinery	467	33906197	32211860	1158609	464475	-71253
2821	Agricultural & forestry machinery	339	30057010	28555126	967121	433906	-100858
28211	Tractors	11	23046519	22485839	150515	399609	-10556
28213	Agricultural trailers or semi-trailers	28	311518	292511	11421	688	-6897
28214	Soil preparation, planting machinery	47	522834	463518	28045	4600	-26671
28215	Harvesting or threshing machinery	55	481719	439612	33322	3299	-5486
28216 &	Milking machines						
28217	Spraying machinery	2	4970	6000	440	30	1500
28219	Diverse agricultural machinery	196	5689451	4867646	743377	25681	-52747
2822	Metal-forming machinery & machine tools	30	264240	242886	21331	1571	1549
28222	Tools for grinding, drilling, boring	15	188508	175811	11961	79	-657
28223	Stamping or pressing machine tools	8	37674	31828	2471	470	-2905
28224	Hydraulic presse/ forging machine etc.	5	18760	17358	1302	99	
28227	Parts/ accessories for machine tools	2	19298	17889	5597	924	5111
2824	Mining/ quarrying/ construction machinery	12	289321	383265	7882	5675	107501
28242	Boring, cutting & tunnelling machinery	2	11134	9728	1346		-59
28243	Machinery for treating minerals	8	154314	245323	5575	4175	100759
28245 &	Manufacture of earth-moving machinery						
28246	Pile drivers/ mortar spreaders etc.	2	123873	128214	960	1500	6801
2825	Food, beverage & tobacco machinery	28	1965925	1820535	53742	10211	-81437
28253	Grain milling machinery	10	356895	281898	13026	130	-61841
28256	Machinery for extractionof animal/vegetable fats/oils	2	14483	13610	753		-120
28259	Food processing machinery	16	1594547	1525027	39963	10081	-19476
2826	Textile, apparel & leather machinery	55	1292747	1176599	106889	13112	3852
28261	Textile machinery	27	1105043	1011142	87287	11786	5173
28262	Equipment for textile machinery	4	21892	18578	2576	317	-422
28266	Sewing machines	24	165812	146878	17026	1009	-899
2829	Other special-purpose machinery	3	36954	33450	1644		-1860
28291 &	Machinery for paper pulp,paperboard product etc						
28292 &	Rubber & plastic products machinery						
28299	Others n.e.c.	3	36954	33450	1644		-1860
29	MOTOR VEHICLES, TRAILERS AND SEMI	541	56444751	54787039	1286636	412949	41873
291	Motor vehicles	10	33507171	33275540	189959	76440	34768
2910	Motor vehicles	10	33507171	33275540	189959	76440	34768
29101 &	Passenger cars, commercial busses etc.						
29102	Motor vehicle engines, chassis etc.	7	32929007	32668766	184519	75081	-641
29103	Other motor vehicles	3	578164	606774	5440	1359	35409
292	Motor vehicle bodies, trailers etc	114	866782	795934	46617	1166	-23065
2920	Motor bodies, trailers & semi-trailers	114	866782	795934	46617	1166	-23065
29201	Bodies for motor vehicles	13	72158	35600	2784		-33774
29202	Trailers & semi-trailers	101	794624	760334	43833	1166	10710
293	Parts & accessories for motor vehicles	417	22070798	20715565	1050059	335342	30170
2930	Parts & accessories for motor vehicles	417	22070798	20715565	1050059	335342	30170
29301	Parts & accessories for motor vehicles	417	22070798	20715565	1050059	335342	30170
30	OTHER TRANSPORT EQUIPMENT	157	58846629	59946748	773537	450752	2324408
309	Transport equipment n.e.c.	157	58846629	59946748	773537	450752	2324408
3091	Motorcycles	146	58158152	59297492	760833	450246	2350420
30911	Motorcycles, engines for motorcycles	21	53999761	55430742	597620	435496	2464098
30912	Parts & accessories for motorcycles.	125	4158391	3866750	163213	14751	-113677
3092	Bicycles & invalid carriages	11	688478	649256	12704	506	-26012
30921 &	Non-motorized bicycles & parts etc.						
30922	Invalid/baby carriages, their parts/accessories, etc.	11	688478	649256	12704	506	-26012
31	FURNITURE	1061	21656021	18458836	1661050	163867	-1372268
310	Furniture	1061	21656021	18458836	1661050	163867	-1372268
3100	Furniture	1061	21656021	18458836	1661050	163867	-1372268
31001	Furniture & fixtures.	469	16423109	13660215	1459346	41871	-1261677
31003	manufacture of office furniture	8	144464	140747	3537	200	20
31004	Furniture for kitchen bedrooms etc.	582	4991148	4542874	195367	121296	-131611
31005	Laboratory benches/ laboratory furniture	2	97300	115000	2800	500	21000
32	OTHER MANUFACTURING	1367	47280980	41988722	1920453	1228253	-2143552
321	Jewellery, bijouterie etc	28	1277400	853109	6937	368	-416985
3211	Jewellery & related articles	26	1273357	850430	5573	368	-416985
32113 &	Jewellery, goldsmiths' articles.						
32114	Metal watchs, watch straps & cigarette cases etc.	26	1273357	850430	5573	368	-416985
3212	Imitation jewellery & related articles	2	4043	2679	1364		
32121	Costume or imitation jewellery.	2	4043	2679	1364		
322	Musical instruments	10	53963	52280	2139	186	641

TABLE - 5.0 **INDUSTRIAL COST** **PUNJAB**
2015-16
Value in '000' Rs

Industry Code	Industrial Major Groups and Industry	No. of establishments	Total industrial cost Col (5+6+7- 8)	Raw material purchased	Cost of fuel, electricity & water consumed	Payments made for repair, maintenance, contract & commission	Changes in inventories of input materials
1	2	3	4	5	6	7	8
3220	Musical instruments	10	53963	52280	2139	186	641
32201 &	Stringed instruments, harmoniums etc.						
32202	Musical instruments & parts.	10	53963	52280	2139	186	641
323	Sports goods	382	22905807	20411677	660048	1013507	-820574
3230	Sports goods	382	22905807	20411677	660048	1013507	-820574
32301	Foot balls.	120	8902446	8040952	294221	175877	-391395
32302	Rackets, bats.	31	615529	572943	30578	96	-11913
32309	Other sports articles/ equipment etc.	231	13387832	11797783	335249	837534	-417266
324	Games & toys	12	212381	196854	15528		
3240	Games & toys	12	212381	196854	15528		
32401	Dolls, toy animals etc.	12	212381	196854	15528		
325	Medical & dental instruments & supplies	895	20291260	18401182	855310	159377	-875392
3250	Medical & dental instruments & supplies	895	20291260	18401182	855310	159377	-875392
32501	Surgical drapes/ sterile string etc	22	6817160	6790000	27160		
32505	Surgical, dental/ veterinary furniture.	6	42521	39446	4710	840	2475
32506	Dental instruments/ orthopaedic devices	46	570936	424574	20455	2826	-123081
32509	Others n.e.c.	821	12860643	11147161	802986	155711	-754785
329	Other manufacturing n.e.c.	40	2540168	2073621	380491	54815	-31242
3290	Other manufacturing n.e.c.	40	2540168	2073621	380491	54815	-31242
32902	Brooms & brushes.	22	693059	617533	40288	5208	-30029
32903	Pens, pencils & stamps etc.	6	1581999	1208435	324233	49331	
32909	Others n.e.c.	12	265111	247653	15969	276	-1213

TABLE - 6.0 **NON-INDUSTRIAL COST** **PUNJAB**

2015-16

Value in '000' Rs

Industry Code	Industry Major Groups & Industries	No. of establishments	Total non-industrial costs (Col 5 to 13)	Payments for transport	Copyrights, royalties, etc.	Payments for postage, telephone, telegraph,, telex, fax, etc.	Printing and stationery costs	Legal and professional expenses	Payments made for advertisements	Travelling expenses	Other expenses
1	2	3	4	5	6	7	8	9	10	11	12
C	**ALL INDUSTIRES**	**32256**	**294054154**	**53718267**	**9287656**	**7614285**	**4880397**	**6435010**	**46839929**	**16087628**	**149190982**
10	FOOD PRODUCTS	3385	59258792	8683899	4872046	1671989	678804	1046005	19136070	2417960	20752018
101	Processing & preserving of meat	14	941607	77350		10783	5071	14423	226375	28826	578778
1010	Processing & preserving of meat	14	941607	77350		10783	5071	14423	226375	28826	578778
10102	Fresh, chilled or frozen meat	5	36796	14908		280	726	869	712	1148	18154
10104 &	Meat products										
10107	Processing of animal offal	9	904811	62443		10504	4346	13554	225663	27678	560624
103	Processing of fruit/ vegetables	15	374286	80007	1691	5760	3338	9499	94897	26258	152837
1030	Processing/ preserving of fruit/ vegetables	15	374286	80007	1691	5760	3338	9499	94897	26258	152837
10302	Preserving of fruit, nuts or vegetables	6									
10304	Fruit or vegetable juices.	3	60941	8213	1691	798	152	1295	825	4077	43890
10305	Jams, jellies & marmalades	6	313345	71794		4962	3186	8204	94072	22181	108947
104	Vegetable & animal oils/ fats	504	4592997	824889	1479	49251	36978	68179	423636	458760	2729825
1040	Vegetable & animal oils & fats	504	4592997	824889	1479	49251	36978	68179	423636	458760	2729825
10401	Crude / refined vegetable oils	317	4354232	804635	1090	40539	31764	62785	418495	442720	2552204
10405	Cotton linters.	74	166908	11710	317	5433	2849	3344	381	6795	136079
10406	Oilcakes & others	113	71856	8545	72	3279	2365	2050	4760	9245	41542
105	Dairy products	82	33575046	4536221	4744979	1233164	205493	469536	17459445	578562	4347646
1050	Dairy products	82	33575046	4536221	4744979	1233164	205493	469536	17459445	578562	4347646
10501	fresh liquid milk & milk-based drinks	18	30479425	4217538	4744967	1159735	183048	436199	15958916	543594	3235428
10504	Butter/ cheese etc.	17	202489	35515		3280	3125	2104	2193	2286	153986
10506	Ice cream & other edible ice.	43	2890968	283136	12	70132	19199	31233	1498327	32654	956275
10509	Others n.e.c.	4	2165	32		16	121		10	29	1957
106	Grain mill products, starches etc	1807	5863144	1241504	101676	166144	239013	97027	232993	395649	3389137
1061	Grain mill products	1805	5854557	1240331	101676	165926	238932	96998	231899	395489	3383304
10611	Grain milling.	664	3549556	811351	78157	77104	78189	42238	94468	160101	2207948
10612	Rice milling.	1075	2204016	419556	22423	52517	158698	54147	129608	228332	1138735
10613	Vegetable milling	64	82351	7384	1097	35727	1586	614	725	3482	31737
10614	Cereal breakfast foods	2	18634	2041		578	458		7099	3574	4884
1062	Starches & starch products	2	8588	1172		218	81	29	1094	160	5833
10623	Glucose/ glucose syrup etc	2	8588	1172		218	81	29	1094	160	5833
107	Other food products	834	12335955	1732296	20496	175426	176324	352144	688210	794738	8396320
1071	Bakery products	647	1427791	255884	321	34324	36532	47244	116692	198188	738605
10711	Bread & rolls	40	147253	35206		2086	7752	2372	41225	5418	53194
10712	Pastry, cakes, pies etc.	91	346340	9871	10	6289	4803	20480	10049	125475	169363
10713	Rusks, biscuits & bakery products	272	702701	163753	222	13920	13323	15847	59211	41620	394804
10719	Others n.e.c.	244	231497	47054	89	12029	10654	8545	6206	25675	121245
1072	Sugar	43	8384862	1148246	7593	99826	73740	289508	34419	480624	6250906
10721	Sugar & sugar substitutes	43	8384862	1148246	7593	99826	73740	289508	34419	480624	6250906
1073	Chocolate & sugar confectionery	48	259493	108198	10324	14958	3161	5252	24359	27952	65289
10732	Chocolate & sugar confectionery	45	258713	107904	10324	14898	3151	5252	24359	27875	64950
10733	Chewing gum	3	780	294		60	10			77	339
1074	Macaroni, noodles, pasta etc.	16	94417	963		615	189	428	16583	903	74736
10741	Pastas/ macaroni etc	16	94417	963		615	189	428	16583	903	74736
1079	Other food products n.e.c.	80	2169392	219005	2258	25703	62703	9711	496158	87070	1266785
10792	Blending of tea & mate	3	1617764	196876		7212	7250	20	474883	6308	925215
10796	Spices, sauces & condiments	11	4048	534		36	62	160	9	500	2747
10798	Processing of salt	20	51134	14553		549	9142	537	246	5823	20284
10799	Others n.e.c.	46	496447	7042	2258	17907	46248	8994	21019	74439	318539
108	Prepared animal feeds	129	1575756	191631	1725	31461	12587	35197	10514	135167	1157474
1080	Prepared animal feeds	129	1575756	191631	1725	31461	12587	35197	10514	135167	1157474
10802	Prepared feeds for farm animals	129	1575756	191631	1725	31461	12587	35197	10514	135167	1157474
11	BEVERAGES	73	31717456	3627074	10424	630286	108060	625807	10172223	1242676	15300906
110	Beverages	73	31717456	3627074	10424	630286	108060	625807	10172223	1242676	15300906
1104	Soft drinks, mineral waters etc	73	31717456	3627074	10424	630286	108060	625807	10172223	1242676	15300906
11041	Non-alcoholic beverages	22	4369752	57106		22686	12999	10499	289909	12728	3963825
11042	Natural mineral waters/ bottled waters	29	830142	16178	1500	5988	2708	5994	92094	9005	696675
11043	Soft drinks like lemonade, cola etc.	22	26517562	3553790	8924	601612	92354	609314	9790221	1220943	10640405
12	TOBACCO PRODUCTS	8	5634359	122711	522484	838829	385	87570	1117	94191	3967071
120	Tobacco products	8	5634359	122711	522484	838829	385	87570	1117	94191	3967071
1200	Tobacco products	8	5634359	122711	522484	838829	385	87570	1117	94191	3967071
12001	Tobacco products & substitutes etc.	6	5633359	122711	522484	838829	185	87570	517	94191	3966871
12009	Others n.e.c.	2	1000				200		600		200
13	TEXTILES	5967	70863172	12117069	167024	1529518	842011	1210341	2087773	3397273	49512163
131	Spinning, weaving, finishing of textile	4510	67298725	11176012	163280	1403535	752724	1139886	2054736	3129908	47478643
1311	Spinning of textile fibres	579	34019405	5197049	155387	617100	200116	596113	1501487	1583802	24168350
13112	Spinning of yarn or thread	579	34019405	5197049	155387	617100	200116	596113	1501487	1583802	24168350
1312	Weaving of textiles	3607	30395709	5623546	6176	693277	425021	490752	414344	1327292	21415301
13121	Broad woven fabrics	3522	30143603	5585188	6002	684201	418171	480818	406922	1307940	21254361
13122	Other broad woven fabrics etc.	2	103273	1619		1838	1557	6002	40	9830	82387

TABLE - 6.0 **NON-INDUSTRIAL COST** **PUNJAB**

2015-16

Value in '000' Rs

Industry Code	Industry Major Groups & Industries	No. of establishments	Total non-industrial costs (Col 5 to 13)	Payments for transport	Copyrights, royalties, etc.	Payments for postage, telephone, telegraph,, telex, fax, etc.	Printing and stationery costs	Legal and professional expenses	Payments made for advertisements	Travelling expenses	Other expenses
1	2	3	4	5	6	7	8	9	10	11	12
13129	Others n.e.c.	83	148833	36739	174	7238	5294	3932	7382	9522	78553
1313	Finishing of textiles	324	2883611	355417	1717	93158	127587	53021	138904	218814	1894992
13131	Bleaching & dyeing of fabrics	324	2883611	355417	1717	93158	127587	53021	138904	218814	1894992
139	Other textiles	1457	3564447	941057	3744	125984	89286	70455	33037	267365	2033519
1392	Made-up textile articles	271	2568540	805655	954	89595	51174	50971	23234	202560	1344398
13921	Madeup articles of any textile material	212	1410149	342597	570	53819	34064	16997	19431	92860	849812
13922	Made-up furnishing articles	47	1085628	457845	122	35650	14058	28464	1559	109456	438474
13929	Others n.e.c.	12	72762	5213	262	125	3052	5510	2244	244	56112
1393	Carpets & rugs	67	223960	31463	248	6671	4974	5329	1084	14967	159226
13930	Floor coverings like carpets, rugs etc.	67	223960	31463	248	6671	4974	5329	1084	14967	159226
1394	Cordage, rope, twine & netting	18	25927	3733		738	40	376	1477	2484	17079
13941	Twine, cordage, rope etc.	18	25927	3733		738	40	376	1477	2484	17079
1399	Other textiles n.e.c.	1101	746020	100207	2543	28980	33098	13779	7242	47354	512817
13991	Labels/ badges etc.	45	25179	2504		3188	1032	1259	276	4215	12705
13992	Tulles/ laces & other net fabrics	1023	673953	88478	2488	22455	30384	11786	5980	41413	470968
13999	Others n.e.c.	33	46887	9225	55	3336	1682	734	986	1726	29144
14	WEARING APPAREL	1713	17380470	3680669	6951	470158	385594	360882	654870	906288	10915059
141	Wearing apparel	1582	17126645	3646453	6940	453227	362335	356338	642956	881746	10776649
1410	Wearing apparel	1582	17126645	3646453	6940	453227	362335	356338	642956	881746	10776649
14101	Wearing apparel of leather	157	1171404	343767	1902	31040	18410	20494	63722	95299	596770
14102	Outerwear/ work wear	757	14316088	3006532	1717	371938	304105	300308	506574	678539	9146374
14103	Underwear/ nightwear	161	456996	96071	182	11084	13988	11809	43475	17595	262794
14104	Babies' garments/ tracksuits etc.	20	168927	50603	91	16021	5200	5145	7878	16980	67008
14105 &	Other clothing accessories										
14109	Others n.e.c.	487	1013229	149480	3048	23144	20631	18582	21307	73333	703704
143	Knitted & crocheted apparel	131	253825	34216	12	16931	23259	4543	11914	24541	138409
1430	Knitted & crocheted apparel	131	253825	34216	12	16931	23259	4543	11914	24541	138409
14301	Knitted or crocheted wearing apparel	30	131598	8990		9540	17212	787	197	14222	80651
14302	Hosiery, socks, tights & pantyhose etc	101	122227	25226	12	7390	6047	3756	11717	10319	57758
15	LEATHER PRODUCTS	998	7744724	1008641	4515	118706	124814	105389	725470	443270	5213920
151	Tanning of leather & leather products	294	1824831	337724	1182	44496	47592	29361	41150	143213	1180114
1511	Tanning & dressing of leather	258	684175	88941	1147	38083	29693	14527	39319	100203	372261
15111	Tanning/ dressing of hides & skins	253	683775	88541	1147	38083	29693	14527	39319	100203	372261
15119	Others n.e.c.	5	400	400							
1512	Luggage, h&bags, saddlery etc.	36	1140656	248782	35	6413	17900	14833	1831	43009	807852
15121	Luggage, h&bags etc.	26	982616	164053	35	5737	6173	5574	160	5396	795488
15122	Articles of leather etc.	10	158040	84729		675	11726	9260	1671	37614	12364
152	Footwear	704	5919893	670917	3333	74210	77221	76028	684320	300057	4033806
1520	Footwear	704	5919893	670917	3333	74210	77221	76028	684320	300057	4033806
15201	Footwear	698	5916074	670340	3333	73760	76982	75538	684250	299841	4032030
15202	Leather parts of footwear etc.	6	3818	577		450	239	489	70	216	1777
16	WOOD AND WOOD PRODUCTS	596	332385	32750	1590	13998	10661	6145	33931	19874	213436
161	Sawmilling & planning of wood	142	53626	7293	442	4066	383	306		3639	37497
1610	Sawmilling & planning of wood	142	53626	7293	442	4066	383	306		3639	37497
16101	Sawing & planning of wood	142	53626	7293	442	4066	383	306		3639	37497
162	Products of wood, cork, straw etc.	454	278759	25457	1148	9932	10278	5840	33931	16235	175939
1621	Veneer sheets & wood-based panels	47	134779	16489	31	2323	2056	1558	30528	2483	79310
16211	Manufacture of veneer sheets	6	9298			10	543				8745
16212	Plywood/ veneer panel/ laminated sheets	35	58153	15160	31	1445	911	1297	30528	2087	6693
16213	Particle board/ densified wood etc.	6	67328	1329		868	602	261		396	63872
1622	Builders' carpentry & joinery	120	49821	5967	323	2580	2340	1711	1010	4867	31022
16221	Wooden goods of construction industry	120	49821	5967	323	2580	2340	1711	1010	4867	31022
1623	Wooden containers	180	58454	2190	385	2063	5056	2101	1247	3126	42284
16231	Packing boxes, crates, drums of wood	180	58454	2190	385	2063	5056	2101	1247	3126	42284
1629	Other wood products	107	35705	811	409	2965	824	470	1145	5758	23323
16291	Wood products	107	35705	811	409	2965	824	470	1145	5758	23323
17	PAPER AND PAPER PRODUCTS	530	2328703	295019	2482	43014	83123	82929	21899	149401	1650836
170	Paper & paper products	530	2328703	295019	2482	43014	83123	82929	21899	149401	1650836
1701	Pulp, paper & paperboard	195	988621	132905	1169	18592	17884	29100	13110	56815	719044
17013	Paper & paperboard	192	982212	131908	1169	18459	17639	28648	13080	56362	714945
17019	Others n.e.c.	3	6409	997		133	245	452	30	453	4099
1702	Corrugated paper/ paperboard & containers	316	1191845	159922	1312	22156	64250	52522	8106	86236	797340
17021	Corrugated paper/ paperboard containers	309	1103860	148523	1066	21566	63823	52373	8106	85552	722851
17022	Sacks, bags & similar articles of paper	7	87985	11399	246	590	427	149		684	74489
1709	Other articles of paper & paperboard	19	148237	2192		2266	988	1306	683	6350	134452
17091	Personal hygiene paper product	8	20459	1617		587	535	271	405	639	16404
17099	Others n.e.c.	11	127779	575		1679	453	1035	277	5711	118048
18	PRINTING/REPRODUCTION OF RECORDED MEDIA	270	1290203	205880	410	195821	243444	35077	42008	87789	479772
181	Printing	270	1290203	205880	410	195821	243444	35077	42008	87789	479772
1811	Printing	267	1286998	205030	410	195621	243004	34777	42008	87689	478457

TABLE - 6.0 **NON-INDUSTRIAL COST** **PUNJAB**

2015-16

Value in '000' Rs

Industry Code	Industry Major Groups & Industries	No. of establishments	Total non-industrial costs (Col 5 to 13)	Payments for transport	Copyrights, royalties, etc.	Payments for postage, telephone, telegraph,, telex, fax, etc.	Printing and stationery costs	Legal and professional expenses	Payments made for advertisements	Travelling expenses	Other expenses
1	2	3	4	5	6	7	8	9	10	11	12
18111	Printing of newspapers/ magazines	2	615196	101428		98931	196632	11675	21205	16594	168731
18112	Printing of books, brochures, maps etc	126	300107	46265	255	60796	27487	10636	16634	6315	131719
18114	Printing of diaries & calendars etc	8	4574	380		167	152	99		916	2860
18115	Printing on textile, glass, metal, wood	126	364234	56166	155	35437	18333	12352	4133	63816	173841
18119	Other printing n.e.c.	5	2887	792		290	400	15	36	48	1306
1812	Service related to printing	3	3205	850		200	440	300		100	1315
18121 &	Binding of printed sheets										
18124	Preparation of plates & dies	3	3205	850		200	440	300		100	1315
19	COKE AND REFINED PETROLEUM PRODUCTS	34	2328488	2098872	11	6372	10861	31083	6571	3375	171343
192	Refined petroleum products	34	2328488	2098872	11	6372	10861	31083	6571	3375	171343
1920	Refined petroleum products	34	2328488	2098872	11	6372	10861	31083	6571	3375	171343
19201	Production of motor fuel/ kerosene etc.	3	2271025	2097500		5517	10271	30535	6158	492	120552
19203	Oil-based lubricating oils or greases	24	47815	1372	11	735	520	548	413	683	43533
19205 &	White spirit, vaseline, paraffin wax										
19207	Blending of bio fuels	7	9648			120	70			2200	7258
20	CHEMICALS AND CHEMICAL PRODUCTS	594	39228182	11539225	123393	835475	1376022	1174270	9118601	1774491	13286705
201	Basic chemicals, fertilizers etc.	237	22722420	9186715	489	350457	1148344	652365	756091	1212266	9415694
2011	Basic chemicals	107	4557428	1800681	221	62451	30266	181935	96982	284847	2100044
20111	Inorganic industrial/ medical gases	12	18348	5383		1473	1211	4128	74	168	5911
20112	Dyes & pigments in basic form	28	706981	161327	204	19377	10751	76105	39946	36230	363041
20113	Manufacture of inorganic acids & bases	26	1080193	418917	16	18558	8885	34423	49211	125880	424302
20114	Chemical elements & other inorganic compounds	2	825	370		30	50		50	40	285
20115	Basic organic chemicals	28	2715766	1188140		22245	9064	66051	7702	119928	1302637
20119	Others n.e.c.	11	35316	26545		769	305	1228		2601	3868
2012	Fertilizers & nitrogen compounds	16	17668941	7239445		269245	1097437	431743	625644	862881	7142547
20121 &	Fertilizers										
20122	Nitrogen products	16	17668941	7239445		269245	1097437	431743	625644	862881	7142547
2013	Plastics & synthetic rubber	114	496050	146588	268	18761	20641	38687	33465	64538	173103
20131	Plastics in primary forms	114	496050	146588	268	18761	20641	38687	33465	64538	173103
202	Other chemical products	350	16471375	2351727	122904	483967	227324	520789	8362509	558578	3843577
2021	Pesticides/ agrochemical products etc	50	1040501	203094		127994	32157	31208	45111	85868	515069
20211	Insecticides/ fungicides/ herbicides	50	1040501	203094		127994	32157	31208	45111	85868	515069
2022	Paints, varnishes & printing ink etc.	96	4809534	648432	121004	58423	78056	327035	2040103	301370	1235111
20221	Paints & varnishes etc	88	4769609	647482	121004	57857	76132	326814	2039812	299033	1201475
20225	Caulking compounds etc	2	12332			392	747	110		752	10331
20227	Printing ink	6	27593	951		174	1178	111	290	1584	23305
2023	Soap, perfumes & toilet preparations	130	9964844	1364898	343	288973	89807	138498	6270688	141804	1669833
20232	Soap	87	890437	250913	72	14216	10832	14913	271927	17109	310455
20234	Detergent, dish-washing preparation etc	7	140482	17925		1815	2455	2024	65615	1585	49063
20235	Cleaning & polishing products	10	78867	714		966	4688	471	426	2311	69291
20236 &	Perfumes & toilet preparations										
20239	Others n.e.c.	26	8855058	1095346	270	271977	71832	121091	5932720	120799	1241024
2029	Other chemical products n.e.c.	74	656495	135302	1558	8576	27303	24048	6608	29536	423564
20291	Propellant powders/ explosives	28	73920	7071	800	3859	3400	6809	1859	14994	35129
20292	Gelatine/ glues & prepared adhesives	23	324567	75987	93	1073	12913	4069	2100	2053	226277
20293 &	Aromatic/odoriferous/distilled waters products										
20298	Matches	10	21157	2604	210	709	954	1105	783	1856	12935
20299	Others n.e.c.	13	236852	49640	454	2935	10037	12065	1866	10632	149223
203	Man-made fibres	7	34388	784		1050	354	1117		3648	27435
2030	Man-made fibres	7	34388	784		1050	354	1117		3648	27435
20301	Synthetic or artificial filament tow	3	26498	784		128	110	435		1745	23296
20303	Synthetic or artificial filament yarn	4	7890			922	244	682		1903	4139
21	BASIC PHARMACEUTICAL PRODUCTS	252	9759708	891395	15398	277540	296038	406961	2167263	2272037	3433076
210	Pharmaceuticals	252	9759708	891395	15398	277540	296038	406961	2167263	2272037	3433076
2100	Pharmaceuticals	252	9759708	891395	15398	277540	296038	406961	2167263	2272037	3433076
21001	Medicinal active substances	200	6707808	545161	15301	213169	188230	279895	1108708	1921978	2435366
21003	Medicaments/ homeopathic preparations	40	3035784	343369	83	63699	107091	126632	1058404	348456	988050
21009	Other such activities n.e.c.	12	16116	2866	14	673	717	433	151	1603	9660
22	RUBBER AND PLASTICS PRODUCTS	868	1710187	368257	2929	57829	55994	67504	58619	170702	928353
221	Rubber products	105	519380	167255	298	12415	8368	19699	40143	39368	231835
2211	Rubber tyres & tubes	16	436362	146197		7684	4471	17848	35546	32498	192117
22111	Rubber tyres	14	433918	145887		7640	4441	17848	35450	32420	190231
22112	Inner tubes for tyres	2	2444	310		44	30		96	78	1886
2219	Other rubber products	89	83018	21058	298	4731	3897	1851	4596	6870	39718
22191	Other products of rubber	89	83018	21058	298	4731	3897	1851	4596	6870	39718
222	Plastics products	763	1190807	201002	2631	45414	47626	47805	18476	131334	696518
2220	Plastics products	763	1190807	201002	2631	45414	47626	47805	18476	131334	696518
22201	Plastic products for packing of goods	370	932101	160816	1957	34016	36429	42198	14760	113178	528747
22202	Builders' plastics ware	47	53438	9798	361	3053	1384	651	2276	4869	31047
22203	Plastic tableware, kitchenware etc	183	83301	12662	237	3279	4093	2044	465	3855	56666
22209	Other diverse plastic products	163	121966	17727	76	5066	5721	2912	975	9432	80058

TABLE - 6.0 **NON-INDUSTRIAL COST** **PUNJAB**

2015-16

Value in '000' Rs

Industry Code	Industry Major Groups & Industries	No. of establishments	Total non-industrial costs (Col 5 to 13)	Payments for transport	Copyrights, royalties, etc.	Payments for postage, telephone, telegraph,, telex, fax, etc.	Printing and stationery costs	Legal and professional expenses	Payments made for advertisements	Travelling expenses	Other expenses
1	2	3	4	5	6	7	8	9	10	11	12
23	OTHER NON-METALLIC MINERAL PRODUCTS	10055	14303095	4619274	325413	310638	202513	325734	471455	1244760	6803308
231	Glass & glass products	56	1851967	350931	16	36684	15828	63017	272068	137910	975514
2310	Glass & glass products	56	1851967	350931	16	36684	15828	63017	272068	137910	975514
23101	Flat glass/ glass paving blocks	20	1723147	328947		34768	5558	61611	270481	132053	889728
23102	Glass mirror/ bottle/ drinking glass	10	96294	15570		1451	3743	994	472	4596	69468
23103	Pharmaceutical glassware etc.	4	4248	1875		49	238	137	274	185	1490
23109	Others glass products n.e.c.	22	28279	4540	16	415	6289	274	841	1076	14828
239	Non-metallic mineral products n.e.c.	9999	12451128	4268343	325397	273955	186685	262718	199387	1106850	5827794
2391	Refractory products	4	832			121	61	75	200	145	230
23912	Manufacture of refractory ceramic goods	4	832			121	61	75	200	145	230
2392	Clay building materials	9193	6029721	1628843	13868	134279	124045	117667	11586	673897	3325536
23922	Non-refractory clay building materials	9156	6007202	1628504	13537	133920	122473	117443	10689	672893	3307743
23923	Ceramic sanitary fixtures	37	22519	339	331	359	1572	223	897	1004	17794
2393	Other porcelain & ceramic products	165	200109	37332	161	5512	2079	5708	2283	30559	116475
23931	Ceramic tableware & domestic articles	158	133750	12920	161	1855	1827	771	2059	18714	95444
23932	Electrical fittings of ceramics etc.	2	49903	15171		3389		4799	186	10850	15509
23939	Other porcelain & ceramic products	5	16455	9242		268	253	139	38	995	5522
2394	Cement, lime & plaster	22	5840544	2525225	310038	114834	50168	131688	180897	358122	2169574
23941	Clinkers & hydraulic cement	9	5831968	2524349	310038	114737	46235	131688	180897	357928	2166099
23943	Plasters of calcined gypsum/ sulphate	13	8576	876		97	3933			195	3475
2395	Articles of concrete, cement & plaster	321	225160	32059	674	13661	6487	2435	2838	32146	134859
23951	Precast concrete, cement or stone	241	193901	25948	674	11908	4479	2285	2743	28942	116922
23959	Other articles of concrete or cement	80	31258	6111		1752	2009	151	95	3204	17937
2396	Cutting, shaping & finishing of stone	280	137452	42727	631	4833	3478	4878	1057	11321	68526
23961	Cutting, shaping & finishing of stone	280	137452	42727	631	4833	3478	4878	1057	11321	68526
2399	Other non-metallic mineral products	14	17311	2157	25	715	367	267	526	660	12594
23991	Millstones/abrasive products and polishing	6	4901	1577		131	258		490	299	2146
23993	Mineral insulating materials	2	607			32	5	15		40	515
23995 &	Articles of asphalt etc										
23999	Manufacture of other such products n.e.c.	6	11803	580	25	552	104	252	36	321	9933
24	BASIC METALS	714	3929895	1143542	2348	42699	54527	93517	91093	130707	2371463
241	Basic iron & steel	454	3739340	1109824	2323	36168	50021	87200	83239	119089	2251475
2410	Basic iron & steel	454	3739340	1109824	2323	36168	50021	87200	83239	119089	2251475
24102 &	Pig iron/spiegeleisen/ferro-alloys & ferrous produ										
24104	Remelting of scrap ingot of iron/ steel	64	329048	100027	188	4112	4144	7837	27786	19964	164990
24106	Hot/cold-rolled products of steel	303	2711342	805455	1096	25046	31798	46311	47545	72207	1681883
24108	Welded tubes & pipes of steel	73	692326	201278	1040	6770	13919	32952	7908	26918	401542
24109	Others n.e.c.	14	6624	3064		240	160	100			3060
242	Basic precious & non-ferrous metals	92	94206	16170	24	4502	3205	4870	7387	8212	49836
2420	Basic precious & non-ferrous metals	92	94206	16170	24	4502	3205	4870	7387	8212	49836
24202	Aluminium & alloys	48	84736	16019	24	4287	2727	3700	7057	8068	42854
24203	Lead, zinc, tin & alloys from ores	4	641			76	253	4	2	12	293
24205 &	Copper alloys										
24206	Chrome, manganese, nickel & alloys etc	40	8829	151		139	225	1166	327	132	6688
243	Casting of metals	168	96350	17548		2029	1301	1447	467	3406	70152
2431	Casting of iron & steel	158	94451	16757		1984	1278	1447	467	2931	69587
24311	Casting of iron	124	80048	11948		1613	537	1255	265	2606	61824
24312	Casting of steel	34	14403	4809		370	741	191	203	325	7763
2432	Casting of non-ferrous metals	10	1898	791		45	23			475	565
24324	Casting of precious metal castings	10	1898	791		45	23			475	565
25	FABRICATED METAL PRODUCTS	1642	1488846	241268	3023	52693	40620	105628	31892	108814	904909
251	Structural metal products etc	396	703993	81570	1748	19258	13066	82216	9152	63634	433349
2511	Structural metal products	354	596187	66265	1698	8691	11503	73963	6092	47059	380915
25111	Metal framework/ skeleton etc	26	388133	24112		2735	4239	66923	806	30207	259110
25112	Metal door, window, shutter, gates etc	279	138696	18883	1698	5082	4170	6008	3464	16505	82885
25119	Others n.e.c.	49	69358	23270		874	3094	1032	1821	347	38920
2512	Tanks, reservoirs & containers of metal	35	77841	11797	50	8574	751	5600	777	8870	41422
25121	Reservoirs, tanks & containers of metal	6	4178	410		67	248	51			3402
25122	Metal containers for gas	27	72512	11387	50	8507	503	5549	777	8870	36870
25123	Central heating boilers & radiators	2	1150								1150
2513	Steam generators	7	29966	3508		1993	813	2653	2283	7705	11012
25131 &	Steam/ vapour generator, condenser etc										
25132	Parts for marine or power boilers/ nuclear reactor	7	29966	3508		1993	813	2653	2283	7705	11012
252	Weapons & ammunition	3	43848	10		3581	2999	5381	9950	1378	20549
2520	Weapons & ammunition	3	43848	10		3581	2999	5381	9950	1378	20549
25201 &	Heavy weapons										
25202	Small arms	3	43848	10		3581	2999	5381	9950	1378	20549
259	Other fabricated metal products	1243	741005	159688	1275	29854	24555	18031	12790	43801	451011
2592	Treatment & coating of metals	5	2265								2265
25921 &	Plating, anodizing, s&blasting etc.										
25922	Colouring/engraving, non-metallic coating metals	5	2265								2265
2593	Cutlery, h& tools & general hardware	439	163642	18631	470	9996	5063	5135	1848	17279	105219
25931	Cutlery	245	122375	12919	53	6817	3654	3146	1009	13914	80864

TABLE - 6.0 **NON-INDUSTRIAL COST** **PUNJAB**

2015-16

Value in '000' Rs

Industry Code	Industry Major Groups & Industries	No. of establishments	Total non-industrial costs (Col 5 to 13)	Payments for transport	Copyrights, royalties, etc.	Payments for postage, telephone, telegraph,, telex, fax, etc.	Printing and stationery costs	Legal and professional expenses	Payments made for advertisements	Travelling expenses	Other expenses
1	2	3	4	5	6	7	8	9	10	11	12
25932	Knives, h& tools, saw blades etc	123	18609	2178	361	1442	743	1698	799	1612	9775
25933	Padlocks, locks, keys, hinges etc	57	20105	3074	54	1462	495	290	25	1242	13463
25934	Other tools of such nature n.e.c.	14	2554	460	2	275	171		16	511	1118
2599	Other fabricated metal products n.e.c.	799	575098	141057	805	19857	19491	12897	10942	26522	343527
25991	Cans, drums, buckets, boxes, tins etc	76	55802	13284		991	5985	907	1441	4593	28602
25992	Uninsulated or insulated metal cable	4	3178	209		59				67	2844
25993	Nails, bolts, screws, nuts, chains etc.	118	80270	10610	51	1963	2033	2022	1235	3296	59061
25994	Metal household articles	304	113044	15486	32	3392	3619	3289	1073	7176	78977
25995	Metal goods for office use	48	94521	9107	500	2693	1262	996	6212	5104	68647
25996	Safes, strongboxes, armoured doors etc.	85	30677	6376	74	1079	1166	532	177	2324	18949
25997	Various metal articles	100	121070	48183	14	7518	1553	3570	564	3135	56532
25999	Others n.e.c.	64	76537	37803	134	2163	3873	1581	241	826	29916
26	COMPUTER, ELECTRONIC AND OPTICAL PRODUCT	27	225149	23614		13129	6598	6963	38610	31918	104318
261	Electronic components & boards	7	32011	2318		3287	2295	1756	2855	2533	16967
2610	Electronic components & boards	7	32011	2318		3287	2295	1756	2855	2533	16967
26101	Capacitors, resistors, microprocessors	7	32011	2318		3287	2295	1756	2855	2533	16967
263	Communication equipment	4	213	49		47	20	59		20	20
2630	Communication equipment	4	213	49		47	20	59		20	20
26303	Cable television equipment, antenna etc	4	213	49		47	20	59		20	20
264	Consumer electronics	5	133569	17679		8582	3336	1439	35655	19652	47226
2640	Consumer electronics	5	133569	17679		8582	3336	1439	35655	19652	47226
26402	Televisions, monitors & displays	2	130191	14462		8582	3175	1439	35655	19652	47226
26409	Others n.e.c.	3	3378	3217			161				
265	Measuring equipment; watches/ clocks	11	59356	3568		1213	948	3708	100	9713	40105
2651	Measuring, navigating/ control equipment	7	58383	3471		990	875	3611	100	9474	39862
26514	Measuring & control equipment	2	776	165		20	216	75	100		200
26519	Manufacture of others n.e.c.	5	57607	3306		970	659	3536		9474	39662
2652	Watches & clocks	4	973	97		223	73	97		239	243
26521	Watches & clocks	4	973	97		223	73	97		239	243
27	ELECTRICAL EQUIPMENT	634	7518463	795195	15630	94460	91518	210436	723973	346379	5240872
271	Electric motor, generator, transformer	115	3884417	601272	14929	50588	36874	90952	340878	281629	2467295
2710	Electric motors, generators, transformers etc.	115	3884417	601272	14929	50588	36874	90952	340878	281629	2467295
27101	Electric transformers	19	3427159	541551	14600	34499	21732	76486	331728	228993	2177570
27102	Electric motors/ power generators etc	15	140069	1938		3987	3475	2423	951	6806	120489
27103 &	Electric power distribution panel etc.										
27104	Switchboard apparatus, fuses, switches	52	275245	56653	329	11430	11143	10757	8199	45485	131249
27109	Others n.e.c.	29	41944	1130		672	524	1286		345	37986
272	Batteries & accumulators	11	80913	41691		2160	14134	2502	5521	70	14836
2720	Batteries & accumulators	11	80913	41691		2160	14134	2502	5521	70	14836
27203	Lead acid/ lithium/ dry/ wet batteries	11	80913	41691		2160	14134	2502	5521	70	14836
273	Wiring & wiring devices	80	675683	110422	456	16330	15998	94767	142548	17330	277833
2731 &	Fibre optic cables										
2732	Other electric wires & cables	80	675683	110422	456	16330	15998	94767	142548	17330	277833
27310 &	Fibre optic cable for data transmission etc.										
27320	Insulated wire & cable	80	675683	110422	456	16330	15998	94767	142548	17330	277833
274	Electric lighting equipment	35	14350	288		57	148	168	1769	5185	6737
2740	Electric lighting equipment	35	14350	288		57	148	168	1769	5185	6737
27401	Lamps, bulbs, ch&eliers,lanterns etc.	6	9060	20		40	120	140	1700	5185	1855
27409	Others n.e.c.	29	5290	268		17	28	28	69		4882
275	Domestic appliances	375	2852783	40323	245	25086	22665	21173	232732	41691	2468868
2750	Domestic appliances	375	2852783	40323	245	25086	22665	21173	232732	41691	2468868
27501	Domestic electric appliances	326	2822634	36541	99	23442	20681	20529	231807	40020	2449514
27502	Domestic electrothermic appliances	6	6065	1281		637	258	109	218	540	3022
27503	Domestic non-electric cooking equipment	43	24085	2501	146	1007	1726	535	707	1131	16332
279	Other electrical equipment	18	10315	1200		240	1700	874	525	475	5302
2790	Other electrical equipment	18	10315	1200		240	1700	874	525	475	5302
27901	Battery chargers & electrical bells etc	4	6905	1200		100	1130	850	525		3100
27909	Others n.e.c.	14	3410			140	570	24		475	2202
28	MACHINERY AND EQUIPMENT N.E.C.	770	4815765	431531	181565	124156	60990	176863	512114	467033	2861513
281	General-purpose machinery	303	3561699	264341	61481	66395	31962	140054	317994	381233	2298239
2811	Engines & turbines	5	1367	371		139	22	17		322	495
28112	Turbines & parts etc	5	1367	371		139	22	17		322	495
2813	Other pumps, compressors, taps & valves	147	1830342	44282	22111	27715	13348	105757	18831	148698	1449600
28131	Air or vacuum pumps/ compressors	2	318037	947		1811	3306	59959	248	27221	224545
28132	Pumps for liquids	97	1488382	42706	22111	25272	9603	45532	18157	120512	1204490
28133	Pumps for engines/ motor vehicle pumps	10	2040	545		228	137	112		184	835
28134	Industrial taps/ valves & h& pump etc	38	21882	84		404	302	155	426	781	19730
2814 &	Bearings, gears, gearing etc										
2815	Ovens, furnaces & furnace burners	7	809	268		218	109	55		109	50
28143 &	Gears, pulleys & transmission chain etc										
28151	Electrical & other furnaces, ovens,burners etc.	7	809	268		218	109	55		109	50
2816	Lifting & h&ling equipment	39	25726	6156	2130	212	3690	102	10	3811	9615
28161	Lifting, h&ling, loading machinery	39	25726	6156	2130	212	3690	102	10	3811	9615
2819	Other general-purpose machinery	105	1703456	213264	37239	38112	14793	34123	299153	228294	838479

TABLE - 6.0 **NON-INDUSTRIAL COST** **PUNJAB**

2015-16

Value in '000' Rs

Industry Code	Industry Major Groups & Industries	No. of establishments	Total non-industrial costs (Col 5 to 13)	Payments for transport	Copyrights, royalties, etc.	Payments for postage, telephone, telegraph,, telex, fax, etc.	Printing and stationery costs	Legal and professional expenses	Payments made for advertisements	Travelling expenses	Other expenses
1	2	3	4	5	6	7	8	9	10	11	12
28191	Industrial freezing equipment etc.	20	656517	156074		6609	1900	4533	282649	39597	165155
28192	Weighing, packing & wrapping machinery	18	4471	673		147	186	54	387	21	3002
28193	Filtering or purifying machinery	15	11145	1718		365	305	90	236	284	8148
28198	Parts for general-purpose machinery	11	16701	2058		361	5104	2704	142	1752	4581
28199	Others n.e.c.	41	1014622	52741	37239	30631	7298	26741	15739	186640	657593
282	Special-purpose machinery	467	1254066	167190	120085	57760	29029	36809	194119	85800	563275
2821	Agricultural & forestry machinery	339	1036030	88313	120035	49432	23842	33712	188597	71593	460508
28211	Tractors	11	830497	32153	119823	36695	18355	28763	185490	45592	363626
28213	Agricultural trailers or semi-trailers	28	7775	509	11	926	282	222	87	2095	3644
28214	Soil preparation, planting machinery	47	26667	4757	23	782	1035	748	436	4019	14867
28215	Harvesting or threshing machinery	55	19268	4590		1410	1142	487	1015	1450	9174
28216 &	Milking machines										
28217	Spraying machinery	2	122			25	10	4		16	67
28219	Diverse agricultural machinery	196	151701	46304	177	9594	3018	3488	1569	18421	69130
2822	Metal-forming machinery & machine tools	30	15069	2576		500	280	248	89	533	10843
28222	Tools for grinding, drilling, boring	15	11236	2109		170	107	28	84	79	8660
28223	Stamping or pressing machine tools	8	2469	430		170	82	15	5	430	1337
28224	Hydraulic presse/ forging machine etc.	5	347	37		99	62			25	124
28227	Parts/ accessories for machine tools	2	1017			61	29	204			722
2824	Mining/ quarrying/ construction machinery	12	20227	1581		1064	1012	95	4248	2221	10007
28242	Boring, cutting & tunnelling machinery	2	592	211		15	264			53	48
28243	Machinery for treating minerals	8	18905	1245		1008	698	60	4103	2148	9643
28245 &	Manufacture of earth-moving machinery										
28246	Pile drivers/ mortar spreaders etc.	2	730	125		40	50	35	145	20	315
2825	Food, beverage & tobacco machinery	28	124822	59016		4084	2558	1557	713	10234	46659
28253	Grain milling machinery	10	1460	23		210	223	39		55	909
28256	Machinery for extractionof animal/vegetable fats	2	680	145		46	5	3	11		470
28259	Food processing machinery	16	122682	58848		3828	2330	1515	702	10179	45280
2826	Textile, apparel & leather machinery	55	56158	15584		2630	1171	1061	337	1057	34318
28261	Textile machinery	27	47722	14509		1963	821	845	237	638	28709
28262	Equipment for textile machinery	4	880	464		76	21	11		76	232
28266	Sewing machines	24	7556	611		591	329	206	100	343	5377
2829	Other special-purpose machinery	3	1760	120	50	51	166	136	136	161	940
28291 &	Machinery for paper pulp,paperboard product etc										
28292 &	Rubber & plastic products machinery										
28299	Others n.e.c.	3	1760	120	50	51	166	136	136	161	940
29	MOTOR VEHICLES, TRAILERS AND SEMI	541	2628632	326930	889537	52415	53737	69498	168879	246111	821524
291	Motor vehicles	10	1580099	89606	889086	9845	15554	42064	97141	154169	282634
2910	Motor vehicles	10	1580099	89606	889086	9845	15554	42064	97141	154169	282634
29101 &	Passenger cars, commercial busses etc.										
29102	Motor vehicle engines, chassis etc.	7	1526925	86082	889086	9268	14667	40603	94765	151310	241144
29103	Other motor vehicles	3	53174	3524		577	887	1461	2376	2859	41490
292	Motor vehicle bodies, trailers etc	114	33328	3192		1151	832	1123	612	7044	19373
2920	Motor bodies, trailers & semi-trailers	114	33328	3192		1151	832	1123	612	7044	19373
29201	Bodies for motor vehicles	13	644				461			46	137
29202	Trailers & semi-trailers	101	32684	3192		1151	371	1123	612	6999	19236
293	Parts & accessories for motor vehicles	417	1015205	234132	451	41419	37352	26311	71126	84897	519518
2930	Parts & accessories for motor vehicles	417	1015205	234132	451	41419	37352	26311	71126	84897	519518
29301	Parts & accessories for motor vehicles	417	1015205	234132	451	41419	37352	26311	71126	84897	519518
30	OTHER TRANSPORT EQUIPMENT	157	4785666	459762	2133148	57065	41337	40017	446331	191017	1416989
309	Transport equipment n.e.c.	157	4785666	459762	2133148	57065	41337	40017	446331	191017	1416989
3091	Motorcycles	146	4778546	458566	2133148	56500	40748	39448	446331	190801	1413004
30911	Motorcycles, engines for motorcycles	21	4608326	386617	2131816	50060	35956	35572	435894	174190	1358221
30912	Parts & accessories for motorcycles.	125	170219	71949	1332	6440	4792	3876	10437	16610	54784
3092	Bicycles & invalid carriages	11	7120	1196		565	589	570		216	3985
30921 &	Non-motorized bicycles & parts etc.										
30922	Invalid/baby carriages, their parts/accessories, et	11	7120	1196		565	589	570		216	3985
31	FURNITURE	1061	997558	66603	3887	31432	19602	73999	33129	57723	711184
310	Furniture	1061	997558	66603	3887	31432	19602	73999	33129	57723	711184
3100	Furniture	1061	997558	66603	3887	31432	19602	73999	33129	57723	711184
31001	Furniture & fixtures.	469	570578	38241	2938	17257	10531	71763	29215	28697	371937
31003	manufacture of office furniture	8	4676	900		120	95	40		35	3486
31004	Furniture for kitchen bedrooms etc.	582	419654	27462	949	13695	8726	2196	3914	28191	334521
31005	Laboratory benches/ laboratory furniture	2	2650			360	250			800	1240
32	OTHER MANUFACTURING	1367	3784256	939084	3448	146063	93145	92393	96039	283840	2130244
321	Jewellery, bijouterie etc	28	16008	111	26	411	253	141	211	2516	12340
3211	Jewellery & related articles	26	16008	111	26	411	253	141	211	2516	12340
32113 &	Jewellery, goldsmiths' articles.										
32114	Metal watchs, watch straps & cigarette cases etc.	26	16008	111	26	411	253	141	211	2516	12340
3212	Imitation jewellery & related articles	2									
32121	Costume or imitation jewellery.	2									
322	Musical instruments	10	5285	638	11	669	487	374		631	2476

TABLE - 6.0 **NON-INDUSTRIAL COST** **PUNJAB**

2015-16

Value in '000' Rs

Industry Code	Industry Major Groups & Industries	No. of establishments	Total non-industrial costs (Col 5 to 13)	Payments for transport	Copyrights, royalties, etc.	Payments for postage, telephone, telegraph,, telex, fax, etc.	Printing and stationery costs	Legal and professional expenses	Payments made for advertisements	Travelling expenses	Other expenses
1	2	3	4	5	6	7	8	9	10	11	12
3220	Musical instruments	10	5285	638	11	669	487	374		631	2476
32201 &	Stringed instruments, harmoniums etc.										
32202	Musical instruments & parts.	10	5285	638	11	669	487	374		631	2476
323	Sports goods	382	2020784	507236	946	81029	48064	64308	79818	165275	1074108
3230	Sports goods	382	2020784	507236	946	81029	48064	64308	79818	165275	1074108
32301	Foot balls.	120	825946	189986	24	27922	14952	26493	18526	66437	481607
32302	Rackets, bats.	31	47329	1742		770	911	216	27699	6809	9182
32309	Other sports articles/ equipment etc.	231	1147509	315508	922	52337	32201	37599	33594	92029	583319
324	Games & toys	12	11770	856	60	271	246	13	597	663	9063
3240	Games & toys	12	11770	856	60	271	246	13	597	663	9063
32401	Dolls, toy animals etc.	12	11770	856	60	271	246	13	597	663	9063
325	Medical & dental instruments & supplies	895	1638203	384756	2405	60581	41759	22969	13473	108416	1003844
3250	Medical & dental instruments & supplies	895	1638203	384756	2405	60581	41759	22969	13473	108416	1003844
32501	Surgical drapes/ sterile string etc	22									
32505	Surgical, dental/ veterinary furniture.	6	2280	284		363	15	7		238	1374
32506	Dental instruments/ orthopaedic devices	46	33075	9036	203	1562	3369	1075	2069	4017	11743
32509	Others n.e.c.	821	1602847	375436	2202	58656	38375	21887	11403	104161	990727
329	Other manufacturing n.e.c.	40	92206	45488		3102	2336	4587	1941	6340	28413
3290	Other manufacturing n.e.c.	40	92206	45488		3102	2336	4587	1941	6340	28413
32902	Brooms & brushes.	22	55028	28726		1772	877	3860	110	3281	16401
32903	Pens, pencils & stamps etc.	6	28053	13085		1275	1312	525	1794	2853	7210
32909	Others n.e.c.	12	9126	3677		55	147	202	37	206	4802

TABLE - 7.0 **VALUE OF PRODUCTION** **PUNJAB**

2015-16

Value in '000' Rs

Industry Code	Industry Major Groups & Industries	No. of establishments	Total production at basic prices (Col 5 + 10 +11+12+13)	Main Production Activities					Trade margin	Receipts from other activities	Subsidy	Production Taxes
				Total	Value of sales from finished/semi-finished products from own production	Value of fixed assets produced for own use	Value of sale of electricity generated	Changes in work in progress				
1	2	3	4	5	6	7	8	9	10	11	12	13
C	**ALL INDUSTIRES**	**32256**	**5145187736**	**5042761298**	**5021246844**	**4528019**	**4543408**	**12443027**	**6320255**	**65802506**	**16581310**	**13722367**
10	FOOD PRODUCTS	3385	1246831020	1235152515	1231171375	933482	380651	2667008	2061122	7462798	991113	1163472
101	Processing & preserving of meat	14	9508355	9425955	9471727		500	-46272		47000		35400
1010	Processing & preserving of meat	14	9508355	9425955	9471727		500	-46272		47000		35400
10102	Fresh, chilled or frozen meat	5	629600	585697	585697					43312		591
10104 &	Meat products											
10107	Processing of animal offal	9	8878755	8840258	8886031		500	-46272		3688		34809
103	Processing of fruit/ vegetables	15	3129880	2915290	2842006			73284	177	213813		600
1030	Processing/ preserving of fruit/ vegetables	15	3129880	2915290	2842006			73284	177	213813		600
10302	Preserving of fruit, nuts or vegetables	6	251104	250632	250632				177			295
10304	Fruit or vegetable juices.	3	535871	345879	341805			4074		189710		282
10305	Jams, jellies & marmalades	6	2342905	2318779	2249569			69210		24104		23
104	Vegetable & animal oils/ fats	504	203610985	202211692	201165342	167041	59312	819997	60035	938840	14201	386216
1040	Vegetable & animal oils & fats	504	203610985	202211692	201165342	167041	59312	819997	60035	938840	14201	386216
10401	Crude / refined vegetable oils	317	182443329	181341497	180330231	159910	32913	818443	34771	698482	12464	356116
10405	Cotton linters.	74	15704624	15655331	15623351	5694	26399	-113	14339	16221	1163	17571
10406	Oilcakes & others	113	5463032	5214865	5211760	1438		1668	10925	224138	575	12529
105	Dairy products	82	198441912	194866578	194344593	2402	70	519513	1732539	1681578	15971	145245
1050	Dairy products	82	198441912	194866578	194344593	2402	70	519513	1732539	1681578	15971	145245
10501	fresh liquid milk & milk-based drinks	18	182330684	178839538	178482057			357481	1730216	1659363		101566
10504	Butter/ cheese etc.	17	3510809	3487365	3343279			144086	2323	2162	15966	2992
10506	Ice cream & other edible ice.	43	12495223	12434480	12414196	2339		17945		20053	5	40685
10509	Others n.e.c.	4	105196	105194	105061	63	70					2
106	Grain mill products, starches etc	1807	383372591	380879314	379017330	682565	108121	1071298	230525	1600815	364944	296993
1061	Grain mill products	1805	383335832	380843718	378981735	682565	108121	1071298	230525	1599652	364944	296993
10611	Grain milling.	664	250323963	249704503	248436569	121638	74458	1071838	49238	241221	228158	100843
10612	Rice milling.	1075	126320536	124475561	123898105	545886	32618	-1049	181287	1345711	123731	194247
10613	Vegetable milling	64	6468635	6440957	6424918	15041	1044	-47		12720	13055	1903
10614	Cereal breakfast foods	2	222698	222698	222142			556				
1062	Starches & starch products	2	36759	35596	35596					1164		
10623	Glucose/ glucose syrup etc	2	36759	35596	35596					1164		
107	Other food products	834	300702974	297018293	296582346	75046	212649	148252	28678	2909711	595996	150296
1071	Bakery products	647	31549498	31320891	31294137	36184	4807	-14236	28148	108602	573	91283
10711	Bread & rolls	40	3976570	3966146	3966266			-120	234	9517		673
10712	Pastry, cakes, pies etc.	91	4160497	4124811	4122175	1597		1039	9009	21576	552	4548
10713	Rusks, biscuits & bakery products	272	13411755	13326814	13287540	25466	4288	9520	3114	60157	18	21652
10719	Others n.e.c.	244	10000676	9903120	9918156	9120	519	-24676	15791	17353	3	64409
1072	Sugar	43	246556723	243213298	243085454		202896	-75052		2770672	551073	21680
10721	Sugar & sugar substitutes	43	246556723	243213298	243085454		202896	-75052		2770672	551073	21680
1073	Chocolate & sugar confectionery	48	4780649	4716869	4610489	5000		101380		8744	44351	10685
10732	Chocolate & sugar confectionery	45	4751023	4687243	4585863			101380		8744	44351	10685
10733	Chewing gum	3	29626	29626	24626	5000						
1074	Macaroni, noodles, pasta etc.	16	487376	486761	378772			107989	4	555		57
10741	Pastas/ macaroni etc	16	487376	486761	378772			107989	4	555		57
1079	Other food products n.e.c.	80	17328727	17280473	17213494	33862	4946	28171	525	21137		26592
10792	Blending of tea & mate	3	9970381	9970381	9971233			-852				
10796	Spices, sauces & condiments	11	318371	311404	311404				488	5732		748
10798	Processing of salt	20	330995	330855	330802			53		47		94
10799	Others n.e.c.	46	6708980	6667834	6600055	33862	4946	28970	38	15359		25750
108	Prepared animal feeds	129	148064322	147835393	147748030	6426		80937	9167	71040		148722
1080	Prepared animal feeds	129	148064322	147835393	147748030	6426		80937	9167	71040		148722
10802	Prepared feeds for farm animals	129	148064322	147835393	147748030	6426		80937	9167	71040		148722
11	BEVERAGES	73	158022210	156351090	156253757	39385		57948	27396	1413688	216245	13791
110	Beverages	73	158022210	156351090	156253757	39385		57948	27396	1413688	216245	13791
1104	Soft drinks, mineral waters etc	73	158022210	156351090	156253757	39385		57948	27396	1413688	216245	13791
11041	Non-alcoholic beverages	22	24224729	23780747	23778621	39385		-37258		442710	492	779
11042	Natural mineral waters/ bottled waters	29	6066284	6058562	6056844			1717		29		7694
11043	Soft drinks like lemonade, cola etc.	22	127731196	126511781	126418292			93489	27396	970949	215753	5317
12	TOBACCO PRODUCTS	8	40674670	40118433	40128518			-10085		326123		230114
120	Tobacco products	8	40674670	40118433	40128518			-10085		326123		230114
1200	Tobacco products	8	40674670	40118433	40128518			-10085		326123		230114
12001	Tobacco products & substitutes etc.	6	40624546	40068459	40078534			-10075		326123		229964
12009	Others n.e.c.	2	50124	49974	49984			-10				150
13	TEXTILES	5967	1402530148	1368375457	1353481297	1236189	3888860	9769111	1134457	31576932	74393	1368909
131	Spinning, weaving, finishing of textile	4510	1308409305	1275842676	1261583358	902120	3884959	9472239	1125407	30577970	59463	803788
1311	Spinning of textile fibres	579	755456075	736296348	725695880	204408	3038370	7357691	130334	18792873	2748	233771
13112	Spinning of yarn or thread	579	755456075	736296348	725695880	204408	3038370	7357691	130334	18792873	2748	233771
1312	Weaving of textiles	3607	477216435	467766529	464643571	571181	845382	1706395	952369	8149581	56408	291548
13121	Broad woven fabrics	3522	466526007	457157632	454068879	548860	845382	1694511	952369	8096808	56353	262844
13122	Other broad woven fabrics etc.	2	2772247	2759692	2755133			4559		12555		

TABLE - 7.0 **VALUE OF PRODUCTION** **PUNJAB**

2015-16

Value in '000' Rs

Industry Code	Industry Major Groups & Industries	No. of establishments	Total production at basic prices (Col 5 + 10 +11+12+13)	Main Production Activities					Trade margin	Receipts from other activities	Subsidy	Production Taxes
				Total	Value of sales from finished/semi-finished products from own production	Value of fixed assets produced for own use	Value of sale of electricity generated	Changes in work in progress				
1	2	3	4	5	6	7	8	9	10	11	12	13
13129	Others n.e.c.	83	7918182	7849205	7819559	22321		7325		40218	55	28704
1313	Finishing of textiles	324	75736795	71779799	71243908	126530	1207	408154	42704	3635517	306	278469
13131	Bleaching & dyeing of fabrics	324	75736795	71779799	71243908	126530	1207	408154	42704	3635517	306	278469
139	Other textiles	1457	94120843	92532781	91897939	334069	3902	296872	9050	998961	14931	565121
1392	Made-up textile articles	271	64327849	63582930	63151689	129928	247	301066	3485	677896	1712	61827
13921	Madeup articles of any textile material	212	40940986	40303901	39751421	61787	247	490445	2163	588761	1712	44449
13922	Made-up furnishing articles	47	22469897	22370597	22492080	68141		-189624	1309	81254		16736
13929	Others n.e.c.	12	916966	908431	908188			244	12	7881		642
1393	Carpets & rugs	67	4595855	4567972	4545173	7399	1161	14240	1311	8772	1124	16675
13930	Floor coverings like carpets, rugs etc.	67	4595855	4567972	4545173	7399	1161	14240	1311	8772	1124	16675
1394	Cordage, rope, twine & netting	18	733649	715926	720625			-4699		17119		604
13941	Twine, cordage, rope etc.	18	733649	715926	720625			-4699		17119		604
1399	Other textiles n.e.c.	1101	24463490	23665953	23480452	196742	2494	-13734	4254	295173	12094	486015
13991	Labels/ badges etc.	45	976414	968756	969859			-1103		7233		425
13992	Tulles/ laces & other net fabrics	1023	20388487	19720031	19526798	196742	1946	-5455	4254	272958	12094	379149
13999	Others n.e.c.	33	3098589	2977166	2983794		548	-7176		14983		106440
14	WEARING APPAREL	1713	293230879	290347399	289499162	479111	59780	309347	31100	1935860	227894	688626
141	Wearing apparel	1582	252279393	250137003	249437505	435601	40619	223279	23150	1597676	150314	371251
1410	Wearing apparel	1582	252279393	250137003	249437505	435601	40619	223279	23150	1597676	150314	371251
14101	Wearing apparel of leather	157	24493486	24267351	24282258		6206	-21113	2590	163493	39497	20556
14102	Outerwear/ work wear	757	182976451	181258851	181076704	91073	25904	65171	9783	1333293	86211	288312
14103	Underwear/ nightwear	161	14281972	14173934	14156337	1081	1435	15081	309	59926	23320	24484
14104	Babies' garments/ tracksuits etc.	20	6457611	6442212	6325816			116396	914	4213	155	10117
14105 &	Other clothing accessories											
14109	Others n.e.c.	487	24069873	23994655	23596390	343448	7074	47744	9554	36751	1130	27783
143	Knitted & crocheted apparel	131	40951486	40210396	40061657	43510	19162	86068	7950	338184	77580	317376
1430	Knitted & crocheted apparel	131	40951486	40210396	40061657	43510	19162	86068	7950	338184	77580	317376
14301	Knitted or crocheted wearing apparel	30	2881785	2739289	2682696	29506	17940	9147	7868	132483		2144
14302	Hosiery, socks, tights & pantyhose etc	101	38069701	37471107	37378961	14003	1222	76921	82	205700	77580	315232
15	LEATHER PRODUCTS	998	107927340	106107362	105991382	23732	7449	84799	324121	1247875	79076	168907
151	Tanning of leather & leather products	294	33153644	31904276	32095468	1086	6317	-198595	32873	1047465	77283	91748
1511	Tanning & dressing of leather	258	21913862	20686528	20918267	1086	6317	-239142	32594	1026520	77133	91086
15111	Tanning/ dressing of hides & skins	253	21850702	20623368	20855107	1086	6317	-239142	32594	1026520	77133	91086
15119	Others n.e.c.	5	63160	63160	63160							
1512	Luggage, h&bags, saddlery etc.	36	11239782	11217748	11177201			40547	279	20944	150	662
15121	Luggage, h&bags etc.	26	8540804	8518796	8462684			56112	279	20944	150	635
15122	Articles of leather etc.	10	2698979	2698952	2714517			-15566				27
152	Footwear	704	74773696	74203086	73895914	22645	1132	283394	291248	200410	1793	77159
1520	Footwear	704	74773696	74203086	73895914	22645	1132	283394	291248	200410	1793	77159
15201	Footwear	698	74644716	74074351	73767179	22645	1132	283394	291248	200410	1793	76913
15202	Leather parts of footwear etc.	6	128980	128735	128735							245
16	WOOD AND WOOD PRODUCTS	596	12788421	12466723	12474961	27982	33705	-69924	37876	199510	56649	27664
161	Sawmilling & planning of wood	142	1643364	1509256	1481262	18417	19522	-9945	30940	46867	54514	1786
1610	Sawmilling & planning of wood	142	1643364	1509256	1481262	18417	19522	-9945	30940	46867	54514	1786
16101	Sawing & planning of wood	142	1643364	1509256	1481262	18417	19522	-9945	30940	46867	54514	1786
162	Products of wood, cork, straw etc.	454	11145058	10957467	10993698	9565	14183	-59979	6936	152643	2135	25877
1621	Veneer sheets & wood-based panels	47	6363794	6357190	6428852	10	485	-72158	1293	975		4336
16211	Manufacture of veneer sheets	6	787083	786993	786993							90
16212	Plywood/ veneer panel/ laminated sheets	35	4225118	4218654	4290347		464	-72158	1293	975		4196
16213	Particle board/ densified wood etc.	6	1351593	1351543	1351512	10	21					50
1622	Builders' carpentry & joinery	120	1723297	1667229	1664822	856	476	1075	1789	51812		2468
16221	Wooden goods of construction industry	120	1723297	1667229	1664822	856	476	1075	1789	51812		2468
1623	Wooden containers	180	1841698	1764311	1742305	5073	12895	4038	1142	57433	2135	16679
16231	Packing boxes, crates, drums of wood	180	1841698	1764311	1742305	5073	12895	4038	1142	57433	2135	16679
1629	Other wood products	107	1216268	1168737	1157719	3625	327	7066	2712	42424		2394
16291	Wood products	107	1216268	1168737	1157719	3625	327	7066	2712	42424		2394
17	PAPER AND PAPER PRODUCTS	530	60648031	60170700	60333783	24516	1618	-189217	7717	318573	38	151003
170	Paper & paper products	530	60648031	60170700	60333783	24516	1618	-189217	7717	318573	38	151003
1701	Pulp, paper & paperboard	195	29226285	28978697	29183567	8031	1618	-214519	1807	196644		49137
17013	Paper & paperboard	192	29020412	28777891	28982761	8031	1618	-214519	1807	191577		49137
17019	Others n.e.c.	3	205873	200806	200806					5067		
1702	Corrugated paper/ paperboard & containers	316	29727898	29505574	29464971	15301		25302	5909	114798	38	101579
17021	Corrugated paper/ paperboard containers	309	29222354	29024672	28987145	14761		22765	1983	100158	36	95505
17022	Sacks, bags & similar articles of paper	7	505544	480902	477826	540		2537	3926	14640	2	6073
1709	Other articles of paper & paperboard	19	1693848	1686430	1685246	1184				7132		287
17091	Personal hygiene paper product	8	705487	705279	705279							208
17099	Others n.e.c.	11	988362	981151	979967	1184				7132		79
18	PRINTING/REPRODUCTION OF RECORDED ME	270	17771012	17500368	17132166	11461	652	356089	2186	205014	4801	58643
181	Printing	270	17771012	17500368	17132166	11461	652	356089	2186	205014	4801	58643
1811	Printing	267	17579794	17309150	16940948	11461	652	356089	2186	205014	4801	58643

TABLE - 7.0 **VALUE OF PRODUCTION** **PUNJAB**

2015-16

Value in '000' Rs

Industry Code	Industry Major Groups & Industries	No. of establishments	Total production at basic prices (Col 5 + 10 +11+12+13)	Main Production Activities					Trade margin	Receipts from other activities	Subsidy	Production Taxes
				Total	Value of sales from finished/semi-finished products from own production	Value of fixed assets produced for own use	Value of sale of electricity generated	Changes in work in progress				
1	2	3	4	5	6	7	8	9	10	11	12	13
18111	Printing of newspapers/ magazines	2	1622762	1560835	1560183		652			61927		
18112	Printing of books, brochures, maps etc	126	6828010	6783478	6438266	425		344788	1701	28234	4497	10099
18114	Printing of diaries & calendars etc	8	94456	92001	92001					2455		
18115	Printing on textile, glass, metal, wood	126	8969430	8807812	8785518	11037		11258	485	112298	303	48532
18119	Other printing n.e.c.	5	65136	65024	64981			43		100		12
1812	Service related to printing	3	191218	191218	191218							
18121 &	Binding of printed sheets											
18124	Preparation of plates & dies	3	191218	191218	191218							
19	COKE AND REFINED PETROLEUM PRODUCTS	34	88108111	78838742	78823402	13440		1900		1738113		7531257
192	Refined petroleum products	34	88108111	78838742	78823402	13440		1900		1738113		7531257
1920	Refined petroleum products	34	88108111	78838742	78823402	13440		1900		1738113		7531257
19201	Production of motor fuel/ kerosene etc.	3	76282233	67014106	67014106					1736950		7531177
19203	Oil-based lubricating oils or greases	24	11597158	11595916	11582476	13440				1163		80
19205 &	White spirit, vaseline, paraffin wax											
19207	Blending of bio fuels	7	228720	228720	226820			1900				
20	CHEMICALS AND CHEMICAL PRODUCTS	594	410653025	389383012	388667917	118167	2232	594696	1144189	5651417	14183746	290662
201	Basic chemicals, fertilizers etc.	237	273517683	253046903	252687292	61460	1027	297125	1112722	5103959	14175705	78394
2011	Basic chemicals	107	91680773	90806881	90597427	37584	816	171055	124987	746463		2442
20111	Inorganic industrial/ medical gases	12	1705488	1704657	1704279			378		831		
20112	Dyes & pigments in basic form	28	11148892	11030035	11020970		736	8329		118830		27
20113	Manufacture of inorganic acids & bases	26	25849358	25553918	25466070	37584		50264	12553	281781		1106
20114	Chemical elements & other inorganic compou	2	15288	15280	15200		80					8
20115	Basic organic chemicals	28	52303747	51844991	51732907			112084	112434	345021		1302
20119	Others n.e.c.	11	658000	658000	658000							
2012	Fertilizers & nitrogen compounds	16	157939803	138496669	138488531	60	210	7868	987735	4281491	14172205	1703
20121 &	Fertilizers											
20122	Nitrogen products	16	157939803	138496669	138488531	60	210	7868	987735	4281491	14172205	1703
2013	Plastics & synthetic rubber	114	23897108	23743353	23601334	23815	1	118202		76006	3500	74249
20131	Plastics in primary forms	114	23897108	23743353	23601334	23815	1	118202		76006	3500	74249
202	Other chemical products	350	135485641	134692312	134340456	53267	1206	297383	31467	541607	8041	212214
2021	Pesticides/ agrochemical products etc	50	19831061	19766695	19723483			43212		43573		20793
20211	Insecticides/ fungicides/ herbicides	50	19831061	19766695	19723483			43212		43573		20793
2022	Paints, varnishes & printing ink etc.	96	36439626	36119531	36112889		339	6302	2392	313095	857	3751
20221	Paints & varnishes etc	88	34510281	34193355	34186713		339	6302	2392	309926	857	3751
20225	Caulking compounds etc	2	147959	147959	147959							
20227	Printing ink	6	1781386	1778217	1778217					3169		
2023	Soap, perfumes & toilet preparations	130	64133517	63979602	63712953	43485	278	222886	21005	109241	7184	16484
20232	Soap	87	13059235	12992412	12899521	43485	278	49128	21005	23084	7184	15549
20234	Detergent, dish-washing preparation etc	7	2591145	2585356	2481879			103477		5503		287
20235	Cleaning & polishing products	10	440476	437686	437686					2791		
20236 &	Perfumes & toilet preparations											
20239	Others n.e.c.	26	48042660	47964149	47893868			70281		77863		648
2029	Other chemical products n.e.c.	74	15081438	14826484	14791131	9782	588	24983	8070	75698		171185
20291	Propellant powders/ explosives	28	1924174	1852765	1844910	9782	588	-2515	12	70423		974
20292	Gelatine/ glues & prepared adhesives	23	9392124	9330473	9327719			2753	47	415		61189
20293 &	Aromatic/odoriferous/distilled waters product											
20298	Matches	10	535504	531027	531027				4067	392		18
20299	Others n.e.c.	13	3229636	3112219	3087474			24744	3944	4469		109004
203	Man-made fibres	7	1649701	1643797	1640169	3440		188		5850		54
2030	Man-made fibres	7	1649701	1643797	1640169	3440		188		5850		54
20301	Synthetic or artificial filament tow	3	1340108	1334204	1331804	3440		-1040		5850		54
20303	Synthetic or artificial filament yarn	4	309593	309593	308365			1228				
21	BASIC PHARMACEUTICAL PRODUCTS	252	95955897	95301652	95026210	111014	1494	162935	20218	461069	69281	103677
210	Pharmaceuticals	252	95955897	95301652	95026210	111014	1494	162935	20218	461069	69281	103677
2100	Pharmaceuticals	252	95955897	95301652	95026210	111014	1494	162935	20218	461069	69281	103677
21001	Medicinal active substances	200	76076532	75558590	75317218	97029	1494	142850	20204	344066	69281	84391
21003	Medicaments/ homeopathic preparations	40	19123681	18995303	18960834	13903		20566		109472		18906
21009	Other such activities n.e.c.	12	755684	747759	748158	83		-482	14	7531		380
22	RUBBER AND PLASTICS PRODUCTS	868	91140977	90591152	90342058	329783	11353	-92042	32194	292647	62011	162973
221	Rubber products	105	18405684	18388093	18444664	177		-56748	2849	6090		8652
2211	Rubber tyres & tubes	16	13947666	13947412	13944137	177		3098		97		157
22111	Rubber tyres	14	13909347	13909143	13905868	177		3098		97		107
22112	Inner tubes for tyres	2	38319	38269	38269							50
2219	Other rubber products	89	4458018	4440681	4500527			-59845	2849	5993		8496
22191	Other products of rubber	89	4458018	4440681	4500527			-59845	2849	5993		8496
222	Plastics products	763	72735293	72203058	71897394	329606	11353	-35295	29346	286557	62011	154321
2220	Plastics products	763	72735293	72203058	71897394	329606	11353	-35295	29346	286557	62011	154321
22201	Plastic products for packing of goods	370	61852849	61524875	61233442	309997	591	-19156	13008	190017	143	124807
22202	Builders' plastics ware	47	2368327	2354664	2354557			107		13467		196
22203	Plastic tableware, kitchenware etc	183	3155983	3098707	3095862	5394	5627	-8176	10418	30645	73	16139
22209	Other diverse plastic products	163	5358135	5224813	5213532	14216	5135	-8070	5919	52428	61795	13179

TABLE - 7.0 **VALUE OF PRODUCTION** **PUNJAB**

2015-16

Value in '000' Rs

Industry Code	Industry Major Groups & Industries	No. of establishments	Total production at basic prices (Col 5 + 10 +11+12+13)	Main Production Activities					Trade margin	Receipts from other activities	Subsidy	Production Taxes
				Total	Value of sales from finished/semi-finished products from own production	Value of fixed assets produced for own use	Value of sale of electricity generated	Changes in work in progress				
1	2	3	4	5	6	7	8	9	10	11	12	13
23	OTHER NON-METALLIC MINERAL PRODUCTS	10055	415291034	406091481	407942125	817775	64419	-2732838	560917	7640463	362592	635581
231	Glass & glass products	56	25385405	25250142	25260476	40		-10375	1340	114182		19741
2310	Glass & glass products	56	25385405	25250142	25260476	40		-10375	1340	114182		19741
23101	Flat glass/ glass paving blocks	20	22792674	22680579	22690879			-10300		101445		10650
23102	Glass mirror/ bottle/ drinking glass	10	1202843	1190147	1190107	40				12630		66
23103	Pharmaceutical glassware etc.	4	199584	199584	199584							
23109	Others glass products n.e.c.	22	1190304	1179831	1179906			-75	1340	107		9025
239	Non-metallic mineral products n.e.c.	9999	389905629	380841339	382681649	817735	64419	-2722464	559577	7526281	362592	615839
2391	Refractory products	4	75174	73582	73582					1500		92
23912	Manufacture of refractory ceramic goods	4	75174	73582	73582					1500		92
2392	Clay building materials	9193	228201238	223969579	223336723	774318	62528	-203990	513634	2845617	351800	520608
23922	Non-refractory clay building materials	9156	227336687	223117413	222496387	766046	62528	-207547	513634	2833424	351800	520416
23923	Ceramic sanitary fixtures	37	864551	852166	840337	8272		3557		12193		192
2393	Other porcelain & ceramic products	165	9370840	9198795	9220045			-21250		164223		7822
23931	Ceramic tableware & domestic articles	158	8267809	8107413	8119116			-11703		152639		7757
23932	Electrical fittings of ceramics etc.	2	1034033	1022702	1032249			-9547		11331		
23939	Other porcelain & ceramic products	5	68998	68680	68680					253		66
2394	Cement, lime & plaster	22	137959806	133865061	136372045			-2506984		4094745		
23941	Clinkers & hydraulic cement	9	137799319	133704574	136211519			-2506945		4094745		
23943	Plasters of calcined gypsum/ sulphate	13	160487	160487	160526			-39				
2395	Articles of concrete, cement & plaster	321	9029477	8725462	8699548	25431	210	272	8905	259608		35502
23951	Precast concrete, cement or stone	241	8122477	7867099	7840884	25431	60	724	8905	211603		34869
23959	Other articles of concrete or cement	80	907001	858363	858664		151	-452		48005		633
2396	Cutting, shaping & finishing of stone	280	4693648	4443766	4414611	17986	1680	9488	36998	159722	10792	42369
23961	Cutting, shaping & finishing of stone	280	4693648	4443766	4414611	17986	1680	9488	36998	159722	10792	42369
2399	Other non-metallic mineral products	14	575445	565094	565094				40	865		9446
23991	Millstones/abrasive products and polishing	6	67100	67100	67100							
23993	Mineral insulating materials	2	10819	10804	10804							15
23995 &	Articles of asphalt etc											
23999	Manufacture of other such products n.e.c.	6	497526	487190	487190				40	865		9431
24	BASIC METALS	714	171424386	170023519	169612477	3247	2515	405281	26551	1027625	34124	312567
241	Basic iron & steel	454	158818063	157616233	157219026	3247	988	392973	17442	929291		255098
2410	Basic iron & steel	454	158818063	157616233	157219026	3247	988	392973	17442	929291		255098
24102 &	Pig iron/spiegeleisen/ferro-alloys & ferrous pr											
24104	Remelting of scrap ingot of iron/ steel	64	19369042	19289685	19248483			41201		54105		25252
24106	Hot/cold-rolled products of steel	303	117937015	117054162	116594891	3247	988	455036	14121	650400		218332
24108	Welded tubes & pipes of steel	73	20748466	20514083	20617347			-103264	3321	219985		11077
24109	Others n.e.c.	14	763540	758304	758304					4800		436
242	Basic precious & non-ferrous metals	92	7826367	7695489	7693533		1398	557	370	67223	34124	29161
2420	Basic precious & non-ferrous metals	92	7826367	7695489	7693533		1398	557	370	67223	34124	29161
24202	Aluminium & alloys	48	5046821	4985844	4985914			-70		1514	34124	25338
24203	Lead, zinc, tin & alloys from ores	4	24656	24281	24158			123	370			5
24205 &	Copper alloys											
24206	Chrome, manganese, nickel & alloys etc	40	2754890	2685363	2683461		1398	504		65709		3818
243	Casting of metals	168	4779955	4711797	4699917		129	11751	8739	31111		28308
2431	Casting of iron & steel	158	4672666	4604560	4592680		129	11751	8739	31111		28256
24311	Casting of iron	124	3598151	3540616	3538510		129	1977	4921	25646		26968
24312	Casting of steel	34	1074515	1063944	1054170			9774	3818	5464		1288
2432	Casting of non-ferrous metals	10	107289	107237	107237							52
24324	Casting of precious metal castings	10	107289	107237	107237							52
25	FABRICATED METAL PRODUCTS	1642	73435232	72554320	72324213	81285	25409	123413	60104	614372	56079	150357
251	Structural metal products etc	396	26339546	26095024	26164233	7161	2450	-78820	21302	145694	6501	71024
2511	Structural metal products	354	23968140	23744371	23822778	7161	2450	-88018	17649	131607	6501	68012
25111	Metal framework/ skeleton etc	26	11376059	11367356	11452704			-85348		5108		3594
25112	Metal door, window, shutter, gates etc	279	6994478	6838217	6834014	4397	2450	-2643	14602	107015	1502	33141
25119	Others n.e.c.	49	5597604	5538797	5536061	2764		-27	3046	19484	4999	31277
2512	Tanks, reservoirs & containers of metal	35	1646810	1638821	1638821				3654	4019		316
25121	Reservoirs, tanks & containers of metal	6	318002	317986	317986							15
25122	Metal containers for gas	27	1313813	1305839	1305839				3654	4019		301
25123	Central heating boilers & radiators	2	14996	14996	14996							
2513	Steam generators	7	724596	711832	702634			9198		10068		2695
25131 &	Steam/ vapour generator, condenser etc											
25132	Parts for marine or power boilers/ nuclear rea	7	724596	711832	702634			9198		10068		2695
252	Weapons & ammunition	3	2570944	2520265	2508332			11933		50679		
2520	Weapons & ammunition	3	2570944	2520265	2508332			11933		50679		
25201 &	Heavy weapons											
25202	Small arms	3	2570944	2520265	2508332			11933		50679		
259	Other fabricated metal products	1243	44524742	43939031	43651648	74124	22959	190300	38801	417999	49578	79333
2592	Treatment & coating of metals	5	37232	37209	37205			4				23
25921 &	Plating, anodizing, s&blasting etc.											
25922	Colouring/engraving, non-metallic coating met	5	37232	37209	37205			4				23
2593	Cutlery, h& tools & general hardware	439	18347551	18121674	18154325	13708	2617	-48976	5676	208939	1706	9556
25931	Cutlery	245	3407064	3246456	3288566	8825	2115	-53049	989	150014	1619	7985

TABLE - 7.0 **VALUE OF PRODUCTION** **PUNJAB**

2015-16

Value in '000' Rs

Industry Code	Industry Major Groups & Industries	No. of establishments	Total production at basic prices (Col 5 + 10 +11+12+13)	Main Production Activities					Trade margin	Receipts from other activities	Subsidy	Production Taxes
				Total	Value of sales from finished/semi-finished products from own production	Value of fixed assets produced for own use	Value of sale of electricity generated	Changes in work in progress				
1	2	3	4	5	6	7	8	9	10	11	12	13
25932	Knives, h& tools, saw blades etc	123	13769400	13725803	13714733	4266	502	6303	1116	42066	40	375
25933	Padlocks, locks, keys, hinges etc	57	949773	930758	932370	617		-2229	1681	16103	46	1185
25934	Other tools of such nature n.e.c.	14	221314	218656	218656				1890	756		12
2599	Other fabricated metal products n.e.c.	799	26139959	25780149	25460118	60416	20342	239272	33125	209060	47872	69754
25991	Cans, drums, buckets, boxes, tins etc	76	3080686	3032730	3027971	2410	2013	336	168	25178		22610
25992	Uninsulated or insulated metal cable	4	143144	142976	143520			-544		167		
25993	Nails, bolts, screws, nuts, chains etc.	118	3048358	3021646	3017391	2922	1271	62	559	17422		8731
25994	Metal household articles	304	9557233	9486373	9291362	1292	11717	182002	16411	18201	29563	6685
25995	Metal goods for office use	48	1598292	1582748	1563508			19240	3959	10050		1535
25996	Safes, strongboxes, armoured doors etc.	85	1226708	1167830	1167263	1769		-1201	2956	36987	18309	626
25997	Various metal articles	100	4968108	4839181	4836564	4750	56	-2188	3315	97192		28420
25999	Others n.e.c.	64	2517431	2506664	2412540	47273	5286	41565	5757	3863		1147
26	COMPUTER, ELECTRONIC AND OPTICAL PRODI	27	7204211	6730587	6643355		239	86993		443437		30187
261	Electronic components & boards	7	1146687	1124796	1112083			12714		658		21233
2610	Electronic components & boards	7	1146687	1124796	1112083			12714		658		21233
26101	Capacitors, resistors, microprocessors	7	1146687	1124796	1112083			12714		658		21233
263	Communication equipment	4	15720	15672	15672							49
2630	Communication equipment	4	15720	15672	15672							49
26303	Cable television equipment, antenna etc	4	15720	15672	15672							49
264	Consumer electronics	5	4757536	4370157	4278933			91224		387380		
2640	Consumer electronics	5	4757536	4370157	4278933			91224		387380		
26402	Televisions, monitors & displays	2	3985451	3984114	3892890			91224		1337		
26409	Others n.e.c.	3	772085	386043	386043					386043		
265	Measuring equipment; watches/ clocks	11	1284267	1219962	1236668		239	-16945		55400		8905
2651	Measuring, navigating/ control equipment	7	1205327	1149927	1166633		239	-16945		55400		
26514	Measuring & control equipment	2	107400	105000	105000					2400		
26519	Manufacture of others n.e.c.	5	1097927	1044927	1061633		239	-16945		53000		
2652	Watches & clocks	4	78940	70035	70035							8905
26521	Watches & clocks	4	78940	70035	70035							8905
27	ELECTRICAL EQUIPMENT	634	90973097	89513936	89176794	20891	8218	308033	20443	1342577	18922	77218
271	Electric motor, generator, transformer	115	45576992	44501127	44259452	4545		237130	7924	1052416		15526
2710	Electric motors, generators, transformers etc.	115	45576992	44501127	44259452	4545		237130	7924	1052416		15526
27101	Electric transformers	19	34367242	33365758	33441329			-75571		995375		6109
27102	Electric motors/ power generators etc	15	1454146	1441686	1442588			-902	1300	10507		653
27103 &	Electric power distribution panel etc.											
27104	Switchboard apparatus, fuses, switches	52	9153455	9112478	8871449	4545		236485	6624	25666		8687
27109	Others n.e.c.	29	602149	581204	504085			77119		20868		76
272	Batteries & accumulators	11	3248178	3225701	3241083			-15382		4489	21	17967
2720	Batteries & accumulators	11	3248178	3225701	3241083			-15382		4489	21	17967
27203	Lead acid/ lithium/ dry/ wet batteries	11	3248178	3225701	3241083			-15382		4489	21	17967
273	Wiring & wiring devices	80	23569977	23529239	23411515	2704	7546	107474	427	37568	797	1946
2731 &	Fibre optic cables											
2732	Other electric wires & cables	80	23569977	23529239	23411515	2704	7546	107474	427	37568	797	1946
27310 &	Fibre optic cable for data transmission etc.											
27320	Insulated wire & cable	80	23569977	23529239	23411515	2704	7546	107474	427	37568	797	1946
274	Electric lighting equipment	35	1517942	1516937	1517488			-552		10		995
2740	Electric lighting equipment	35	1517942	1516937	1517488			-552		10		995
27401	Lamps, bulbs, ch&eliers,lanterns etc.	6	1363171	1363156	1363156					10		5
27409	Others n.e.c.	29	154771	153781	154332			-552				990
275	Domestic appliances	375	16758458	16440714	16451973	8896	435	-20591	12092	247620	18104	39927
2750	Domestic appliances	375	16758458	16440714	16451973	8896	435	-20591	12092	247620	18104	39927
27501	Domestic electric appliances	326	15662284	15349450	15360711	8896	435	-20592	12092	244435	18104	38202
27502	Domestic electrothermic appliances	6	281200	281200	281200							
27503	Domestic non-electric cooking equipment	43	814974	810064	810062			1		3185		1726
279	Other electrical equipment	18	301551	300219	295283	4747	237	-47		475		857
2790	Other electrical equipment	18	301551	300219	295283	4747	237	-47		475		857
27901	Battery chargers & electrical bells etc	4	167500	167500	167500							
27909	Others n.e.c.	14	134051	132719	127783	4747	237	-47		475		857
28	MACHINERY AND EQUIPMENT N.E.C.	770	76995931	76109596	76111102	25913	6058	-33477	203425	548236	457	134217
281	General-purpose machinery	303	28366994	28140938	28113478	2030	820	24611	17303	187906	1	20845
2811	Engines & turbines	5	55286	52495	52248	248				2543		248
28112	Turbines & parts etc	5	55286	52495	52248	248				2543		248
2813	Other pumps, compressors, taps & valves	147	10639729	10536543	10402453	6		134084	10268	91233		1685
28131	Air or vacuum pumps/ compressors	2	2212596	2208466	2285774			-77308		4130		
28132	Pumps for liquids	97	7702969	7606557	7385615	6		220936	10268	84656		1488
28133	Pumps for engines/ motor vehicle pumps	10	211040	209594	219493			-9899		1383		63
28134	Industrial taps/ valves & h& pump etc	38	513124	511926	511570			355		1065		133
2814 &	Bearings, gears, gearing etc											
2815	Ovens, furnaces & furnace burners	7	97929	97096	99276			-2180		763		70
28143 &	Gears, pulleys & transmission chain etc											
28151	Electrical & other furnaces, ovens,burners etc.	7	97929	97096	99276			-2180		763		70
2816	Lifting & h&ling equipment	39	1384034	1354473	1352830	210	820	613	965	27872	1	723
28161	Lifting, h&ling, loading machinery	39	1384034	1354473	1352830	210	820	613	965	27872	1	723
2819	Other general-purpose machinery	105	16190015	16100331	16206671	1567		-107907	6070	65495		18119

TABLE - 7.0 **VALUE OF PRODUCTION** **PUNJAB**

2015-16

Value in '000' Rs

Industry Code	Industry Major Groups & Industries	No. of establishments	Total production at basic prices (Col 5 + 10 +11+12+13)	Main Production Activities					Trade margin	Receipts from other activities	Subsidy	Production Taxes
				Total	Value of sales from finished/semi-finished products from own production	Value of fixed assets produced for own use	Value of sale of electricity generated	Changes in work in progress				
1	2	3	4	5	6	7	8	9	10	11	12	13
28191	Industrial freezing equipment etc.	20	6269021	6249942	6254402	1567		-6027		1849		17230
28192	Weighing, packing & wrapping machinery	18	222479	211488	213828			-2340	6070	4657		264
28193	Filtering or purifying machinery	15	305473	303940	303730			210		1461		73
28198	Parts for general-purpose machinery	11	190787	179330	179330					11382		75
28199	Others n.e.c.	41	9202255	9155631	9255381			-99750		46146		478
282	Special-purpose machinery	467	48628937	47968658	47997624	23883	5238	-58088	186122	360329	456	113372
2821	Agricultural & forestry machinery	339	42499478	42098383	42132499	23634	5038	-62788	181092	176148	43	43813
28211	Tractors	11	31277455	31046900	31138219	3688		-95007	168524	62031		
28213	Agricultural trailers or semi-trailers	28	531187	503183	502686	498	139	-141		10372		17633
28214	Soil preparation, planting machinery	47	849589	835570	818479	18910	891	-2710	669	13094	17	240
28215	Harvesting or threshing machinery	55	817302	796194	796594			-400		19673		1435
28216 &	Milking machines											
28217	Spraying machinery	2	13225	13200	13200				25			
28219	Diverse agricultural machinery	196	9010719	8903336	8863320	539	4008	35469	11874	70977	27	24505
2822	Metal-forming machinery & machine tools	30	442126	431114	430568			546		10616		396
28222	Tools for grinding, drilling, boring	15	312610	307027	307364			-337		5478		104
28223	Stamping or pressing machine tools	8	70914	67554	66671			883		3093		267
28224	Hydraulic presse/ forging machine etc.	5	24613	24589	24589							25
28227	Parts/ accessories for machine tools	2	33989	31944	31944					2044		
2824	Mining/ quarrying/ construction machinery	12	516110	501229	501279			-51	5000	7025	300	2557
28242	Boring, cutting & tunnelling machinery	2	21043	14249	14300			-51		6794		
28243	Machinery for treating minerals	8	325711	322979	322979					187		2546
28245 &	Manufacture of earth-moving machinery											
28246	Pile drivers/ mortar spreaders etc.	2	169356	164000	164000				5000	45	300	11
2825	Food, beverage & tobacco machinery	28	3158071	3017683	3011381			6302		115343	113	24932
28253	Grain milling machinery	10	463404	461599	461599					897	113	795
28256	Machinery for extractionof animal/vegetable f	2	19810	17500	17500					2100		210
28259	Food processing machinery	16	2674857	2538584	2532282			6302		112346		23927
2826	Textile, apparel & leather machinery	55	1947401	1854549	1856397	249		-2097		51178		41674
28261	Textile machinery	27	1657136	1567958	1569539			-1580		47820		41358
28262	Equipment for textile machinery	4	31097	30252	30463			-211		760		84
28266	Sewing machines	24	259169	256338	256395	249		-305		2598		232
2829	Other special-purpose machinery	3	65750	65700	65500		200		30	20		
28291 &	Machinery for paper pulp,paperboard product											
28292 &	Rubber & plastic products machinery											
28299	Others n.e.c.	3	65750	65700	65500		200		30	20		
29	MOTOR VEHICLES, TRAILERS AND SEMI	541	77893710	76760230	76978422	29509	4505	-252205	576184	459512	39677	58107
291	Motor vehicles	10	43158128	42557125	42741957			-184832	537308	61285	2286	124
2910	Motor vehicles	10	43158128	42557125	42741957			-184832	537308	61285	2286	124
29101 &	Passenger cars, commercial busses etc.											
29102	Motor vehicle engines, chassis etc.	7	42288977	41687974	41871540			-183566	537308	61285	2286	124
29103	Other motor vehicles	3	869151	869151	870417			-1266				
292	Motor vehicle bodies, trailers etc	114	1588042	1490556	1490250	483	86	-263		58716	23812	14958
2920	Motor bodies, trailers & semi-trailers	114	1588042	1490556	1490250	483	86	-263		58716	23812	14958
29201	Bodies for motor vehicles	13	140255	100867	100867					39251		137
29202	Trailers & semi-trailers	101	1447787	1389690	1389384	483	86	-263		19464	23812	14821
293	Parts & accessories for motor vehicles	417	33147540	32712549	32746215	29025	4419	-67110	38876	339511	13579	43025
2930	Parts & accessories for motor vehicles	417	33147540	32712549	32746215	29025	4419	-67110	38876	339511	13579	43025
29301	Parts & accessories for motor vehicles	417	33147540	32712549	32746215	29025	4419	-67110	38876	339511	13579	43025
30	OTHER TRANSPORT EQUIPMENT	157	78831977	78579426	78080684			498741	939	34566	75	216971
309	Transport equipment n.e.c.	157	78831977	78579426	78080684			498741	939	34566	75	216971
3091	Motorcycles	146	77903253	77650876	77152137			498739	939	34459	75	216903
30911	Motorcycles, engines for motorcycles	21	71430945	71204408	70687735			516673		17087		209450
30912	Parts & accessories for motorcycles.	125	6472308	6446468	6464402			-17934	939	17373	75	7453
3092	Bicycles & invalid carriages	11	928723	928549	928547			2		107		67
30921 &	Non-motorized bicycles & parts etc.											
30922	Invalid/baby carriages, their parts/accessories,	11	928723	928549	928547			2		107		67
31	FURNITURE	1061	39494309	38762493	38415452	192058	15961	139022	21639	583679	27194	99304
310	Furniture	1061	39494309	38762493	38415452	192058	15961	139022	21639	583679	27194	99304
3100	Furniture	1061	39494309	38762493	38415452	192058	15961	139022	21639	583679	27194	99304
31001	Furniture & fixtures.	469	30000020	29499649	29267346	81712	11850	138741	9023	388694	21154	81500
31003	manufacture of office furniture	8	224180	223962	224012			-50		190		28
31004	Furniture for kitchen bedrooms etc.	582	9125109	8893882	8778594	110346	4111	831	12616	194795	6040	17776
31005	Laboratory benches/ laboratory furniture	2	145000	145000	145500			-500				
32	OTHER MANUFACTURING	1367	87362108	86931106	86636233	9080	28290	257502	27477	278421	76944	48161
321	Jewellery, bijouterie etc	28	2108695	2106453	2107927			-1474	1053	1011		178
3211	Jewellery & related articles	26	2100659	2098418	2099892			-1474	1053	1011		178
32113 &	Jewellery, goldsmiths' articles.											
32114	Metal watchs, watch straps & cigarette cases	26	2100659	2098418	2099892			-1474	1053	1011		178
3212	Imitation jewellery & related articles	2	8036	8036	8036							
32121	Costume or imitation jewellery.	2	8036	8036	8036							
322	Musical instruments	10	115120	114808	114454			355		247	26	39

TABLE - 7.0 **VALUE OF PRODUCTION** **PUNJAB**

2015-16

Value in '000' Rs

Industry Code	Industry Major Groups & Industries	No. of establishments	Total production at basic prices (Col 5 + 10 +11+12+13)	Main Production Activities					Trade margin	Receipts from other activities	Subsidy	Production Taxes
				Total	Value of sales from finished/semi-finished products from own production	Value of fixed assets produced for own use	Value of sale of electricity generated	Changes in work in progress				
1	2	3	4	5	6	7	8	9	10	11	12	13
3220	Musical instruments	10	115120	114808	114454			355		247	26	39
32201 &	Stringed instruments, harmoniums etc.											
32202	Musical instruments & parts.	10	115120	114808	114454			355		247	26	39
323	Sports goods	382	42431972	42210512	42276797	1870	4326	-72482	14806	163773	29080	13801
3230	Sports goods	382	42431972	42210512	42276797	1870	4326	-72482	14806	163773	29080	13801
32301	Foot balls.	120	18994751	18861807	18900903	846	375	-40317	254	103712	25337	3641
32302	Rackets, bats.	31	1235557	1228484	1226951		101	1433	503	6435	10	124
32309	Other sports articles/ equipment etc.	231	22201663	22120220	22148944	1024	3850	-33598	14049	53625	3734	10035
324	Games & toys	12	342755	342701	342701					54		
3240	Games & toys	12	342755	342701	342701					54		
32401	Dolls, toy animals etc.	12	342755	342701	342701					54		
325	Medical & dental instruments & supplies	895	37705950	37559179	37196531	7210	23964	331473	11408	101175	4984	29202
3250	Medical & dental instruments & supplies	895	37705950	37559179	37196531	7210	23964	331473	11408	101175	4984	29202
32501	Surgical drapes/ sterile string etc	22	11316667	11316667	11316667							
32505	Surgical, dental/ veterinary furniture.	6	75112	73602	73602				341	1158		11
32506	Dental instruments/ orthopaedic devices	46	1099375	1097729	1094459	2033	2912	-1675	274	626	109	637
32509	Others n.e.c.	821	25214796	25071182	24711804	5177	21052	333148	10793	99391	4876	28554
329	Other manufacturing n.e.c.	40	4657618	4597452	4597823			-370	209	12161	42853	4941
3290	Other manufacturing n.e.c.	40	4657618	4597452	4597823			-370	209	12161	42853	4941
32902	Brooms & brushes.	22	1151012	1134368	1134738			-370	209	11875		4559
32903	Pens, pencils & stamps etc.	6	3021161	2977674	2977674					286	42853	347
32909	Others n.e.c.	12	485446	485411	485411							35

TABLE - 8.0 **TRADE MARGIN** **PUNJAB**

2015-16

Value in '000' Rs

Industry Code	Industry Major Groups & Industries	No. of establishments	Trade margin at producer prices (Col 5 - 6 + 7)	Value of sale of goods purchased for resale at producer prices	Cost of goods purchased for resale	Changes in stocks of goods expressly purchased for resale
1	2	3	4	5	6	7
C	**ALL INDUSTIRES**	**32256**	**6320255**	**25471355**	**16777431**	**-2373669**
10	FOOD PRODUCTS	3385	2061122	4637555	2601756	25322
101	Processing & preserving of meat	14				
1010	Processing & preserving of meat	14				
10102	Fresh, chilled or frozen meat	5				
10104 &	Meat products					
10107	Processing of animal offal	9				
103	Processing of fruit/ vegetables	15	177	177		
1030	Processing/ preserving of fruit/ vegetables	15	177	177		
10302	Preserving of fruit, nuts or vegetables	6	177	177		
10304	Fruit or vegetable juices.	3				
10305	Jams, jellies & marmalades	6				
104	Vegetable & animal oils/ fats	504	60035	90192	35454	5298
1040	Vegetable & animal oils & fats	504	60035	90192	35454	5298
10401	Crude / refined vegetable oils	317	34771	49918	20249	5101
10405	Cotton linters.	74	14339	29349	15134	125
10406	Oilcakes & others	113	10925	10925	72	72
105	Dairy products	82	1732539	3635692	1903188	35
1050	Dairy products	82	1732539	3635692	1903188	35
10501	fresh liquid milk & milk-based drinks	18	1730216	3633287	1903071	
10504	Butter/ cheese etc.	17	2323	2323		
10506	Ice cream & other edible ice.	43		82	117	35
10509	Others n.e.c.	4				
106	Grain mill products, starches etc	1807	230525	729923	515962	16564
1061	Grain mill products	1805	230525	729923	515962	16564
10611	Grain milling.	664	49238	105007	58924	3154
10612	Rice milling.	1075	181287	624393	456516	13410
10613	Vegetable milling	64		522	522	
10614	Cereal breakfast foods	2				
1062	Starches & starch products	2				
10623	Glucose/ glucose syrup etc	2				
107	Other food products	834	28678	38608	12679	2749
1071	Bakery products	647	28148	38566	12679	2261
10711	Bread & rolls	40	234	240	18	12
10712	Pastry, cakes, pies etc.	91	9009	8909	423	524
10713	Rusks, biscuits & bakery products	272	3114	12378	10087	824
10719	Others n.e.c.	244	15791	17040	2150	902
1072	Sugar	43				
10721	Sugar & sugar substitutes	43				
1073	Chocolate & sugar confectionery	48				
10732	Chocolate & sugar confectionery	45				
10733	Chewing gum	3				
1074	Macaroni, noodles, pasta etc.	16	4	4		
10741	Pastas/ macaroni etc	16	4	4		
1079	Other food products n.e.c.	80	525	38		488
10792	Blending of tea & mate	3				
10796	Spices, sauces & condiments	11	488			488
10798	Processing of salt	20				
10799	Others n.e.c.	46	38	38		
108	Prepared animal feeds	129	9167	142964	134473	676
1080	Prepared animal feeds	129	9167	142964	134473	676
10802	Prepared feeds for farm animals	129	9167	142964	134473	676
11	BEVERAGES	73	27396		10953	38349
110	Beverages	73	27396		10953	38349
1104	Soft drinks, mineral waters etc	73	27396		10953	38349
11041	Non-alcoholic beverages	22				
11042	Natural mineral waters/ bottled waters	29				
11043	Soft drinks like lemonade, cola etc.	22	27396		10953	38349
12	TOBACCO PRODUCTS	8				
120	Tobacco products	8				
1200	Tobacco products	8				
12001	Tobacco products & substitutes etc.	6				
12009	Others n.e.c.	2				
13	TEXTILES	5967	1134457	1895540	796551	35467
131	Spinning, weaving, finishing of textile	4510	1125407	1874637	783136	33906
1311	Spinning of textile fibres	579	130334	589585	468714	9463
13112	Spinning of yarn or thread	579	130334	589585	468714	9463
1312	Weaving of textiles	3607	952369	1059218	122888	16039
13121	Broad woven fabrics	3522	952369	1059218	122888	16039
13122	Other broad woven fabrics etc.	2				

TABLE - 8.0 **TRADE MARGIN** **PUNJAB**

2015-16

Value in '000' Rs

Industry Code	Industry Major Groups & Industries	No. of establishments	Trade margin at producer prices (Col 5 - 6 + 7)	Value of sale of goods purchased for resale at producer prices	Cost of goods purchased for resale	Changes in stocks of goods expressly purchased for resale
1	2	3	4	5	6	7
13129	Others n.e.c.	83				
1313	Finishing of textiles	324	42704	225834	191534	8404
13131	Bleaching & dyeing of fabrics	324	42704	225834	191534	8404
139	Other textiles	1457	9050	20903	13415	1562
1392	Made-up textile articles	271	3485	15357	13181	1309
13921	Madeup articles of any textile material	212	2163	15345	13181	
13922	Made-up furnishing articles	47	1309			1309
13929	Others n.e.c.	12	12	12		
1393	Carpets & rugs	67	1311	1456	146	
13930	Floor coverings like carpets, rugs etc.	67	1311	1456	146	
1394	Cordage, rope, twine & netting	18				
13941	Twine, cordage, rope etc.	18				
1399	Other textiles n.e.c.	1101	4254	4090	88	253
13991	Labels/ badges etc.	45				
13992	Tulles/ laces & other net fabrics	1023	4254	4090	88	253
13999	Others n.e.c.	33				
14	WEARING APPAREL	1713	31100	177800	150517	3817
141	Wearing apparel	1582	23150	135809	114705	2046
1410	Wearing apparel	1582	23150	135809	114705	2046
14101	Wearing apparel of leather	157	2590	915	303	1977
14102	Outerwear/ work wear	757	9783	19997	10191	-22
14103	Underwear/ nightwear	161	309	469	160	
14104	Babies' garments/ tracksuits etc.	20	914	1005	91	
14105 &	Other clothing accessories					
14109	Others n.e.c.	487	9554	113423	103960	91
143	Knitted & crocheted apparel	131	7950	41991	35812	1770
1430	Knitted & crocheted apparel	131	7950	41991	35812	1770
14301	Knitted or crocheted wearing apparel	30	7868	25572	19474	1770
14302	Hosiery, socks, tights & pantyhose etc	101	82	16419	16337	
15	LEATHER PRODUCTS	998	324121	786663	464036	1493
151	Tanning of leather & leather products	294	32873	41460	8588	
1511	Tanning & dressing of leather	258	32594	41181	8588	
15111	Tanning/ dressing of hides & skins	253	32594	41181	8588	
15119	Others n.e.c.	5				
1512	Luggage, h&bags, saddlery etc.	36	279	279		
15121	Luggage, h&bags etc.	26	279	279		
15122	Articles of leather etc.	10				
152	Footwear	704	291248	745203	455448	1493
1520	Footwear	704	291248	745203	455448	1493
15201	Footwear	698	291248	745203	455448	1493
15202	Leather parts of footwear etc.	6				
16	WOOD AND WOOD PRODUCTS	596	37876	28150	4053	13779
161	Sawmilling & planning of wood	142	30940	16207	368	15102
1610	Sawmilling & planning of wood	142	30940	16207	368	15102
16101	Sawing & planning of wood	142	30940	16207	368	15102
162	Products of wood, cork, straw etc.	454	6936	11943	3685	-1323
1621	Veneer sheets & wood-based panels	47	1293	1293		
16211	Manufacture of veneer sheets	6				
16212	Plywood/ veneer panel/ laminated sheets	35	1293	1293		
16213	Particle board/ densified wood etc.	6				
1622	Builders' carpentry & joinery	120	1789	856	704	1636
16221	Wooden goods of construction industry	120	1789	856	704	1636
1623	Wooden containers	180	1142	7082	2981	-2959
16231	Packing boxes, crates, drums of wood	180	1142	7082	2981	-2959
1629	Other wood products	107	2712	2712		
16291	Wood products	107	2712	2712		
17	PAPER AND PAPER PRODUCTS	530	7717	9304	5313	3725
170	Paper & paper products	530	7717	9304	5313	3725
1701	Pulp, paper & paperboard	195	1807	6822	4581	-433
17013	Paper & paperboard	192	1807	6822	4581	-433
17019	Others n.e.c.	3				
1702	Corrugated paper/ paperboard & containers	316	5909	2482	731	4158
17021	Corrugated paper/ paperboard containers	309	1983	2482	731	232
17022	Sacks, bags & similar articles of paper	7	3926			3926
1709	Other articles of paper & paperboard	19				
17091	Personal hygiene paper product	8				
17099	Others n.e.c.	11				
18	PRINTING/REPRODUCTION OF RECORDED MEDIA	270	2186	8153	5966	
181	Printing	270	2186	8153	5966	
1811	Printing	267	2186	8153	5966	

TABLE - 8.0 **TRADE MARGIN** **PUNJAB**

2015-16

Value in '000' Rs

Industry Code	Industry Major Groups & Industries	No. of establishments	Trade margin at producer prices (Col 5 - 6 + 7)	Value of sale of goods purchased for resale at producer prices	Cost of goods purchased for resale	Changes in stocks of goods expressly purchased for resale
1	2	3	4	5	6	7
18111	Printing of newspapers/ magazines	2				
18112	Printing of books, brochures, maps etc	126	1701	5097	3396	
18114	Printing of diaries & calendars etc	8				
18115	Printing on textile, glass, metal, wood	126	485	3055	2570	
18119	Other printing n.e.c.	5				
1812	Service related to printing	3				
18121 &	Binding of printed sheets					
18124	Preparation of plates & dies	3				
19	COKE AND REFINED PETROLEUM PRODUCTS	34				
192	Refined petroleum products	34				
1920	Refined petroleum products	34				
19201	Production of motor fuel/ kerosene etc.	3				
19203	Oil-based lubricating oils or greases	24				
19205 &	White spirit, vaseline, paraffin wax					
19207	Blending of bio fuels	7				
20	CHEMICALS AND CHEMICAL PRODUCTS	594	1144189	13818392	10105107	-2569095
201	Basic chemicals, fertilizers etc.	237	1112722	13764146	10075820	-2575604
2011	Basic chemicals	107	124987	537505	524952	112434
20111	Inorganic industrial/ medical gases	12				
20112	Dyes & pigments in basic form	28				
20113	Manufacture of inorganic acids & bases	26	12553	80911	68358	
20114	Chemical elements & other inorganic compounds	2				
20115	Basic organic chemicals	28	112434	456594	456594	112434
20119	Others n.e.c.	11				
2012	Fertilizers & nitrogen compounds	16	987735	13225186	9548403	-2689047
20121 &	Fertilizers					
20122	Nitrogen products	16	987735	13225186	9548403	-2689047
2013	Plastics & synthetic rubber	114		1456	2465	1009
20131	Plastics in primary forms	114		1456	2465	1009
202	Other chemical products	350	31467	54245	29287	6509
2021	Pesticides/ agrochemical products etc	50				
20211	Insecticides/ fungicides/ herbicides	50				
2022	Paints, varnishes & printing ink etc.	96	2392			2392
20221	Paints & varnishes etc	88	2392			2392
20225	Caulking compounds etc	2				
20227	Printing ink	6				
2023	Soap, perfumes & toilet preparations	130	21005	21005		
20232	Soap	87	21005	21005		
20234	Detergent, dish-washing preparation etc	7				
20235	Cleaning & polishing products	10				
20236 &	Perfumes & toilet preparations					
20239	Others n.e.c.	26				
2029	Other chemical products n.e.c.	74	8070	33240	29287	4116
20291	Propellant powders/ explosives	28	12	17681	17669	
20292	Gelatine/ glues & prepared adhesives	23	47	653		-607
20293 &	Aromatic/odoriferous/distilled waters products					
20298	Matches	10	4067	10518	10518	4067
20299	Others n.e.c.	13	3944	4388	1100	656
203	Man-made fibres	7				
2030	Man-made fibres	7				
20301	Synthetic or artificial filament tow	3				
20303	Synthetic or artificial filament yarn	4				
21	BASIC PHARMACEUTICAL PRODUCTS	252	20218	32763	13208	664
210	Pharmaceuticals	252	20218	32763	13208	664
2100	Pharmaceuticals	252	20218	32763	13208	664
21001	Medicinal active substances	200	20204	32666	13126	664
21003	Medicaments/ homeopathic preparations	40				
21009	Other such activities n.e.c.	12	14	96	83	
22	RUBBER AND PLASTICS PRODUCTS	868	32194	53920	25447	3721
221	Rubber products	105	2849	19450	16601	
2211	Rubber tyres & tubes	16				
22111	Rubber tyres	14				
22112	Inner tubes for tyres	2				
2219	Other rubber products	89	2849	19450	16601	
22191	Other products of rubber	89	2849	19450	16601	
222	Plastics products	763	29346	34470	8846	3721
2220	Plastics products	763	29346	34470	8846	3721
22201	Plastic products for packing of goods	370	13008	12220	2933	3721
22202	Builders' plastics ware	47				
22203	Plastic tableware, kitchenware etc	183	10418	11796	1377	
22209	Other diverse plastic products	163	5919	10455	4536	

TABLE - 8.0 **TRADE MARGIN** **PUNJAB**

2015-16

Value in '000' Rs

Industry Code	Industry Major Groups & Industries	No. of establishments	Trade margin at producer prices (Col 5 - 6 + 7)	Value of sale of goods purchased for resale at producer prices	Cost of goods purchased for resale	Changes in stocks of goods expressly purchased for resale
1	2	3	4	5	6	7
23	OTHER NON-METALLIC MINERAL PRODUCTS	10055	560917	891889	374462	43491
231	Glass & glass products	56	1340	1608	268	
2310	Glass & glass products	56	1340	1608	268	
23101	Flat glass/ glass paving blocks	20				
23102	Glass mirror/ bottle/ drinking glass	10				
23103	Pharmaceutical glassware etc.	4				
23109	Others glass products n.e.c.	22	1340	1608	268	
239	Non-metallic mineral products n.e.c.	9999	559577	890281	374195	43491
2391	Refractory products	4		6495		-6495
23912	Manufacture of refractory ceramic goods	4		6495		-6495
2392	Clay building materials	9193	513634	741783	277625	49475
23922	Non-refractory clay building materials	9156	513634	741783	277625	49475
23923	Ceramic sanitary fixtures	37				
2393	Other porcelain & ceramic products	165				
23931	Ceramic tableware & domestic articles	158				
23932	Electrical fittings of ceramics etc.	2				
23939	Other porcelain & ceramic products	5				
2394	Cement, lime & plaster	22		2523	2523	
23941	Clinkers & hydraulic cement	9				
23943	Plasters of calcined gypsum/ sulphate	13		2523	2523	
2395	Articles of concrete, cement & plaster	321	8905	9478	799	227
23951	Precast concrete, cement or stone	241	8905	9478	799	227
23959	Other articles of concrete or cement	80				
2396	Cutting, shaping & finishing of stone	280	36998	37072	359	285
23961	Cutting, shaping & finishing of stone	280	36998	37072	359	285
2399	Other non-metallic mineral products	14	40	92929	92889	
23991	Millstones/abrasive products and polishing	6				
23993	Mineral insulating materials	2				
23995 &	Articles of asphalt etc					
23999	Manufacture of other such products n.e.c.	6	40	92929	92889	
24	BASIC METALS	714	26551	22193	4658	9015
241	Basic iron & steel	454	17442	12809	4012	8645
2410	Basic iron & steel	454	17442	12809	4012	8645
24102 &	Pig iron/spiegeleisen/ferro-alloys & ferrous products					
24104	Remelting of scrap ingot of iron/ steel	64		2	2	
24106	Hot/cold-rolled products of steel	303	14121	9486	4010	8645
24108	Welded tubes & pipes of steel	73	3321	3321		
24109	Others n.e.c.	14				
242	Basic precious & non-ferrous metals	92	370			370
2420	Basic precious & non-ferrous metals	92	370			370
24202	Aluminium & alloys	48				
24203	Lead, zinc, tin & alloys from ores	4	370			370
24205 &	Copper alloys					
24206	Chrome, manganese, nickel & alloys etc	40				
243	Casting of metals	168	8739	9385	645	
2431	Casting of iron & steel	158	8739	9385	645	
24311	Casting of iron	124	4921	5567	645	
24312	Casting of steel	34	3818	3818		
2432	Casting of non-ferrous metals	10				
24324	Casting of precious metal castings	10				
25	FABRICATED METAL PRODUCTS	1642	60104	174361	117714	3457
251	Structural metal products etc	396	21302	41886	20768	185
2511	Structural metal products	354	17649	19654	2190	185
25111	Metal framework/ skeleton etc	26				
25112	Metal door, window, shutter, gates etc	279	14602	16351	1933	185
25119	Others n.e.c.	49	3046	3303	257	
2512	Tanks, reservoirs & containers of metal	35	3654	22232	18578	
25121	Reservoirs, tanks & containers of metal	6				
25122	Metal containers for gas	27	3654	22232	18578	
25123	Central heating boilers & radiators	2				
2513	Steam generators	7				
25131 &	Steam/ vapour generator, condenser etc					
25132	Parts for marine or power boilers/ nuclear reactors et	7				
252	Weapons & ammunition	3				
2520	Weapons & ammunition	3				
25201 &	Heavy weapons					
25202	Small arms	3				
259	Other fabricated metal products	1243	38801	132475	96946	3272
2592	Treatment & coating of metals	5				
25921 &	Plating, anodizing, s&blasting etc.					
25922	Colouring/engraving, non-metallic coating metals	5				
2593	Cutlery, h& tools & general hardware	439	5676	97650	92083	109
25931	Cutlery	245	989	92749	91869	109

TABLE - 8.0 **TRADE MARGIN** **PUNJAB**

2015-16

Value in '000' Rs

Industry Code	Industry Major Groups & Industries	No. of establishments	Trade margin at producer prices (Col 5 - 6 + 7)	Value of sale of goods purchased for resale at producer prices	Cost of goods purchased for resale	Changes in stocks of goods expressly purchased for resale
1	2	3	4	5	6	7
25932	Knives, h& tools, saw blades etc	123	1116	1116		
25933	Padlocks, locks, keys, hinges etc	57	1681	1681		
25934	Other tools of such nature n.e.c.	14	1890	2104	214	
2599	Other fabricated metal products n.e.c.	799	33125	34825	4863	3163
25991	Cans, drums, buckets, boxes, tins etc	76	168	559	391	
25992	Uninsulated or insulated metal cable	4				
25993	Nails, bolts, screws, nuts, chains etc.	118	559	851	292	
25994	Metal household articles	304	16411	18506	2418	323
25995	Metal goods for office use	48	3959	1120	100	2939
25996	Safes, strongboxes, armoured doors etc.	85	2956	3537	481	-99
25997	Various metal articles	100	3315	3878	563	
25999	Others n.e.c.	64	5757	6373	617	
26	COMPUTER, ELECTRONIC AND OPTICAL PRODUCTS	27				
261	Electronic components & boards	7				
2610	Electronic components & boards	7				
26101	Capacitors, resistors, microprocessors	7				
263	Communication equipment	4				
2630	Communication equipment	4				
26303	Cable television equipment, antenna etc	4				
264	Consumer electronics	5				
2640	Consumer electronics	5				
26402	Televisions, monitors & displays	2				
26409	Others n.e.c.	3				
265	Measuring equipment; watches/ clocks	11				
2651	Measuring, navigating/ control equipment	7				
26514	Measuring & control equipment	2				
26519	Manufacture of others n.e.c.	5				
2652	Watches & clocks	4				
26521	Watches & clocks	4				
27	ELECTRICAL EQUIPMENT	634	20443	98733	78455	165
271	Electric motor, generator, transformer	115	7924	12436	4512	
2710	Electric motors, generators, transformers etc.	115	7924	12436	4512	
27101	Electric transformers	19				
27102	Electric motors/ power generators etc	15	1300	5812	4512	
27103 &	Electric power distribution panel etc.					
27104	Switchboard apparatus, fuses, switches	52	6624	6624		
27109	Others n.e.c.	29				
272	Batteries & accumulators	11				
2720	Batteries & accumulators	11				
27203	Lead acid/ lithium/ dry/ wet batteries	11				
273	Wiring & wiring devices	80	427	72442	72015	
2731 &	Fibre optic cables					
2732	Other electric wires & cables	80	427	72442	72015	
27310 &	Fibre optic cable for data transmission etc.					
27320	Insulated wire & cable	80	427	72442	72015	
274	Electric lighting equipment	35				
2740	Electric lighting equipment	35				
27401	Lamps, bulbs, ch&eliers,lanterns etc.	6				
27409	Others n.e.c.	29				
275	Domestic appliances	375	12092	13855	1928	165
2750	Domestic appliances	375	12092	13855	1928	165
27501	Domestic electric appliances	326	12092	13855	1928	165
27502	Domestic electrothermic appliances	6				
27503	Domestic non-electric cooking equipment	43				
279	Other electrical equipment	18				
2790	Other electrical equipment	18				
27901	Battery chargers & electrical bells etc	4				
27909	Others n.e.c.	14				
28	MACHINERY AND EQUIPMENT N.E.C.	770	203425	658410	453936	-1050
281	General-purpose machinery	303	17303	22942	5845	205
2811	Engines & turbines	5				
28112	Turbines & parts etc	5				
2813	Other pumps, compressors, taps & valves	147	10268	11903	1636	
28131	Air or vacuum pumps/ compressors	2				
28132	Pumps for liquids	97	10268	11903	1636	
28133	Pumps for engines/ motor vehicle pumps	10				
28134	Industrial taps/ valves & h& pump etc	38				
2814 &	Bearings, gears, gearing etc					
2815	Ovens, furnaces & furnace burners	7				
28143 &	Gears, pulleys & transmission chain etc					
28151	Electrical & other furnaces, ovens,burners etc.	7				
2816	Lifting & h&ling equipment	39	965	4760	4000	205
28161	Lifting, h&ling, loading machinery	39	965	4760	4000	205
2819	Other general-purpose machinery	105	6070	6279	209	

TABLE - 8.0 **TRADE MARGIN** **PUNJAB**

2015-16

Value in '000' Rs

Industry Code	Industry Major Groups & Industries	No. of establishments	Trade margin at producer prices (Col 5 - 6 + 7)	Value of sale of goods purchased for resale at producer prices	Cost of goods purchased for resale	Changes in stocks of goods expressly purchased for resale
1	2	3	4	5	6	7
28191	Industrial freezing equipment etc.	20				
28192	Weighing, packing & wrapping machinery	18	6070	6279	209	
28193	Filtering or purifying machinery	15				
28198	Parts for general-purpose machinery	11				
28199	Others n.e.c.	41				
282	Special-purpose machinery	467	186122	635468	448091	-1255
2821	Agricultural & forestry machinery	339	181092	629939	447592	-1255
28211	Tractors	11	168524	592960	423149	-1287
28213	Agricultural trailers or semi-trailers	28				
28214	Soil preparation, planting machinery	47	669	669		
28215	Harvesting or threshing machinery	55				
28216 &	Milking machines					
28217	Spraying machinery	2	25	25		
28219	Diverse agricultural machinery	196	11874	36286	24443	32
2822	Metal-forming machinery & machine tools	30				
28222	Tools for grinding, drilling, boring	15				
28223	Stamping or pressing machine tools	8				
28224	Hydraulic presse/ forging machine etc.	5				
28227	Parts/ accessories for machine tools	2				
2824	Mining/ quarrying/ construction machinery	12	5000	5000		
28242	Boring, cutting & tunnelling machinery	2				
28243	Machinery for treating minerals	8				
28245 &	Manufacture of earth-moving machinery					
28246	Pile drivers/ mortar spreaders etc.	2	5000	5000		
2825	Food, beverage & tobacco machinery	28				
28253	Grain milling machinery	10				
28256	Machinery for extractionof animal/vegetable fats/oils	2				
28259	Food processing machinery	16				
2826	Textile, apparel & leather machinery	55		498	498	
28261	Textile machinery	27				
28262	Equipment for textile machinery	4				
28266	Sewing machines	24		498	498	
2829	Other special-purpose machinery	3	30	30		
28291 &	Machinery for paper pulp,paperboard product etc					
28292 &	Rubber & plastic products machinery					
28299	Others n.e.c.	3	30	30		
29	MOTOR VEHICLES, TRAILERS AND SEMI	541	576184	1672443	1097055	796
291	Motor vehicles	10	537308	1630833	1093525	
2910	Motor vehicles	10	537308	1630833	1093525	
29101 &	Passenger cars, commercial busses etc.					
29102	Motor vehicle engines, chassis etc.	7	537308	1630833	1093525	
29103	Other motor vehicles	3				
292	Motor vehicle bodies, trailers etc	114				
2920	Motor bodies, trailers & semi-trailers	114				
29201	Bodies for motor vehicles	13				
29202	Trailers & semi-trailers	101				
293	Parts & accessories for motor vehicles	417	38876	41610	3530	796
2930	Parts & accessories for motor vehicles	417	38876	41610	3530	796
29301	Parts & accessories for motor vehicles	417	38876	41610	3530	796
30	OTHER TRANSPORT EQUIPMENT	157	939	39248	38356	48
309	Transport equipment n.e.c.	157	939	39248	38356	48
3091	Motorcycles	146	939	39248	38356	48
30911	Motorcycles, engines for motorcycles	21				
30912	Parts & accessories for motorcycles.	125	939	39248	38356	48
3092	Bicycles & invalid carriages	11				
30921 &	Non-motorized bicycles & parts etc.					
30922	Invalid/baby carriages, their parts/accessories, etc.	11				
31	FURNITURE	1061	21639	54124	37521	5035
310	Furniture	1061	21639	54124	37521	5035
3100	Furniture	1061	21639	54124	37521	5035
31001	Furniture & fixtures.	469	9023	7687	2983	4318
31003	manufacture of office furniture	8				
31004	Furniture for kitchen bedrooms etc.	582	12616	46437	34538	717
31005	Laboratory benches/ laboratory furniture	2				
32	OTHER MANUFACTURING	1367	27477	411714	392368	8130
321	Jewellery, bijouterie etc	28	1053			1053
3211	Jewellery & related articles	26	1053			1053
32113 &	Jewellery, goldsmiths' articles.					
32114	Metal watchs, watch straps & cigarette cases etc.	26	1053			1053
3212	Imitation jewellery & related articles	2				
32121	Costume or imitation jewellery.	2				
322	Musical instruments	10				

TABLE - 8.0 **TRADE MARGIN** **PUNJAB**

2015-16

Value in '000' Rs

Industry Code	Industry Major Groups & Industries	No. of establishments	Trade margin at producer prices (Col 5 - 6 + 7)	Value of sale of goods purchased for resale at producer prices	Cost of goods purchased for resale	Changes in stocks of goods expressly purchased for resale
1	2	3	4	5	6	7
3220	Musical instruments	10				
32201 &	Stringed instruments, harmoniums etc.					
32202	Musical instruments & parts.	10				
323	Sports goods	382	14806	260326	246023	503
3230	Sports goods	382	14806	260326	246023	503
32301	Foot balls.	120	254	284	30	
32302	Rackets, bats.	31	503			503
32309	Other sports articles/ equipment etc.	231	14049	260042	245993	
324	Games & toys	12				
3240	Games & toys	12				
32401	Dolls, toy animals etc.	12				
325	Medical & dental instruments & supplies	895	11408	15697	10863	6575
3250	Medical & dental instruments & supplies	895	11408	15697	10863	6575
32501	Surgical drapes/ sterile string etc	22				
32505	Surgical, dental/ veterinary furniture.	6	341	341		
32506	Dental instruments/ orthopaedic devices	46	274	10440	10166	
32509	Others n.e.c.	821	10793	4916	697	6575
329	Other manufacturing n.e.c.	40	209	135691	135482	
3290	Other manufacturing n.e.c.	40	209	135691	135482	
32902	Brooms & brushes.	22	209	135691	135482	
32903	Pens, pencils & stamps etc.	6				
32909	Others n.e.c.	12				

TABLE - 9.0 **RECEIPTS FROM OTHER ACTIVITIES** **PUNJAB**

2015-16

Value in '000' Rs

Industry Code	Industry Major Groups & Industries	No. of establishments	Receipts from other non-Industrial Activities		
			Total Non-Industrial Receipts	Receipts from transport services	Receipts from rental, lease of buildings, equipments and warehouses and storage, cold storage, godown etc
1	2	3	4	5	6
C	**ALL INDUSTIRES**	**32256**	**2665458**	**1444610**	**1220848**
10	FOOD PRODUCTS	3385	211258	38857	172401
101	Processing & preserving of meat	14	1241		1241
1010	Processing & preserving of meat	14	1241		1241
10102	Fresh, chilled or frozen meat	5			
10104 &	Meat products				
10107	Processing of animal offal	9	1241		1241
103	Processing of fruit/ vegetables	15			
1030	Processing/ preserving of fruit/ vegetables	15			
10302	Preserving of fruit, nuts or vegetables	6			
10304	Fruit or vegetable juices.	3			
10305	Jams, jellies & marmalades	6			
104	Vegetable & animal oils/ fats	504	17207	4592	12616
1040	Vegetable & animal oils & fats	504	17207	4592	12616
10401	Crude / refined vegetable oils	317	15225	2888	12337
10405	Cotton linters.	74	113	79	34
10406	Oilcakes & others	113	1869	1624	244
105	Dairy products	82	2620	515	2105
1050	Dairy products	82	2620	515	2105
10501	fresh liquid milk & milk-based drinks	18			
10504	Butter/ cheese etc.	17			
10506	Ice cream & other edible ice.	43	2620	515	2105
10509	Others n.e.c.	4			
106	Grain mill products, starches etc	1807	153148	32049	121099
1061	Grain mill products	1805	153148	32049	121099
10611	Grain milling.	664	39465	24288	15178
10612	Rice milling.	1075	113526	7696	105830
10613	Vegetable milling	64	157	65	91
10614	Cereal breakfast foods	2			
1062	Starches & starch products	2			
10623	Glucose/ glucose syrup etc	2			
107	Other food products	834	36849	1701	35147
1071	Bakery products	647	6413	1701	4712
10711	Bread & rolls	40	108	108	
10712	Pastry, cakes, pies etc.	91	1778		1778
10713	Rusks, biscuits & bakery products	272	4157	1416	2741
10719	Others n.e.c.	244	371	178	193
1072	Sugar	43	30436		30436
10721	Sugar & sugar substitutes	43	30436		30436
1073	Chocolate & sugar confectionery	48			
10732	Chocolate & sugar confectionery	45			
10733	Chewing gum	3			
1074	Macaroni, noodles, pasta etc.	16			
10741	Pastas/ macaroni etc	16			
1079	Other food products n.e.c.	80			
10792	Blending of tea & mate	3			
10796	Spices, sauces & condiments	11			
10798	Processing of salt	20			
10799	Others n.e.c.	46			
108	Prepared animal feeds	129	192		192
1080	Prepared animal feeds	129	192		192
10802	Prepared feeds for farm animals	129	192		192
11	BEVERAGES	73	169449	3009	166440
110	Beverages	73	169449	3009	166440
1104	Soft drinks, mineral waters etc	73	169449	3009	166440
11041	Non-alcoholic beverages	22			
11042	Natural mineral waters/ bottled waters	29			
11043	Soft drinks like lemonade, cola etc.	22	169449	3009	166440
12	TOBACCO PRODUCTS	8			
120	Tobacco products	8			
1200	Tobacco products	8			
12001	Tobacco products & substitutes etc.	6			
12009	Others n.e.c.	2			
13	TEXTILES	5967	375882	11725	364157
131	Spinning, weaving, finishing of textile	4510	364117	9120	354997
1311	Spinning of textile fibres	579	289046	4171	284875
13112	Spinning of yarn or thread	579	289046	4171	284875
1312	Weaving of textiles	3607	69025	4882	64143
13121	Broad woven fabrics	3522	64720	2396	62324
13122	Other broad woven fabrics etc.	2	1819		1819

TABLE - 9.0 **RECEIPTS FROM OTHER ACTIVITIES** **PUNJAB**

2015-16

Value in '000' Rs

Receipts from other industrial activities					Total receipts from other activities	Industry Code
Receipts from repair, maintenance contract, commission & other work done	Receipts from Industrial waste(Scrap & reuse etc)	Receipts from agency commission etc	Other receipts from output	Total		
7	8	9	10	11	12	1
23018208	**8357712**	**560624**	**31200504**	**63137048**	**65802506**	**C**
2095993	1810548	11911	3333089	7251541	7462798	10
100			45659	45759	47000	101
100			45659	45759	47000	1010
			43312	43312	43312	10102
						10104 &
100			2347	2447	3688	10107
173581	1506		38725	213813	213813	103
173581	1506		38725	213813	213813	1030
						10302
173581	1506		14622	189710	189710	10304
			24104	24104	24104	10305
194165	538432	661	188375	921633	938840	104
194165	538432	661	188375	921633	938840	1040
41377	452894	627	188358	683256	698482	10401
283	15773	34	17	16107	16221	10405
152504	69765			222269	224138	10406
967301	381287		330370	1678958	1681578	105
967301	381287		330370	1678958	1681578	1050
967046	361947		330370	1659363	1659363	10501
255	1907			2162	2162	10504
	17433			17433	20053	10506
						10509
702772	582778	9663	152454	1447667	1600815	106
702772	581614	9663	152454	1446503	1599652	1061
97246	76314	6334	21862	201756	241221	10611
603010	496376	2585	130213	1232185	1345711	10612
2517	8923	744	379	12563	12720	10613
						10614
	1164			1164	1164	1062
	1164			1164	1164	10623
53258	284069	1587	2533948	2872862	2909711	107
37543	34137	573	29937	102189	108602	1071
168	9241			9409	9517	10711
14295	5503			19799	21576	10712
13812	12226	351	29610	56000	60157	10713
9267	7166	222	326	16982	17353	10719
	239271		2500966	2740237	2770672	1072
	239271		2500966	2740237	2770672	10721
3157	1528	1013	3046	8744	8744	1073
3157	1528	1013	3046	8744	8744	10732
						10733
	555			555	555	1074
	555			555	555	10741
12559	8578			21137	21137	1079
						10792
5732				5732	5732	10796
	47			47	47	10798
6827	8531			15359	15359	10799
4815	22476		43557	70848	71040	108
4815	22476		43557	70848	71040	1080
4815	22476		43557	70848	71040	10802
71008	566432	201	606599	1244239	1413688	11
71008	566432	201	606599	1244239	1413688	110
71008	566432	201	606599	1244239	1413688	1104
70907	9548		362255	442710	442710	11041
	29			29	29	11042
100	556856	201	244343	801500	970949	11043
31930			294193	326123	326123	12
31930			294193	326123	326123	120
31930			294193	326123	326123	1200
31930			294193	326123	326123	12001
						12009
15177743	1569206	10355	14443746	31201049	31576932	13
14374865	1429721	2136	14407131	30213853	30577970	131
6137307	927239	1593	11437689	18503827	18792873	1311
6137307	927239	1593	11437689	18503827	18792873	13112
4716364	420802	275	2943114	8080556	8149581	1312
4700736	407460	275	2923616	8032088	8096808	13121
			10736	10736	12555	13122

TABLE - 9.0 **RECEIPTS FROM OTHER ACTIVITIES** **PUNJAB**

2015-16

Value in '000' Rs

Industry Code	Industry Major Groups & Industries	No. of establishments	Receipts from other non-Industrial Activities		
			Total Non-Industrial Receipts	Receipts from transport services	Receipts from rental, lease of buildings, equipments and warehouses and storage, cold storage, godown etc
1	2	3	4	5	6
13129	Others n.e.c.	83	2486	2486	
1313	Finishing of textiles	324	6046	67	5979
13131	Bleaching & dyeing of fabrics	324	6046	67	5979
139	Other textiles	1457	11765	2606	9160
1392	Made-up textile articles	271			
13921	Madeup articles of any textile material	212			
13922	Made-up furnishing articles	47			
13929	Others n.e.c.	12			
1393	Carpets & rugs	67	1634	106	1528
13930	Floor coverings like carpets, rugs etc.	67	1634	106	1528
1394	Cordage, rope, twine & netting	18			
13941	Twine, cordage, rope etc.	18			
1399	Other textiles n.e.c.	1101	10131	2499	7632
13991	Labels/ badges etc.	45			
13992	Tulles/ laces & other net fabrics	1023	10131	2499	7632
13999	Others n.e.c.	33			
14	WEARING APPAREL	1713	44324	114	44210
141	Wearing apparel	1582	44324	114	44210
1410	Wearing apparel	1582	44324	114	44210
14101	Wearing apparel of leather	157	55		55
14102	Outerwear/ work wear	757	29991		29991
14103	Underwear/ nightwear	161	7947	114	7833
14104	Babies' garments/ tracksuits etc.	20			
14105 &	Other clothing accessories				
14109	Others n.e.c.	487	6331		6331
143	Knitted & crocheted apparel	131			
1430	Knitted & crocheted apparel	131			
14301	Knitted or crocheted wearing apparel	30			
14302	Hosiery, socks, tights & pantyhose etc	101			
15	LEATHER PRODUCTS	998	9517	10	9507
151	Tanning of leather & leather products	294			
1511	Tanning & dressing of leather	258			
15111	Tanning/ dressing of hides & skins	253			
15119	Others n.e.c.	5			
1512	Luggage, h&bags, saddlery etc.	36			
15121	Luggage, h&bags etc.	26			
15122	Articles of leather etc.	10			
152	Footwear	704	9517	10	9507
1520	Footwear	704	9517	10	9507
15201	Footwear	698	9517	10	9507
15202	Leather parts of footwear etc.	6			
16	WOOD AND WOOD PRODUCTS	596	11784	4457	7327
161	Sawmilling & planning of wood	142	368	368	
1610	Sawmilling & planning of wood	142	368	368	
16101	Sawing & planning of wood	142	368	368	
162	Products of wood, cork, straw etc.	454	11416	4088	7327
1621	Veneer sheets & wood-based panels	47	46		46
16211	Manufacture of veneer sheets	6			
16212	Plywood/ veneer panel/ laminated sheets	35	46		46
16213	Particle board/ densified wood etc.	6			
1622	Builders' carpentry & joinery	120	3511	247	3263
16221	Wooden goods of construction industry	120	3511	247	3263
1623	Wooden containers	180	7401	3596	3805
16231	Packing boxes, crates, drums of wood	180	7401	3596	3805
1629	Other wood products	107	458	245	213
16291	Wood products	107	458	245	213
17	PAPER AND PAPER PRODUCTS	530	480	406	74
170	Paper & paper products	530	480	406	74
1701	Pulp, paper & paperboard	195	171	171	
17013	Paper & paperboard	192	171	171	
17019	Others n.e.c.	3			
1702	Corrugated paper/ paperboard & containers	316	309	235	74
17021	Corrugated paper/ paperboard containers	309	186	112	74
17022	Sacks, bags & similar articles of paper	7	123	123	
1709	Other articles of paper & paperboard	19			
17091	Personal hygiene paper product	8			
17099	Others n.e.c.	11			
18	PRINTING/REPRODUCTION OF RECORDED MEDIA	270	8525	121	8404
181	Printing	270	8525	121	8404
1811	Printing	267	8525	121	8404

TABLE - 9.0 **RECEIPTS FROM OTHER ACTIVITIES** **PUNJAB**

2015-16

Value in '000' Rs

Receipts from other industrial activities					Total receipts from other activities	Industry Code
Receipts from repair, maintenance contract, commission & other work done	Receipts from Industrial waste(Scrap & reuse etc)	Receipts from agency commission etc	Other receipts from output	Total		
7	8	9	10	11	12	1
15629	13341		8762	37732	40218	13129
3521194	81680	268	26328	3629470	3635517	1313
3521194	81680	268	26328	3629470	3635517	13131
802878	139485	8218	36615	987196	998961	139
557014	108681		12201	677896	677896	1392
473565	105305		9891	588761	588761	13921
76116	2829		2310	81254	81254	13922
7333	548			7881	7881	13929
3648	3344	146		7138	8772	1393
3648	3344	146		7138	8772	13930
14904	2215			17119	17119	1394
14904	2215			17119	17119	13941
227312	25244	8073	24414	285042	295173	1399
5574	1659			7233	7233	13991
210727	19614	8073	24414	262827	272958	13992
11011	3972			14983	14983	13999
762568	332833	3061	793073	1891535	1935860	14
463040	295290	3061	791960	1553352	1597676	141
463040	295290	3061	791960	1553352	1597676	1410
3147	14309	859	145124	163438	163493	14101
442328	233789	2136	625048	1303302	1333293	14102
9055	24009	11	18903	51979	59926	14103
	4213			4213	4213	14104
						14105 &
8509	18970	55	2885	30419	36751	14109
299528	37542		1113	338184	338184	143
299528	37542		1113	338184	338184	1430
98354	34129			132483	132483	14301
201174	3413		1113	205700	205700	14302
68141	1024429		145788	1238358	1247875	15
38045	969744		39676	1047465	1047465	151
22001	964844		39676	1026520	1026520	1511
22001	964844		39676	1026520	1026520	15111
						15119
16044	4900			20944	20944	1512
16044	4900			20944	20944	15121
						15122
30096	54685		106112	190893	200410	152
30096	54685		106112	190893	200410	1520
30096	54685		106112	190893	200410	15201
						15202
113439	52933	9064	12291	187726	199510	16
23371	9941	5525	7661	46499	46867	161
23371	9941	5525	7661	46499	46867	1610
23371	9941	5525	7661	46499	46867	16101
90068	42992	3539	4629	141227	152643	162
309	619			928	975	1621
						16211
309	619			928	975	16212
						16213
39862	8249		190	48301	51812	1622
39862	8249		190	48301	51812	16221
24712	17342	3539	4439	50032	57433	1623
24712	17342	3539	4439	50032	57433	16231
25185	16782			41966	42424	1629
25185	16782			41966	42424	16291
119959	114653	45	83436	318093	318573	17
119959	114653	45	83436	318093	318573	170
70242	50859		75372	196473	196644	1701
70242	45792		75372	191406	191577	17013
	5067			5067	5067	17019
49717	60371	45	4355	114489	114798	1702
49717	45855	45	4355	99972	100158	17021
	14516			14516	14640	17022
	3423		3709	7132	7132	1709
						17091
	3423		3709	7132	7132	17099
74698	24310	71	97410	196489	205014	18
74698	24310	71	97410	196489	205014	181
74698	24310	71	97410	196489	205014	1811

TABLE - 9.0 **RECEIPTS FROM OTHER ACTIVITIES** **PUNJAB**

2015-16

Value in '000' Rs

Industry Code	Industry Major Groups & Industries	No. of establishments	Receipts from other non-Industrial Activities		
			Total Non-Industrial Receipts	Receipts from transport services	Receipts from rental, lease of buildings, equipments and warehouses and storage, cold storage, godown etc
1	2	3	4	5	6
18111	Printing of newspapers/ magazines	2	2794		2794
18112	Printing of books, brochures, maps etc	126	5246		5246
18114	Printing of diaries & calendars etc	8			
18115	Printing on textile, glass, metal, wood	126	485	121	364
18119	Other printing n.e.c.	5			
1812	Service related to printing	3			
18121 &	Binding of printed sheets				
18124	Preparation of plates & dies	3			
19	COKE AND REFINED PETROLEUM PRODUCTS	34	92348	381	91967
192	Refined petroleum products	34	92348	381	91967
1920	Refined petroleum products	34	92348	381	91967
19201	Production of motor fuel/ kerosene etc.	3	91833		91833
19203	Oil-based lubricating oils or greases	24	515	381	134
19205 &	White spirit, vaseline, paraffin wax				
19207	Blending of bio fuels	7			
20	CHEMICALS AND CHEMICAL PRODUCTS	594	28500	503	27997
201	Basic chemicals, fertilizers etc.	237	19638		19638
2011	Basic chemicals	107	1937		1937
20111	Inorganic industrial/ medical gases	12			
20112	Dyes & pigments in basic form	28			
20113	Manufacture of inorganic acids & bases	26	1418		1418
20114	Chemical elements & other inorganic compounds	2			
20115	Basic organic chemicals	28	519		519
20119	Others n.e.c.	11			
2012	Fertilizers & nitrogen compounds	16	16278		16278
20121 &	Fertilizers				
20122	Nitrogen products	16	16278		16278
2013	Plastics & synthetic rubber	114	1423		1423
20131	Plastics in primary forms	114	1423		1423
202	Other chemical products	350	8462	103	8359
2021	Pesticides/ agrochemical products etc	50			
20211	Insecticides/ fungicides/ herbicides	50			
2022	Paints, varnishes & printing ink etc.	96	535		535
20221	Paints & varnishes etc	88	535		535
20225	Caulking compounds etc	2			
20227	Printing ink	6			
2023	Soap, perfumes & toilet preparations	130	7800		7800
20232	Soap	87	264		264
20234	Detergent, dish-washing preparation etc	7	4692		4692
20235	Cleaning & polishing products	10	1674		1674
20236 &	Perfumes & toilet preparations				
20239	Others n.e.c.	26	1170		1170
2029	Other chemical products n.e.c.	74	126	103	24
20291	Propellant powders/ explosives	28	35	12	24
20292	Gelatine/ glues & prepared adhesives	23			
20293 &	Aromatic/odoriferous/distilled waters products				
20298	Matches	10			
20299	Others n.e.c.	13	91	91	
203	Man-made fibres	7	400	400	
2030	Man-made fibres	7	400	400	
20301	Synthetic or artificial filament tow	3	400	400	
20303	Synthetic or artificial filament yarn	4			
21	BASIC PHARMACEUTICAL PRODUCTS	252	30220	7653	22567
210	Pharmaceuticals	252	30220	7653	22567
2100	Pharmaceuticals	252	30220	7653	22567
21001	Medicinal active substances	200	5161	1378	3782
21003	Medicaments/ homeopathic preparations	40	18784		18784
21009	Other such activities n.e.c.	12	6275	6275	
22	RUBBER AND PLASTICS PRODUCTS	868	27191	9365	17826
221	Rubber products	105	63		63
2211	Rubber tyres & tubes	16			
22111	Rubber tyres	14			
22112	Inner tubes for tyres	2			
2219	Other rubber products	89	63		63
22191	Other products of rubber	89	63		63
222	Plastics products	763	27128	9365	17763
2220	Plastics products	763	27128	9365	17763
22201	Plastic products for packing of goods	370	25184	9365	15819
22202	Builders' plastics ware	47			
22203	Plastic tableware, kitchenware etc	183	494		494
22209	Other diverse plastic products	163	1450		1450

TABLE - 9.0 **RECEIPTS FROM OTHER ACTIVITIES** **PUNJAB**

2015-16

Value in '000' Rs

Receipts from other industrial activities					Total receipts from other activities	Industry Code
Receipts from repair, maintenance contract, commission & other work done	Receipts from Industrial waste(Scrap & reuse etc)	Receipts from agency commission etc	Other receipts from output	Total		
7	8	9	10	11	12	1
	7792		51341	59133	61927	18111
14282	7649	71	986	22988	28234	18112
	2455			2455	2455	18114
60416	6314		45083	111812	112298	18115
	100			100	100	18119
						1812
						18121 &
						18124
	10323		1635441	1645764	1738113	19
	10323		1635441	1645764	1738113	192
	10323		1635441	1645764	1738113	1920
	9676		1635441	1645117	1736950	19201
	647			647	1163	19203
						19205 &
						19207
277030	296399	347639	4701849	5622917	5651417	20
230608	97644	340020	4416049	5084321	5103959	201
727	29135		714665	744526	746463	2011
170	661			831	831	20111
557	452		117822	118830	118830	20112
	17886		262477	280363	281781	20113
						20114
	10136		334365	344502	345021	20115
						20119
223371	62503	334769	3644569	4265212	4281491	2012
						20121 &
223371	62503	334769	3644569	4265212	4281491	20122
6510	6006	5251	56816	74583	76006	2013
6510	6006	5251	56816	74583	76006	20131
41322	198455	7569	285800	533146	541607	202
13353	1031	171	29019	43573	43573	2021
13353	1031	171	29019	43573	43573	20211
22024	48106	7124	235305	312559	313095	2022
22024	44937	7124	235305	309390	309926	20221
						20225
	3169			3169	3169	20227
4622	75146	274	21399	101441	109241	2023
839	2235		19746	22821	23084	20232
		274	537	811	5503	20234
			1116	1116	2791	20235
						20236 &
3782	72911			76693	77863	20239
1324	74172		76	75572	75698	2029
	70388			70388	70423	20291
	415			415	415	20292
						20293 &
316			76	392	392	20298
1009	3369			4378	4469	20299
5100	300	50		5450	5850	203
5100	300	50		5450	5850	2030
5100	300	50		5450	5850	20301
						20303
119871	42794	438	267747	430849	461069	21
119871	42794	438	267747	430849	461069	210
119871	42794	438	267747	430849	461069	2100
119871	41860		177174	338905	344066	21001
	115		90573	90688	109472	21003
	819	438		1256	7531	21009
96380	68810	1527	98740	265456	292647	22
1513	4406	10	97	6026	6090	221
			97	97	97	2211
			97	97	97	22111
						22112
1513	4406	10		5929	5993	2219
1513	4406	10		5929	5993	22191
94867	64403	1517	98643	259430	286557	222
94867	64403	1517	98643	259430	286557	2220
31394	35560	1517	96363	164833	190017	22201
12688	779			13467	13467	22202
14149	16003			30152	30645	22203
36636	12061		2280	50978	52428	22209

TABLE - 9.0 **RECEIPTS FROM OTHER ACTIVITIES** **PUNJAB**

2015-16

Value in '000' Rs

Industry Code	Industry Major Groups & Industries	No. of establishments	Receipts from other non-Industrial Activities		
			Total Non-Industrial Receipts	Receipts from transport services	Receipts from rental, lease of buildings, equipments and warehouses and storage, cold storage, godown etc
1	2	3	4	5	6
23	OTHER NON-METALLIC MINERAL PRODUCTS	10055	1411196	1296245	114952
231	Glass & glass products	56	6692		6692
2310	Glass & glass products	56	6692		6692
23101	Flat glass/ glass paving blocks	20			
23102	Glass mirror/ bottle/ drinking glass	10	6585		6585
23103	Pharmaceutical glassware etc.	4			
23109	Others glass products n.e.c.	22	107		107
239	Non-metallic mineral products n.e.c.	9999	1404504	1296245	108259
2391	Refractory products	4			
23912	Manufacture of refractory ceramic goods	4			
2392	Clay building materials	9193	1391080	1293463	97617
23922	Non-refractory clay building materials	9156	1391080	1293463	97617
23923	Ceramic sanitary fixtures	37			
2393	Other porcelain & ceramic products	165	571		571
23931	Ceramic tableware & domestic articles	158	571		571
23932	Electrical fittings of ceramics etc.	2			
23939	Other porcelain & ceramic products	5			
2394	Cement, lime & plaster	22	7513		7513
23941	Clinkers & hydraulic cement	9	7513		7513
23943	Plasters of calcined gypsum/ sulphate	13			
2395	Articles of concrete, cement & plaster	321	954	704	251
23951	Precast concrete, cement or stone	241	954	704	251
23959	Other articles of concrete or cement	80			
2396	Cutting, shaping & finishing of stone	280	4386	2077	2308
23961	Cutting, shaping & finishing of stone	280	4386	2077	2308
2399	Other non-metallic mineral products	14			
23991	Millstones/abrasive products and polishing	6			
23993	Mineral insulating materials	2			
23995 &	Articles of asphalt etc				
23999	Manufacture of other such products n.e.c.	6			
24	BASIC METALS	714	14663	3053	11610
241	Basic iron & steel	454	14341	2730	11610
2410	Basic iron & steel	454	14341	2730	11610
24102 &	Pig iron/spiegeleisen/ferro-alloys & ferrous products				
24104	Remelting of scrap ingot of iron/ steel	64	139	139	
24106	Hot/cold-rolled products of steel	303	14136	2591	11545
24108	Welded tubes & pipes of steel	73	66		66
24109	Others n.e.c.	14			
242	Basic precious & non-ferrous metals	92			
2420	Basic precious & non-ferrous metals	92			
24202	Aluminium & alloys	48			
24203	Lead, zinc, tin & alloys from ores	4			
24205 &	Copper alloys				
24206	Chrome, manganese, nickel & alloys etc	40			
243	Casting of metals	168	323	323	
2431	Casting of iron & steel	158	323	323	
24311	Casting of iron	124	323	323	
24312	Casting of steel	34			
2432	Casting of non-ferrous metals	10			
24324	Casting of precious metal castings	10			
25	FABRICATED METAL PRODUCTS	1642	59134	8345	50789
251	Structural metal products etc	396	24258	1986	22272
2511	Structural metal products	354	22805	1974	20832
25111	Metal framework/ skeleton etc	26			
25112	Metal door, window, shutter, gates etc	279	22805	1974	20832
25119	Others n.e.c.	49			
2512	Tanks, reservoirs & containers of metal	35	12	12	
25121	Reservoirs, tanks & containers of metal	6			
25122	Metal containers for gas	27	12	12	
25123	Central heating boilers & radiators	2			
2513	Steam generators	7	1440		1440
25131 &	Steam/ vapour generator, condenser etc				
25132	Parts for marine or power boilers/ nuclear reactors etc	7	1440		1440
252	Weapons & ammunition	3	28647	4588	24059
2520	Weapons & ammunition	3	28647	4588	24059
25201 &	Heavy weapons				
25202	Small arms	3	28647	4588	24059
259	Other fabricated metal products	1243	6230	1771	4458
2592	Treatment & coating of metals	5			
25921 &	Plating, anodizing, s&blasting etc.				
25922	Colouring/engraving, non-metallic coating metals	5			
2593	Cutlery, h& tools & general hardware	439	2319	171	2147
25931	Cutlery	245	684	71	613

TABLE - 9.0 **RECEIPTS FROM OTHER ACTIVITIES** **PUNJAB**

2015-16

Value in '000' Rs

Receipts from other industrial activities					Total receipts from other activities	Industry Code
Receipts from repair, maintenance contract, commission & other work done	Receipts from Industrial waste(Scrap & reuse etc)	Receipts from agency commission etc	Other receipts from output	Total		
7	8	9	10	11	12	1
771869	1136366	118651	4202381	6229267	7640463	23
300	5842		101348	107490	114182	231
300	5842		101348	107490	114182	2310
	97		101348	101445	101445	23101
300	5745			6045	12630	23102
						23103
					107	23109
771569	1130524	118651	4101033	6121777	7526281	239
500	500		500	1500	1500	2391
500	500		500	1500	1500	23912
245928	1031847	117242	59520	1454537	2845617	2392
238483	1027149	117242	59470	1442344	2833424	23922
7445	4699		50	12193	12193	23923
149464	2857		11331	163652	164223	2393
149464	2605			152068	152639	23931
			11331	11331	11331	23932
	253			253	253	23939
	57622		4029610	4087232	4094745	2394
	57622		4029610	4087232	4094745	23941
						23943
239723	17571	1348	12	258654	259608	2395
196890	12399	1348	12	210649	211603	23951
42833	5172			48005	48005	23959
135512	19825			155337	159722	2396
135512	19825			155337	159722	23961
443	302	60	60	865	865	2399
						23991
						23993
						23995 &
443	302	60	60	865	865	23999
610886	271484	3808	126783	1012961	1027625	24
525857	258502	3808	126783	914950	929291	241
525857	258502	3808	126783	914950	929291	2410
						24102 &
17494	34663	1559	250	53966	54105	24104
458546	127414	2249	48057	636265	650400	24106
45018	96425		78476	219919	219985	24108
4800				4800	4800	24109
65107	2116			67223	67223	242
65107	2116			67223	67223	2420
	1514			1514	1514	24202
						24203
						24205 &
65107	602			65709	65709	24206
19922	10866			30788	31111	243
19922	10866			30788	31111	2431
15877	9447			25324	25646	24311
4046	1419			5464	5464	24312
						2432
						24324
305399	194410	7918	47512	555238	614372	25
72189	25034	7863	16352	121437	145694	251
66631	20196	7863	14112	108802	131607	2511
	552	4557		5108	5108	25111
62534	16977	3306	1393	84209	107015	25112
4098	2667		12719	19484	19484	25119
248	3759			4007	4019	2512
						25121
248	3759			4007	4019	25122
						25123
5309	1079		2240	8628	10068	2513
						25131 &
5309	1079		2240	8628	10068	25132
	9307		12725	22032	50679	252
	9307		12725	22032	50679	2520
						25201 &
	9307		12725	22032	50679	25202
233210	160069	56	18435	411769	417999	259
						2592
						25921 &
						25922
159092	30290		17238	206620	208939	2593
115793	16299		17238	149330	150014	25931

TABLE - 9.0 **RECEIPTS FROM OTHER ACTIVITIES** **PUNJAB**

2015-16

Value in '000' Rs

Industry Code	Industry Major Groups & Industries	No. of establishments	Receipts from other non-Industrial Activities		
			Total Non-Industrial Receipts	Receipts from transport services	Receipts from rental, lease of buildings, equipments and warehouses and storage, cold storage, godown etc
1	2	3	4	5	6
25932	Knives, h& tools, saw blades etc	123	1634	100	1534
25933	Padlocks, locks, keys, hinges etc	57			
25934	Other tools of such nature n.e.c.	14			
2599	Other fabricated metal products n.e.c.	799	3911	1600	2311
25991	Cans, drums, buckets, boxes, tins etc	76	559	559	
25992	Uninsulated or insulated metal cable	4			
25993	Nails, bolts, screws, nuts, chains etc.	118	51	13	38
25994	Metal household articles	304	1615		1615
25995	Metal goods for office use	48	1400	1000	400
25996	Safes, strongboxes, armoured doors etc.	85			
25997	Various metal articles	100	286	28	258
25999	Others n.e.c.	64			
26	COMPUTER, ELECTRONIC AND OPTICAL PRODUCTS	27			
261	Electronic components & boards	7			
2610	Electronic components & boards	7			
26101	Capacitors, resistors, microprocessors	7			
263	Communication equipment	4			
2630	Communication equipment	4			
26303	Cable television equipment, antenna etc	4			
264	Consumer electronics	5			
2640	Consumer electronics	5			
26402	Televisions, monitors & displays	2			
26409	Others n.e.c.	3			
265	Measuring equipment; watches/ clocks	11			
2651	Measuring, navigating/ control equipment	7			
26514	Measuring & control equipment	2			
26519	Manufacture of others n.e.c.	5			
2652	Watches & clocks	4			
26521	Watches & clocks	4			
27	ELECTRICAL EQUIPMENT	634	29538	115	29423
271	Electric motor, generator, transformer	115	3407		3407
2710	Electric motors, generators, transformers etc.	115	3407		3407
27101	Electric transformers	19			
27102	Electric motors/ power generators etc	15	3407		3407
27103 &	Electric power distribution panel etc.				
27104	Switchboard apparatus, fuses, switches	52			
27109	Others n.e.c.	29			
272	Batteries & accumulators	11			
2720	Batteries & accumulators	11			
27203	Lead acid/ lithium/ dry/ wet batteries	11			
273	Wiring & wiring devices	80	24558		24558
2731 &	Fibre optic cables				
2732	Other electric wires & cables	80	24558		24558
27310 &	Fibre optic cable for data transmission etc.				
27320	Insulated wire & cable	80	24558		24558
274	Electric lighting equipment	35			
2740	Electric lighting equipment	35			
27401	Lamps, bulbs, ch&eliers,lanterns etc.	6			
27409	Others n.e.c.	29			
275	Domestic appliances	375	1573	115	1458
2750	Domestic appliances	375	1573	115	1458
27501	Domestic electric appliances	326	1573	115	1458
27502	Domestic electrothermic appliances	6			
27503	Domestic non-electric cooking equipment	43			
279	Other electrical equipment	18			
2790	Other electrical equipment	18			
27901	Battery chargers & electrical bells etc	4			
27909	Others n.e.c.	14			
28	MACHINERY AND EQUIPMENT N.E.C.	770	50577	3294	47282
281	General-purpose machinery	303	22280	60	22220
2811	Engines & turbines	5			
28112	Turbines & parts etc	5			
2813	Other pumps, compressors, taps & valves	147	5362		5362
28131	Air or vacuum pumps/ compressors	2			
28132	Pumps for liquids	97	5362		5362
28133	Pumps for engines/ motor vehicle pumps	10			
28134	Industrial taps/ valves & h& pump etc	38			
2814 &	Bearings, gears, gearing etc				
2815	Ovens, furnaces & furnace burners	7			
28143 &	Gears, pulleys & transmission chain etc				
28151	Electrical & other furnaces, ovens,burners etc.	7			
2816	Lifting & h&ling equipment	39	187	60	127
28161	Lifting, h&ling, loading machinery	39	187	60	127
2819	Other general-purpose machinery	105	16731		16731

TABLE - 9.0 **RECEIPTS FROM OTHER ACTIVITIES** **PUNJAB**

2015-16

Value in '000' Rs

Receipts from other industrial activities						
Receipts from repair, maintenance contract, commission & other work done	Receipts from Industrial waste(Scrap & reuse etc)	Receipts from agency commission etc	Other receipts from output	Total	Total receipts from other activities	Industry Code
7	8	9	10	11	12	1
29088	11344			40431	42066	25932
14191	1913			16103	16103	25933
21	735			756	756	25934
74118	129779	56	1197	205149	209060	2599
20076	4543			24619	25178	25991
	167			167	167	25992
11506	5476		389	17371	17422	25993
10985	5601			16586	18201	25994
4430	3494		726	8650	10050	25995
3680	33251	56		36987	36987	25996
21180	75645		82	96906	97192	25997
2262	1602			3863	3863	25999
441043	1058		1337	443437	443437	26
	658			658	658	261
	658			658	658	2610
	658			658	658	26101
						263
						2630
						26303
386043			1337	387380	387380	264
386043			1337	387380	387380	2640
			1337	1337	1337	26402
386043				386043	386043	26409
55000	400			55400	55400	265
55000	400			55400	55400	2651
2000	400			2400	2400	26514
53000				53000	53000	26519
						2652
						26521
1188294	75068		49677	1313039	1342577	27
1001089	16537		31382	1049009	1052416	271
1001089	16537		31382	1049009	1052416	2710
964515	2534		28326	995375	995375	27101
45	4680		2375	7100	10507	27102
						27103 &
17111	7874		682	25666	25666	27104
19419	1449			20868	20868	27109
3389	941		158	4489	4489	272
3389	941		158	4489	4489	2720
3389	941		158	4489	4489	27203
1424	5723		5863	13010	37568	273
						2731 &
1424	5723		5863	13010	37568	2732
						27310 &
1424	5723		5863	13010	37568	27320
	10			10	10	274
	10			10	10	2740
	10			10	10	27401
						27409
182392	51381		12274	246047	247620	275
182392	51381		12274	246047	247620	2750
182392	48197		12274	242862	244435	27501
						27502
	3185			3185	3185	27503
	475			475	475	279
	475			475	475	2790
						27901
	475			475	475	27909
183057	229809	40546	44248	497659	548236	28
62562	33704	40490	28871	165626	187906	281
2023	520			2543	2543	2811
2023	520			2543	2543	28112
6192	14396	40490	24793	85871	91233	2813
			4130	4130	4130	28131
5704	12436	40490	20663	79293	84656	28132
	1383			1383	1383	28133
488	577			1065	1065	28134
						2814 &
	763			763	763	2815
						28143 &
	763			763	763	28151
16948	10537		200	27685	27872	2816
16948	10537		200	27685	27872	28161
37399	7488		3878	48764	65495	2819

TABLE - 9.0 **RECEIPTS FROM OTHER ACTIVITIES** **PUNJAB**

2015-16

Value in '000' Rs

Industry Code	Industry Major Groups & Industries	No. of establishments	Receipts from other non-Industrial Activities		
			Total Non-Industrial Receipts	Receipts from transport services	Receipts from rental, lease of buildings, equipments and warehouses and storage, cold storage, godown etc
1	2	3	4	5	6
28191	Industrial freezing equipment etc.	20			
28192	Weighing, packing & wrapping machinery	18	2888		2888
28193	Filtering or purifying machinery	15			
28198	Parts for general-purpose machinery	11			
28199	Others n.e.c.	41	13842		13842
282	Special-purpose machinery	467	28297	3234	25062
2821	Agricultural & forestry machinery	339	28297	3234	25062
28211	Tractors	11	13010		13010
28213	Agricultural trailers or semi-trailers	28	108		108
28214	Soil preparation, planting machinery	47	111	111	
28215	Harvesting or threshing machinery	55			
28216 &	Milking machines				
28217	Spraying machinery	2			
28219	Diverse agricultural machinery	196	15067	3123	11944
2822	Metal-forming machinery & machine tools	30			
28222	Tools for grinding, drilling, boring	15			
28223	Stamping or pressing machine tools	8			
28224	Hydraulic presse/ forging machine etc.	5			
28227	Parts/ accessories for machine tools	2			
2824	Mining/ quarrying/ construction machinery	12			
28242	Boring, cutting & tunnelling machinery	2			
28243	Machinery for treating minerals	8			
28245 &	Manufacture of earth-moving machinery				
28246	Pile drivers/ mortar spreaders etc.	2			
2825	Food, beverage & tobacco machinery	28			
28253	Grain milling machinery	10			
28256	Machinery for extractionof animal/vegetable fats/oils	2			
28259	Food processing machinery	16			
2826	Textile, apparel & leather machinery	55			
28261	Textile machinery	27			
28262	Equipment for textile machinery	4			
28266	Sewing machines	24			
2829	Other special-purpose machinery	3			
28291 &	Machinery for paper pulp,paperboard product etc				
28292 &	Rubber & plastic products machinery				
28299	Others n.e.c.	3			
29	MOTOR VEHICLES, TRAILERS AND SEMI	541	51201	40236	10965
291	Motor vehicles	10	39599	39599	
2910	Motor vehicles	10	39599	39599	
29101 &	Passenger cars, commercial busses etc.				
29102	Motor vehicle engines, chassis etc.	7	39599	39599	
29103	Other motor vehicles	3			
292	Motor vehicle bodies, trailers etc	114	344	247	97
2920	Motor bodies, trailers & semi-trailers	114	344	247	97
29201	Bodies for motor vehicles	13			
29202	Trailers & semi-trailers	101	344	247	97
293	Parts & accessories for motor vehicles	417	11258	390	10868
2930	Parts & accessories for motor vehicles	417	11258	390	10868
29301	Parts & accessories for motor vehicles	417	11258	390	10868
30	OTHER TRANSPORT EQUIPMENT	157			
309	Transport equipment n.e.c.	157			
3091	Motorcycles	146			
30911	Motorcycles, engines for motorcycles	21			
30912	Parts & accessories for motorcycles.	125			
3092	Bicycles & invalid carriages	11			
30921 &	Non-motorized bicycles & parts etc.				
30922	Invalid/baby carriages, their parts/accessories, etc.	11			
31	FURNITURE	1061	23933	5016	18917
310	Furniture	1061	23933	5016	18917
3100	Furniture	1061	23933	5016	18917
31001	Furniture & fixtures.	469	20800	3960	16840
31003	manufacture of office furniture	8			
31004	Furniture for kitchen bedrooms etc.	582	3133	1056	2077
31005	Laboratory benches/ laboratory furniture	2			
32	OTHER MANUFACTURING	1367	15737	11704	4032
321	Jewellery, bijouterie etc	28			
3211	Jewellery & related articles	26			
32113 &	Jewellery, goldsmiths' articles.				
32114	Metal watchs, watch straps & cigarette cases etc.	26			
3212	Imitation jewellery & related articles	2			
32121	Costume or imitation jewellery.	2			
322	Musical instruments	10			

TABLE - 9.0 **RECEIPTS FROM OTHER ACTIVITIES** **PUNJAB**

2015-16

Value in '000' Rs

Receipts from other industrial activities					Total receipts from other activities	Industry Code
Receipts from repair, maintenance contract, commission & other work done	Receipts from Industrial waste(Scrap & reuse etc)	Receipts from agency commission etc	Other receipts from output	Total		
7	8	9	10	11	12	1
1399	451			1849	1849	28191
1015	753			1769	4657	28192
683	778			1461	1461	28193
10977	405			11382	11382	28198
23325	5101		3878	32303	46146	28199
120495	196105	56	15377	332033	360329	282
64182	68575	56	15038	147851	176148	2821
	34101		14920	49021	62031	28211
7170	3093			10264	10372	28213
8200	4672	56	56	12983	13094	28214
18097	1576			19673	19673	28215
						28216 & 28217
30715	25132		63	55911	70977	28219
191	10425			10616	10616	2822
191	5287			5478	5478	28222
	3093			3093	3093	28223
						28224
	2044			2044	2044	28227
187	6839			7025	7025	2824
	6794			6794	6794	28242
187				187	187	28243
						28245 &
	45			45	45	28246
12416	102588		338	115343	115343	2825
	558		338	897	897	28253
2100				2100	2100	28256
10316	102030			112346	112346	28259
43519	7659			51178	51178	2826
42896	4924			47820	47820	28261
	760			760	760	28262
623	1975			2598	2598	28266
	20			20	20	2829
						28291 & 28292 &
	20			20	20	28299
168058	143212		97041	408311	459512	29
	400		21286	21686	61285	291
	400		21286	21686	61285	2910
	400		21286	21686	61285	29101 & 29102
						29103
46748	11624			58372	58716	292
46748	11624			58372	58716	2920
39251				39251	39251	29201
7497	11624			19121	19464	29202
121309	131189		75755	328253	339511	293
121309	131189		75755	328253	339511	2930
121309	131189		75755	328253	339511	29301
11806	21862		898	34566	34566	30
11806	21862		898	34566	34566	309
11700	21862		898	34459	34459	3091
	17087			17087	17087	30911
11700	4775		898	17373	17373	30912
107				107	107	3092
						30921 &
107				107	107	30922
306648	152232	5377	95489	559746	583679	31
306648	152232	5377	95489	559746	583679	310
306648	152232	5377	95489	559746	583679	3100
156580	113076	2874	95364	367894	388694	31001
	190			190	190	31003
150068	38966	2503	125	191662	194795	31004
						31005
22392	218541	13	21737	262684	278421	32
800	211			1011	1011	321
800	211			1011	1011	3211
800	211			1011	1011	32113 & 32114
						3212
						32121
	247			247	247	322

TABLE - 9.0 **RECEIPTS FROM OTHER ACTIVITIES** **PUNJAB**

2015-16

Value in '000' Rs

Industry Code	Industry Major Groups & Industries	No. of establishments	Receipts from other non-Industrial Activities		
			Total Non-Industrial Receipts	Receipts from transport services	Receipts from rental, lease of buildings, equipments and warehouses and storage, cold storage, godown etc
1	2	3	4	5	6
3220	Musical instruments	10			
32201 &	Stringed instruments, harmoniums etc.				
32202	Musical instruments & parts.	10			
323	Sports goods	382	2692	86	2607
3230	Sports goods	382	2692	86	2607
32301	Foot balls.	120	2049	4	2046
32302	Rackets, bats.	31			
32309	Other sports articles/ equipment etc.	231	643	82	561
324	Games & toys	12			
3240	Games & toys	12			
32401	Dolls, toy animals etc.	12			
325	Medical & dental instruments & supplies	895	1803	598	1205
3250	Medical & dental instruments & supplies	895	1803	598	1205
32501	Surgical drapes/ sterile string etc	22			
32505	Surgical, dental/ veterinary furniture.	6			
32506	Dental instruments/ orthopaedic devices	46			
32509	Others n.e.c.	821	1803	598	1205
329	Other manufacturing n.e.c.	40	11241	11021	220
3290	Other manufacturing n.e.c.	40	11241	11021	220
32902	Brooms & brushes.	22	11241	11021	220
32903	Pens, pencils & stamps etc.	6			
32909	Others n.e.c.	12			

TABLE - 9.0 **RECEIPTS FROM OTHER ACTIVITIES** **PUNJAB**

2015-16

Value in '000' Rs

Receipts from other industrial activities					Total receipts from other activities	Industry Code
Receipts from repair, maintenance contract, commission & other work done	Receipts from Industrial waste(Scrap & reuse etc)	Receipts from agency commission etc	Other receipts from output	Total		
7	8	9	10	11	12	1
	247			247	247	3220
						32201 &
	247			247	247	32202
16541	123220		21320	161080	163773	323
16541	123220		21320	161080	163773	3230
9228	74955		17480	101663	103712	32301
63	6373			6435	6435	32302
7250	41892		3840	52982	53625	32309
54				54	54	324
54				54	54	3240
54				54	54	32401
4562	94379	13	417	99372	101175	325
4562	94379	13	417	99372	101175	3250
						32501
590	568			1158	1158	32505
	626			626	626	32506
3972	93185	13	417	97588	99391	32509
435	485			920	12161	329
435	485			920	12161	3290
435	198			634	11875	32902
	286			286	286	32903
						32909

TABLE - 10.0 **CENSUS VALUE ADDED** **PUNJAB**

2015-16

Value in '000' Rs

Industry Code	Industry Major Groups & Industries	No. of establishments	Total production at basic prices	Total Industrial Cost	Census value added at basic prices	Import/Excise Duty/less subsidy
1	2	3	4	5	6	7
C	**ALL INDUSTIRES**	**32256**	**5145187736**	**3420138082**	**1722384196**	**70344388**
10	FOOD PRODUCTS	3385	1246831020	921204823	325414939	4356908
101	Processing & preserving of meat	14	9508355	4769624	4737490	
1010	Processing & preserving of meat	14	9508355	4769624	4737490	
10102	Fresh, chilled or frozen meat	5	629600	408820	220780	
10104 &	Meat products					
10107	Processing of animal offal	9	8878755	4360803	4516711	
103	Processing of fruit/ vegetables	15	3129880	2063682	1066198	
1030	Processing/ preserving of fruit/ vegetables	15	3129880	2063682	1066198	
10302	Preserving of fruit, nuts or vegetables	6	251104	182263	68841	
10304	Fruit or vegetable juices.	3	535871	340646	195225	
10305	Jams, jellies & marmalades	6	2342905	1540774	802132	
104	Vegetable & animal oils/ fats	504	203610985	163115936	40477841	1545614
1040	Vegetable & animal oils & fats	504	203610985	163115936	40477841	1545614
10401	Crude / refined vegetable oils	317	182443329	146889287	35538816	1538194
10405	Cotton linters.	74	15704624	12302755	3401756	7590
10406	Oilcakes & others	113	5463032	3923895	1537268	-171
105	Dairy products	82	198441912	109731161	88708131	618761
1050	Dairy products	82	198441912	109731161	88708131	618761
10501	fresh liquid milk & milk-based drinks	18	182330684	101114008	81216676	628251
10504	Butter/ cheese etc.	17	3510809	2720242	790567	-9518
10506	Ice cream & other edible ice.	43	12495223	5844664	6647939	23
10509	Others n.e.c.	4	105196	52247	52949	4
106	Grain mill products, starches etc	1807	383372591	296428050	86791393	-346620
1061	Grain mill products	1805	383335832	296411770	86770913	-346620
10611	Grain milling.	664	250323963	200450001	49834497	-226187
10612	Rice milling.	1075	126320536	90764547	35442462	-107384
10613	Vegetable milling	64	6468635	5113746	1354732	-13049
10614	Cereal breakfast foods	2	222698	83476	139222	
1062	Starches & starch products	2	36759	16279	20480	
10623	Glucose/ glucose syrup etc	2	36759	16279	20480	
107	Other food products	834	300702974	227189583	73476543	1192295
1071	Bakery products	647	31549498	19389915	12153170	58948
10711	Bread & rolls	40	3976570	2293779	1682684	12
10712	Pastry, cakes, pies etc.	91	4160497	2370086	1788634	-427
10713	Rusks, biscuits & bakery products	272	13411755	7342361	6065237	59258
10719	Others n.e.c.	244	10000676	7383690	2616615	105
1072	Sugar	43	246556723	193102679	53423609	1170999
10721	Sugar & sugar substitutes	43	246556723	193102679	53423609	1170999
1073	Chocolate & sugar confectionery	48	4780649	3049838	1730811	-44154
10732	Chocolate & sugar confectionery	45	4751023	3035344	1715679	-44154
10733	Chewing gum	3	29626	14494	15132	
1074	Macaroni, noodles, pasta etc.	16	487376	215525	271851	6476
10741	Pastas/ macaroni etc	16	487376	215525	271851	6476
1079	Other food products n.e.c.	80	17328727	11431625	5897102	27
10792	Blending of tea & mate	3	9970381	7715901	2254480	
10796	Spices, sauces & condiments	11	318371	155855	162516	
10798	Processing of salt	20	330995	146511	184484	
10799	Others n.e.c.	46	6708980	3413358	3295622	27
108	Prepared animal feeds	129	148064322	117906787	30157343	1346858
1080	Prepared animal feeds	129	148064322	117906787	30157343	1346858
10802	Prepared feeds for farm animals	129	148064322	117906787	30157343	1346858
11	BEVERAGES	73	158022210	82038504	75814257	10744328
110	Beverages	73	158022210	82038504	75814257	10744328
1104	Soft drinks, mineral waters etc	73	158022210	82038504	75814257	10744328
11041	Non-alcoholic beverages	22	24224729	12599245	11625484	6543
11042	Natural mineral waters/ bottled waters	29	6066284	2835602	3230682	19138
11043	Soft drinks like lemonade, cola etc.	22	127731196	66603657	60958090	10718647
12	TOBACCO PRODUCTS	8	40674670	14797068	25877602	60368473
120	Tobacco products	8	40674670	14797068	25877602	60368473
1200	Tobacco products	8	40674670	14797068	25877602	60368473
12001	Tobacco products & substitutes etc.	6	40624546	14778170	25846376	60368473
12009	Others n.e.c.	2	50124	18898	31226	
13	TEXTILES	5967	1402530148	1002572575	399581690	446717
131	Spinning, weaving, finishing of textile	4510	1308409305	942560762	365484426	322785
1311	Spinning of textile fibres	579	755456075	562768937	192398092	303673
13112	Spinning of yarn or thread	579	755456075	562768937	192398092	303673
1312	Weaving of textiles	3607	477216435	328846159	148301251	-30574
13121	Broad woven fabrics	3522	466526007	321974350	144486937	-30546
13122	Other broad woven fabrics etc.	2	2772247	2008242	762186	

TABLE - 10.0 **CENSUS VALUE ADDED** **PUNJAB**

2015-16

Value in '000' Rs

Census value added at producer prices	Sales Tax (Net)	Census value added at market prices	District/Provincial Taxes & land/vehicles tax	Census value added at factor cost	Industry Code
8	9	10	11	12	1
1792728584	**193870421**	**1986599005**	**13722367**	**1708661830**	**C**
329771847	23913405	353685252	1163472	324251467	10
4737490	16162	4753652	35400	4702090	101
4737490	16162	4753652	35400	4702090	1010
220780		220780	591	220189	10102
4516711	16162	4532872	34809	4481902	10104 & 10107
1066198	352698	1418896	600	1065598	103
1066198	352698	1418896	600	1065598	1030
68841		68841	295	68546	10302
195225		195225	282	194943	10304
802132	352698	1154830	23	802109	10305
42023455	1315573	43339028	386216	40091625	104
42023455	1315573	43339028	386216	40091625	1040
37077011	1311297	38388308	356116	35182701	10401
3409346	3352	3412698	17571	3384185	10405
1537097	924	1538022	12529	1524739	10406
89326892	11017577	100344469	145245	88562886	105
89326892	11017577	100344469	145245	88562886	1050
81844928	8554268	90399196	101566	81115110	10501
781049	75919	856968	2992	787574	10504
6647962	2387360	9035322	40685	6607254	10506
52953	30	52983	2	52947	10509
86444774	149839	86594612	296993	86494400	106
86424294	149839	86574132	296993	86473920	1061
49608309	54537	49662846	100843	49733654	10611
35335079	35217	35370296	194247	35248216	10612
1341684	431	1342114	1903	1352829	10613
139222	59654	198876		139222	10614
20480		20480		20480	1062
20480		20480		20480	10623
74668838	9606248	84275085	150296	73326246	107
12212118	497538	12709655	91283	12061887	1071
1682696	118143	1800838	673	1682010	10711
1788207	69713	1857920	4548	1784086	10712
6124495	293357	6417852	21652	6043584	10713
2616721	16325	2633046	64409	2552206	10719
54594607	8981369	63575977	21680	53401929	1072
54594607	8981369	63575977	21680	53401929	10721
1686657	79982	1766639	10685	1720126	1073
1671525	79382	1750907	10685	1704994	10732
15132	600	15732		15132	10733
278327	6117	284444	57	271794	1074
278327	6117	284444	57	271794	10741
5897129	41241	5938370	26592	5870510	1079
2254480		2254480		2254480	10792
162516		162516	748	161768	10796
184484	293	184777	94	184390	10798
3295649	40948	3336597	25750	3269872	10799
31504201	1455309	32959510	148722	30008622	108
31504201	1455309	32959510	148722	30008622	1080
31504201	1455309	32959510	148722	30008622	10802
86558585	23693720	110252304	13791	75800466	11
86558585	23693720	110252304	13791	75800466	110
86558585	23693720	110252304	13791	75800466	1104
11632027	3436188	15068215	779	11624705	11041
3249820	192522	3442342	7694	3222988	11042
71676738	20065009	91741747	5317	60952773	11043
86246076	17952239	104198315	230114	25647488	12
86246076	17952239	104198315	230114	25647488	120
86246076	17952239	104198315	230114	25647488	1200
86214850	17952239	104167089	229964	25616412	12001
31226		31226	150	31076	12009
400028407	13778174	413806582	1368909	398212781	13
365807211	13524637	379331848	803788	364680638	131
192701765	9939051	202640815	233771	192164320	1311
192701765	9939051	202640815	233771	192164320	13112
148270677	2995764	151266441	291548	148009703	1312
144456391	2831992	147288383	262844	144224092	13121
762186	155485	917671		762186	13122

TABLE - 10.0 **CENSUS VALUE ADDED** **PUNJAB**

2015-16

Value in '000' Rs

Industry Code	Industry Major Groups & Industries	No. of establishments	Total production at basic prices	Total Industrial Cost	Census value added at basic prices	Import/Excise Duty/less subsidy
1	2	3	4	5	6	7
13129	Others n.e.c.	83	7918182	4863568	3052128	-28
1313	Finishing of textiles	324	75736795	50945665	24785083	49687
13131	Bleaching & dyeing of fabrics	324	75736795	50945665	24785083	49687
139	Other textiles	1457	94120843	60011814	34097265	123931
1392	Made-up textile articles	271	64327849	42767100	21560749	125773
13921	Madeup articles of any textile material	212	40940986	25875501	15065485	125668
13922	Made-up furnishing articles	47	22469897	16424846	6045051	105
13929	Others n.e.c.	12	916966	466752	450214	
1393	Carpets & rugs	67	4595855	3363512	1230709	3560
13930	Floor coverings like carpets, rugs etc.	67	4595855	3363512	1230709	3560
1394	Cordage, rope, twine & netting	18	733649	511702	221948	
13941	Twine, cordage, rope etc.	18	733649	511702	221948	
1399	Other textiles n.e.c.	1101	24463490	13369501	11083858	-5402
13991	Labels/ badges etc.	45	976414	484301	492113	
13992	Tulles/ laces & other net fabrics	1023	20388487	10586568	9791788	-5402
13999	Others n.e.c.	33	3098589	2298631	799958	
14	WEARING APPAREL	1713	293230879	168665002	124521553	-126360
141	Wearing apparel	1582	252279393	147076880	105158189	-72222
1410	Wearing apparel	1582	252279393	147076880	105158189	-72222
14101	Wearing apparel of leather	157	24493486	15584494	8908937	-34722
14102	Outerwear/ work wear	757	182976451	107090757	75855702	-27038
14103	Underwear/ nightwear	161	14281972	7186982	7087042	-19641
14104	Babies' garments/ tracksuits etc.	20	6457611	4181069	2276543	-155
14105 &	Other clothing accessories					
14109	Others n.e.c.	487	24069873	13033577	11029964	9335
143	Knitted & crocheted apparel	131	40951486	21588122	19363365	-54138
1430	Knitted & crocheted apparel	131	40951486	21588122	19363365	-54138
14301	Knitted or crocheted wearing apparel	30	2881785	1547332	1334453	393
14302	Hosiery, socks, tights & pantyhose etc	101	38069701	20040790	18028911	-54532
15	LEATHER PRODUCTS	998	107927340	64877668	43040155	31819
151	Tanning of leather & leather products	294	33153644	19908853	13244791	-17263
1511	Tanning & dressing of leather	258	21913862	14047142	7866720	-17113
15111	Tanning/ dressing of hides & skins	253	21850702	13997558	7853144	-17113
15119	Others n.e.c.	5	63160	49584	13576	
1512	Luggage, h&bags, saddlery etc.	36	11239782	5861711	5378072	-150
15121	Luggage, h&bags etc.	26	8540804	3999437	4541367	-150
15122	Articles of leather etc.	10	2698979	1862274	836705	
152	Footwear	704	74773696	44968815	29795363	49082
1520	Footwear	704	74773696	44968815	29795363	49082
15201	Footwear	698	74644716	44912086	29723112	49082
15202	Leather parts of footwear etc.	6	128980	56730	72251	
16	WOOD AND WOOD PRODUCTS	596	12788421	7489915	5286722	-34994
161	Sawmilling & planning of wood	142	1643364	929899	713096	-50068
1610	Sawmilling & planning of wood	142	1643364	929899	713096	-50068
16101	Sawing & planning of wood	142	1643364	929899	713096	-50068
162	Products of wood, cork, straw etc.	454	11145058	6560016	4573626	15074
1621	Veneer sheets & wood-based panels	47	6363794	3837355	2526392	
16211	Manufacture of veneer sheets	6	787083	489562	297521	
16212	Plywood/ veneer panel/ laminated sheets	35	4225118	2509807	1715264	
16213	Particle board/ densified wood etc.	6	1351593	837986	513607	
1622	Builders' carpentry & joinery	120	1723297	879165	840622	3052
16221	Wooden goods of construction industry	120	1723297	879165	840622	3052
1623	Wooden containers	180	1841698	1217964	616333	8857
16231	Packing boxes, crates, drums of wood	180	1841698	1217964	616333	8857
1629	Other wood products	107	1216268	625532	590278	3164
16291	Wood products	107	1216268	625532	590278	3164
17	PAPER AND PAPER PRODUCTS	530	60648031	41934054	18713497	16681
170	Paper & paper products	530	60648031	41934054	18713497	16681
1701	Pulp, paper & paperboard	195	29226285	21506616	7719498	1255
17013	Paper & paperboard	192	29020412	21356580	7663661	1255
17019	Others n.e.c.	3	205873	150036	55837	
1702	Corrugated paper/ paperboard & containers	316	29727898	19346591	10380997	3547
17021	Corrugated paper/ paperboard containers	309	29222354	19263822	9958346	3550
17022	Sacks, bags & similar articles of paper	7	505544	82769	422651	-2
1709	Other articles of paper & paperboard	19	1693848	1080846	613002	11879
17091	Personal hygiene paper product	8	705487	433648	271838	
17099	Others n.e.c.	11	988362	647198	341164	11879
18	PRINTING/REPRODUCTION OF RECORDED MEDIA	270	17771012	10671024	7091463	476
181	Printing	270	17771012	10671024	7091463	476
1811	Printing	267	17579794	10565369	7005900	476

TABLE - 10.0 **CENSUS VALUE ADDED** **PUNJAB**

2015-16

Value in '000' Rs

Census value added at producer prices	Sales Tax (Net)	Census value added at market prices	District/Provincial Taxes & land/vehicles tax	Census value added at factor cost	Industry Code
8	9	10	11	12	1
3052100	8288	3060387	28704	3023424	13129
24834770	589822	25424592	278469	24506614	1313
24834770	589822	25424592	278469	24506614	13131
34221196	253538	34474734	565121	33532143	139
21686523	120460	21806983	61827	21498923	1392
15191153	102171	15293324	44449	15021036	13921
6045156	17814	6062970	16736	6028314	13922
450214	475	450689	642	449572	13929
1234269	13679	1247948	16675	1214034	1393
1234269	13679	1247948	16675	1214034	13930
221948		221948	604	221344	1394
221948		221948	604	221344	13941
11078457	119398	11197855	486015	10597844	1399
492113	5124	497237	425	491688	13991
9786386	114274	9900661	379149	9412639	13992
799958		799958	106440	693517	13999
124395193	1294820	125690014	688626	123832927	14
105085967	832624	105918591	371251	104786938	141
105085967	832624	105918591	371251	104786938	1410
8874215	51718	8925933	20556	8888382	14101
75828664	668929	76497593	288312	75567391	14102
7067402	19120	7086522	24484	7062559	14103
2276387	7238	2283625	10117	2266426	14104
11039299	85618	11124917	27783	11002182	14105 & 14109
19309226	462196	19771422	317376	19045989	143
19309226	462196	19771422	317376	19045989	1430
1334847	1456	1336302	2144	1332309	14301
17974379	460741	18435120	315232	17713679	14302
43071973	2748616	45820590	168907	42871248	15
13227528	66319	13293848	91748	13153043	151
7849606	63056	7912663	91086	7775633	1511
7836030	63056	7899087	91086	7762057	15111
13576		13576		13576	15119
5377922	3263	5381185	662	5377410	1512
4541217	1127	4542344	635	4540732	15121
836705	2137	838841	27	836678	15122
29844445	2682297	32526742	77159	29718205	152
29844445	2682297	32526742	77159	29718205	1520
29772194	2672251	32444446	76913	29646199	15201
72251	10045	82296	245	72006	15202
5251728	214144	5465871	27664	5259058	16
663028	8527	671555	1786	711310	161
663028	8527	671555	1786	711310	1610
663028	8527	671555	1786	711310	16101
4588700	205617	4794316	25877	4547749	162
2526392	177412	2703804	4336	2522056	1621
297521		297521	90	297431	16211
1715264	100596	1815860	4196	1711068	16212
513607	76816	590423	50	513557	16213
843674	10970	854643	2468	838154	1622
843674	10970	854643	2468	838154	16221
625191	17140	642330	16679	599655	1623
625191	17140	642330	16679	599655	16231
593443	95	593538	2394	587884	1629
593443	95	593538	2394	587884	16291
18730178	2484716	21214893	151003	18562494	17
18730178	2484716	21214893	151003	18562494	170
7720753	794569	8515322	49137	7670361	1701
7664916	753285	8418201	49137	7614524	17013
55837	41284	97121		55837	17019
10384545	1671251	12055796	101579	10279419	1702
9961896	1671251	11633147	95505	9862841	17021
422649		422649	6073	416578	17022
624881	18895	643776	287	612715	1709
271838		271838	208	271631	17091
353042	18895	371937	79	341084	17099
7091940	288692	7380632	58643	7032820	18
7091940	288692	7380632	58643	7032820	181
7006377	288692	7295069	58643	6947257	1811

TABLE - 10.0 **CENSUS VALUE ADDED** **PUNJAB**

2015-16

Value in '000' Rs

Industry Code	Industry Major Groups & Industries	No. of establishments	Total production at basic prices	Total Industrial Cost	Census value added at basic prices	Import/Excise Duty/less subsidy
1	2	3	4	5	6	7
18111	Printing of newspapers/ magazines	2	1622762	440336	1179632	
18112	Printing of books, brochures, maps etc	126	6828010	4332786	2489977	-3769
18114	Printing of diaries & calendars etc	8	94456	33223	61233	
18115	Printing on textile, glass, metal, wood	126	8969430	5724290	3244655	4245
18119	Other printing n.e.c.	5	65136	34734	30402	
1812	Service related to printing	3	191218	105655	85563	
18121 &	Binding of printed sheets					
18124	Preparation of plates & dies	3	191218	105655	85563	
19	COKE AND REFINED PETROLEUM PRODUCTS	34	88108111	72124293	15891469	922256
192	Refined petroleum products	34	88108111	72124293	15891469	922256
1920	Refined petroleum products	34	88108111	72124293	15891469	922256
19201	Production of motor fuel/ kerosene etc.	3	76282233	64668880	11521520	922256
19203	Oil-based lubricating oils or greases	24	11597158	7335136	4261506	
19205 &	White spirit, vaseline, paraffin wax					
19207	Blending of bio fuels	7	228720	120277	108443	
20	CHEMICALS AND CHEMICAL PRODUCTS	594	410653025	242882894	167741631	-13668634
201	Basic chemicals, fertilizers etc.	237	273517683	163398901	110099144	-13967656
2011	Basic chemicals	107	91680773	66927779	24751058	191629
20111	Inorganic industrial/ medical gases	12	1705488	999598	705890	
20112	Dyes & pigments in basic form	28	11148892	6955497	4193395	
20113	Manufacture of inorganic acids & bases	26	25849358	17021735	8826205	5494
20114	Chemical elements & other inorganic compounds	2	15288	7593	7695	
20115	Basic organic chemicals	28	52303747	41546221	10757007	186134
20119	Others n.e.c.	11	658000	397134	260866	
2012	Fertilizers & nitrogen compounds	16	157939803	77485984	80437541	-14172205
20121 &	Fertilizers					
20122	Nitrogen products	16	157939803	77485984	80437541	-14172205
2013	Plastics & synthetic rubber	114	23897108	18985139	4910546	12920
20131	Plastics in primary forms	114	23897108	18985139	4910546	12920
202	Other chemical products	350	135485641	78223090	57254090	287506
2021	Pesticides/ agrochemical products etc	50	19831061	12746404	7084657	180480
20211	Insecticides/ fungicides/ herbicides	50	19831061	12746404	7084657	180480
2022	Paints, varnishes & printing ink etc.	96	36439626	22872923	13566168	12497
20221	Paints & varnishes etc	88	34510281	21199478	13310268	12497
20225	Caulking compounds etc	2	147959	116007	31952	
20227	Printing ink	6	1781386	1557438	223948	
2023	Soap, perfumes & toilet preparations	130	64133517	34461360	29664357	24689
20232	Soap	87	13059235	9873377	3185594	-7178
20234	Detergent, dish-washing preparation etc	7	2591145	1482937	1103517	31801
20235	Cleaning & polishing products	10	440476	195393	243408	
20236 &	Perfumes & toilet preparations					
20239	Others n.e.c.	26	48042660	22909653	25131838	66
2029	Other chemical products n.e.c.	74	15081438	8142404	6938908	69840
20291	Propellant powders/ explosives	28	1924174	779921	1144217	
20292	Gelatine/ glues & prepared adhesives	23	9392124	5105105	4287019	59551
20293 &	Aromatic/odoriferous/distilled waters products					
20298	Matches	10	535504	259673	275831	
20299	Others n.e.c.	13	3229636	1997704	1231840	10289
203	Man-made fibres	7	1649701	1260903	388398	11517
2030	Man-made fibres	7	1649701	1260903	388398	11517
20301	Synthetic or artificial filament tow	3	1340108	1028225	311483	11517
20303	Synthetic or artificial filament yarn	4	309593	232678	76915	
21	BASIC PHARMACEUTICAL PRODUCTS	252	95955897	56193347	39732330	80811
210	Pharmaceuticals	252	95955897	56193347	39732330	80811
2100	Pharmaceuticals	252	95955897	56193347	39732330	80811
21001	Medicinal active substances	200	76076532	43841677	32229694	79321
21003	Medicaments/ homeopathic preparations	40	19123681	11808100	7296798	1446
21009	Other such activities n.e.c.	12	755684	543570	205839	44
22	RUBBER AND PLASTICS PRODUCTS	868	91140977	64830383	26283403	183420
221	Rubber products	105	18405684	13065935	5339685	919
2211	Rubber tyres & tubes	16	13947666	10344146	3603519	549
22111	Rubber tyres	14	13909347	10322498	3586848	549
22112	Inner tubes for tyres	2	38319	21648	16671	
2219	Other rubber products	89	4458018	2721789	1736166	370
22191	Other products of rubber	89	4458018	2721789	1736166	370
222	Plastics products	763	72735293	51764448	20943718	182501
2220	Plastics products	763	72735293	51764448	20943718	182501
22201	Plastic products for packing of goods	370	61852849	44697225	17130441	235029
22202	Builders' plastics ware	47	2368327	1629568	738759	2405
22203	Plastic tableware, kitchenware etc	183	3155983	1820572	1334916	5238
22209	Other diverse plastic products	163	5358135	3617084	1739601	-60171

TABLE - 10.0 **CENSUS VALUE ADDED** **PUNJAB**

2015-16

Value in '000' Rs

Census value added at producer prices	Sales Tax (Net)	Census value added at market prices	District/Provincial Taxes & land/vehicles tax	Census value added at factor cost	Industry Code
8	9	10	11	12	1
1179632	16945	1196577		1179632	18111
2486209	28758	2514967	10099	2479879	18112
61233		61233		61233	18114
3248900	242646	3491546	48532	3196123	18115
30402	343	30745	12	30390	18119
85563		85563		85563	1812
85563		85563		85563	18121 & 18124
16813725	2125526	18939251	7531257	8360212	19
16813725	2125526	18939251	7531257	8360212	192
16813725	2125526	18939251	7531257	8360212	1920
12443776	2064736	14508512	7531177	3990343	19201
4261506	60790	4322296	80	4261426	19203
108443		108443		108443	19205 & 19207
154072998	35793415	189866412	290662	167450970	20
96131487	20280355	116411842	78394	110020750	201
24942686	8102222	33044909	2442	24748616	2011
705890	37902	743792		705890	20111
4193395	233073	4426468	27	4193368	20112
8831699	1382404	10214103	1106	8825099	20113
7695		7695	8	7687	20114
10943142	6442740	17385881	1302	10755706	20115
260866	6104	266970		260866	20119
66265336	11060689	77326025	1703	80435838	2012
66265336	11060689	77326025	1703	80435838	20121 & 20122
4923465	1117444	6040909	74249	4836297	2013
4923465	1117444	6040909	74249	4836297	20131
57541596	15479888	73021484	212214	57041876	202
7265137	653314	7918451	20793	7063865	2021
7265137	653314	7918451	20793	7063865	20211
13578665	3648205	17226870	3751	13562417	2022
13322764	3648205	16970970	3751	13306516	20221
31952		31952		31952	20225
223948		223948		223948	20227
29689046	10596795	40285841	16484	29647872	2023
3178417	993847	4172264	15549	3170045	20232
1135318	112477	1247795	287	1103230	20234
243408	31462	274871		243408	20235
25131904	9459008	34590912	648	25131189	20236 & 20239
7008748	581574	7590322	171185	6767722	2029
1144217	302653	1446870	974	1143243	20291
4346571	161672	4508243	61189	4225830	20292
275831	31506	307337	18	275813	20293 & 20298
1242130	85743	1327872	109004	1122836	20299
399915	33171	433086	54	388344	203
399915	33171	433086	54	388344	2030
323000	33171	356171	54	311429	20301
76915		76915		76915	20303
39813141	95964	39909105	103677	39628653	21
39813141	95964	39909105	103677	39628653	210
39813141	95964	39909105	103677	39628653	2100
32309015	95909	32404924	84391	32145303	21001
7298244		7298244	18906	7277891	21003
205883	55	205938	380	205459	21009
26466823	5261994	31728817	162973	26120430	22
5340605	2333857	7674462	8652	5331033	221
3604068	2249913	5853981	157	3603363	2211
3587397	2249913	5837310	107	3586742	22111
16671		16671	50	16621	22112
1736536	83945	1820481	8496	1727671	2219
1736536	83945	1820481	8496	1727671	22191
21126218	2928136	24054355	154321	20789396	222
21126218	2928136	24054355	154321	20789396	2220
17365470	2826309	20191779	124807	17005634	22201
741164	9545	750710	196	738563	22202
1340155	13098	1353253	16139	1318778	22203
1679430	79184	1758614	13179	1726421	22209

TABLE - 10.0 **CENSUS VALUE ADDED** **PUNJAB**

2015-16

Value in '000' Rs

Industry Code	Industry Major Groups & Industries	No. of establishments	Total production at basic prices	Total Industrial Cost	Census value added at basic prices	Import/Excise Duty/less subsidy
1	2	3	4	5	6	7
23	OTHER NON-METALLIC MINERAL PRODUCTS	10055	415291034	198009555	215870282	5427992
231	Glass & glass products	56	25385405	15044460	10334253	10590
2310	Glass & glass products	56	25385405	15044460	10334253	10590
23101	Flat glass/ glass paving blocks	20	22792674	13382767	9409907	7163
23102	Glass mirror/ bottle/ drinking glass	10	1202843	830115	366143	
23103	Pharmaceutical glassware etc.	4	199584	104376	95208	
23109	Others glass products n.e.c.	22	1190304	727202	462994	3427
239	Non-metallic mineral products n.e.c.	9999	389905629	182965095	205536030	5417402
2391	Refractory products	4	75174	54608	20566	
23912	Manufacture of refractory ceramic goods	4	75174	54608	20566	
2392	Clay building materials	9193	228201238	106871542	119938616	-268676
23922	Non-refractory clay building materials	9156	227336687	106333717	119611890	-270696
23923	Ceramic sanitary fixtures	37	864551	537825	326726	2020
2393	Other porcelain & ceramic products	165	9370840	5374507	3995762	1773
23931	Ceramic tableware & domestic articles	158	8267809	4841052	3426186	1773
23932	Electrical fittings of ceramics etc.	2	1034033	511284	522750	
23939	Other porcelain & ceramic products	5	68998	22172	46826	
2394	Cement, lime & plaster	22	137959806	61802730	76149563	5662268
23941	Clinkers & hydraulic cement	9	137799319	61701782	76090024	5662241
23943	Plasters of calcined gypsum/ sulphate	13	160487	100948	59539	27
2395	Articles of concrete, cement & plaster	321	9029477	5868392	3160130	8083
23951	Precast concrete, cement or stone	241	8122477	5378376	2743146	8083
23959	Other articles of concrete or cement	80	907001	490016	416984	
2396	Cutting, shaping & finishing of stone	280	4693648	2684859	2004403	11149
23961	Cutting, shaping & finishing of stone	280	4693648	2684859	2004403	11149
2399	Other non-metallic mineral products	14	575445	308456	266989	2805
23991	Millstones/abrasive products and polishing	6	67100	43750	23350	
23993	Mineral insulating materials	2	10819	4352	6467	
23995 &	Articles of asphalt etc					
23999	Manufacture of other such products n.e.c.	6	497526	260354	237172	2805
24	BASIC METALS	714	171424386	125186998	46222724	319829
241	Basic iron & steel	454	158818063	117652280	41151443	277594
2410	Basic iron & steel	454	158818063	117652280	41151443	277594
24102 &	Pig iron/spiegeleisen/ferro-alloys & ferrous products					
24104	Remelting of scrap ingot of iron/ steel	64	19369042	13908473	5460429	14002
24106	Hot/cold-rolled products of steel	303	117937015	88636076	29286803	176429
24108	Welded tubes & pipes of steel	73	20748466	14665558	6082842	81451
24109	Others n.e.c.	14	763540	442172	321368	5712
242	Basic precious & non-ferrous metals	92	7826367	4963908	2862460	42186
2420	Basic precious & non-ferrous metals	92	7826367	4963908	2862460	42186
24202	Aluminium & alloys	48	5046821	3295983	1750838	42186
24203	Lead, zinc, tin & alloys from ores	4	24656	12404	12252	
24205 &	Copper alloys					
24206	Chrome, manganese, nickel & alloys etc	40	2754890	1655520	1099370	
243	Casting of metals	168	4779955	2570811	2208821	48
2431	Casting of iron & steel	158	4672666	2500819	2171525	48
24311	Casting of iron	124	3598151	1906101	1691728	48
24312	Casting of steel	34	1074515	594718	479797	
2432	Casting of non-ferrous metals	10	107289	69992	37297	
24324	Casting of precious metal castings	10	107289	69992	37297	
25	FABRICATED METAL PRODUCTS	1642	73435232	45451220	27924878	42842
251	Structural metal products etc	396	26339546	16389349	9925938	75273
2511	Structural metal products	354	23968140	14840533	9104802	62844
25111	Metal framework/ skeleton etc	26	11376059	7119099	4256960	3952
25112	Metal door, window, shutter, gates etc	279	6994478	4256981	2714691	63891
25119	Others n.e.c.	49	5597604	3464453	2133151	-4999
2512	Tanks, reservoirs & containers of metal	35	1646810	1078608	568190	
25121	Reservoirs, tanks & containers of metal	6	318002	176035	141966	
25122	Metal containers for gas	27	1313813	896454	417346	
25123	Central heating boilers & radiators	2	14996	6118	8878	
2513	Steam generators	7	724596	470209	252946	12429
25131 &	Steam/ vapour generator, condenser etc					
25132	Parts for marine or power boilers/ nuclear reactors et	7	724596	470209	252946	12429
252	Weapons & ammunition	3	2570944	1702693	839604	
2520	Weapons & ammunition	3	2570944	1702693	839604	
25201 &	Heavy weapons					
25202	Small arms	3	2570944	1702693	839604	
259	Other fabricated metal products	1243	44524742	27359177	17159335	-32432
2592	Treatment & coating of metals	5	37232	20810	16422	
25921 &	Plating, anodizing, s&blasting etc.					
25922	Colouring/engraving, non-metallic coating metals	5	37232	20810	16422	
2593	Cutlery, h& tools & general hardware	439	18347551	10257885	8087347	227
25931	Cutlery	245	3407064	1743536	1662843	281

TABLE - 10.0 **CENSUS VALUE ADDED** **PUNJAB**

2015-16

Value in '000' Rs

Census value added at producer prices	Sales Tax (Net)	Census value added at market prices	District/Provincial Taxes & land/vehicles tax	Census value added at factor cost	Industry Code
8	9	10	11	12	1
221298274	28211859	249510133	635581	215234701	23
10344843	2436317	12781159	19741	10314511	231
10344843	2436317	12781159	19741	10314511	2310
9417070	2285965	11703035	10650	9399257	23101
366143	145686	511829	66	366077	23102
95208		95208		95208	23103
466421	4666	471087	9025	453969	23109
210953432	25775542	236728973	615839	204920190	239
20566		20566	92	20474	2391
20566		20566	92	20474	23912
119669940	412066	120082005	520608	119418008	2392
119341194	401193	119742387	520416	119091474	23922
328746	10873	339619	192	326534	23923
3997536	195587	4193123	7822	3987940	2393
3427960	22775	3450734	7757	3418429	23931
522750	172813	695562		522750	23932
46826		46826	66	46760	23939
81811831	25092083	106903914		76149563	2394
81752265	25091073	106843338		76090024	23941
59567	1010	60577		59539	23943
3168214	58430	3226643	35502	3124628	2395
2751229	58430	2809659	34869	2708276	23951
416984		416984	633	416352	23959
2015552	9732	2025283	42369	1962034	2396
2015552	9732	2025283	42369	1962034	23961
269794	7644	277438	9446	257543	2399
23350		23350		23350	23991
6467		6467	15	6452	23993
239977	7644	247621	9431	227741	23995 & 23999
46542553	4541258	51083811	312567	45910158	24
41429037	4160664	45589701	255098	40896345	241
41429037	4160664	45589701	255098	40896345	2410
5474432	529811	6004242	25252	5435177	24102 & 24104
29463232	2106232	31569464	218332	29068471	24106
6164294	1524621	7688915	11077	6071765	24108
327080		327080	436	320932	24109
2904646	380013	3284659	29161	2833299	242
2904646	380013	3284659	29161	2833299	2420
1793024	378962	2171987	25338	1725500	24202
12252	616	12868	5	12247	24203
1099370	434	1099804	3818	1095552	24205 & 24206
2208870	581	2209451	28308	2180513	243
2171573	581	2172154	28256	2143269	2431
1691776	581	1692357	26968	1664760	24311
479797		479797	1288	478508	24312
37297		37297	52	37245	2432
37297		37297	52	37245	24324
27967719	771293	28739013	150357	27774521	25
10001212	536157	10537369	71024	9854915	251
9167646	483925	9651571	68012	9036789	2511
4260912	439229	4700141	3594	4253365	25111
2778583	9581	2788163	33141	2681550	25112
2128152	35115	2163267	31277	2101874	25119
568190		568190	316	567874	2512
141966		141966	15	141951	25121
417346		417346	301	417045	25122
8878		8878		8878	25123
265375	52233	317608	2695	250251	2513
265375	52233	317608	2695	250251	25131 & 25132
839604		839604		839604	252
839604		839604		839604	2520
839604		839604		839604	25201 & 25202
17126904	235136	17362040	79333	17080002	259
16422		16422	23	16399	2592
16422		16422	23	16399	25921 & 25922
8087574	25765	8113340	9556	8077791	2593
1663124	24439	1687563	7985	1654858	25931

TABLE - 10.0 **CENSUS VALUE ADDED** **PUNJAB**

2015-16

Value in '000' Rs

Industry Code	Industry Major Groups & Industries	No. of establishments	Total production at basic prices	Total Industrial Cost	Census value added at basic prices	Import/Excise Duty/less subsidy
1	2	3	4	5	6	7
25932	Knives, h& tools, saw blades etc	123	13769400	7881848	5885918	-33
25933	Padlocks, locks, keys, hinges etc	57	949773	519068	430706	-31
25934	Other tools of such nature n.e.c.	14	221314	113434	107880	11
2599	Other fabricated metal products n.e.c.	799	26139959	17080482	9055566	-32659
25991	Cans, drums, buckets, boxes, tins etc	76	3080686	1789627	1290500	173
25992	Uninsulated or insulated metal cable	4	143144	125580	17564	
25993	Nails, bolts, screws, nuts, chains etc.	118	3048358	1927885	1120422	
25994	Metal household articles	304	9557233	6393943	3161675	-24663
25995	Metal goods for office use	48	1598292	952853	644039	
25996	Safes, strongboxes, armoured doors etc.	85	1226708	706015	520693	-18293
25997	Various metal articles	100	4968108	3484310	1483513	625
25999	Others n.e.c.	64	2517431	1700270	817161	9499
26	COMPUTER, ELECTRONIC AND OPTICAL PRODUCTS	27	7204211	4840326	2363885	76142
261	Electronic components & boards	7	1146687	824088	322600	76142
2610	Electronic components & boards	7	1146687	824088	322600	76142
26101	Capacitors, resistors, microprocessors	7	1146687	824088	322600	76142
263	Communication equipment	4	15720	9622	6098	
2630	Communication equipment	4	15720	9622	6098	
26303	Cable television equipment, antenna etc	4	15720	9622	6098	
264	Consumer electronics	5	4757536	3341456	1416080	
2640	Consumer electronics	5	4757536	3341456	1416080	
26402	Televisions, monitors & displays	2	3985451	3060288	925163	
26409	Others n.e.c.	3	772085	281168	490917	
265	Measuring equipment; watches/ clocks	11	1284267	665161	619106	
2651	Measuring, navigating/ control equipment	7	1205327	621015	584312	
26514	Measuring & control equipment	2	107400	55510	51890	
26519	Manufacture of others n.e.c.	5	1097927	565505	532422	
2652	Watches & clocks	4	78940	44146	34794	
26521	Watches & clocks	4	78940	44146	34794	
27	ELECTRICAL EQUIPMENT	634	90973097	60794250	30149309	199622
271	Electric motor, generator, transformer	115	45576992	28659581	16914003	56190
2710	Electric motors, generators, transformers etc.	115	45576992	28659581	16914003	56190
27101	Electric transformers	19	34367242	21223850	13143391	
27102	Electric motors/ power generators etc	15	1454146	859485	591254	4163
27103 &	Electric power distribution panel etc.					
27104	Switchboard apparatus, fuses, switches	52	9153455	6148721	3004734	52009
27109	Others n.e.c.	29	602149	427525	174623	18
272	Batteries & accumulators	11	3248178	2353848	894330	-21
2720	Batteries & accumulators	11	3248178	2353848	894330	-21
27203	Lead acid/ lithium/ dry/ wet batteries	11	3248178	2353848	894330	-21
273	Wiring & wiring devices	80	23569977	18876425	4668994	108559
2731 &	Fibre optic cables					
2732	Other electric wires & cables	80	23569977	18876425	4668994	108559
27310 &	Fibre optic cable for data transmission etc.					
27320	Insulated wire & cable	80	23569977	18876425	4668994	108559
274	Electric lighting equipment	35	1517942	1051198	466744	138
2740	Electric lighting equipment	35	1517942	1051198	466744	138
27401	Lamps, bulbs, ch&eliers,lanterns etc.	6	1363171	979325	383846	
27409	Others n.e.c.	29	154771	71873	82898	138
275	Domestic appliances	375	16758458	9689424	7067461	34646
2750	Domestic appliances	375	16758458	9689424	7067461	34646
27501	Domestic electric appliances	326	15662284	9087869	6572841	34646
27502	Domestic electrothermic appliances	6	281200	150424	130776	
27503	Domestic non-electric cooking equipment	43	814974	451131	363844	
279	Other electrical equipment	18	301551	163775	137776	109
2790	Other electrical equipment	18	301551	163775	137776	109
27901	Battery chargers & electrical bells etc	4	167500	96510	70990	
27909	Others n.e.c.	14	134051	67265	66786	109
28	MACHINERY AND EQUIPMENT N.E.C.	770	76995931	51345800	25599553	25216
281	General-purpose machinery	303	28366994	17439604	10905110	18386
2811	Engines & turbines	5	55286	30680	24606	
28112	Turbines & parts etc	5	55286	30680	24606	
2813	Other pumps, compressors, taps & valves	147	10639729	5862717	4771650	416
28131	Air or vacuum pumps/ compressors	2	2212596	1346168	866428	
28132	Pumps for liquids	97	7702969	4102050	3595557	416
28133	Pumps for engines/ motor vehicle pumps	10	211040	103931	107109	
28134	Industrial taps/ valves & h& pump etc	38	513124	310569	202555	
2814 &	Bearings, gears, gearing etc					
2815	Ovens, furnaces & furnace burners	7	97929	68824	29105	
28143 &	Gears, pulleys & transmission chain etc					
28151	Electrical & other furnaces, ovens,burners etc.	7	97929	68824	29105	
2816	Lifting & h&ling equipment	39	1384034	847820	536027	-1
28161	Lifting, h&ling, loading machinery	39	1384034	847820	536027	-1
2819	Other general-purpose machinery	105	16190015	10629562	5543722	17970
28191	Industrial freezing equipment etc.	20	6269021	4846587	1422434	4393
28192	Weighing, packing & wrapping machinery	18	222479	128398	91193	21
28193	Filtering or purifying machinery	15	305473	149407	156066	11

TABLE - 10.0 **CENSUS VALUE ADDED** **PUNJAB**

2015-16

Value in '000' Rs

Census value added at producer prices	Sales Tax (Net)	Census value added at market prices	District/Provincial Taxes & land/vehicles tax	Census value added at factor cost	Industry Code
8	9	10	11	12	1
5885885	667	5886551	375	5885543	25932
430675	518	431193	1185	429521	25933
107891	142	108032	12	107869	25934
9022908	209371	9232278	69754	8985812	2599
1290674	2548	1293221	22610	1267890	25991
17564		17564		17564	25992
1120422	125652	1246074	8731	1111692	25993
3137012	55227	3192239	6685	3154990	25994
644039	1004	645043	1535	642504	25995
502400	656	503056	626	520067	25996
1484138	23102	1507240	28420	1455093	25997
826659	1182	827841	1147	816013	25999
2440026	487644	2927670	30187	2333698	26
398741	75884	474625	21233	301366	261
398741	75884	474625	21233	301366	2610
398741	75884	474625	21233	301366	26101
6098		6098	49	6049	263
6098		6098	49	6049	2630
6098		6098	49	6049	26303
1416080	411488	1827568		1416080	264
1416080	411488	1827568		1416080	2640
925163	411488	1336651		925163	26402
490917		490917		490917	26409
619106	272	619379	8905	610201	265
584312	219	584531		584312	2651
51890	219	52109		51890	26514
532422		532422		532422	26519
34794	53	34848	8905	25889	2652
34794	53	34848	8905	25889	26521
30348930	9035118	39384049	77218	30072090	27
16970193	5411113	22381306	15526	16898478	271
16970193	5411113	22381306	15526	16898478	2710
13143391	4160018	17303410	6109	13137282	27101
595417	4674	600091	653	590601	27102
3056743	1246368	4303111	8687	2996048	27103 & 27104
174642	53	174695	76	174547	27109
894309	353350	1247660	17967	876363	272
894309	353350	1247660	17967	876363	2720
894309	353350	1247660	17967	876363	27203
4777553	2781070	7558623	1946	4667049	273
4777553	2781070	7558623	1946	4667049	2731 & 2732
4777553	2781070	7558623	1946	4667049	27310 & 27320
466882	33160	500042	995	465749	274
466882	33160	500042	995	465749	2740
383846	31023	414869	5	383841	27401
83036	2137	85173	990	81908	27409
7102107	453511	7555618	39927	7027534	275
7102107	453511	7555618	39927	7027534	2750
6607488	453277	7060765	38202	6534640	27501
130776		130776		130776	27502
363844	234	364078	1726	362118	27503
137885	2914	140799	857	136919	279
137885	2914	140799	857	136919	2790
70990		70990		70990	27901
66895	2914	69809	857	65929	27909
25624769	3562057	29186827	134217	25465336	28
10923496	701656	11625151	20845	10884265	281
24606	248	24854	248	24358	2811
24606	248	24854	248	24358	28112
4772066	664212	5436278	1685	4769965	2813
866428		866428		866428	28131
3595973	664212	4260186	1488	3594069	28132
107109		107109	63	107046	28133
202555		202555	133	202422	28134
29105		29105	70	29035	2814 & 2815
29105		29105	70	29035	28143 & 28151
536026	321	536347	723	535304	2816
536026	321	536347	723	535304	28161
5561692	36875	5598567	18119	5525603	2819
1426827	20016	1446843	17230	1405204	28191
91214	12583	103797	264	90929	28192
156077		156077	73	155994	28193

TABLE - 10.0 **CENSUS VALUE ADDED** **PUNJAB**

2015-16

Value in '000' Rs

Industry Code	Industry Major Groups & Industries	No. of establishments	Total production at basic prices	Total Industrial Cost	Census value added at basic prices	Import/Excise Duty/less subsidy
1	2	3	4	5	6	7
28198	Parts for general-purpose machinery	11	190787	54902	135885	
28199	Others n.e.c.	41	9202255	5450269	3738144	13546
282	Special-purpose machinery	467	48628937	33906197	14694443	6830
2821	Agricultural & forestry machinery	339	42499478	30057010	12414171	5097
28211	Tractors	11	31277455	23046519	8217926	
28213	Agricultural trailers or semi-trailers	28	531187	311518	219562	47
28214	Soil preparation, planting machinery	47	849589	522834	326644	2461
28215	Harvesting or threshing machinery	55	817302	481719	335583	2512
28216 &	Milking machines					
28217	Spraying machinery	2	13225	4970	8255	
28219	Diverse agricultural machinery	196	9010719	5689451	3306202	77
2822	Metal-forming machinery & machine tools	30	442126	264240	177886	1661
28222	Tools for grinding, drilling, boring	15	312610	188508	124102	
28223	Stamping or pressing machine tools	8	70914	37674	33240	
28224	Hydraulic presse/ forging machine etc.	5	24613	18760	5854	
28227	Parts/ accessories for machine tools	2	33989	19298	14691	1661
2824	Mining/ quarrying/ construction machinery	12	516110	289321	226790	52
28242	Boring, cutting & tunnelling machinery	2	21043	11134	9909	
28243	Machinery for treating minerals	8	325711	154314	171398	332
28245 &	Manufacture of earth-moving machinery					
28246	Pile drivers/ mortar spreaders etc.	2	169356	123873	45483	-280
2825	Food, beverage & tobacco machinery	28	3158071	1965925	1192146	-113
28253	Grain milling machinery	10	463404	356895	106509	-113
28256	Machinery for extractionof animal/vegetable fats/oils	2	19810	14483	5327	
28259	Food processing machinery	16	2674857	1594547	1080310	
2826	Textile, apparel & leather machinery	55	1947401	1292747	654654	133
28261	Textile machinery	27	1657136	1105043	552093	
28262	Equipment for textile machinery	4	31097	21892	9204	65
28266	Sewing machines	24	259169	165812	93357	67
2829	Other special-purpose machinery	3	65750	36954	28796	
28291 &	Machinery for paper pulp,paperboard product etc					
28292 &	Rubber & plastic products machinery					
28299	Others n.e.c.	3	65750	36954	28796	
29	MOTOR VEHICLES, TRAILERS AND SEMI	541	77893710	56444751	21397759	506168
291	Motor vehicles	10	43158128	33507171	9611358	11603
2910	Motor vehicles	10	43158128	33507171	9611358	11603
29101 &	Passenger cars, commercial busses etc.					
29102	Motor vehicle engines, chassis etc.	7	42288977	32929007	9320371	11603
29103	Other motor vehicles	3	869151	578164	290987	
292	Motor vehicle bodies, trailers etc	114	1588042	866782	720916	-18913
2920	Motor bodies, trailers & semi-trailers	114	1588042	866782	720916	-18913
29201	Bodies for motor vehicles	13	140255	72158	68096	2738
29202	Trailers & semi-trailers	101	1447787	794624	652820	-21651
293	Parts & accessories for motor vehicles	417	33147540	22070798	11065485	513478
2930	Parts & accessories for motor vehicles	417	33147540	22070798	11065485	513478
29301	Parts & accessories for motor vehicles	417	33147540	22070798	11065485	513478
30	OTHER TRANSPORT EQUIPMENT	157	78831977	58846629	19985347	324657
309	Transport equipment n.e.c.	157	78831977	58846629	19985347	324657
3091	Motorcycles	146	77903253	58158152	19745101	324657
30911	Motorcycles, engines for motorcycles	21	71430945	53999761	17431184	323776
30912	Parts & accessories for motorcycles.	125	6472308	4158391	2313917	881
3092	Bicycles & invalid carriages	11	928723	688478	240246	
30921 &	Non-motorized bicycles & parts etc.					
30922	Invalid/baby carriages, their parts/accessories, etc.	11	928723	688478	240246	
31	FURNITURE	1061	39494309	21656021	17814354	-1574
310	Furniture	1061	39494309	21656021	17814354	-1574
3100	Furniture	1061	39494309	21656021	17814354	-1574
31001	Furniture & fixtures.	469	30000020	16423109	13556110	-3682
31003	manufacture of office furniture	8	224180	144464	79716	26
31004	Furniture for kitchen bedrooms etc.	582	9125109	4991148	4130828	1732
31005	Laboratory benches/ laboratory furniture	2	145000	97300	47700	350
32	OTHER MANUFACTURING	1367	87362108	47280980	40065392	101594
321	Jewellery, bijouterie etc	28	2108695	1277400	831295	53
3211	Jewellery & related articles	26	2100659	1273357	827302	53
32113 &	Jewellery, goldsmiths' articles.					
32114	Metal watchs, watch straps & cigarette cases etc.	26	2100659	1273357	827302	53
3212	Imitation jewellery & related articles	2	8036	4043	3993	
32121	Costume or imitation jewellery.	2	8036	4043	3993	
322	Musical instruments	10	115120	53963	61157	-26

TABLE - 10.0 **CENSUS VALUE ADDED** **PUNJAB**

2015-16

Value in '000' Rs

Census value added at producer prices	Sales Tax (Net)	Census value added at market prices	District/Provincial Taxes & land/vehicles tax	Census value added at factor cost	Industry Code
8	9	10	11	12	1
135885		135885	75	135810	28198
3751690	4275	3755965	478	3737665	28199
14701274	2860402	17561676	113372	14581072	282
12419268	2731439	15150707	43813	12370359	2821
8217926	2679702	10897628		8217926	28211
219608	31	219640	17633	201929	28213
329105	1160	330265	240	326404	28214
338095	350	338445	1435	334148	28215
8255		8255		8255	28216 & 28217
3306279	50196	3356475	24505	3281697	28219
179547	1533	181080	396	177490	2822
124102		124102	104	123997	28222
33240		33240	267	32973	28223
5854		5854	25	5829	28224
16352	1533	17885		14691	28227
226842		226842	2557	224233	2824
9909		9909		9909	28242
171730		171730	2546	168852	28243
45203		45203	11	45472	28245 & 28246
1192034	127398	1319432	24932	1167214	2825
106397	2781	109178	795	105714	28253
5327		5327	210	5117	28256
1080310	124617	1204927	23927	1056383	28259
654787	31	654818	41674	612980	2826
552093		552093	41358	510735	28261
9270		9270	84	9120	28262
93424	31	93455	232	93125	28266
28796		28796		28796	2829
28796		28796		28796	28291 & 28292 & 28299
21903927	8416703	30320630	58107	21339652	29
9622961	6900946	16523907	124	9611234	291
9622961	6900946	16523907	124	9611234	2910
9331974	6900946	16232920	124	9320247	29101 & 29102
290987		290987		290987	29103
702004	513	702517	14958	705958	292
702004	513	702517	14958	705958	2920
70835		70835	137	67959	29201
631169	513	631682	14821	637999	29202
11578962	1515244	13094206	43025	11022459	293
11578962	1515244	13094206	43025	11022459	2930
11578962	1515244	13094206	43025	11022459	29301
20310005	8341365	28651369	216971	19768376	30
20310005	8341365	28651369	216971	19768376	309
20069759	8340712	28410471	216903	19528198	3091
17754961	8193619	25948579	209450	17221734	30911
2314798	147093	2461892	7453	2306464	30912
240246	653	240899	67	240178	3092
240246	653	240899	67	240178	30921 & 30922
17812780	370479	18183258	99304	17715050	31
17812780	370479	18183258	99304	17715050	310
17812780	370479	18183258	99304	17715050	3100
13552428	342453	13894880	81500	13474610	31001
79742	17316	97058	28	79688	31003
4132560	4210	4136770	17776	4113052	31004
48050	6500	54550		47700	31005
40166987	487220	40654207	48161	40017231	32
831347	189	831537	178	831117	321
827354	189	827544	178	827124	3211
827354	189	827544	178	827124	32113 & 32114
3993		3993		3993	3212
3993		3993		3993	32121
61131	659	61790	39	61118	322

TABLE - 10.0 **CENSUS VALUE ADDED** **PUNJAB**

2015-16

Value in '000' Rs

Industry Code	Industry Major Groups & Industries	No. of establishments	Total production at basic prices	Total Industrial Cost	Census value added at basic prices	Import/Excise Duty/less subsidy
1	2	3	4	5	6	7
3220	Musical instruments	10	115120	53963	61157	-26
32201 &	Stringed instruments, harmoniums etc.					
32202	Musical instruments & parts.	10	115120	53963	61157	-26
323	Sports goods	382	42431972	22905807	19523473	-2549
3230	Sports goods	382	42431972	22905807	19523473	-2549
32301	Foot balls.	120	18994751	8902446	10090257	-21601
32302	Rackets, bats.	31	1235557	615529	620028	782
32309	Other sports articles/ equipment etc.	231	22201663	13387832	8813188	18270
324	Games & toys	12	342755	212381	130373	
3240	Games & toys	12	342755	212381	130373	
32401	Dolls, toy animals etc.	12	342755	212381	130373	
325	Medical & dental instruments & supplies	895	37705950	20291260	17412887	86832
3250	Medical & dental instruments & supplies	895	37705950	20291260	17412887	86832
32501	Surgical drapes/ sterile string etc	22	11316667	6817160	4499507	
32505	Surgical, dental/ veterinary furniture.	6	75112	42521	32591	
32506	Dental instruments/ orthopaedic devices	46	1099375	570936	528439	2432
32509	Others n.e.c.	821	25214796	12860643	12352350	84400
329	Other manufacturing n.e.c.	40	4657618	2540168	2106208	17285
3290	Other manufacturing n.e.c.	40	4657618	2540168	2106208	17285
32902	Brooms & brushes.	22	1151012	693059	446712	3806
32903	Pens, pencils & stamps etc.	6	3021161	1581999	1439162	13479
32909	Others n.e.c.	12	485446	265111	220334	

TABLE - 10.0 **CENSUS VALUE ADDED** **PUNJAB**

2015-16

Value in '000' Rs

Census value added at producer prices	Sales Tax (Net)	Census value added at market prices	District/Provincial Taxes & land/vehicles tax	Census value added at factor cost	Industry Code
8	9	10	11	12	1
61131	659	61790	39	61118	3220
61131	659	61790	39	61118	32201 & 32202
19520924	279856	19800780	13801	19509672	323
19520924	279856	19800780	13801	19509672	3230
10068655	213863	10282519	3641	10086615	32301
620809	3039	623849	124	619903	32302
8831459	62954	8894412	10035	8803153	32309
130373		130373		130373	324
130373		130373		130373	3240
130373		130373		130373	32401
17499718	199566	17699285	29202	17383684	325
17499718	199566	17699285	29202	17383684	3250
4499507		4499507		4499507	32501
32591	249	32839	11	32580	32505
530871	841	531712	637	527802	32506
12436749	198477	12635227	28554	12323796	32509
2123493	6949	2130442	4941	2101267	329
2123493	6949	2130442	4941	2101267	3290
450517	4214	454732	4559	442152	32902
1452641	2735	1455376	347	1438815	32903
220334		220334	35	220299	32909

TABLE - 11.0 **CONTRIBUTION TO GDP** **PUNJAB**

2015-16

Value in '000' Rs

Industry Code	Industry Major Groups & Industries	No. of establishments	Census Value Added at Market Price	Non Industrial Receipts	Non Industrial Payments	Contribution to GDP at Market Price	Sales Tax (Net)
1	2	3	4	5	6	7	8
C	**ALL INDUSTIRES**	**32256**	**1986599005**	**2665458**	**294054154**	**1695210309**	**193870421**
10	FOOD PRODUCTS	3385	353685252	211258	59258792	294637718	23913405
101	Processing & preserving of meat	14	4753652	1241	941607	3813287	16162
1010	Processing & preserving of meat	14	4753652	1241	941607	3813287	16162
10102	Fresh, chilled or frozen meat	5	220780		36796	183984	
10104 &	Meat products						
10107	Processing of animal offal	9	4532872	1241	904811	3629303	16162
103	Processing of fruit/ vegetables	15	1418896		374286	1044610	352698
1030	Processing/ preserving of fruit/ vegetables	15	1418896		374286	1044610	352698
10302	Preserving of fruit, nuts or vegetables	6	68841			68841	
10304	Fruit or vegetable juices.	3	195225		60941	134284	
10305	Jams, jellies & marmalades	6	1154830		313345	841485	352698
104	Vegetable & animal oils/ fats	504	43339028	17207	4592997	38763238	1315573
1040	Vegetable & animal oils & fats	504	43339028	17207	4592997	38763238	1315573
10401	Crude / refined vegetable oils	317	38388308	15225	4354232	34049301	1311297
10405	Cotton linters.	74	3412698	113	166908	3245903	3352
10406	Oilcakes & others	113	1538022	1869	71856	1468034	924
105	Dairy products	82	100344469	2620	33575046	66772042	11017577
1050	Dairy products	82	100344469	2620	33575046	66772042	11017577
10501	fresh liquid milk & milk-based drinks	18	90399196		30479425	59919771	8554268
10504	Butter/ cheese etc.	17	856968		202489	654479	75919
10506	Ice cream & other edible ice.	43	9035322	2620	2890968	6146975	2387360
10509	Others n.e.c.	4	52983		2165	50818	30
106	Grain mill products, starches etc	1807	86594612	153148	5863144	80884616	149839
1061	Grain mill products	1805	86574132	153148	5854557	80872724	149839
10611	Grain milling.	664	49662846	39465	3549556	46152755	54537
10612	Rice milling.	1075	35370296	113526	2204016	33279806	35217
10613	Vegetable milling	64	1342114	157	82351	1259920	431
10614	Cereal breakfast foods	2	198876		18634	180242	59654
1062	Starches & starch products	2	20480		8588	11892	
10623	Glucose/ glucose syrup etc	2	20480		8588	11892	
107	Other food products	834	84275085	36849	12335955	71975979	9606248
1071	Bakery products	647	12709655	6413	1427791	11288277	497538
10711	Bread & rolls	40	1800838	108	147253	1653693	118143
10712	Pastry, cakes, pies etc.	91	1857920	1778	346340	1513357	69713
10713	Rusks, biscuits & bakery products	272	6417852	4157	702701	5719308	293357
10719	Others n.e.c.	244	2633046	371	231497	2401920	16325
1072	Sugar	43	63575977	30436	8384862	55221551	8981369
10721	Sugar & sugar substitutes	43	63575977	30436	8384862	55221551	8981369
1073	Chocolate & sugar confectionery	48	1766639		259493	1507146	79982
10732	Chocolate & sugar confectionery	45	1750907		258713	1492194	79382
10733	Chewing gum	3	15732		780	14952	600
1074	Macaroni, noodles, pasta etc.	16	284444		94417	190027	6117
10741	Pastas/ macaroni etc	16	284444		94417	190027	6117
1079	Other food products n.e.c.	80	5938370		2169392	3768978	41241
10792	Blending of tea & mate	3	2254480		1617764	636716	
10796	Spices, sauces & condiments	11	162516		4048	158468	
10798	Processing of salt	20	184777		51134	133644	293
10799	Others n.e.c.	46	3336597		496447	2840150	40948
108	Prepared animal feeds	129	32959510	192	1575756	31383945	1455309
1080	Prepared animal feeds	129	32959510	192	1575756	31383945	1455309
10802	Prepared feeds for farm animals	129	32959510	192	1575756	31383945	1455309
11	BEVERAGES	73	110252304	169449	31717456	78704297	23693720
110	Beverages	73	110252304	169449	31717456	78704297	23693720
1104	Soft drinks, mineral waters etc	73	110252304	169449	31717456	78704297	23693720
11041	Non-alcoholic beverages	22	15068215		4369752	10698464	3436188
11042	Natural mineral waters/ bottled waters	29	3442342		830142	2612201	192522
11043	Soft drinks like lemonade, cola etc.	22	91741747	169449	26517562	65393633	20065009
12	TOBACCO PRODUCTS	8	104198315		5634359	98563956	17952239
120	Tobacco products	8	104198315		5634359	98563956	17952239
1200	Tobacco products	8	104198315		5634359	98563956	17952239
12001	Tobacco products & substitutes etc.	6	104167089		5633359	98533730	17952239
12009	Others n.e.c.	2	31226		1000	30226	
13	TEXTILES	5967	413806582	375882	70863172	343319292	13778174
131	Spinning, weaving, finishing of textile	4510	379331848	364117	67298725	312397240	13524637
1311	Spinning of textile fibres	579	202640815	289046	34019405	168910456	9939051
13112	Spinning of yarn or thread	579	202640815	289046	34019405	168910456	9939051
1312	Weaving of textiles	3607	151266441	69025	30395709	120939757	2995764
13121	Broad woven fabrics	3522	147288383	64720	30143603	117209500	2831992
13122	Other broad woven fabrics etc.	2	917671	1819	103273	816217	155485

TABLE - 11.0 **CONTRIBUTION TO GDP** **PUNJAB**

2015-16

Value in '000' Rs

Contribution to GDP at Producer Price	Excise Duty & Other Taxes less Subsidies	Contribution to GDP at Basic Price	District/Provincial Taxes and Land/Vehicle Tax	Contribution to GDP at Factor Cost	Industry Code
9	10	11	12	13	1
1501339888	**70344388**	**1430995500**	**13722367**	**1417273134**	**C**
270724313	4356908	266367405	1163472	265203933	10
3797125		3797125	35400	3761725	101
3797125		3797125	35400	3761725	1010
183984		183984	591	183393	10102
					10104 &
3613141		3613141	34809	3578332	10107
691912		691912	600	691312	103
691912		691912	600	691312	1030
68841		68841	295	68546	10302
134284		134284	282	134002	10304
488786		488786	23	488764	10305
37447665	1545614	35902052	386216	35515836	104
37447665	1545614	35902052	386216	35515836	1040
32738004	1538194	31199810	356116	30843694	10401
3242551	7590	3234961	17571	3217390	10405
1467110	-171	1467281	12529	1454751	10406
55754466	618761	55135705	145245	54990459	105
55754466	618761	55135705	145245	54990459	1050
51365502	628251	50737251	101566	50635685	10501
578560	-9518	588078	2992	585086	10504
3759615	23	3759591	40685	3718907	10506
50788	4	50784	2	50782	10509
80734778	-346620	81081397	296993	80784404	106
80722885	-346620	81069505	296993	80772512	1061
46098219	-226187	46324406	100843	46223563	10611
33244589	-107384	33351973	194247	33157726	10612
1259490	-13049	1272538	1903	1270635	10613
120588		120588		120588	10614
11892		11892		11892	1062
11892		11892		11892	10623
62369732	1192295	61177437	150296	61027140	107
10790740	58948	10731792	91283	10640509	1071
1535550	12	1535538	673	1534865	10711
1443644	-427	1444071	4548	1439523	10712
5425950	59258	5366692	21652	5345040	10713
2385595	105	2385489	64409	2321080	10719
46240181	1170999	45069183	21680	45047503	1072
46240181	1170999	45069183	21680	45047503	10721
1427164	-44154	1471318	10685	1460633	1073
1412812	-44154	1456966	10685	1446281	10732
14352		14352		14352	10733
183910	6476	177434	57	177377	1074
183910	6476	177434	57	177377	10741
3727737	27	3727710	26592	3701118	1079
636716		636716		636716	10792
158468		158468	748	157720	10796
133350		133350	94	133257	10798
2799202	27	2799176	25750	2773425	10799
29928636	1346858	28581779	148722	28433057	108
29928636	1346858	28581779	148722	28433057	1080
29928636	1346858	28581779	148722	28433057	10802
55010577	10744328	44266250	13791	44252459	11
55010577	10744328	44266250	13791	44252459	110
55010577	10744328	44266250	13791	44252459	1104
7262275	6543	7255732	779	7254953	11041
2419678	19138	2400541	7694	2392847	11042
45328624	10718647	34609977	5317	34604660	11043
80611717	60368473	20243243	230114	20013129	12
80611717	60368473	20243243	230114	20013129	120
80611717	60368473	20243243	230114	20013129	1200
80581491	60368473	20213017	229964	19983053	12001
30226		30226	150	30076	12009
329541117	446717	329094400	1368909	327725491	13
298872603	322785	298549818	803788	297746030	131
158971405	303673	158667732	233771	158433961	1311
158971405	303673	158667732	233771	158433961	13112
117943993	-30574	117974567	291548	117683019	1312
114377508	-30546	114408054	262844	114145210	13121
660732		660732		660732	13122

TABLE - 11.0 **CONTRIBUTION TO GDP** **PUNJAB**

2015-16

Value in '000' Rs

Industry Code	Industry Major Groups & Industries	No. of establishments	Census Value Added at Market Price	Non Industrial Receipts	Non Industrial Payments	Contribution to GDP at Market Price	Sales Tax (Net)
1	2	3	4	5	6	7	8
13129	Others n.e.c.	83	3060387	2486	148833	2914040	8288
1313	Finishing of textiles	324	25424592	6046	2883611	22547027	589822
13131	Bleaching & dyeing of fabrics	324	25424592	6046	2883611	22547027	589822
139	Other textiles	1457	34474734	11765	3564447	30922052	253538
1392	Made-up textile articles	271	21806983		2568540	19238443	120460
13921	Madeup articles of any textile material	212	15293324		1410149	13883175	102171
13922	Made-up furnishing articles	47	6062970		1085628	4977342	17814
13929	Others n.e.c.	12	450689		72762	377927	475
1393	Carpets & rugs	67	1247948	1634	223960	1025622	13679
13930	Floor coverings like carpets, rugs etc.	67	1247948	1634	223960	1025622	13679
1394	Cordage, rope, twine & netting	18	221948		25927	196020	
13941	Twine, cordage, rope etc.	18	221948		25927	196020	
1399	Other textiles n.e.c.	1101	11197855	10131	746020	10461966	119398
13991	Labels/ badges etc.	45	497237		25179	472058	5124
13992	Tulles/ laces & other net fabrics	1023	9900661	10131	673953	9236838	114274
13999	Others n.e.c.	33	799958		46887	753070	
14	WEARING APPAREL	1713	125690014	44324	17380470	108353868	1294820
141	Wearing apparel	1582	105918591	44324	17126645	88836271	832624
1410	Wearing apparel	1582	105918591	44324	17126645	88836271	832624
14101	Wearing apparel of leather	157	8925933	55	1171404	7754584	51718
14102	Outerwear/ work wear	757	76497593	29991	14316088	62211496	668929
14103	Underwear/ nightwear	161	7086522	7947	456996	6637473	19120
14104	Babies' garments/ tracksuits etc.	20	2283625		168927	2114698	7238
14105 &	Other clothing accessories						
14109	Others n.e.c.	487	11124917	6331	1013229	10118019	85618
143	Knitted & crocheted apparel	131	19771422		253825	19517597	462196
1430	Knitted & crocheted apparel	131	19771422		253825	19517597	462196
14301	Knitted or crocheted wearing apparel	30	1336302		131598	1204704	1456
14302	Hosiery, socks, tights & pantyhose etc	101	18435120		122227	18312893	460741
15	LEATHER PRODUCTS	998	45820590	9517	7744724	38085383	2748616
151	Tanning of leather & leather products	294	13293848		1824831	11469017	66319
1511	Tanning & dressing of leather	258	7912663		684175	7228488	63056
15111	Tanning/ dressing of hides & skins	253	7899087		683775	7215312	63056
15119	Others n.e.c.	5	13576		400	13176	
1512	Luggage, h&bags, saddlery etc.	36	5381185		1140656	4240529	3263
15121	Luggage, h&bags etc.	26	4542344		982616	3559727	1127
15122	Articles of leather etc.	10	838841		158040	680801	2137
152	Footwear	704	32526742	9517	5919893	26616366	2682297
1520	Footwear	704	32526742	9517	5919893	26616366	2682297
15201	Footwear	698	32444446	9517	5916074	26537889	2672251
15202	Leather parts of footwear etc.	6	82296		3818	78478	10045
16	WOOD AND WOOD PRODUCTS	596	5465871	11784	332385	5145271	214144
161	Sawmilling & planning of wood	142	671555	368	53626	618297	8527
1610	Sawmilling & planning of wood	142	671555	368	53626	618297	8527
16101	Sawing & planning of wood	142	671555	368	53626	618297	8527
162	Products of wood, cork, straw etc.	454	4794316	11416	278759	4526973	205617
1621	Veneer sheets & wood-based panels	47	2703804	46	134779	2569072	177412
16211	Manufacture of veneer sheets	6	297521		9298	288223	
16212	Plywood/ veneer panel/ laminated sheets	35	1815860	46	58153	1757754	100596
16213	Particle board/ densified wood etc.	6	590423		67328	523095	76816
1622	Builders' carpentry & joinery	120	854643	3511	49821	808333	10970
16221	Wooden goods of construction industry	120	854643	3511	49821	808333	10970
1623	Wooden containers	180	642330	7401	58454	591277	17140
16231	Packing boxes, crates, drums of wood	180	642330	7401	58454	591277	17140
1629	Other wood products	107	593538	458	35705	558291	95
16291	Wood products	107	593538	458	35705	558291	95
17	PAPER AND PAPER PRODUCTS	530	21214893	480	2328703	18886670	2484716
170	Paper & paper products	530	21214893	480	2328703	18886670	2484716
1701	Pulp, paper & paperboard	195	8515322	171	988621	7526872	794569
17013	Paper & paperboard	192	8418201	171	982212	7436160	753285
17019	Others n.e.c.	3	97121		6409	90712	41284
1702	Corrugated paper/ paperboard & containers	316	12055796	309	1191845	10864260	1671251
17021	Corrugated paper/ paperboard containers	309	11633147	186	1103860	10529473	1671251
17022	Sacks, bags & similar articles of paper	7	422649	123	87985	334787	
1709	Other articles of paper & paperboard	19	643776		148237	495538	18895
17091	Personal hygiene paper product	8	271838		20459	251380	
17099	Others n.e.c.	11	371937		127779	244159	18895
18	PRINTING/REPRODUCTION OF RECORDED MEDIA	270	7380632	8525	1290203	6098954	288692
181	Printing	270	7380632	8525	1290203	6098954	288692
1811	Printing	267	7295069	8525	1286998	6016596	288692

TABLE - 11.0 **CONTRIBUTION TO GDP** **PUNJAB**

2015-16

Value in '000' Rs

Contribution to GDP at Producer Price	Excise Duty & Other Taxes less Subsidies	Contribution to GDP at Basic Price	District/Provincial Taxes and Land/Vehicle Tax	Contribution to GDP at Factor Cost	Industry Code
9	10	11	12	13	1
2905753	-28	2905781	28704	2877078	13129
21957205	49687	21907518	278469	21629049	1313
21957205	49687	21907518	278469	21629049	13131
30668514	123931	30544582	565121	29979461	139
19117983	125773	18992210	61827	18930383	1392
13781004	125668	13655336	44449	13610887	13921
4959528	105	4959422	16736	4942686	13922
377451		377451	642	376810	13929
1011942	3560	1008383	16675	991708	1393
1011942	3560	1008383	16675	991708	13930
196020		196020	604	195416	1394
196020		196020	604	195416	13941
10342568	-5402	10347970	486015	9861955	1399
466934		466934	425	466509	13991
9122564	-5402	9127965	379149	8748816	13992
753070		753070	106440	646630	13999
107059047	-126360	107185408	688626	106496781	14
88003646	-72222	88075868	371251	87704618	141
88003646	-72222	88075868	371251	87704618	1410
7702866	-34722	7737588	20556	7717033	14101
61542567	-27038	61569605	288312	61281294	14102
6618352	-19641	6637993	24484	6613509	14103
2107460	-155	2107615	10117	2097498	14104
10032401	9335	10023066	27783	9995284	14105 & 14109
19055401	-54138	19109539	317376	18792164	143
19055401	-54138	19109539	317376	18792164	1430
1203248	393	1202855	2144	1200711	14301
17852153	-54532	17906684	315232	17591453	14302
35336767	31819	35304948	168907	35136041	15
11402697	-17263	11419960	91748	11328212	151
7165432	-17113	7182545	91086	7091458	1511
7152256	-17113	7169369	91086	7078282	15111
13176		13176		13176	15119
4237265	-150	4237415	662	4236754	1512
3558601	-150	3558751	635	3558116	15121
678665		678665	27	678638	15122
23934070	49082	23884988	77159	23807829	152
23934070	49082	23884988	77159	23807829	1520
23865637	49082	23816555	76913	23739642	15201
68432		68432	245	68187	15202
4931127	-34994	4966121	27664	4938458	16
609770	-50068	659838	1786	658052	161
609770	-50068	659838	1786	658052	1610
609770	-50068	659838	1786	658052	16101
4321357	15074	4306283	25877	4280406	162
2391660		2391660	4336	2387324	1621
288223		288223	90	288133	16211
1657158		1657158	4196	1652962	16212
446279		446279	50	446229	16213
797363	3052	794311	2468	791843	1622
797363	3052	794311	2468	791843	16221
574138	8857	565280	16679	548602	1623
574138	8857	565280	16679	548602	16231
558195	3164	555031	2394	552636	1629
558195	3164	555031	2394	552636	16291
16401955	16681	16385274	151003	16234271	17
16401955	16681	16385274	151003	16234271	170
6732303	1255	6731048	49137	6681911	1701
6682875	1255	6681620	49137	6632483	17013
49428		49428		49428	17019
9193008	3547	9189461	101579	9087883	1702
8858221	3550	8854672	95505	8759166	17021
334787	-2	334790	6073	328716	17022
476643	11879	464765	287	464478	1709
251380		251380	208	251172	17091
225264	11879	213385	79	213306	17099
5810262	476	5809786	58643	5751143	18
5810262	476	5809786	58643	5751143	181
5727904	476	5727428	58643	5668785	1811

TABLE - 11.0 **CONTRIBUTION TO GDP** **PUNJAB**

2015-16

Value in '000' Rs

Industry Code	Industry Major Groups & Industries	No. of establishments	Census Value Added at Market Price	Non Industrial Receipts	Non Industrial Payments	Contribution to GDP at Market Price	Sales Tax (Net)
1	2	3	4	5	6	7	8
18111	Printing of newspapers/ magazines	2	1196577	2794	615196	584175	16945
18112	Printing of books, brochures, maps etc	126	2514967	5246	300107	2220106	28758
18114	Printing of diaries & calendars etc	8	61233		4574	56660	
18115	Printing on textile, glass, metal, wood	126	3491546	485	364234	3127797	242646
18119	Other printing n.e.c.	5	30745		2887	27858	343
1812	Service related to printing	3	85563		3205	82358	
18121 &	Binding of printed sheets						
18124	Preparation of plates & dies	3	85563		3205	82358	
19	COKE AND REFINED PETROLEUM PRODUCTS	34	18939251	92348	2328488	16703111	2125526
192	Refined petroleum products	34	18939251	92348	2328488	16703111	2125526
1920	Refined petroleum products	34	18939251	92348	2328488	16703111	2125526
19201	Production of motor fuel/ kerosene etc.	3	14508512	91833	2271025	12329320	2064736
19203	Oil-based lubricating oils or greases	24	4322296	515	47815	4274996	60790
19205 &	White spirit, vaseline, paraffin wax						
19207	Blending of bio fuels	7	108443		9648	98795	
20	CHEMICALS AND CHEMICAL PRODUCTS	594	189866412	28500	39228182	150666731	35793415
201	Basic chemicals, fertilizers etc.	237	116411842	19638	22722420	93709061	20280355
2011	Basic chemicals	107	33044909	1937	4557428	28489417	8102222
20111	Inorganic industrial/ medical gases	12	743792		18348	725444	37902
20112	Dyes & pigments in basic form	28	4426468		706981	3719486	233073
20113	Manufacture of inorganic acids & bases	26	10214103	1418	1080193	9135328	1382404
20114	Chemical elements & other inorganic compounds	2	7695		825	6870	
20115	Basic organic chemicals	28	17385881	519	2715766	14670634	6442740
20119	Others n.e.c.	11	266970		35316	231654	6104
2012	Fertilizers & nitrogen compounds	16	77326025	16278	17668941	59673362	11060689
20121 &	Fertilizers						
20122	Nitrogen products	16	77326025	16278	17668941	59673362	11060689
2013	Plastics & synthetic rubber	114	6040909	1423	496050	5546282	1117444
20131	Plastics in primary forms	114	6040909	1423	496050	5546282	1117444
202	Other chemical products	350	73021484	8462	16471375	56558571	15479888
2021	Pesticides/ agrochemical products etc	50	7918451		1040501	6877950	653314
20211	Insecticides/ fungicides/ herbicides	50	7918451		1040501	6877950	653314
2022	Paints, varnishes & printing ink etc.	96	17226870	535	4809534	12417871	3648205
20221	Paints & varnishes etc	88	16970970	535	4769609	12201896	3648205
20225	Caulking compounds etc	2	31952		12332	19620	
20227	Printing ink	6	223948		27593	196355	
2023	Soap, perfumes & toilet preparations	130	40285841	7800	9964844	30328798	10596795
20232	Soap	87	4172264	264	890437	3282091	993847
20234	Detergent, dish-washing preparation etc	7	1247795	4692	140482	1112004	112477
20235	Cleaning & polishing products	10	274871	1674	78867	197678	31462
20236 &	Perfumes & toilet preparations						
20239	Others n.e.c.	26	34590912	1170	8855058	25737024	9459008
2029	Other chemical products n.e.c.	74	7590322	126	656495	6933953	581574
20291	Propellant powders/ explosives	28	1446870	35	73920	1372985	302653
20292	Gelatine/ glues & prepared adhesives	23	4508243		324567	4183676	161672
20293 &	Aromatic/odoriferous/distilled waters products						
20298	Matches	10	307337		21157	286180	31506
20299	Others n.e.c.	13	1327872	91	236852	1091111	85743
203	Man-made fibres	7	433086	400	34388	399098	33171
2030	Man-made fibres	7	433086	400	34388	399098	33171
20301	Synthetic or artificial filament tow	3	356171	400	26498	330073	33171
20303	Synthetic or artificial filament yarn	4	76915		7890	69025	
21	BASIC PHARMACEUTICAL PRODUCTS	252	39909105	30220	9759708	30179617	95964
210	Pharmaceuticals	252	39909105	30220	9759708	30179617	95964
2100	Pharmaceuticals	252	39909105	30220	9759708	30179617	95964
21001	Medicinal active substances	200	32404924	5161	6707808	25702277	95909
21003	Medicaments/ homeopathic preparations	40	7298244	18784	3035784	4281244	
21009	Other such activities n.e.c.	12	205938	6275	16116	196097	55
22	RUBBER AND PLASTICS PRODUCTS	868	31728817	27191	1710187	30045821	5261994
221	Rubber products	105	7674462	63	519380	7155145	2333857
2211	Rubber tyres & tubes	16	5853981		436362	5417619	2249913
22111	Rubber tyres	14	5837310		433918	5403392	2249913
22112	Inner tubes for tyres	2	16671		2444	14227	
2219	Other rubber products	89	1820481	63	83018	1737526	83945
22191	Other products of rubber	89	1820481	63	83018	1737526	83945
222	Plastics products	763	24054355	27128	1190807	22890676	2928136
2220	Plastics products	763	24054355	27128	1190807	22890676	2928136
22201	Plastic products for packing of goods	370	20191779	25184	932101	19284861	2826309
22202	Builders' plastics ware	47	750710		53438	697271	9545
22203	Plastic tableware, kitchenware etc	183	1353253	494	83301	1270446	13098
22209	Other diverse plastic products	163	1758614	1450	121966	1638098	79184

TABLE - 11.0 **CONTRIBUTION TO GDP** **PUNJAB**

2015-16

Value in '000' Rs

Contribution to GDP at Producer Price	Excise Duty & Other Taxes less Subsidies	Contribution to GDP at Basic Price	District/Provincial Taxes and Land/Vehicle Tax	Contribution to GDP at Factor Cost	Industry Code
9	10	11	12	13	1
567230		567230		567230	18111
2191348	-3769	2195117	10099	2185018	18112
56660		56660		56660	18114
2885151	4245	2880906	48532	2832374	18115
27515		27515	12	27503	18119
82358		82358		82358	1812
82358		82358		82358	18121 & 18124
14577585	922256	13655329	7531257	6124073	19
14577585	922256	13655329	7531257	6124073	192
14577585	922256	13655329	7531257	6124073	1920
10264584	922256	9342328	7531177	1811151	19201
4214206		4214206	80	4214127	19203
98795		98795		98795	19205 & 19207
114873316	-13668634	128541950	290662	128251288	20
73428706	-13967656	87396362	78394	87317969	201
20387195	191629	20195566	2442	20193124	2011
687542		687542		687542	20111
3486413		3486413	27	3486387	20112
7752925	5494	7747430	1106	7746324	20113
6870		6870	8	6862	20114
8227895	186134	8041761	1302	8040459	20115
225551		225551		225551	20119
48612673	-14172205	62784878	1703	62783175	2012
48612673	-14172205	62784878	1703	62783175	20121 & 20122
4428838	12920	4415919	74249	4341670	2013
4428838	12920	4415919	74249	4341670	20131
41078683	287506	40791177	212214	40578963	202
6224636	180480	6044156	20793	6023363	2021
6224636	180480	6044156	20793	6023363	20211
8769666	12497	8757169	3751	8753418	2022
8553691	12497	8541194	3751	8537443	20221
19620		19620		19620	20225
196355		196355		196355	20227
19732002	24689	19707313	16484	19690829	2023
2288244	-7178	2295421	15549	2279872	20232
999527	31801	967726	287	967439	20234
166216		166216		166216	20235
16278016	66	16277950	648	16277302	20236 & 20239
6352379	69840	6282539	171185	6111353	2029
1070332		1070332	974	1069358	20291
4022004	59551	3962453	61189	3901263	20292
254674		254674	18	254656	20293 & 20298
1005369	10289	995080	109004	886075	20299
365927	11517	354410	54	354356	203
365927	11517	354410	54	354356	2030
296902	11517	285385	54	285331	20301
69025		69025		69025	20303
30083653	80811	30002842	103677	29899165	21
30083653	80811	30002842	103677	29899165	210
30083653	80811	30002842	103677	29899165	2100
25606368	79321	25527047	84391	25442656	21001
4281244	1446	4279798	18906	4260891	21003
196042	44	195998	380	195618	21009
24783827	183420	24600407	162973	24437433	22
4821288	919	4820368	8652	4811716	221
3167706	549	3167157	157	3167000	2211
3153479	549	3152930	107	3152823	22111
14227		14227	50	14177	22112
1653581	370	1653211	8496	1644716	2219
1653581	370	1653211	8496	1644716	22191
19962539	182501	19780038	154321	19625717	222
19962539	182501	19780038	154321	19625717	2220
16458552	235029	16223524	124807	16098717	22201
687726	2405	685321	196	685125	22202
1257347	5238	1252109	16139	1235970	22203
1558914	-60171	1619085	13179	1605906	22209

TABLE - 11.0 **CONTRIBUTION TO GDP** **PUNJAB**

2015-16

Value in '000' Rs

Industry Code	Industry Major Groups & Industries	No. of establishments	Census Value Added at Market Price	Non Industrial Receipts	Non Industrial Payments	Contribution to GDP at Market Price	Sales Tax (Net)
1	2	3	4	5	6	7	8
23	OTHER NON-METALLIC MINERAL PRODUCTS	10055	249510133	1411196	14303095	236618234	28211859
231	Glass & glass products	56	12781159	6692	1851967	10935884	2436317
2310	Glass & glass products	56	12781159	6692	1851967	10935884	2436317
23101	Flat glass/ glass paving blocks	20	11703035		1723147	9979889	2285965
23102	Glass mirror/ bottle/ drinking glass	10	511829	6585	96294	422120	145686
23103	Pharmaceutical glassware etc.	4	95208		4248	90960	
23109	Others glass products n.e.c.	22	471087	107	28279	442915	4666
239	Non-metallic mineral products n.e.c.	9999	236728973	1404504	12451128	225682350	25775542
2391	Refractory products	4	20566		832	19734	
23912	Manufacture of refractory ceramic goods	4	20566		832	19734	
2392	Clay building materials	9193	120082005	1391080	6029721	115443365	412066
23922	Non-refractory clay building materials	9156	119742387	1391080	6007202	115126265	401193
23923	Ceramic sanitary fixtures	37	339619		22519	317100	10873
2393	Other porcelain & ceramic products	165	4193123	571	200109	3993585	195587
23931	Ceramic tableware & domestic articles	158	3450734	571	133750	3317555	22775
23932	Electrical fittings of ceramics etc.	2	695562		49903	645659	172813
23939	Other porcelain & ceramic products	5	46826		16455	30371	
2394	Cement, lime & plaster	22	106903914	7513	5840544	101070884	25092083
23941	Clinkers & hydraulic cement	9	106843338	7513	5831968	101018883	25091073
23943	Plasters of calcined gypsum/ sulphate	13	60577		8576	52001	1010
2395	Articles of concrete, cement & plaster	321	3226643	954	225160	3002438	58430
23951	Precast concrete, cement or stone	241	2809659	954	193901	2616712	58430
23959	Other articles of concrete or cement	80	416984		31258	385726	
2396	Cutting, shaping & finishing of stone	280	2025283	4386	137452	1892217	9732
23961	Cutting, shaping & finishing of stone	280	2025283	4386	137452	1892217	9732
2399	Other non-metallic mineral products	14	277438		17311	260127	7644
23991	Millstones/abrasive products and polishing	6	23350		4901	18449	
23993	Mineral insulating materials	2	6467		607	5860	
23995 &	Articles of asphalt etc						
23999	Manufacture of other such products n.e.c.	6	247621		11803	235818	7644
24	BASIC METALS	714	51083811	14663	3929895	47168579	4541258
241	Basic iron & steel	454	45589701	14341	3739340	41864702	4160664
2410	Basic iron & steel	454	45589701	14341	3739340	41864702	4160664
24102 &	Pig iron/spiegeleisen/ferro-alloys & ferrous products						
24104	Remelting of scrap ingot of iron/ steel	64	6004242	139	329048	5675334	529811
24106	Hot/cold-rolled products of steel	303	31569464	14136	2711342	28872257	2106232
24108	Welded tubes & pipes of steel	73	7688915	66	692326	6996655	1524621
24109	Others n.e.c.	14	327080		6624	320456	
242	Basic precious & non-ferrous metals	92	3284659		94206	3190453	380013
2420	Basic precious & non-ferrous metals	92	3284659		94206	3190453	380013
24202	Aluminium & alloys	48	2171987		84736	2087251	378962
24203	Lead, zinc, tin & alloys from ores	4	12868		641	12227	616
24205 &	Copper alloys						
24206	Chrome, manganese, nickel & alloys etc	40	1099804		8829	1090976	434
243	Casting of metals	168	2209451	323	96350	2113424	581
2431	Casting of iron & steel	158	2172154	323	94451	2078025	581
24311	Casting of iron	124	1692357	323	80048	1612632	581
24312	Casting of steel	34	479797		14403	465393	
2432	Casting of non-ferrous metals	10	37297		1898	35398	
24324	Casting of precious metal castings	10	37297		1898	35398	
25	FABRICATED METAL PRODUCTS	1642	28739013	59134	1488846	27309301	771293
251	Structural metal products etc	396	10537369	24258	703993	9857633	536157
2511	Structural metal products	354	9651571	22805	596187	9078189	483925
25111	Metal framework/ skeleton etc	26	4700141		388133	4312008	439229
25112	Metal door, window, shutter, gates etc	279	2788163	22805	138696	2672273	9581
25119	Others n.e.c.	49	2163267		69358	2093909	35115
2512	Tanks, reservoirs & containers of metal	35	568190	12	77841	490362	
25121	Reservoirs, tanks & containers of metal	6	141966		4178	137788	
25122	Metal containers for gas	27	417346	12	72512	344846	
25123	Central heating boilers & radiators	2	8878		1150	7728	
2513	Steam generators	7	317608	1440	29966	289082	52233
25131 &	Steam/ vapour generator, condenser etc						
25132	Parts for marine or power boilers/ nuclear reactors etc	7	317608	1440	29966	289082	52233
252	Weapons & ammunition	3	839604	28647	43848	824403	
2520	Weapons & ammunition	3	839604	28647	43848	824403	
25201 &	Heavy weapons						
25202	Small arms	3	839604	28647	43848	824403	
259	Other fabricated metal products	1243	17362040	6230	741005	16627265	235136
2592	Treatment & coating of metals	5	16422		2265	14157	
25921 &	Plating, anodizing, s&blasting etc.						
25922	Colouring/engraving, non-metallic coating metals	5	16422		2265	14157	
2593	Cutlery, h& tools & general hardware	439	8113340	2319	163642	7952016	25765
25931	Cutlery	245	1687563	684	122375	1565872	24439

TABLE - 11.0 **CONTRIBUTION TO GDP** **PUNJAB**

2015-16

Value in '000' Rs

Contribution to GDP at Producer Price	Excise Duty & Other Taxes less Subsidies	Contribution to GDP at Basic Price	District/Provincial Taxes and Land/Vehicle Tax	Contribution to GDP at Factor Cost	Industry Code
9	10	11	12	13	1
208406375	5427992	202978383	635581	202342803	23
8499567	10590	8488977	19741	8469236	231
8499567	10590	8488977	19741	8469236	2310
7693924	7163	7686761	10650	7676111	23101
276434		276434	66	276368	23102
90960		90960		90960	23103
438249	3427	434822	9025	425797	23109
199906808	5417402	194489406	615839	193873567	239
19734		19734	92	19642	2391
19734		19734	92	19642	23912
115031299	-268676	115299976	520608	114779368	2392
114725072	-270696	114995768	520416	114475353	23922
306227	2020	304207	192	304015	23923
3797998	1773	3796224	7822	3788402	2393
3294780	1773	3293007	7757	3285250	23931
472846		472846		472846	23932
30371		30371	66	30305	23939
75978800	5662268	70316533		70316533	2394
75927810	5662241	70265569		70265569	23941
50991	27	50964		50964	23943
2944009	8083	2935925	35502	2900423	2395
2558282	8083	2550199	34869	2515330	23951
385726		385726	633	385093	23959
1882485	11149	1871336	42369	1828967	2396
1882485	11149	1871336	42369	1828967	23961
252483	2805	249678	9446	240232	2399
18449		18449		18449	23991
5860		5860	15	5845	23993
228174	2805	225369	9431	215938	23995 & 23999
42627321	319829	42307493	312567	41994926	24
37704038	277594	37426444	255098	37171347	241
37704038	277594	37426444	255098	37171347	2410
5145523	14002	5131521	25252	5106269	24102 & 24104
26766025	176429	26589597	218332	26371265	24106
5472034	81451	5390582	11077	5379505	24108
320456	5712	314744	436	314308	24109
2810440	42186	2768254	29161	2739093	242
2810440	42186	2768254	29161	2739093	2420
1708288	42186	1666103	25338	1640764	24202
11611		11611	5	11606	24203
1090541		1090541	3818	1086723	24205 & 24206
2112843	48	2112794	28308	2084486	243
2077444	48	2077396	28256	2049140	2431
1612051	48	1612002	26968	1585035	24311
465393		465393	1288	464105	24312
35398		35398	52	35346	2432
35398		35398	52	35346	24324
26538008	42842	26495166	150357	26344809	25
9321476	75273	9246203	71024	9175179	251
8594265	62844	8531421	68012	8463408	2511
3872779	3952	3868827	3594	3865233	25111
2662692	63891	2598801	33141	2565659	25112
2058794	-4999	2063793	31277	2032516	25119
490362		490362	316	490045	2512
137788		137788	15	137773	25121
344846		344846	301	344545	25122
7728		7728		7728	25123
236849	12429	224420	2695	221725	2513
236849	12429	224420	2695	221725	25131 & 25132
824403		824403		824403	252
824403		824403		824403	2520
824403		824403		824403	25201 & 25202
16392129	-32432	16424560	79333	16345227	259
14157		14157	23	14134	2592
14157		14157	23	14134	25921 & 25922
7926251	227	7926024	9556	7916468	2593
1541433	281	1541153	7985	1533168	25931

TABLE - 11.0 **CONTRIBUTION TO GDP** **PUNJAB**
2015-16
Value in '000' Rs

Industry Code	Industry Major Groups & Industries	No. of establishments	Census Value Added at Market Price	Non Industrial Receipts	Non Industrial Payments	Contribution to GDP at Market Price	Sales Tax (Net)
1	2	3	4	5	6	7	8
25932	Knives, h& tools, saw blades etc	123	5886551	1634	18609	5869577	667
25933	Padlocks, locks, keys, hinges etc	57	431193		20105	411089	518
25934	Other tools of such nature n.e.c.	14	108032		2554	105479	142
2599	Other fabricated metal products n.e.c.	799	9232278	3911	575098	8661091	209371
25991	Cans, drums, buckets, boxes, tins etc	76	1293221	559	55802	1237979	2548
25992	Uninsulated or insulated metal cable	4	17564		3178	14385	
25993	Nails, bolts, screws, nuts, chains etc.	118	1246074	51	80270	1165855	125652
25994	Metal household articles	304	3192239	1615	113044	3080811	55227
25995	Metal goods for office use	48	645043	1400	94521	551922	1004
25996	Safes, strongboxes, armoured doors etc.	85	503056		30677	472379	656
25997	Various metal articles	100	1507240	286	121070	1386456	23102
25999	Others n.e.c.	64	827841		76537	751304	1182
26	COMPUTER, ELECTRONIC AND OPTICAL PRODUCTS	27	2927670		225149	2702522	487644
261	Electronic components & boards	7	474625		32011	442614	75884
2610	Electronic components & boards	7	474625		32011	442614	75884
26101	Capacitors, resistors, microprocessors	7	474625		32011	442614	75884
263	Communication equipment	4	6098		213	5885	
2630	Communication equipment	4	6098		213	5885	
26303	Cable television equipment, antenna etc	4	6098		213	5885	
264	Consumer electronics	5	1827568		133569	1694000	411488
2640	Consumer electronics	5	1827568		133569	1694000	411488
26402	Televisions, monitors & displays	2	1336651		130191	1206460	411488
26409	Others n.e.c.	3	490917		3378	487540	
265	Measuring equipment; watches/ clocks	11	619379		59356	560023	272
2651	Measuring, navigating/ control equipment	7	584531		58383	526148	219
26514	Measuring & control equipment	2	52109		776	51333	219
26519	Manufacture of others n.e.c.	5	532422		57607	474815	
2652	Watches & clocks	4	34848		973	33875	53
26521	Watches & clocks	4	34848		973	33875	53
27	ELECTRICAL EQUIPMENT	634	39384049	29538	7518463	31895124	9035118
271	Electric motor, generator, transformer	115	22381306	3407	3884417	18500296	5411113
2710	Electric motors, generators, transformers etc.	115	22381306	3407	3884417	18500296	5411113
27101	Electric transformers	19	17303410		3427159	13876250	4160018
27102	Electric motors/ power generators etc	15	600091	3407	140069	463429	4674
27103 &	Electric power distribution panel etc.						
27104	Switchboard apparatus, fuses, switches	52	4303111		275245	4027866	1246368
27109	Others n.e.c.	29	174695		41944	132751	53
272	Batteries & accumulators	11	1247660		80913	1166746	353350
2720	Batteries & accumulators	11	1247660		80913	1166746	353350
27203	Lead acid/ lithium/ dry/ wet batteries	11	1247660		80913	1166746	353350
273	Wiring & wiring devices	80	7558623	24558	675683	6907498	2781070
2731 &	Fibre optic cables						
2732	Other electric wires & cables	80	7558623	24558	675683	6907498	2781070
27310 &	Fibre optic cable for data transmission etc.						
27320	Insulated wire & cable	80	7558623	24558	675683	6907498	2781070
274	Electric lighting equipment	35	500042		14350	485692	33160
2740	Electric lighting equipment	35	500042		14350	485692	33160
27401	Lamps, bulbs, ch&eliers,lanterns etc.	6	414869		9060	405809	31023
27409	Others n.e.c.	29	85173		5290	79883	2137
275	Domestic appliances	375	7555618	1573	2852783	4704408	453511
2750	Domestic appliances	375	7555618	1573	2852783	4704408	453511
27501	Domestic electric appliances	326	7060765	1573	2822634	4239704	453277
27502	Domestic electrothermic appliances	6	130776		6065	124711	
27503	Domestic non-electric cooking equipment	43	364078		24085	339993	234
279	Other electrical equipment	18	140799		10315	130484	2914
2790	Other electrical equipment	18	140799		10315	130484	2914
27901	Battery chargers & electrical bells etc	4	70990		6905	64085	
27909	Others n.e.c.	14	69809		3410	66399	2914
28	MACHINERY AND EQUIPMENT N.E.C.	770	29186827	50577	4815765	24421639	3562057
281	General-purpose machinery	303	11625151	22280	3561699	8085732	701656
2811	Engines & turbines	5	24854		1367	23487	248
28112	Turbines & parts etc	5	24854		1367	23487	248
2813	Other pumps, compressors, taps & valves	147	5436278	5362	1830342	3611299	664212
28131	Air or vacuum pumps/ compressors	2	866428		318037	548391	
28132	Pumps for liquids	97	4260186	5362	1488382	2777166	664212
28133	Pumps for engines/ motor vehicle pumps	10	107109		2040	105069	
28134	Industrial taps/ valves & h& pump etc	38	202555		21882	180673	
2814 &	Bearings, gears, gearing etc						
2815	Ovens, furnaces & furnace burners	7	29105		809	28297	
28143 &	Gears, pulleys & transmission chain etc						
28151	Electrical & other furnaces, ovens,burners etc.	7	29105		809	28297	
2816	Lifting & h&ling equipment	39	536347	187	25726	510808	321
28161	Lifting, h&ling, loading machinery	39	536347	187	25726	510808	321
2819	Other general-purpose machinery	105	5598567	16731	1703456	3911842	36875

TABLE - 11.0 **CONTRIBUTION TO GDP** **PUNJAB**

2015-16

Value in '000' Rs

Contribution to GDP at Producer Price	Excise Duty & Other Taxes less Subsidies	Contribution to GDP at Basic Price	District/Provincial Taxes and Land/Vehicle Tax	Contribution to GDP at Factor Cost	Industry Code
9	10	11	12	13	1
5868910	-33	5868944	375	5868569	25932
410570	-31	410601	1185	409417	25933
105337	11	105327	12	105315	25934
8451720	-32659	8484379	69754	8414625	2599
1235431	173	1235258	22610	1212647	25991
14385		14385		14385	25992
1040203		1040203	8731	1031472	25993
3025584	-24663	3050247	6685	3043562	25994
550918		550918	1535	549383	25995
471723	-18293	490016	626	489390	25996
1363354	625	1362729	28420	1334309	25997
750122	9499	740623	1147	739476	25999
2214877	76142	2138736	30187	2108549	26
366730	76142	290588	21233	269355	261
366730	76142	290588	21233	269355	2610
366730	76142	290588	21233	269355	26101
5885		5885	49	5836	263
5885		5885	49	5836	2630
5885		5885	49	5836	26303
1282512		1282512		1282512	264
1282512		1282512		1282512	2640
794972		794972		794972	26402
487540		487540		487540	26409
559751		559751	8905	550846	265
525929		525929		525929	2651
51114		51114		51114	26514
474815		474815		474815	26519
33822		33822	8905	24917	2652
33822		33822	8905	24917	26521
22860006	199622	22660384	77218	22583166	27
13089183	56190	13032993	15526	13017468	271
13089183	56190	13032993	15526	13017468	2710
9716232		9716232	6109	9710123	27101
458755	4163	454592	653	453939	27102
2781498	52009	2729489	8687	2720803	27103 & 27104
132698	18	132680	76	132603	27109
813396	-21	813417	17967	795449	272
813396	-21	813417	17967	795449	2720
813396	-21	813417	17967	795449	27203
4126428	108559	4017869	1946	4015923	273
4126428	108559	4017869	1946	4015923	2731 & 2732
4126428	108559	4017869	1946	4015923	27310 & 27320
452532	138	452394	995	451399	274
452532	138	452394	995	451399	2740
374786		374786	5	374781	27401
77746	138	77608	990	76618	27409
4250897	34646	4216251	39927	4176324	275
4250897	34646	4216251	39927	4176324	2750
3786427	34646	3751781	38202	3713579	27501
124711		124711		124711	27502
339759		339759	1726	338033	27503
127569	109	127460	857	126603	279
127569	109	127460	857	126603	2790
64085		64085		64085	27901
63484	109	63375	857	62518	27909
20859581	25216	20834365	134217	20700148	28
7384077	18386	7365691	20845	7344846	281
23239		23239	248	22991	2811
23239		23239	248	22991	28112
2947086	416	2946670	1685	2944985	2813
548391		548391		548391	28131
2112953	416	2112537	1488	2111048	28132
105069		105069	63	105006	28133
180673		180673	133	180540	28134
28297		28297	70	28227	2814 & 2815
28297		28297	70	28227	28143 & 28151
510487	-1	510488	723	509765	2816
510487	-1	510488	723	509765	28161
3874967	17970	3856997	18119	3838878	2819

TABLE - 11.0 **CONTRIBUTION TO GDP** **PUNJAB**
2015-16
Value in '000' Rs

Industry Code	Industry Major Groups & Industries	No. of establishments	Census Value Added at Market Price	Non Industrial Receipts	Non Industrial Payments	Contribution to GDP at Market Price	Sales Tax (Net)
1	2	3	4	5	6	7	8
28191	Industrial freezing equipment etc.	20	1446843		656517	790327	20016
28192	Weighing, packing & wrapping machinery	18	103797	2888	4471	102215	12583
28193	Filtering or purifying machinery	15	156077		11145	144932	
28198	Parts for general-purpose machinery	11	135885		16701	119184	
28199	Others n.e.c.	41	3755965	13842	1014622	2755186	4275
282	Special-purpose machinery	467	17561676	28297	1254066	16335906	2860402
2821	Agricultural & forestry machinery	339	15150707	28297	1036030	14142974	2731439
28211	Tractors	11	10897628	13010	830497	10080140	2679702
28213	Agricultural trailers or semi-trailers	28	219640	108	7775	211973	31
28214	Soil preparation, planting machinery	47	330265	111	26667	303710	1160
28215	Harvesting or threshing machinery	55	338445		19268	319177	350
28216 &	Milking machines						
28217	Spraying machinery	2	8255		122	8133	
28219	Diverse agricultural machinery	196	3356475	15067	151701	3219840	50196
2822	Metal-forming machinery & machine tools	30	181080		15069	166012	1533
28222	Tools for grinding, drilling, boring	15	124102		11236	112866	
28223	Stamping or pressing machine tools	8	33240		2469	30771	
28224	Hydraulic presse/ forging machine etc.	5	5854		347	5507	
28227	Parts/ accessories for machine tools	2	17885		1017	16868	1533
2824	Mining/ quarrying/ construction machinery	12	226842		20227	206615	
28242	Boring, cutting & tunnelling machinery	2	9909		592	9317	
28243	Machinery for treating minerals	8	171730		18905	152825	
28245 &	Manufacture of earth-moving machinery						
28246	Pile drivers/ mortar spreaders etc.	2	45203		730	44473	
2825	Food, beverage & tobacco machinery	28	1319432		124822	1194611	127398
28253	Grain milling machinery	10	109178		1460	107719	2781
28256	Machinery for extractionof animal/vegetable fats/oils	2	5327		680	4647	
28259	Food processing machinery	16	1204927		122682	1082245	124617
2826	Textile, apparel & leather machinery	55	654818		56158	598660	31
28261	Textile machinery	27	552093		47722	504371	
28262	Equipment for textile machinery	4	9270		880	8390	
28266	Sewing machines	24	93455		7556	85899	31
2829	Other special-purpose machinery	3	28796		1760	27036	
28291 &	Machinery for paper pulp,paperboard product etc						
28292 &	Rubber & plastic products machinery						
28299	Others n.e.c.	3	28796		1760	27036	
29	MOTOR VEHICLES, TRAILERS AND SEMI	541	30320630	51201	2628632	27743199	8416703
291	Motor vehicles	10	16523907	39599	1580099	14983407	6900946
2910	Motor vehicles	10	16523907	39599	1580099	14983407	6900946
29101 &	Passenger cars, commercial busses etc.						
29102	Motor vehicle engines, chassis etc.	7	16232920	39599	1526925	14745594	6900946
29103	Other motor vehicles	3	290987		53174	237813	
292	Motor vehicle bodies, trailers etc	114	702517	344	33328	669533	513
2920	Motor bodies, trailers & semi-trailers	114	702517	344	33328	669533	513
29201	Bodies for motor vehicles	13	70835		644	70191	
29202	Trailers & semi-trailers	101	631682	344	32684	599342	513
293	Parts & accessories for motor vehicles	417	13094206	11258	1015205	12090259	1515244
2930	Parts & accessories for motor vehicles	417	13094206	11258	1015205	12090259	1515244
29301	Parts & accessories for motor vehicles	417	13094206	11258	1015205	12090259	1515244
30	OTHER TRANSPORT EQUIPMENT	157	28651369		4785666	23865703	8341365
309	Transport equipment n.e.c.	157	28651369		4785666	23865703	8341365
3091	Motorcycles	146	28410471		4778546	23631925	8340712
30911	Motorcycles, engines for motorcycles	21	25948579		4608326	21340253	8193619
30912	Parts & accessories for motorcycles.	125	2461892		170219	2291672	147093
3092	Bicycles & invalid carriages	11	240899		7120	233778	653
30921 &	Non-motorized bicycles & parts etc.						
30922	Invalid/baby carriages, their parts/accessories, etc.	11	240899		7120	233778	653
31	FURNITURE	1061	18183258	23933	997558	17209633	370479
310	Furniture	1061	18183258	23933	997558	17209633	370479
3100	Furniture	1061	18183258	23933	997558	17209633	370479
31001	Furniture & fixtures.	469	13894880	20800	570578	13345102	342453
31003	manufacture of office furniture	8	97058		4676	92382	17316
31004	Furniture for kitchen bedrooms etc.	582	4136770	3133	419654	3720249	4210
31005	Laboratory benches/ laboratory furniture	2	54550		2650	51900	6500
32	OTHER MANUFACTURING	1367	40654207	15737	3784256	36885687	487220
321	Jewellery, bijouterie etc	28	831537		16008	815529	189
3211	Jewellery & related articles	26	827544		16008	811536	189
32113 &	Jewellery, goldsmiths' articles.						
32114	Metal watchs, watch straps & cigarette cases etc.	26	827544		16008	811536	189
3212	Imitation jewellery & related articles	2	3993			3993	
32121	Costume or imitation jewellery.	2	3993			3993	
322	Musical instruments	10	61790		5285	56504	659

TABLE - 11.0 **CONTRIBUTION TO GDP** **PUNJAB**

2015-16

Value in '000' Rs

Contribution to GDP at Producer Price	Excise Duty & Other Taxes less Subsidies	Contribution to GDP at Basic Price	District/Provincial Taxes and Land/Vehicle Tax	Contribution to GDP at Factor Cost	Industry Code
9	10	11	12	13	1
770310	4393	765918	17230	748688	28191
89632	21	89611	264	89347	28192
144932	11	144921	73	144849	28193
119184		119184	75	119109	28198
2750910	13546	2737364	478	2736886	28199
13475505	6830	13468674	113372	13355302	282
11411535	5097	11406438	43813	11362625	2821
7400439		7400439		7400439	28211
211942	47	211895	17633	194262	28213
302550	2461	300088	240	299849	28214
318827	2512	316315	1435	314880	28215
					28216 &
8133		8133		8133	28217
3169644	77	3169567	24505	3145062	28219
164478	1661	162817	396	162421	2822
112866		112866	104	112761	28222
30771		30771	267	30504	28223
5507		5507	25	5482	28224
15335	1661	13674		13674	28227
206615	52	206562	2557	204006	2824
9317		9317		9317	28242
152825	332	152492	2546	149947	28243
					28245 &
44473	-280	44753	11	44742	28246
1067212	-113	1067325	24932	1042393	2825
104937	-113	105050	795	104255	28253
4647		4647	210	4437	28256
957628		957628	23927	933701	28259
598628	133	598496	41674	556821	2826
504371		504371	41358	463012	28261
8390	65	8324	84	8240	28262
85868	67	85801	232	85569	28266
27036		27036		27036	2829
					28291 &
					28292 &
27036		27036		27036	28299
19326496	506168	18820328	58107	18762221	29
8082461	11603	8070858	124	8070734	291
8082461	11603	8070858	124	8070734	2910
					29101 &
7844648	11603	7833045	124	7832921	29102
237813		237813		237813	29103
669020	-18913	687933	14958	672975	292
669020	-18913	687933	14958	672975	2920
70191	2738	67453	137	67316	29201
598829	-21651	620480	14821	605659	29202
10575015	513478	10061537	43025	10018512	293
10575015	513478	10061537	43025	10018512	2930
10575015	513478	10061537	43025	10018512	29301
15524338	324657	15199681	216971	14982710	30
15524338	324657	15199681	216971	14982710	309
15291213	324657	14966556	216903	14749653	3091
13146634	323776	12822858	209450	12613407	30911
2144579	881	2143698	7453	2136245	30912
233125		233125	67	233058	3092
					30921 &
233125		233125	67	233058	30922
16839155	-1574	16840729	99304	16741425	31
16839155	-1574	16840729	99304	16741425	310
16839155	-1574	16840729	99304	16741425	3100
13002650	-3682	13006332	81500	12924832	31001
75066	26	75040	28	75012	31003
3716039	1732	3714307	17776	3696531	31004
45400	350	45050		45050	31005
36398467	101594	36296873	48161	36248711	32
815339	53	815287	178	815109	321
811347	53	811294	178	811116	3211
					32113 &
811347	53	811294	178	811116	32114
3993		3993		3993	3212
3993		3993		3993	32121
55846	-26	55872	39	55833	322

TABLE - 11.0 **CONTRIBUTION TO GDP** **PUNJAB**

2015-16

Value in '000' Rs

Industry Code	Industry Major Groups & Industries	No. of establishments	Census Value Added at Market Price	Non Industrial Receipts	Non Industrial Payments	Contribution to GDP at Market Price	Sales Tax (Net)
1	2	3	4	5	6	7	8
3220	Musical instruments	10	61790		5285	56504	659
32201 &	Stringed instruments, harmoniums etc.						
32202	Musical instruments & parts.	10	61790		5285	56504	659
323	Sports goods	382	19800780	2692	2020784	17782688	279856
3230	Sports goods	382	19800780	2692	2020784	17782688	279856
32301	Foot balls.	120	10282519	2049	825946	9458621	213863
32302	Rackets, bats.	31	623849		47329	576520	3039
32309	Other sports articles/ equipment etc.	231	8894412	643	1147509	7747547	62954
324	Games & toys	12	130373		11770	118603	
3240	Games & toys	12	130373		11770	118603	
32401	Dolls, toy animals etc.	12	130373		11770	118603	
325	Medical & dental instruments & supplies	895	17699285	1803	1638203	16062885	199566
3250	Medical & dental instruments & supplies	895	17699285	1803	1638203	16062885	199566
32501	Surgical drapes/ sterile string etc	22	4499507			4499507	
32505	Surgical, dental/ veterinary furniture.	6	32839		2280	30559	249
32506	Dental instruments/ orthopaedic devices	46	531712		33075	498637	841
32509	Others n.e.c.	821	12635227	1803	1602847	11034182	198477
329	Other manufacturing n.e.c.	40	2130442	11241	92206	2049477	6949
3290	Other manufacturing n.e.c.	40	2130442	11241	92206	2049477	6949
32902	Brooms & brushes.	22	454732	11241	55028	410946	4214
32903	Pens, pencils & stamps etc.	6	1455376		28053	1427324	2735
32909	Others n.e.c.	12	220334		9126	211208	

TABLE - 11.0 **CONTRIBUTION TO GDP** **PUNJAB**

2015-16

Value in '000' Rs

Contribution to GDP at Producer Price	Excise Duty & Other Taxes less Subsidies	Contribution to GDP at Basic Price	District/Provincial Taxes and Land/Vehicle Tax	Contribution to GDP at Factor Cost	Industry Code
9	10	11	12	13	1
55846	-26	55872	39	55833	3220
55846	-26	55872	39	55833	32201 & 32202
17502832	-2549	17505381	13801	17491580	323
17502832	-2549	17505381	13801	17491580	3230
9244758	-21601	9266360	3641	9262718	32301
573481	782	572699	124	572574	32302
7684593	18270	7666323	10035	7656288	32309
118603		118603		118603	324
118603		118603		118603	3240
118603		118603		118603	32401
15863318	86832	15776487	29202	15747284	325
15863318	86832	15776487	29202	15747284	3250
4499507		4499507		4499507	32501
30310		30310	11	30299	32505
497796	2432	495364	637	494727	32506
10835705	84400	10751305	28554	10722752	32509
2042528	17285	2025243	4941	2020302	329
2042528	17285	2025243	4941	2020302	3290
406731	3806	402926	4559	398366	32902
1424589	13479	1411109	347	1410762	32903
211208		211208	35	211173	32909

TABLE - 12.0 **VALUE OF INDIRECT TAXES AND SUBSIDIES** **PUNJAB**

2015-16

Value in '000' Rs

Industry Code	Industry Major Groups and Industries	No. of establishments	Total net indirect taxes (Col 5 -12)	Indirect Taxes		
				Total (Col 6 to 11)	Sales taxes (net)	Import duty
1	2	3	4	5	6	7
C	**ALL INDUSTIRES**	**32256**	**277937175**	**294518485**	**193870421**	**17262373**
10	FOOD PRODUCTS	3385	29433785	30424897	23913405	3096849
101	Processing & preserving of meat	14	51562	51562	16162	
1010	Processing & preserving of meat	14	51562	51562	16162	
10102	Fresh, chilled or frozen meat	5	591	591		
10104 &	Meat products					
10107	Processing of animal offal	9	50971	50971	16162	
103	Processing of fruit/ vegetables	15	353298	353298	352698	
1030	Processing/ preserving of fruit/ vegetables	15	353298	353298	352698	
10302	Preserving of fruit, nuts or vegetables	6	295	295		
10304	Fruit or vegetable juices.	3	282	282		
10305	Jams, jellies & marmalades	6	352721	352721	352698	
104	Vegetable & animal oils/ fats	504	3247403	3261604	1315573	1146181
1040	Vegetable & animal oils & fats	504	3247403	3261604	1315573	1146181
10401	Crude / refined vegetable oils	317	3205607	3218071	1311297	1144613
10405	Cotton linters.	74	28513	29676	3352	1542
10406	Oilcakes & others	113	13283	13858	924	26
105	Dairy products	82	11781583	11797554	11017577	574148
1050	Dairy products	82	11781583	11797554	11017577	574148
10501	fresh liquid milk & milk-based drinks	18	9284086	9284086	8554268	567695
10504	Butter/ cheese etc.	17	69393	85360	75919	6449
10506	Ice cream & other edible ice.	43	2428068	2428073	2387360	
10509	Others n.e.c.	4	36	36	30	4
106	Grain mill products, starches etc	1807	100212	465156	149839	5244
1061	Grain mill products	1805	100212	465156	149839	5244
10611	Grain milling.	664	-70808	157350	54537	469
10612	Rice milling.	1075	122080	245811	35217	4775
10613	Vegetable milling	64	-10714	2341	431	
10614	Cereal breakfast foods	2	59654	59654	59654	
1062	Starches & starch products	2				
10623	Glucose/ glucose syrup etc	2				
107	Other food products	834	10948839	11544835	9606248	83157
1071	Bakery products	647	647769	648341	497538	56843
10711	Bread & rolls	40	118828	118828	118143	
10712	Pastry, cakes, pies etc.	91	73834	74386	69713	50
10713	Rusks, biscuits & bakery products	272	374267	374285	293357	56751
10719	Others n.e.c.	244	80839	80842	16325	42
1072	Sugar	43	10174048	10725121	8981369	19645
10721	Sugar & sugar substitutes	43	10174048	10725121	8981369	19645
1073	Chocolate & sugar confectionery	48	46513	90864	79982	193
10732	Chocolate & sugar confectionery	45	45913	90264	79382	193
10733	Chewing gum	3	600	600	600	
1074	Macaroni, noodles, pasta etc.	16	12650	12650	6117	6476
10741	Pastas/ macaroni etc	16	12650	12650	6117	6476
1079	Other food products n.e.c.	80	67859	67859	41241	
10792	Blending of tea & mate	3				
10796	Spices, sauces & condiments	11	748	748		
10798	Processing of salt	20	387	387	293	
10799	Others n.e.c.	46	66725	66725	40948	
108	Prepared animal feeds	129	2950888	2950888	1455309	1288120
1080	Prepared animal feeds	129	2950888	2950888	1455309	1288120
10802	Prepared feeds for farm animals	129	2950888	2950888	1455309	1288120
11	BEVERAGES	73	34451838	34668083	23693720	9075949
110	Beverages	73	34451838	34668083	23693720	9075949
1104	Soft drinks, mineral waters etc	73	34451838	34668083	23693720	9075949
11041	Non-alcoholic beverages	22	3443511	3444003	3436188	499
11042	Natural mineral waters/ bottled waters	29	219354	219354	192522	
11043	Soft drinks like lemonade, cola etc.	22	30788973	31004726	20065009	9075450
12	TOBACCO PRODUCTS	8	78550827	78550827	17952239	351362
120	Tobacco products	8	78550827	78550827	17952239	351362
1200	Tobacco products	8	78550827	78550827	17952239	351362
12001	Tobacco products & substitutes etc.	6	78550677	78550677	17952239	351362
12009	Others n.e.c.	2	150	150		
13	TEXTILES	5967	15593801	15668194	13778174	476975
131	Spinning, weaving, finishing of textile	4510	14651210	14710673	13524637	350040
1311	Spinning of textile fibres	579	10476495	10479244	9939051	297789
13112	Spinning of yarn or thread	579	10476495	10479244	9939051	297789
1312	Weaving of textiles	3607	3256738	3313146	2995764	10316
13121	Broad woven fabrics	3522	3064290	3120644	2831992	10316
13122	Other broad woven fabrics etc.	2	155485	155485	155485	

TABLE - 12.0 **VALUE OF INDIRECT TAXES AND SUBSIDIES** **PUNJAB**

2015-16

Value in '000' Rs

	Indirect Taxes			Subsidies	
Excise duty	District/ Provincial Taxes	Land Tax/Vehicle Tax	Other taxes on own production	Subsidies received	Industry Code
8	9	10	11	12	1
69663325	**1732109**	**1128558**	**10861700**	**16581310**	**C**
2251171	272177	202586	688709	991113	10
		161	35239		101
		161	35239		1010
		161	430		10102
					10104 &
			34809		10107
	69	13	518		103
	69	13	518		1030
	59		236		10302
			282		10304
	10	13			10305
413634	29683	5386	351147	14201	104
413634	29683	5386	351147	14201	1040
406045	26850	4299	324967	12464	10401
7211	2610	413	14547	1163	10405
378	223	674	11632	575	10406
60584	112910	3166	29170	15971	105
60584	112910	3166	29170	15971	1050
60556	101017	341	207		10501
	52	2701	239	15966	10504
28	11841	123	28721	5	10506
			2		10509
13080	90233	43927	162833	364944	106
13080	90233	43927	162833	364944	1061
1501	26347	11102	63393	228158	10611
11572	63772	32488	97986	123731	10612
7	114	337	1453	13055	10613
					10614
					1062
					10623
1705134	38325	4757	107214	595996	107
2678	29052	4154	58077	573	1071
12	50	498	125		10711
75	104	994	3451	552	10712
2525	11976	1097	8579	18	10713
67	16922	1565	45922	3	10719
1702426		46	21633	551073	1072
1702426		46	21633	551073	10721
4	8413	140	2132	44351	1073
4	8413	140	2132	44351	10732
					10733
	10	23	25		1074
	10	23	25		10741
27	850	395	25347		1079
					10792
	659	89			10796
	14	80			10798
27	177	226	25347		10799
58738	957	145176	2589		108
58738	957	145176	2589		1080
58738	957	145176	2589		10802
1884624	1333	9401	3057	216245	11
1884624	1333	9401	3057	216245	110
1884624	1333	9401	3057	216245	1104
6536	328	451		492	11041
19138	223	6068	1403		11042
1858950	781	2881	1655	215753	11043
60017112	28		230087		12
60017112	28		230087		120
60017112	28		230087		1200
60017112	28		229937		12001
			150		12009
44136	468188	201419	699302	74393	13
32208	187897	194337	421554	59463	131
8632	17507	136728	79536	2748	1311
8632	17507	136728	79536	2748	13112
15518	81599	37978	171971	56408	1312
15492	71035	37570	154240	56353	13121
					13122

TABLE - 12.0 **VALUE OF INDIRECT TAXES AND SUBSIDIES** **PUNJAB**

2015-16

Value in '000' Rs

Industry Code	Industry Major Groups and Industries	No. of establishments	Total net indirect taxes (Col 5 -12)	Indirect Taxes		
				Total (Col 6 to 11)	Sales taxes (net)	Import duty
1	2	3	4	5	6	7
13129	Others n.e.c.	83	36963	37018	8288	
1313	Finishing of textiles	324	917977	918283	589822	41934
13131	Bleaching & dyeing of fabrics	324	917977	918283	589822	41934
139	Other textiles	1457	942590	957521	253538	126935
1392	Made-up textile articles	271	308061	309773	120460	121551
13921	Madeup articles of any textile material	212	272288	274000	102171	121551
13922	Made-up furnishing articles	47	34656	34656	17814	
13929	Others n.e.c.	12	1117	1117	475	
1393	Carpets & rugs	67	33914	35038	13679	4658
13930	Floor coverings like carpets, rugs etc.	67	33914	35038	13679	4658
1394	Cordage, rope, twine & netting	18	604	604		
13941	Twine, cordage, rope etc.	18	604	604		
1399	Other textiles n.e.c.	1101	600012	612106	119398	727
13991	Labels/ badges etc.	45	5549	5549	5124	
13992	Tulles/ laces & other net fabrics	1023	488022	500117	114274	727
13999	Others n.e.c.	33	106440	106440		
14	WEARING APPAREL	1713	1857087	2084981	1294820	86484
141	Wearing apparel	1582	1131653	1281966	832624	63225
1410	Wearing apparel	1582	1131653	1281966	832624	63225
14101	Wearing apparel of leather	157	37551	77049	51718	3551
14102	Outerwear/ work wear	757	930203	1016414	668929	47854
14103	Underwear/ nightwear	161	23963	47283	19120	2913
14104	Babies' garments/ tracksuits etc.	20	17200	17355	7238	
14105 &	Other clothing accessories					
14109	Others n.e.c.	487	122736	123866	85618	8907
143	Knitted & crocheted apparel	131	725434	803014	462196	23259
1430	Knitted & crocheted apparel	131	725434	803014	462196	23259
14301	Knitted or crocheted wearing apparel	30	3993	3993	1456	393
14302	Hosiery, socks, tights & pantyhose etc	101	721441	799021	460741	22865
15	LEATHER PRODUCTS	998	2949342	3028418	2748616	45822
151	Tanning of leather & leather products	294	140804	218088	66319	6017
1511	Tanning & dressing of leather	258	137029	214163	63056	6017
15111	Tanning/ dressing of hides & skins	253	137029	214163	63056	6017
15119	Others n.e.c.	5				
1512	Luggage, h&bags, saddlery etc.	36	3775	3925	3263	
15121	Luggage, h&bags etc.	26	1611	1761	1127	
15122	Articles of leather etc.	10	2164	2164	2137	
152	Footwear	704	2808537	2810330	2682297	39805
1520	Footwear	704	2808537	2810330	2682297	39805
15201	Footwear	698	2798247	2800040	2672251	39805
15202	Leather parts of footwear etc.	6	10291	10291	10045	
16	WOOD AND WOOD PRODUCTS	596	206813	263462	214144	8474
161	Sawmilling & planning of wood	142	-39755	14759	8527	2026
1610	Sawmilling & planning of wood	142	-39755	14759	8527	2026
16101	Sawing & planning of wood	142	-39755	14759	8527	2026
162	Products of wood, cork, straw etc.	454	246568	248703	205617	6448
1621	Veneer sheets & wood-based panels	47	181748	181748	177412	
16211	Manufacture of veneer sheets	6	90	90		
16212	Plywood/ veneer panel/ laminated sheets	35	104792	104792	100596	
16213	Particle board/ densified wood etc.	6	76866	76866	76816	
1622	Builders' carpentry & joinery	120	16490	16490	10970	2854
16221	Wooden goods of construction industry	120	16490	16490	10970	2854
1623	Wooden containers	180	42675	44810	17140	3594
16231	Packing boxes, crates, drums of wood	180	42675	44810	17140	3594
1629	Other wood products	107	5654	5654	95	
16291	Wood products	107	5654	5654	95	
17	PAPER AND PAPER PRODUCTS	530	2652399	2652437	2484716	12497
170	Paper & paper products	530	2652399	2652437	2484716	12497
1701	Pulp, paper & paperboard	195	844961	844961	794569	623
17013	Paper & paperboard	192	803677	803677	753285	623
17019	Others n.e.c.	3	41284	41284	41284	
1702	Corrugated paper/ paperboard & containers	316	1776377	1776415	1671251	465
17021	Corrugated paper/ paperboard containers	309	1770306	1770342	1671251	465
17022	Sacks, bags & similar articles of paper	7	6071	6073		
1709	Other articles of paper & paperboard	19	31061	31061	18895	11408
17091	Personal hygiene paper product	8	208	208		
17099	Others n.e.c.	11	30853	30853	18895	11408
18	PRINTING/REPRODUCTION OF RECORDED MEDIA	270	347811	352612	288692	3694
181	Printing	270	347811	352612	288692	3694
1811	Printing	267	347811	352612	288692	3694

TABLE - 12.0 **VALUE OF INDIRECT TAXES AND SUBSIDIES** **PUNJAB**

2015-16

Value in '000' Rs

	Indirect Taxes			Subsidies	
Excise duty	District/ Provincial Taxes	Land Tax/Vehicle Tax	Other taxes on own production	Subsidies received	Industry Code
8	9	10	11	12	1
27	10564	408	17731	55	13129
8058	88791	19630	170048	306	1313
8058	88791	19630	170048	306	13131
11927	280291	7082	277748	14931	139
5935	15611	3155	43061	1712	1392
5829	8731	2310	33408	1712	13921
105	6878	826	9032		13922
	2	18	621		13929
26	13759	1263	1653	1124	1393
26	13759	1263	1653	1124	13930
	27	577			1394
	27	577			13941
5966	250894	2088	233034	12094	1399
	95	196	134		13991
5966	194314	1579	183256	12094	13992
	56485	312	49643		13999
15050	136820	42713	509094	227894	14
14866	129419	41592	200239	150314	141
14866	129419	41592	200239	150314	1410
1223	7628	1292	11635	39497	14101
11319	108651	17187	162473	86211	14102
766	12433	1260	10790	23320	14103
	46	9678	393	155	14104
					14105 &
1558	661	12174	14948	1130	14109
183	7401	1120	308855	77580	143
183	7401	1120	308855	77580	1430
	1338	551	256		14301
183	6063	569	308599	77580	14302
65073	46785	49954	72168	79076	15
54003	25347	27685	38716	77283	151
54003	25277	27559	38251	77133	1511
54003	25277	27559	38251	77133	15111
					15119
	70	127	465	150	1512
	70	112	453	150	15121
		15	12		15122
11070	21438	22269	33452	1793	152
11070	21438	22269	33452	1793	1520
11070	21205	22257	33452	1793	15201
	234	12			15202
13181	10291	5578	11794	56649	16
2420	368	575	843	54514	161
2420	368	575	843	54514	1610
2420	368	575	843	54514	16101
10761	9923	5003	10951	2135	162
	155	190	3991		1621
			90		16211
	105	190	3901		16212
	50				16213
198	651	280	1537		1622
198	651	280	1537		16221
7399	8967	4467	3245	2135	1623
7399	8967	4467	3245	2135	16231
3164	150	67	2178		1629
3164	150	67	2178		16291
4222	42962	10446	97595	38	17
4222	42962	10446	97595	38	170
631	6202	1447	41488		1701
631	6202	1447	41488		17013
					17019
3121	36634	8970	55975	38	1702
3121	36634	8970	49902	36	17021
			6073	2	17022
470	126	29	132		1709
	118		90		17091
470	8	29	42		17099
1583	32714	437	25492	4801	18
1583	32714	437	25492	4801	181
1583	32714	437	25492	4801	1811

TABLE - 12.0 **VALUE OF INDIRECT TAXES AND SUBSIDIES** **PUNJAB**

2015-16

Value in '000' Rs

Industry Code	Industry Major Groups and Industries	No. of establishments	Total net indirect taxes (Col 5 -12)	Indirect Taxes		
				Total (Col 6 to 11)	Sales taxes (net)	Import duty
1	2	3	4	5	6	7
18111	Printing of newspapers/ magazines	2	16945	16945	16945	
18112	Printing of books, brochures, maps etc	126	35088	39585	28758	
18114	Printing of diaries & calendars etc	8				
18115	Printing on textile, glass, metal, wood	126	295423	295726	242646	3694
18119	Other printing n.e.c.	5	355	355	343	
1812	Service related to printing	3				
18121 &	Binding of printed sheets					
18124	Preparation of plates & dies	3				
19	COKE AND REFINED PETROLEUM PRODUCTS	34	10579039	10579039	2125526	922256
192	Refined petroleum products	34	10579039	10579039	2125526	922256
1920	Refined petroleum products	34	10579039	10579039	2125526	922256
19201	Production of motor fuel/ kerosene etc.	3	10518169	10518169	2064736	922256
19203	Oil-based lubricating oils or greases	24	60870	60870	60790	
19205 &	White spirit, vaseline, paraffin wax					
19207	Blending of bio fuels	7				
20	CHEMICALS AND CHEMICAL PRODUCTS	594	22415443	36599188	35793415	477567
201	Basic chemicals, fertilizers etc.	237	6391092	20566797	20280355	177550
2011	Basic chemicals	107	8296293	8296293	8102222	165137
20111	Inorganic industrial/ medical gases	12	37902	37902	37902	
20112	Dyes & pigments in basic form	28	233100	233100	233073	
20113	Manufacture of inorganic acids & bases	26	1389004	1389004	1382404	4949
20114	Chemical elements & other inorganic compounds	2	8	8		
20115	Basic organic chemicals	28	6630175	6630175	6442740	160188
20119	Others n.e.c.	11	6104	6104	6104	
2012	Fertilizers & nitrogen compounds	16	-3109813	11062392	11060689	
20121 &	Fertilizers					
20122	Nitrogen products	16	-3109813	11062392	11060689	
2013	Plastics & synthetic rubber	114	1204613	1208113	1117444	12413
20131	Plastics in primary forms	114	1204613	1208113	1117444	12413
202	Other chemical products	350	15979608	15987649	15479888	288500
2021	Pesticides/ agrochemical products etc	50	854586	854586	653314	176679
20211	Insecticides/ fungicides/ herbicides	50	854586	854586	653314	176679
2022	Paints, varnishes & printing ink etc.	96	3664453	3665310	3648205	13161
20221	Paints & varnishes etc	88	3664453	3665310	3648205	13161
20225	Caulking compounds etc	2				
20227	Printing ink	6				
2023	Soap, perfumes & toilet preparations	130	10637969	10645153	10596795	29021
20232	Soap	87	1002219	1009403	993847	
20234	Detergent, dish-washing preparation etc	7	144565	144565	112477	29021
20235	Cleaning & polishing products	10	31462	31462	31462	
20236 &	Perfumes & toilet preparations					
20239	Others n.e.c.	26	9459723	9459723	9459008	
2029	Other chemical products n.e.c.	74	822600	822600	581574	69639
20291	Propellant powders/ explosives	28	303627	303627	302653	
20292	Gelatine/ glues & prepared adhesives	23	282413	282413	161672	59551
20293 &	Aromatic/odoriferous/distilled waters products					
20298	Matches	10	31524	31524	31506	
20299	Others n.e.c.	13	205036	205036	85743	10087
203	Man-made fibres	7	44742	44742	33171	11517
2030	Man-made fibres	7	44742	44742	33171	11517
20301	Synthetic or artificial filament tow	3	44742	44742	33171	11517
20303	Synthetic or artificial filament yarn	4				
21	BASIC PHARMACEUTICAL PRODUCTS	252	280452	349733	95964	133026
210	Pharmaceuticals	252	280452	349733	95964	133026
2100	Pharmaceuticals	252	280452	349733	95964	133026
21001	Medicinal active substances	200	259621	328902	95909	132905
21003	Medicaments/ homeopathic preparations	40	20352	20352		107
21009	Other such activities n.e.c.	12	479	479	55	14
22	RUBBER AND PLASTICS PRODUCTS	868	5608388	5670399	5261994	240571
221	Rubber products	105	2343429	2343429	2333857	919
2211	Rubber tyres & tubes	16	2250619	2250619	2249913	549
22111	Rubber tyres	14	2250569	2250569	2249913	549
22112	Inner tubes for tyres	2	50	50		
2219	Other rubber products	89	92810	92810	83945	370
22191	Other products of rubber	89	92810	92810	83945	370
222	Plastics products	763	3264959	3326970	2928136	239652
2220	Plastics products	763	3264959	3326970	2928136	239652
22201	Plastic products for packing of goods	370	3186144	3186287	2826309	230911
22202	Builders' plastics ware	47	12146	12146	9545	2405
22203	Plastic tableware, kitchenware etc	183	34476	34549	13098	4724
22209	Other diverse plastic products	163	32192	93987	79184	1612

TABLE - 12.0 **VALUE OF INDIRECT TAXES AND SUBSIDIES** **PUNJAB**

2015-16

Value in '000' Rs

	Indirect Taxes			Subsidies	
Excise duty	District/ Provincial Taxes	Land Tax/Vehicle Tax	Other taxes on own production	Subsidies received	Industry Code
8	9	10	11	12	1
					18111
729	8693	282	1124	4497	18112
					18114
854	24020	146	24366	303	18115
		10	2		18119
					1812
					18121 &
					18124
	74	6	7531177		19
	74	6	7531177		192
	74	6	7531177		1920
			7531177		19201
	74	6			19203
					19205 &
					19207
37545	139869	20539	130253	14183746	20
30498	75042	830	2521	14175705	201
26492	1154	553	735		2011
					20111
		27			20112
545	196	181	729		20113
	2		6		20114
25946	956	346			20115
					20119
			1703	14172205	2012
					20121 &
			1703	14172205	20122
4006	73889	277	84	3500	2013
4006	73889	277	84	3500	20131
7047	64803	19679	127732	8041	202
3801	8337	3143	9313		2021
3801	8337	3143	9313		20211
193	474	3190	87	857	2022
193	474	3190	87	857	20221
					20225
					20227
2852	4877	1182	10425	7184	2023
7	4712	1033	9804	7184	20232
2780	138	149			20234
					20235
					20236 &
66	27		621		20239
202	51114	12164	107908		2029
	6		968		20291
		47	61143		20292
					20293 &
	16	2			20298
202	51093	12115	45797		20299
	24	30			203
	24	30			2030
	24	30			20301
					20303
17066	27096	20018	56563	69281	21
17066	27096	20018	56563	69281	210
17066	27096	20018	56563	69281	2100
15697	19976	19202	45212	69281	21001
1339	7093	517	11296		21003
30	26	299	55		21009
4860	65673	25171	72130	62011	22
	5620	241	2791		221
	121	29	7		2211
	71	29	7		22111
	50				22112
	5500	212	2784		2219
	5500	212	2784		22191
4860	60053	24930	69339	62011	222
4860	60053	24930	69339	62011	2220
4261	41207	24436	59164	143	22201
	78	118			22202
588	7636	120	8383	73	22203
11	11132	256	1792	61795	22209

TABLE - 12.0 **VALUE OF INDIRECT TAXES AND SUBSIDIES** **PUNJAB**

2015-16

Value in '000' Rs

Industry Code	Industry Major Groups and Industries	No. of establishments	Total net indirect taxes (Col 5 -12)	Indirect Taxes		
				Total (Col 6 to 11)	Sales taxes (net)	Import duty
1	2	3	4	5	6	7
23	OTHER NON-METALLIC MINERAL PRODUCTS	10055	34275431	34638023	28211859	663366
231	Glass & glass products	56	2466648	2466648	2436317	10590
2310	Glass & glass products	56	2466648	2466648	2436317	10590
23101	Flat glass/ glass paving blocks	20	2303778	2303778	2285965	7163
23102	Glass mirror/ bottle/ drinking glass	10	145752	145752	145686	
23103	Pharmaceutical glassware etc.	4				
23109	Others glass products n.e.c.	22	17118	17118	4666	3427
239	Non-metallic mineral products n.e.c.	9999	31808783	32171375	25775542	652776
2391	Refractory products	4	92	92		
23912	Manufacture of refractory ceramic goods	4	92	92		
2392	Clay building materials	9193	663997	1015798	412066	35283
23922	Non-refractory clay building materials	9156	650912	1002713	401193	33263
23923	Ceramic sanitary fixtures	37	13085	13085	10873	2020
2393	Other porcelain & ceramic products	165	205183	205183	195587	863
23931	Ceramic tableware & domestic articles	158	32305	32305	22775	863
23932	Electrical fittings of ceramics etc.	2	172813	172813	172813	
23939	Other porcelain & ceramic products	5	66	66		
2394	Cement, lime & plaster	22	30754351	30754351	25092083	588701
23941	Clinkers & hydraulic cement	9	30753314	30753314	25091073	588701
23943	Plasters of calcined gypsum/ sulphate	13	1038	1038	1010	
2395	Articles of concrete, cement & plaster	321	102015	102015	58430	6747
23951	Precast concrete, cement or stone	241	101382	101382	58430	6747
23959	Other articles of concrete or cement	80	633	633		
2396	Cutting, shaping & finishing of stone	280	63249	74041	9732	18377
23961	Cutting, shaping & finishing of stone	280	63249	74041	9732	18377
2399	Other non-metallic mineral products	14	19895	19895	7644	2805
23991	Millstones/abrasive products and polishing	6				
23993	Mineral insulating materials	2	15	15		
23995 &	Articles of asphalt etc					
23999	Manufacture of other such products n.e.c.	6	19880	19880	7644	2805
24	BASIC METALS	714	5173653	5207778	4541258	347885
241	Basic iron & steel	454	4693356	4693356	4160664	271588
2410	Basic iron & steel	454	4693356	4693356	4160664	271588
24102 &	Pig iron/spiegeleisen/ferro-alloys & ferrous products					
24104	Remelting of scrap ingot of iron/ steel	64	569065	569065	529811	11999
24106	Hot/cold-rolled products of steel	303	2500992	2500992	2106232	172941
24108	Welded tubes & pipes of steel	73	1617150	1617150	1524621	80936
24109	Others n.e.c.	14	6148	6148		5712
242	Basic precious & non-ferrous metals	92	451360	485485	380013	76249
2420	Basic precious & non-ferrous metals	92	451360	485485	380013	76249
24202	Aluminium & alloys	48	446486	480611	378962	76249
24203	Lead, zinc, tin & alloys from ores	4	621	621	616	
24205 &	Copper alloys					
24206	Chrome, manganese, nickel & alloys etc	40	4253	4253	434	
243	Casting of metals	168	28937	28937	581	48
2431	Casting of iron & steel	158	28885	28885	581	48
24311	Casting of iron	124	27597	27597	581	48
24312	Casting of steel	34	1288	1288		
2432	Casting of non-ferrous metals	10	52	52		
24324	Casting of precious metal castings	10	52	52		
25	FABRICATED METAL PRODUCTS	1642	964492	1020570	771293	47751
251	Structural metal products etc	396	682454	688955	536157	40777
2511	Structural metal products	354	614781	621282	483925	28348
25111	Metal framework/ skeleton etc	26	446775	446775	439229	1745
25112	Metal door, window, shutter, gates etc	279	106614	108116	9581	26603
25119	Others n.e.c.	49	61392	66391	35115	
2512	Tanks, reservoirs & containers of metal	35	316	316		
25121	Reservoirs, tanks & containers of metal	6	15	15		
25122	Metal containers for gas	27	301	301		
25123	Central heating boilers & radiators	2				
2513	Steam generators	7	67357	67357	52233	12429
25131 &	Steam/ vapour generator, condenser etc					
25132	Parts for marine or power boilers/ nuclear reactors etc.	7	67357	67357	52233	12429
252	Weapons & ammunition	3				
2520	Weapons & ammunition	3				
25201 &	Heavy weapons					
25202	Small arms	3				
259	Other fabricated metal products	1243	282037	331615	235136	6974
2592	Treatment & coating of metals	5	23	23		
25921 &	Plating, anodizing, s&blasting etc.					
25922	Colouring/engraving, non-metallic coating metals	5	23	23		
2593	Cutlery, h& tools & general hardware	439	35549	37255	25765	1236
25931	Cutlery	245	32705	34324	24439	1236

TABLE - 12.0 **VALUE OF INDIRECT TAXES AND SUBSIDIES** **PUNJAB**

2015-16

Value in '000' Rs

	Indirect Taxes			Subsidies	
Excise duty	District/ Provincial Taxes	Land Tax/Vehicle Tax	Other taxes on own production	Subsidies received	Industry Code
8	9	10	11	12	1
5127218	246919	151009	237652	362592	23
	6954	225	12562		231
	6954	225	12562		2310
	6949	225	3476		23101
			66		23102
					23103
	5		9020		23109
5127218	239965	150784	225090	362592	239
	6	86			2391
	6	86			23912
47841	190763	138215	191630	351800	2392
47841	190715	138137	191564	351800	23922
	48	78	66		23923
910	972	2861	3989		2393
910	942	2826	3989		23931
					23932
	30	35			23939
5073567					2394
5073540					23941
27					23943
1336	17824	3754	13924		2395
1336	17593	3678	13598		23951
	231	75	326		23959
3564	21953	4869	15547	10792	2396
3564	21953	4869	15547	10792	23961
	8446	1000			2399
					23991
	15				23993
					23995 &
	8431	1000			23999
6068	47876	39200	225491	34124	24
6007	40850	17486	196761		241
6007	40850	17486	196761		2410
					24102 &
2003	5649	975	18628		24104
3488	29343	16004	172985		24106
515	5678	472	4927		24108
	180	36	220		24109
61	6881	297	21983	34124	242
61	6881	297	21983	34124	2420
61	6793	285	18261	34124	24202
			5		24203
					24205 &
	88	13	3718		24206
	145	21416	6747		243
	145	21364	6747		2431
	60	21259	5649		24311
	86	105	1098		24312
		52			2432
		52			24324
51169	43302	12873	94182	56079	25
40997	17328	8976	44720	6501	251
40997	16689	7825	43498	6501	2511
2207	55	258	3281		25111
38790	16441	5473	11227	1502	25112
	193	2094	28990	4999	25119
	101	189	25		2512
	9		7		25121
	93	189	19		25122
					25123
	538	962	1196		2513
					25131 &
	538	962	1196		25132
					252
					2520
					25201 &
					25202
10173	25973	3897	49463	49578	259
			23		2592
					25921 &
			23		25922
698	2409	1080	6067	1706	2593
665	2367	825	4793	1619	25931

TABLE - 12.0 **VALUE OF INDIRECT TAXES AND SUBSIDIES** **PUNJAB**

2015-16

Value in '000' Rs

Industry Code	Industry Major Groups and Industries	No. of establishments	Total net indirect taxes (Col 5 -12)	Indirect Taxes		
				Total (Col 6 to 11)	Sales taxes (net)	Import duty
1	2	3	4	5	6	7
25932	Knives, h& tools, saw blades etc	123	1008	1049	667	
25933	Padlocks, locks, keys, hinges etc	57	1672	1718	518	
25934	Other tools of such nature n.e.c.	14	164	164	142	
2599	Other fabricated metal products n.e.c.	799	246466	294337	209371	5738
25991	Cans, drums, buckets, boxes, tins etc	76	25331	25331	2548	107
25992	Uninsulated or insulated metal cable	4				
25993	Nails, bolts, screws, nuts, chains etc.	118	134383	134383	125652	
25994	Metal household articles	304	37249	66811	55227	4900
25995	Metal goods for office use	48	2539	2539	1004	
25996	Safes, strongboxes, armoured doors etc.	85	-17011	1298	656	10
25997	Various metal articles	100	52147	52147	23102	618
25999	Others n.e.c.	64	11828	11828	1182	103
26	COMPUTER, ELECTRONIC AND OPTICAL PRODUCTS	27	593973	593973	487644	76142
261	Electronic components & boards	7	173259	173259	75884	76142
2610	Electronic components & boards	7	173259	173259	75884	76142
26101	Capacitors, resistors, microprocessors	7	173259	173259	75884	76142
263	Communication equipment	4	49	49		
2630	Communication equipment	4	49	49		
26303	Cable television equipment, antenna etc	4	49	49		
264	Consumer electronics	5	411488	411488	411488	
2640	Consumer electronics	5	411488	411488	411488	
26402	Televisions, monitors & displays	2	411488	411488	411488	
26409	Others n.e.c.	3				
265	Measuring equipment; watches/ clocks	11	9177	9177	272	
2651	Measuring, navigating/ control equipment	7	219	219	219	
26514	Measuring & control equipment	2	219	219	219	
26519	Manufacture of others n.e.c.	5				
2652	Watches & clocks	4	8958	8958	53	
26521	Watches & clocks	4	8958	8958	53	
27	ELECTRICAL EQUIPMENT	634	9311958	9330880	9035118	217043
271	Electric motor, generator, transformer	115	5482828	5482828	5411113	56117
2710	Electric motors, generators, transformers etc.	115	5482828	5482828	5411113	56117
27101	Electric transformers	19	4166128	4166128	4160018	
27102	Electric motors/ power generators etc	15	9490	9490	4674	4163
27103 &	Electric power distribution panel etc.					
27104	Switchboard apparatus, fuses, switches	52	1307063	1307063	1246368	51941
27109	Others n.e.c.	29	148	148	53	13
272	Batteries & accumulators	11	371297	371318	353350	
2720	Batteries & accumulators	11	371297	371318	353350	
27203	Lead acid/ lithium/ dry/ wet batteries	11	371297	371318	353350	
273	Wiring & wiring devices	80	2891575	2892372	2781070	109356
2731 &	Fibre optic cables					
2732	Other electric wires & cables	80	2891575	2892372	2781070	109356
27310 &	Fibre optic cable for data transmission etc.					
27320	Insulated wire & cable	80	2891575	2892372	2781070	109356
274	Electric lighting equipment	35	34293	34293	33160	138
2740	Electric lighting equipment	35	34293	34293	33160	138
27401	Lamps, bulbs, ch&eliers,lanterns etc.	6	31028	31028	31023	
27409	Others n.e.c.	29	3265	3265	2137	138
275	Domestic appliances	375	528085	546189	453511	51432
2750	Domestic appliances	375	528085	546189	453511	51432
27501	Domestic electric appliances	326	526125	544229	453277	51432
27502	Domestic electrothermic appliances	6				
27503	Domestic non-electric cooking equipment	43	1960	1960	234	
279	Other electrical equipment	18	3880	3880	2914	
2790	Other electrical equipment	18	3880	3880	2914	
27901	Battery chargers & electrical bells etc	4				
27909	Others n.e.c.	14	3880	3880	2914	
28	MACHINERY AND EQUIPMENT N.E.C.	770	3721491	3721948	3562057	7091
281	General-purpose machinery	303	740887	740888	701656	4586
2811	Engines & turbines	5	495	495	248	
28112	Turbines & parts etc	5	495	495	248	
2813	Other pumps, compressors, taps & valves	147	666314	666314	664212	416
28131	Air or vacuum pumps/ compressors	2				
28132	Pumps for liquids	97	666117	666117	664212	416
28133	Pumps for engines/ motor vehicle pumps	10	63	63		
28134	Industrial taps/ valves & h& pump etc	38	133	133		
2814 &	Bearings, gears, gearing etc					
2815	Ovens, furnaces & furnace burners	7	70	70		
28143 &	Gears, pulleys & transmission chain etc					
28151	Electrical & other furnaces, ovens,burners etc.	7	70	70		
2816	Lifting & h&ling equipment	39	1043	1044	321	
28161	Lifting, h&ling, loading machinery	39	1043	1044	321	
2819	Other general-purpose machinery	105	72965	72965	36875	4170

TABLE - 12.0 **VALUE OF INDIRECT TAXES AND SUBSIDIES** **PUNJAB**

2015-16

Value in '000' Rs

	Indirect Taxes			Subsidies	
Excise duty	District/ Provincial Taxes	Land Tax/Vehicle Tax	Other taxes on own production	Subsidies received	Industry Code
8	9	10	11	12	1
7	35	162	178	40	25932
15	8	93	1084	46	25933
11			12		25934
9475	23564	2817	43372	47872	2599
66	5752	92	16766		25991
					25992
	2736	145	5850		25993
	575	1145	4964	29563	25994
	214	578	743		25995
6	99	142	385	18309	25996
7	13960	26	14434		25997
9396	228	689	230		25999
	9041	157	20988		26
	119	126	20988		261
	119	126	20988		2610
	119	126	20988		26101
	39	10			263
	39	10			2630
	39	10			26303
					264
					2640
					26402
					26409
	8884	21			265
					2651
					26514
					26519
	8884	21			2652
	8884	21			26521
1501	30326	7122	39770	18922	27
73	9157	3589	2780		271
73	9157	3589	2780		2710
	5352		757		27101
	572	28	53		27102
					27103 &
68	3206	3561	1920		27104
5	26		50		27109
	9415	79	8473	21	272
	9415	79	8473	21	2720
	9415	79	8473	21	27203
	189	1111	646	797	273
					2731 &
	189	1111	646	797	2732
					27310 &
	189	1111	646	797	27320
	23	6	967		274
	23	6	967		2740
	5				27401
	18	6	967		27409
1318	11528	2303	26096	18104	275
1318	11528	2303	26096	18104	2750
1318	11157	2227	24818	18104	27501
					27502
	372	76	1279		27503
109	14	36	807		279
109	14	36	807		2790
					27901
109	14	36	807		27909
18583	42169	59813	32235	457	28
13801	8862	967	11017	1	281
			248		2811
			248		28112
	773	296	616		2813
					28131
	738	293	457		28132
	8	3	53		28133
	27		107		28134
					2814 &
	22	49			2815
					28143 &
	22	49			28151
	213	117	393	1	2816
	213	117	393	1	28161
13801	7854	505	9760		2819

TABLE - 12.0 **VALUE OF INDIRECT TAXES AND SUBSIDIES** **PUNJAB**

2015-16

Value in '000' Rs

Industry Code	Industry Major Groups and Industries	No. of establishments	Total net indirect taxes (Col 5 -12)	Indirect Taxes		
				Total (Col 6 to 11)	Sales taxes (net)	Import duty
1	2	3	4	5	6	7
28191	Industrial freezing equipment etc.	20	41639	41639	20016	4170
28192	Weighing, packing & wrapping machinery	18	12868	12868	12583	
28193	Filtering or purifying machinery	15	83	83		
28198	Parts for general-purpose machinery	11	75	75		
28199	Others n.e.c.	41	18300	18300	4275	
282	Special-purpose machinery	467	2980604	2981060	2860402	2505
2821	Agricultural & forestry machinery	339	2780348	2780392	2731439	476
28211	Tractors	11	2679702	2679702	2679702	
28213	Agricultural trailers or semi-trailers	28	17711	17711	31	
28214	Soil preparation, planting machinery	47	3861	3878	1160	113
28215	Harvesting or threshing machinery	55	4297	4297	350	360
28216 &	Milking machines					
28217	Spraying machinery	2				
28219	Diverse agricultural machinery	196	74778	74804	50196	4
2822	Metal-forming machinery & machine tools	30	3591	3591	1533	1661
28222	Tools for grinding, drilling, boring	15	104	104		
28223	Stamping or pressing machine tools	8	267	267		
28224	Hydraulic presse/ forging machine etc.	5	25	25		
28227	Parts/ accessories for machine tools	2	3194	3194	1533	1661
2824	Mining/ quarrying/ construction machinery	12	2609	2909		332
28242	Boring, cutting & tunnelling machinery	2				
28243	Machinery for treating minerals	8	2878	2878		332
28245 &	Manufacture of earth-moving machinery					
28246	Pile drivers/ mortar spreaders etc.	2	-269	31		
2825	Food, beverage & tobacco machinery	28	152218	152331	127398	
28253	Grain milling machinery	10	3464	3577	2781	
28256	Machinery for extractionof animal/vegetable fats/oils	2	210	210		
28259	Food processing machinery	16	148544	148544	124617	
2826	Textile, apparel & leather machinery	55	41838	41838	31	35
28261	Textile machinery	27	41358	41358		
28262	Equipment for textile machinery	4	150	150		21
28266	Sewing machines	24	330	330	31	14
2829	Other special-purpose machinery	3				
28291 &	Machinery for paper pulp,paperboard product etc					
28292 &	Rubber & plastic products machinery					
28299	Others n.e.c.	3				
29	MOTOR VEHICLES, TRAILERS AND SEMI	541	8980978	9020655	8416703	534414
291	Motor vehicles	10	6912673	6914959	6900946	13889
2910	Motor vehicles	10	6912673	6914959	6900946	13889
29101 &	Passenger cars, commercial busses etc.					
29102	Motor vehicle engines, chassis etc.	7	6912673	6914959	6900946	13889
29103	Other motor vehicles	3				
292	Motor vehicle bodies, trailers etc	114	-3441	20371	513	2282
2920	Motor bodies, trailers & semi-trailers	114	-3441	20371	513	2282
29201	Bodies for motor vehicles	13	2875	2875		2282
29202	Trailers & semi-trailers	101	-6317	17496	513	
293	Parts & accessories for motor vehicles	417	2071747	2085325	1515244	518243
2930	Parts & accessories for motor vehicles	417	2071747	2085325	1515244	518243
29301	Parts & accessories for motor vehicles	417	2071747	2085325	1515244	518243
30	OTHER TRANSPORT EQUIPMENT	157	8882993	8883068	8341365	324732
309	Transport equipment n.e.c.	157	8882993	8883068	8341365	324732
3091	Motorcycles	146	8882272	8882347	8340712	324732
30911	Motorcycles, engines for motorcycles	21	8726845	8726845	8193619	323776
30912	Parts & accessories for motorcycles.	125	155427	155502	147093	956
3092	Bicycles & invalid carriages	11	720	720	653	
30921 &	Non-motorized bicycles & parts etc.					
30922	Invalid/baby carriages, their parts/accessories, etc.	11	720	720	653	
31	FURNITURE	1061	468208	495402	370479	15892
310	Furniture	1061	468208	495402	370479	15892
3100	Furniture	1061	468208	495402	370479	15892
31001	Furniture & fixtures.	469	420270	441424	342453	11923
31003	manufacture of office furniture	8	17370	17370	17316	26
31004	Furniture for kitchen bedrooms etc.	582	23718	29758	4210	3593
31005	Laboratory benches/ laboratory furniture	2	6850	6850	6500	350
32	OTHER MANUFACTURING	1367	636976	713920	487220	96532
321	Jewellery, bijouterie etc	28	420	420	189	21
3211	Jewellery & related articles	26	420	420	189	21
32113 &	Jewellery, goldsmiths' articles.					
32114	Metal watchs, watch straps & cigarette cases etc.	26	420	420	189	21
3212	Imitation jewellery & related articles	2				
32121	Costume or imitation jewellery.	2				
322	Musical instruments	10	671	697	659	

TABLE - 12.0 **VALUE OF INDIRECT TAXES AND SUBSIDIES** **PUNJAB**

2015-16

Value in '000' Rs

	Indirect Taxes			Subsidies	
Excise duty	District/ Provincial Taxes	Land Tax/Vehicle Tax	Other taxes on own production	Subsidies received	Industry Code
8	9	10	11	12	1
223	7671	168	9391		28191
21	33	8	222		28192
11	30	35	7		28193
	30	45			28198
13546	89	250	140		28199
4782	33307	58846	21219	456	282
4664	17171	6491	20150	43	2821
					28211
47	10931	15	6687		28213
2366	78	46	116	17	28214
2152	214	1148	73		28215
					28216 &
					28217
100	5949	5282	13274	27	28219
	53	144	199		2822
	28	39	37		28222
		105	162		28223
	25				28224
					28227
20	2525	11	21	300	2824
					28242
	2521	6	19		28243
					28245 &
20	4	5	2	300	28246
	4189	20043	699	113	2825
	11	259	524	113	28253
	40		170		28256
	4138	19784	5		28259
98	9369	32156	150		2826
	9294	32040	24		28261
44	15	46	23		28262
54	60	70	102		28266
					2829
					28291 &
					28292 &
					28299
11431	21868	14083	22156	39677	29
	50	74		2286	291
	50	74		2286	2910
					29101 &
	50	74		2286	29102
					29103
2617	7490	2362	5106	23812	292
2617	7490	2362	5106	23812	2920
456	91	46			29201
2161	7398	2317	5106	23812	29202
8814	14328	11647	17050	13579	293
8814	14328	11647	17050	13579	2930
8814	14328	11647	17050	13579	29301
	727	210393	5851	75	30
	727	210393	5851	75	309
	716	210367	5820	75	3091
	102	203937	5411		30911
	614	6430	409	75	30912
	11	26	30		3092
					30921 &
	11	26	30		30922
9727	40548	37659	21097	27194	31
9727	40548	37659	21097	27194	310
9727	40548	37659	21097	27194	3100
5548	36752	37103	7645	21154	31001
		28			31003
4179	3796	528	13452	6040	31004
					31005
82007	5324	7981	34857	76944	32
32	88	5	84		321
32	88	5	84		3211
					32113 &
32	88	5	84		32114
					3212
					32121
		26	13	26	322

TABLE - 12.0 **VALUE OF INDIRECT TAXES AND SUBSIDIES** **PUNJAB**

2015-16

Value in '000' Rs

Industry Code	Industry Major Groups and Industries	No. of establishments	Total net indirect taxes (Col 5 -12)	Indirect Taxes		
				Total (Col 6 to 11)	Sales taxes (net)	Import duty
1	2	3	4	5	6	7
3220	Musical instruments	10	671	697	659	
32201 &	Stringed instruments, harmoniums etc.					
32202	Musical instruments & parts.	10	671	697	659	
323	Sports goods	382	291108	320189	279856	21849
3230	Sports goods	382	291108	320189	279856	21849
32301	Foot balls.	120	195903	221240	213863	3736
32302	Rackets, bats.	31	3945	3955	3039	289
32309	Other sports articles/ equipment etc.	231	91259	94993	62954	17824
324	Games & toys	12				
3240	Games & toys	12				
32401	Dolls, toy animals etc.	12				
325	Medical & dental instruments & supplies	895	315601	320585	199566	20506
3250	Medical & dental instruments & supplies	895	315601	320585	199566	20506
32501	Surgical drapes/ sterile string etc	22				
32505	Surgical, dental/ veterinary furniture.	6	260	260	249	
32506	Dental instruments/ orthopaedic devices	46	3910	4019	841	2541
32509	Others n.e.c.	821	311431	316306	198477	17965
329	Other manufacturing n.e.c.	40	29176	72029	6949	54156
3290	Other manufacturing n.e.c.	40	29176	72029	6949	54156
32902	Brooms & brushes.	22	12579	12579	4214	3806
32903	Pens, pencils & stamps etc.	6	16561	59415	2735	50351
32909	Others n.e.c.	12	35	35		

TABLE - 12.0 **VALUE OF INDIRECT TAXES AND SUBSIDIES** **PUNJAB**

2015-16

Value in '000' Rs

	Indirect Taxes			Subsidies	
Excise duty	District/ Provincial Taxes	Land Tax/Vehicle Tax	Other taxes on own production	Subsidies received	Industry Code
8	9	10	11	12	1
		26	13	26	3220
					32201 &
		26	13	26	32202
4683	2277	3883	7641	29080	323
4683	2277	3883	7641	29080	3230
	517	1049	2075	25337	32301
503		36	88	10	32302
4180	1759	2798	5478	3734	32309
					324
					3240
					32401
71310	2842	3693	22667	4984	325
71310	2842	3693	22667	4984	3250
					32501
	2	9			32505
	3	530	105	109	32506
71310	2837	3155	22562	4876	32509
5982	116	373	4452	42853	329
5982	116	373	4452	42853	3290
	110	9	4440		32902
5982	6	336	5	42853	32903
		28	7		32909

TABLE - 13.0 **STOCKS STATISTICS** **PUNJAB**
2015-16
Value in '000' Rs

Industry Code	Industry Major Groups & Industries	No. of establishments	Total stocks			Input materials		
			Value at the beginning of the year (col 7+10+13+16)	Value at the end of the year (col 8+11+14+17)	Net stocks increase (col 9+12+15+18)	Value at the beginning of the year	Value at the end of the year	Net stocks increase
1	2	3	4	5	6	7	8	9
C	**ALL INDUSTIRES**	**32256**	**525867742**	**572148107**	**46280365**	**274915323**	**313888152**	**38972830**
10	FOOD PRODUCTS	3385	93610858	121781588	28170730	51109092	79334822	28225730
101	Processing & preserving of meat	14	839534	1307795	468261	145242	301947	156705
1010	Processing & preserving of meat	14	839534	1307795	468261	145242	301947	156705
10102	Fresh, chilled or frozen meat	5	20814	60997	40184	20814	60997	40184
10104 &	Meat products							
10107	Processing of animal offal	9	818721	1246798	428077	124428	240949	116521
103	Processing of fruit/ vegetables	15	224526	408833	184307	9334	22353	13019
1030	Processing/ preserving of fruit/ vegetables	15	224526	408833	184307	9334	22353	13019
10302	Preserving of fruit, nuts or vegetables	6	9676	3068	-6608	6608		-6608
10304	Fruit or vegetable juices.	3	25251	65851	40600	2410	21904	19494
10305	Jams, jellies & marmalades	6	189599	339914	150315	316	449	133
104	Vegetable & animal oils/ fats	504	14040110	21924757	7884647	7081910	12137111	5055200
1040	Vegetable & animal oils & fats	504	14040110	21924757	7884647	7081910	12137111	5055200
10401	Crude / refined vegetable oils	317	13865420	21472901	7607481	6993301	11746033	4752732
10405	Cotton linters.	74	65289	222369	157080	56536	213992	157456
10406	Oilcakes & others	113	109401	229487	120086	32074	177086	145012
105	Dairy products	82	3348826	4251543	902717	1590506	1220384	-370121
1050	Dairy products	82	3348826	4251543	902717	1590506	1220384	-370121
10501	fresh liquid milk & milk-based drinks	18	2471044	3215832	744788	1544958	1177767	-367191
10504	Butter/ cheese etc.	17	525875	590378	64502	36239	35324	-915
10506	Ice cream & other edible ice.	43	342283	435506	93223	6321	4101	-2220
10509	Others n.e.c.	4	9623	9827	204	2988	3192	204
106	Grain mill products, starches etc	1807	25941386	44173339	18231953	21540737	37912866	16372129
1061	Grain mill products	1805	25941074	44171486	18230411	21540426	37911013	16370587
10611	Grain milling.	664	17348517	34754813	17406296	15567038	31109353	15542316
10612	Rice milling.	1075	7371913	8440468	1068555	5217144	6342717	1125572
10613	Vegetable milling	64	733725	416813	-316912	733678	416160	-317518
10614	Cereal breakfast foods	2	486919	559391	72472	22566	42783	20217
1062	Starches & starch products	2	311	1853	1542	311	1853	1542
10623	Glucose/ glucose syrup etc	2	311	1853	1542	311	1853	1542
107	Other food products	834	36675475	30425287	-6250187	9367818	9730273	362454
1071	Bakery products	647	1180585	1407946	227361	812912	897174	84262
10711	Bread & rolls	40	123597	174489	50892	104333	164822	60489
10712	Pastry, cakes, pies etc.	91	258867	228207	-30660	220894	187268	-33626
10713	Rusks, biscuits & bakery products	272	415485	721635	306151	302231	395456	93225
10719	Others n.e.c.	244	382636	283615	-99021	185454	149628	-35826
1072	Sugar	43	33849031	26097185	-7751847	7177645	6423569	-754076
10721	Sugar & sugar substitutes	43	33849031	26097185	-7751847	7177645	6423569	-754076
1073	Chocolate & sugar confectionery	48	562073	1410367	848294	493854	1233856	740002
10732	Chocolate & sugar confectionery	45	562073	1409567	847494	493854	1233056	739202
10733	Chewing gum	3		800	800		800	800
1074	Macaroni, noodles, pasta etc.	16	29701	142530	112829	17543	22149	4606
10741	Pastas/ macaroni etc	16	29701	142530	112829	17543	22149	4606
1079	Other food products n.e.c.	80	1054085	1367260	313175	865864	1153524	287660
10792	Blending of tea & mate	3	518736	707421	188685	440046	633583	193537
10796	Spices, sauces & condiments	11	22277	22421	144	10557	3088	-7469
10798	Processing of salt	20	8809	9489	680	3871	4413	543
10799	Others n.e.c.	46	504263	627929	123665	411390	512440	101049
108	Prepared animal feeds	129	12541001	19290033	6749032	11373544	18009888	6636344
1080	Prepared animal feeds	129	12541001	19290033	6749032	11373544	18009888	6636344
10802	Prepared feeds for farm animals	129	12541001	19290033	6749032	11373544	18009888	6636344
11	BEVERAGES	73	6784270	8125982	1341712	3181928	4061043	879115
110	Beverages	73	6784270	8125982	1341712	3181928	4061043	879115
1104	Soft drinks, mineral waters etc	73	6784270	8125982	1341712	3181928	4061043	879115
11041	Non-alcoholic beverages	22	1704389	2530860	826471	975482	1592569	617087
11042	Natural mineral waters/ bottled waters	29	1149901	1227574	77673	1118690	1150943	32253
11043	Soft drinks like lemonade, cola etc.	22	3929979	4367547	437568	1087755	1317531	229776
12	TOBACCO PRODUCTS	8	12961089	12613840	-347249	10319222	11445500	1126278
120	Tobacco products	8	12961089	12613840	-347249	10319222	11445500	1126278
1200	Tobacco products	8	12961089	12613840	-347249	10319222	11445500	1126278
12001	Tobacco products & substitutes etc.	6	12958409	12611150	-347259	10318462	11444720	1126258
12009	Others n.e.c.	2	2680	2690	10	760	780	20
13	TEXTILES	5967	184842614	202117375	17274761	96142575	102676413	6533838
131	Spinning, weaving, finishing of textile	4510	174535807	190000303	15464496	90486717	94919273	4432557
1311	Spinning of textile fibres	579	103373137	115566439	12193302	61100784	64904715	3803932
13112	Spinning of yarn or thread	579	103373137	115566439	12193302	61100784	64904715	3803932
1312	Weaving of textiles	3607	66823135	70339018	3515883	25480671	26787483	1306811
13121	Broad woven fabrics	3522	66224595	69778369	3553774	25267736	26657878	1390141
13122	Other broad woven fabrics etc.	2	230035	234482	4447			

TABLE - 13.0 **STOCKS STATISTICS** **PUNJAB**
2015-16
Value in '000' Rs

Goods purchased for resale			Work in Process			Finished products and by-products			
Value at the beginning of the year	Value at the end of the year	Net stocks increase	Value at the beginning of the year	Value at the end of the year	Net stocks increase	Value at the beginning of the year	Value at the end of the year	Net stocks increase	Industry Code
10	11	12	13	14	15	16	17	18	1
3616054	**1242384**	**-2373669**	**54645315**	**67088342**	**12443027**	**192691050**	**189929229**	**-2761821**	**C**
173492	198814	25322	2874035	5541043	2667008	39454239	36706909	-2747330	10
			208530	162257	-46272	485763	843591	357829	101
			208530	162257	-46272	485763	843591	357829	1010
									10102
									10104 &
			208530	162257	-46272	485763	843591	357829	10107
			98560	171844	73284	116631	214636	98005	103
			98560	171844	73284	116631	214636	98005	1030
						3068	3068		10302
			11794	15868	4074	11047	28079	17032	10304
			86766	155976	69210	102516	183489	80973	10305
1155	6453	5298	1547181	2367178	819997	5409864	7414015	2004151	104
1155	6453	5298	1547181	2367178	819997	5409864	7414015	2004151	1040
	5101	5101	1539027	2357470	818443	5333092	7364297	2031204	10401
940	1064	125	362	249	-113	7451	7064	-387	10405
216	288	72	7791	9459	1668	69321	42655	-26666	10406
135	170	35	322491	842003	519513	1435695	2188985	753291	105
135	170	35	322491	842003	519513	1435695	2188985	753291	1050
			68580	426061	357481	857507	1612004	754497	10501
			220952	365038	144086	268685	190016	-78669	10504
	35	35	32959	50904	17945	303003	380466	77463	10506
135	135					6500	6500		10509
168379	184943	16564	172220	1243517	1071298	4060049	4832011	771962	106
168379	184943	16564	172220	1243517	1071298	4060049	4832011	771962	1061
	3154	3154	103781	1175619	1071838	1677698	2466686	788988	10611
168379	181789	13410	67969	66920	-1049	1918420	1849042	-69378	10612
			47		-47		653	653	10613
			422	978	556	463931	515630	51699	10614
									1062
									10623
3822	6571	2749	512392	660644	148252	26791442	20027800	-6763643	107
3812	6073	2261	95951	81715	-14236	267910	422984	155074	1071
90	102	12	678	558	-120	18496	9007	-9489	10711
232	756	524	4551	5590	1039	33191	34594	1403	10712
3490	4314	824	12238	21758	9520	97526	300108	202582	10713
	902	902	78484	53809	-24676	118697	79276	-39421	10719
			245363	170312	-75052	26426023	19503304	-6922719	1072
			245363	170312	-75052	26426023	19503304	-6922719	10721
			19232	120612	101380	48986	55898	6912	1073
			19232	120612	101380	48986	55898	6912	10732
									10733
			12158	120146	107989		235	235	1074
			12158	120146	107989		235	235	10741
11	498	488	139688	167859	28171	48523	45378	-3144	1079
			69440	68588	-852	9250	5250	-4000	10792
11	498	488				11709	18834	7125	10796
			1642	1694	53	3297	3382	84	10798
			68606	97577	28970	24266	17912	-6354	10799
	676	676	12662	93599	80937	1154794	1185869	31075	108
	676	676	12662	93599	80937	1154794	1185869	31075	1080
	676	676	12662	93599	80937	1154794	1185869	31075	10802
36222	74572	38349	627712	685660	57948	2938407	3304706	366299	11
36222	74572	38349	627712	685660	57948	2938407	3304706	366299	110
36222	74572	38349	627712	685660	57948	2938407	3304706	366299	1104
			560853	523595	-37258	168053	414696	246643	11041
			2862	4580	1717	28349	72051	43703	11042
36222	74572	38349	63997	157485	93489	2742005	2817959	75954	11043
			74175	64090	-10085	2567691	1104251	-1463441	12
			74175	64090	-10085	2567691	1104251	-1463441	120
			74175	64090	-10085	2567691	1104251	-1463441	1200
			73375	63300	-10075	2566571	1103131	-1463441	12001
			800	790	-10	1120	1120		12009
58787	94255	35467	22675152	32444263	9769111	65966099	66902444	936344	13
57504	91410	33906	21401021	30873260	9472239	62590565	64116359	1525794	131
3280	12743	9463	7826722	15184413	7357691	34442351	35464568	1022217	1311
3280	12743	9463	7826722	15184413	7357691	34442351	35464568	1022217	13112
44031	60070	16039	13502367	15208761	1706395	27796067	28282704	486637	1312
44031	60070	16039	13398566	15093077	1694511	27514262	27967344	453082	13121
			38624	43183	4559	191411	191299	-112	13122

TABLE - 13.0 **STOCKS STATISTICS** **PUNJAB 2015-16**

Value in '000' Rs

Industry Code	Industry Major Groups & Industries	No. of establishments	Total stocks: Value at the beginning of the year (col 7+10+13+16)	Total stocks: Value at the end of the year (col 8+11+14+17)	Total stocks: Net stocks increase (col 9+12+15+18)	Input materials: Value at the beginning of the year	Input materials: Value at the end of the year	Input materials: Net stocks increase
1	2	3	4	5	6	7	8	9
13129	Others n.e.c.	83	368505	326167	-42338	212935	129605	-83330
1313	Finishing of textiles	324	4339535	4094846	-244689	3905262	3227076	-678186
13131	Bleaching & dyeing of fabrics	324	4339535	4094846	-244689	3905262	3227076	-678186
139	Other textiles	1457	10306807	12117072	1810265	5655858	7757140	2101281
1392	Made-up textile articles	271	8423031	10359926	1936895	4485878	6682201	2196323
13921	Madeup articles of any textile material	212	5436761	6323546	886785	2469050	3374902	905852
13922	Made-up furnishing articles	47	2915743	4032263	1116520	1946423	3303548	1357125
13929	Others n.e.c.	12	70527	4117	-66410	70405	3752	-66654
1393	Carpets & rugs	67	918763	1029630	110867	572130	608093	35963
13930	Floor coverings like carpets, rugs etc.	67	918763	1029630	110867	572130	608093	35963
1394	Cordage, rope, twine & netting	18	160721	145146	-15575	74117	63241	-10876
13941	Twine, cordage, rope etc.	18	160721	145146	-15575	74117	63241	-10876
1399	Other textiles n.e.c.	1101	804292	582371	-221921	523733	403604	-120129
13991	Labels/ badges etc.	45	48500	42503	-5997	37118	32722	-4396
13992	Tulles/ laces & other net fabrics	1023	570022	489765	-80258	350730	346559	-4171
13999	Others n.e.c.	33	185770	50103	-135666	135885	24323	-111563
14	WEARING APPAREL	1713	38832068	35703179	-3128889	22590801	18350798	-4240003
141	Wearing apparel	1582	29191438	26925487	-2265951	14945579	11482727	-3462852
1410	Wearing apparel	1582	29191438	26925487	-2265951	14945579	11482727	-3462852
14101	Wearing apparel of leather	157	4828231	3329413	-1498818	3167659	1464520	-1703139
14102	Outerwear/ work wear	757	19866894	19650080	-216814	8659949	7821188	-838761
14103	Underwear/ nightwear	161	1140995	756548	-384446	721703	346988	-374715
14104	Babies' garments/ tracksuits etc.	20	1337189	1409744	72555	877537	742763	-134774
14105 &	Other clothing accessories							
14109	Others n.e.c.	487	2018130	1779701	-238429	1518730	1107267	-411463
143	Knitted & crocheted apparel	131	9640630	8777692	-862938	7645223	6868072	-777151
1430	Knitted & crocheted apparel	131	9640630	8777692	-862938	7645223	6868072	-777151
14301	Knitted or crocheted wearing apparel	30	4705237	4711649	6413	4552709	4597971	45263
14302	Hosiery, socks, tights & pantyhose etc	101	4935393	4066042	-869351	3092514	2270100	-822414
15	LEATHER PRODUCTS	998	15542601	14385259	-1157342	4686538	4882347	195809
151	Tanning of leather & leather products	294	5921332	5088851	-832481	1753533	2057294	303761
1511	Tanning & dressing of leather	258	4210093	3160258	-1049836	747240	908431	161190
15111	Tanning/ dressing of hides & skins	253	4210093	3160258	-1049836	747240	908431	161190
15119	Others n.e.c.	5						
1512	Luggage, h&bags, saddlery etc.	36	1711239	1928593	217355	1006293	1148863	142570
15121	Luggage, h&bags etc.	26	1063422	1379725	316303	920760	1056970	136210
15122	Articles of leather etc.	10	647817	548868	-98949	85533	91893	6360
152	Footwear	704	9621269	9296408	-324861	2933005	2825053	-107952
1520	Footwear	704	9621269	9296408	-324861	2933005	2825053	-107952
15201	Footwear	698	9620218	9295824	-324394	2932538	2825053	-107485
15202	Leather parts of footwear etc.	6	1051	584	-467	467		-467
16	WOOD AND WOOD PRODUCTS	596	705752	961328	255576	338881	325406	-13474
161	Sawmilling & planning of wood	142	138642	135924	-2718	50307	42580	-7728
1610	Sawmilling & planning of wood	142	138642	135924	-2718	50307	42580	-7728
16101	Sawing & planning of wood	142	138642	135924	-2718	50307	42580	-7728
162	Products of wood, cork, straw etc.	454	567110	825404	258294	288573	282827	-5747
1621	Veneer sheets & wood-based panels	47	333237	393747	60510	137678	168679	31001
16211	Manufacture of veneer sheets	6	100	6110	6010		6110	6110
16212	Plywood/ veneer panel/ laminated sheets	35	180444	231236	50792	55620	66305	10685
16213	Particle board/ densified wood etc.	6	152693	156401	3708	82058	96264	14206
1622	Builders' carpentry & joinery	120	73112	267526	194414	58787	24626	-34161
16221	Wooden goods of construction industry	120	73112	267526	194414	58787	24626	-34161
1623	Wooden containers	180	53592	52080	-1511	35645	35495	-150
16231	Packing boxes, crates, drums of wood	180	53592	52080	-1511	35645	35495	-150
1629	Other wood products	107	107170	112051	4882	56464	54027	-2437
16291	Wood products	107	107170	112051	4882	56464	54027	-2437
17	PAPER AND PAPER PRODUCTS	530	3262226	2888764	-373462	2126911	1679346	-447565
170	Paper & paper products	530	3262226	2888764	-373462	2126911	1679346	-447565
1701	Pulp, paper & paperboard	195	2030239	1596231	-434008	1204422	729394	-475028
17013	Paper & paperboard	192	1982736	1557191	-425545	1181195	712569	-468626
17019	Others n.e.c.	3	47503	39040	-8463	23227	16825	-6402
1702	Corrugated paper/ paperboard & containers	316	1202749	1254871	52122	901726	921788	20062
17021	Corrugated paper/ paperboard containers	309	1199158	1222533	23374	901726	899503	-2223
17022	Sacks, bags & similar articles of paper	7	3590	32338	28748		22285	22285
1709	Other articles of paper & paperboard	19	29238	37663	8425	20762	28164	7401
17091	Personal hygiene paper product	8	5589	25351	19762	200	19962	19762
17099	Others n.e.c.	11	23649	12311	-11337	20562	8202	-12360
18	PRINTING/REPRODUCTION OF RECORDED MEDIA	270	1332461	1929026	596565	1091717	1318397	226679
181	Printing	270	1332461	1929026	596565	1091717	1318397	226679
1811	Printing	267	1319286	1919480	600194	1079037	1309431	230393

TABLE - 13.0 **STOCKS STATISTICS** **PUNJAB 2015-16**

Value in '000' Rs

Goods purchased for resale			Work in Process			Finished products and by-products			
Value at the beginning of the year	Value at the end of the year	Net stocks increase	Value at the beginning of the year	Value at the end of the year	Net stocks increase	Value at the beginning of the year	Value at the end of the year	Net stocks increase	Industry Code
10	11	12	13	14	15	16	17	18	1
			65176	72501	7325	90394	124061	33667	13129
10193	18597	8404	71932	480086	408154	352147	369087	16940	1313
10193	18597	8404	71932	480086	408154	352147	369087	16940	13131
1283	2845	1562	1274131	1571003	296872	3375534	2786085	-589449	139
1283	2592	1309	1147530	1448596	301066	2788339	2226537	-561802	1392
			699154	1189599	490445	2268557	1759045	-509512	13921
1283	2592	1309	448255	258631	-189624	519782	467492	-52290	13922
			122	365	244				13929
			31884	46124	14240	314750	375413	60664	1393
			31884	46124	14240	314750	375413	60664	13930
			35581	30882	-4699	51022	51022		1394
			35581	30882	-4699	51022	51022		13941
	253	253	59136	45402	-13734	221423	133112	-88310	1399
			7368	6265	-1103	4014	3516	-498	13991
	253	253	33306	27852	-5455	185986	115101	-70885	13992
			18461	11285	-7176	31423	14495	-16927	13999
14671	18487	3817	8263472	8572819	309347	7963124	8761075	797950	14
14671	16717	2046	7652359	7875638	223279	6578830	7550406	971576	141
14671	16717	2046	7652359	7875638	223279	6578830	7550406	971576	1410
10189	12166	1977	1086918	1065806	-21113	563464	786921	223457	14101
4449	4426	-22	5939678	6004849	65171	5262819	5819617	556798	14102
			146570	161651	15081	272721	247909	-24812	14103
			326358	442753	116396	133294	224228	90934	14104
33	125	91	152836	200579	47744	346531	471730	125199	14105 & 14109
	1770	1770	611113	697181	86068	1384294	1210669	-173626	143
	1770	1770	611113	697181	86068	1384294	1210669	-173626	1430
	1770	1770	69832	78979	9147	82696	32929	-49767	14301
			541281	618202	76921	1301598	1177740	-123858	14302
	1493	1493	2304086	2388885	84799	8551977	7112534	-1439443	15
			1592686	1394090	-198595	2575113	1637467	-937646	151
			1394616	1155474	-239142	2068237	1096353	-971884	1511
			1394616	1155474	-239142	2068237	1096353	-971884	15111
									15119
			198070	238616	40547	506876	541114	34238	1512
			86540	142652	56112	56122	180104	123982	15121
			111530	95964	-15566	450754	361010	-89744	15122
	1493	1493	711400	994795	283394	5976864	5475068	-501796	152
	1493	1493	711400	994795	283394	5976864	5475068	-501796	1520
	1493	1493	711400	994795	283394	5976280	5474484	-501796	15201
						584	584		15202
5073	18852	13779	108195	38271	-69924	253602	578798	325196	16
	15102	15102	21290	11345	-9945	67045	66897	-147	161
	15102	15102	21290	11345	-9945	67045	66897	-147	1610
	15102	15102	21290	11345	-9945	67045	66897	-147	16101
5073	3750	-1323	86905	26926	-59979	186558	511901	325343	162
			74336	2178	-72158	121223	222890	101667	1621
						100		-100	16211
			74336	2178	-72158	50488	162753	112265	16212
						70635	60137	-10498	16213
	1636	1636	476	1551	1075	13849	239712	225864	1622
	1636	1636	476	1551	1075	13849	239712	225864	16221
5073	2114	-2959	4862	8900	4038	8012	5572	-2439	1623
5073	2114	-2959	4862	8900	4038	8012	5572	-2439	16231
			7231	14297	7066	43475	43727	252	1629
			7231	14297	7066	43475	43727	252	16291
3852	7577	3725	444060	254843	-189217	687404	946999	259595	17
3852	7577	3725	444060	254843	-189217	687404	946999	259595	170
3852	3419	-433	359315	144796	-214519	462650	718623	255972	1701
3852	3419	-433	359315	144796	-214519	438374	696408	258033	17013
						24276	22215	-2061	17019
	4158	4158	84745	110047	25302	216277	218877	2600	1702
	232	232	84745	107510	22765	212687	215287	2600	17021
	3926	3926		2537	2537	3590	3590		17022
						8476	9499	1023	1709
						5390	5390		17091
						3086	4109	1023	17099
			187283	543372	356089	53460	67258	13797	18
			187283	543372	356089	53460	67258	13797	181
			187283	543372	356089	52965	66678	13712	1811

TABLE - 13.0 **STOCKS STATISTICS** **PUNJAB 2015-16**

Value in '000' Rs

Industry Code	Industry Major Groups & Industries	No. of establishments	Total stocks: Value at the beginning of the year (col 7+10+13+16)	Total stocks: Value at the end of the year (col 8+11+14+17)	Total stocks: Net stocks increase (col 9+12+15+18)	Input materials: Value at the beginning of the year	Input materials: Value at the end of the year	Input materials: Net stocks increase
1	2	3	4	5	6	7	8	9
18111	Printing of newspapers/ magazines	2						
18112	Printing of books, brochures, maps etc	126	1076881	1600760	523878	877460	1050098	172637
18114	Printing of diaries & calendars etc	8	4683	4050	-633	4683	3417	-1266
18115	Printing on textile, glass, metal, wood	126	236992	312996	76004	196338	254457	58118
18119	Other printing n.e.c.	5	730	1674	944	556	1459	903
1812	Service related to printing	3	13175	9546	-3629	12680	8966	-3714
18121 &	Binding of printed sheets							
18124	Preparation of plates & dies	3	13175	9546	-3629	12680	8966	-3714
19	COKE AND REFINED PETROLEUM PRODUCTS	34	6721012	6869633	148621	2557342	2338765	-218577
192	Refined petroleum products	34	6721012	6869633	148621	2557342	2338765	-218577
1920	Refined petroleum products	34	6721012	6869633	148621	2557342	2338765	-218577
19201	Production of motor fuel/ kerosene etc.	3	6606278	6707642	101364	2462491	2200687	-261804
19203	Oil-based lubricating oils or greases	24	112413	132069	19656	92630	112156	19526
19205 &	White spirit, vaseline, paraffin wax							
19207	Blending of bio fuels	7	2321	29922	27601	2221	25922	23701
20	CHEMICALS AND CHEMICAL PRODUCTS	594	39188417	43194738	4006321	13683539	15100115	1416576
201	Basic chemicals, fertilizers etc.	237	28201613	30844377	2642763	7476021	8361575	885554
2011	Basic chemicals	107	10318501	11305441	986940	5939823	6068025	128202
20111	Inorganic industrial/ medical gases	12	17003	23217	6214	8788	10657	1870
20112	Dyes & pigments in basic form	28	1583582	1579265	-4317	518846	549179	30334
20113	Manufacture of inorganic acids & bases	26	1950750	2454272	503522	713619	873210	159591
20114	Chemical elements & other inorganic compounds	2	1455	1882	427	500	627	127
20115	Basic organic chemicals	28	6585816	6832565	246749	4557938	4326808	-231129
20119	Others n.e.c.	11	179895	414241	234346	140132	307543	167411
2012	Fertilizers & nitrogen compounds	16	15756472	16537053	780582	52473	227388	174915
20121 &	Fertilizers							
20122	Nitrogen products	16	15756472	16537053	780582	52473	227388	174915
2013	Plastics & synthetic rubber	114	2126641	3001882	875242	1483726	2066162	582436
20131	Plastics in primary forms	114	2126641	3001882	875242	1483726	2066162	582436
202	Other chemical products	350	10790560	12149022	1358462	6085215	6623803	538588
2021	Pesticides/ agrochemical products etc	50	2531140	3915982	1384841	1069887	2267808	1197922
20211	Insecticides/ fungicides/ herbicides	50	2531140	3915982	1384841	1069887	2267808	1197922
2022	Paints, varnishes & printing ink etc.	96	2305135	2528624	223490	1230087	1357550	127462
20221	Paints & varnishes etc	88	2305135	2528624	223490	1230087	1357550	127462
20225	Caulking compounds etc	2						
20227	Printing ink	6						
2023	Soap, perfumes & toilet preparations	130	4364229	4412728	48499	2417251	1927631	-489620
20232	Soap	87	2715106	2117050	-598056	2176841	1517315	-659526
20234	Detergent, dish-washing preparation etc	7	239246	507909	268663	124692	292728	168036
20235	Cleaning & polishing products	10	17704	20657	2953	17704	20067	2363
20236 &	Perfumes & toilet preparations							
20239	Others n.e.c.	26	1392173	1767112	374939	98013	97520	-493
2029	Other chemical products n.e.c.	74	1590056	1291688	-298368	1367991	1070815	-297176
20291	Propellant powders/ explosives	28	397290	386057	-11232	274481	272746	-1735
20292	Gelatine/ glues & prepared adhesives	23	690209	375139	-315070	673699	358335	-315364
20293 &	Aromatic/odoriferous/distilled waters products							
20298	Matches	10	111228	141522	30294	111228	137375	26147
20299	Others n.e.c.	13	391330	388969	-2360	308583	302359	-6224
203	Man-made fibres	7	196244	201339	5095	122302	114736	-7566
2030	Man-made fibres	7	196244	201339	5095	122302	114736	-7566
20301	Synthetic or artificial filament tow	3	123975	116031	-7944	89070	81206	-7864
20303	Synthetic or artificial filament yarn	4	72269	85308	13039	33232	33530	298
21	BASIC PHARMACEUTICAL PRODUCTS	252	10060578	8621649	-1438929	6001285	4549648	-1451636
210	Pharmaceuticals	252	10060578	8621649	-1438929	6001285	4549648	-1451636
2100	Pharmaceuticals	252	10060578	8621649	-1438929	6001285	4549648	-1451636
21001	Medicinal active substances	200	6136068	6550168	414101	4054823	4176801	121978
21003	Medicaments/ homeopathic preparations	40	3572766	1688475	-1884291	1906195	343323	-1562872
21009	Other such activities n.e.c.	12	351744	383005	31261	40267	29525	-10742
22	RUBBER AND PLASTICS PRODUCTS	868	10569922	9714048	-855874	7181179	6851427	-329752
221	Rubber products	105	3221534	1318062	-1903472	2521993	633782	-1888211
2211	Rubber tyres & tubes	16	2958184	1021790	-1936394	2352359	424230	-1928129
22111	Rubber tyres	14	2958184	1021790	-1936394	2352359	424230	-1928129
22112	Inner tubes for tyres	2						
2219	Other rubber products	89	263351	296272	32922	169634	209552	39918
22191	Other products of rubber	89	263351	296272	32922	169634	209552	39918
222	Plastics products	763	7348388	8395986	1047598	4659185	6217645	1558459
2220	Plastics products	763	7348388	8395986	1047598	4659185	6217645	1558459
22201	Plastic products for packing of goods	370	6181067	6922516	741450	3924327	5201249	1276922
22202	Builders' plastics ware	47	128818	214326	85507	75471	166604	91134
22203	Plastic tableware, kitchenware etc	183	621379	671265	49886	375106	421190	46084
22209	Other diverse plastic products	163	417124	587879	170755	284282	428601	144320

TABLE - 13.0 **STOCKS STATISTICS** **PUNJAB 2015-16**

Value in '000' Rs

Goods purchased for resale			Work in Process			Finished products and by-products			
Value at the beginning of the year	Value at the end of the year	Net stocks increase	Value at the beginning of the year	Value at the end of the year	Net stocks increase	Value at the beginning of the year	Value at the end of the year	Net stocks increase	Industry Code
10	11	12	13	14	15	16	17	18	1
									18111
			174136	518924	344788	25285	31738	6453	18112
							633	633	18114
			12975	24233	11258	27678	34307	6628	18115
			172	215	43	2		-2	18119
						495	580	85	1812
									18121 &
						495	580	85	18124
			234	2134	1900	4163436	4528734	365298	19
			234	2134	1900	4163436	4528734	365298	192
			234	2134	1900	4163436	4528734	365298	1920
						4143787	4506955	363168	19201
			134	134		19649	19779	130	19203
									19205 &
			100	2000	1900		2000	2000	19207
3161217	592122	-2569095	1619698	2214393	594696	20723964	25288108	4564144	20
3080236	504632	-2575604	1172204	1469328	297125	16473153	20508841	4035689	201
	112434	112434	791956	963010	171055	3586722	4161972	575249	2011
				378	378	8215	12182	3966	20111
			578442	586771	8329	486294	443314	-42980	20112
			168674	218938	50264	1068457	1362124	293667	20113
						955	1255	300	20114
	112434	112434	44839	156923	112084	1983039	2236400	253361	20115
						39763	106698	66935	20119
3080236	391189	-2689047	312156	320024	7868	12311608	15598453	3286845	2012
									20121 &
3080236	391189	-2689047	312156	320024	7868	12311608	15598453	3286845	20122
	1009	1009	68093	186295	118202	574823	748417	173594	2013
	1009	1009	68093	186295	118202	574823	748417	173594	20131
79973	86482	6509	440646	738028	297383	4184726	4700708	515982	202
			21726	64937	43212	1439528	1583236	143708	2021
			21726	64937	43212	1439528	1583236	143708	20211
79367	81759	2392	27349	33652	6302	968331	1055663	87332	2022
79367	81759	2392	27349	33652	6302	968331	1055663	87332	20221
									20225
									20227
			365814	588700	222886	1581164	1896397	315233	2023
			227398	276526	49128	310867	323209	12342	20232
			11175	114652	103477	103378	100528	-2849	20234
							590	590	20235
									20236 &
			127241	197522	70281	1166919	1472070	305151	20239
607	4723	4116	25757	50739	24983	195702	165411	-30291	2029
			16969	14454	-2515	105839	98857	-6982	20291
607		-607	8787	11541	2753	7117	5264	-1853	20292
									20293 &
	4067	4067					80	80	20298
	656	656		24744	24744	82747	61210	-21537	20299
1008	1008		6848	7037	188	66086	78559	12473	203
1008	1008		6848	7037	188	66086	78559	12473	2030
			5988	4948	-1040	28917	29877	960	20301
1008	1008		860	2089	1228	37169	48682	11513	20303
14784	15448	664	432007	594943	162935	3612502	3461610	-150892	21
14784	15448	664	432007	594943	162935	3612502	3461610	-150892	210
14784	15448	664	432007	594943	162935	3612502	3461610	-150892	2100
14784	15448	664	326374	469224	142850	1740087	1888695	148609	21001
			99126	119692	20566	1567446	1225460	-341985	21003
			6508	6026	-482	304969	347454	42485	21009
8977	12699	3721	650904	558862	-92042	2728862	2291061	-437801	22
			268552	211804	-56748	430989	472476	41487	221
			205144	208242	3098	400680	389318	-11362	2211
			205144	208242	3098	400680	389318	-11362	22111
									22112
			63408	3562	-59845	30309	83158	52849	2219
			63408	3562	-59845	30309	83158	52849	22191
8977	12699	3721	382352	347057	-35295	2297873	1818585	-479287	222
8977	12699	3721	382352	347057	-35295	2297873	1818585	-479287	2220
6592	10313	3721	308445	289290	-19156	1941702	1421664	-520038	22201
			225	332	107	53122	47389	-5733	22202
			38165	29989	-8176	208107	220086	11979	22203
2385	2385		35516	27447	-8070	94941	129446	34505	22209

TABLE - 13.0 **STOCKS STATISTICS** **PUNJAB**
2015-16
Value in '000' Rs

Industry Code	Industry Major Groups & Industries	No. of establishments	Total stocks: Value at the beginning of the year (col 7+10+13+16)	Total stocks: Value at the end of the year (col 8+11+14+17)	Total stocks: Net stocks increase (col 9+12+15+18)	Input materials: Value at the beginning of the year	Input materials: Value at the end of the year	Input materials: Net stocks increase
1	2	3	4	5	6	7	8	9
23	OTHER NON-METALLIC MINERAL PRODUCTS	10055	24721071	23419164	-1301907	8255235	8792135	536900
231	Glass & glass products	56	2480035	3111102	631067	193560	304754	111194
2310	Glass & glass products	56	2480035	3111102	631067	193560	304754	111194
23101	Flat glass/ glass paving blocks	20	2338966	2834038	495072	79931	144345	64413
23102	Glass mirror/ bottle/ drinking glass	10	59020	146859	87839	34774	33860	-914
23103	Pharmaceutical glassware etc.	4						
23109	Others glass products n.e.c.	22	82049	130205	48156	78855	126550	47695
239	Non-metallic mineral products n.e.c.	9999	22241036	20308062	-1932973	8061674	8487380	425706
2391	Refractory products	4	35805	24141	-11664	5062	5114	52
23912	Manufacture of refractory ceramic goods	4	35805	24141	-11664	5062	5114	52
2392	Clay building materials	9193	13848298	14559658	711361	6512529	7093810	581282
23922	Non-refractory clay building materials	9156	13569207	14387594	818387	6454565	7084008	629443
23923	Ceramic sanitary fixtures	37	279091	172064	-107026	57964	9803	-48161
2393	Other porcelain & ceramic products	165	938891	743232	-195659	454843	337471	-117372
23931	Ceramic tableware & domestic articles	158	651410	528671	-122739	454338	337219	-117120
23932	Electrical fittings of ceramics etc.	2	280861	214309	-66551			
23939	Other porcelain & ceramic products	5	6621	253	-6368	505	253	-253
2394	Cement, lime & plaster	22	6165906	3589951	-2575955	257702	330279	72578
23941	Clinkers & hydraulic cement	9	6163549	3585822	-2577727	256534	327126	70592
23943	Plasters of calcined gypsum/ sulphate	13	2358	4129	1772	1168	3154	1986
2395	Articles of concrete, cement & plaster	321	843319	1052571	209252	535980	524630	-11350
23951	Precast concrete, cement or stone	241	817188	1032827	215639	520649	515717	-4932
23959	Other articles of concrete or cement	80	26132	19744	-6387	15330	8913	-6417
2396	Cutting, shaping & finishing of stone	280	382702	278465	-104236	270997	138753	-132245
23961	Cutting, shaping & finishing of stone	280	382702	278465	-104236	270997	138753	-132245
2399	Other non-metallic mineral products	14	26115	60043	33928	24562	57323	32761
23991	Millstones/abrasive products and polishing	6						
23993	Mineral insulating materials	2	3760	2000	-1760	3000	2000	-1000
23995 &	Articles of asphalt etc							
23999	Manufacture of other such products n.e.c.	6	22355	58043	35688	21562	55323	33761
24	BASIC METALS	714	20736965	27224788	6487824	15645781	22602960	6957179
241	Basic iron & steel	454	19987245	26046361	6059116	15161594	21683385	6521791
2410	Basic iron & steel	454	19987245	26046361	6059116	15161594	21683385	6521791
24102 &	Pig iron/spiegeleisen/ferro-alloys & ferrous products							
24104	Remelting of scrap ingot of iron/ steel	64	1399738	2113451	713712	1184072	1573376	389304
24106	Hot/cold-rolled products of steel	303	15570359	18173492	2603133	11758903	15278088	3519185
24108	Welded tubes & pipes of steel	73	3014071	5747365	2733294	2215543	4819869	2604326
24109	Others n.e.c.	14	3076	12052	8976	3076	12052	8976
242	Basic precious & non-ferrous metals	92	412469	936762	524293	218376	752411	534035
2420	Basic precious & non-ferrous metals	92	412469	936762	524293	218376	752411	534035
24202	Aluminium & alloys	48	252055	735438	483383	116557	601422	484865
24203	Lead, zinc, tin & alloys from ores	4	3661	4647	986	887	1380	493
24205 &	Copper alloys							
24206	Chrome, manganese, nickel & alloys etc	40	156753	196677	39924	100931	149609	48678
243	Casting of metals	168	337251	241665	-95586	265811	167164	-98648
2431	Casting of iron & steel	158	325951	230365	-95586	254511	155864	-98648
24311	Casting of iron	124	214640	140470	-74170	153352	82970	-70382
24312	Casting of steel	34	111311	89895	-21415	101159	72894	-28266
2432	Casting of non-ferrous metals	10	11300	11300		11300	11300	
24324	Casting of precious metal castings	10	11300	11300		11300	11300	
25	FABRICATED METAL PRODUCTS	1642	6900546	5812141	-1088405	4875634	3904488	-971145
251	Structural metal products etc	396	2107287	1096903	-1010384	1514351	736431	-777920
2511	Structural metal products	354	1833303	812121	-1021182	1332700	543714	-788986
25111	Metal framework/ skeleton etc	26	1430912	327386	-1103526	1083197	203284	-879913
25112	Metal door, window, shutter, gates etc	279	277390	344608	67217	165504	234619	69116
25119	Others n.e.c.	49	125001	140127	15127	83999	105811	21812
2512	Tanks, reservoirs & containers of metal	35	47576	50521	2945	35376	38895	3519
25121	Reservoirs, tanks & containers of metal	6						
25122	Metal containers for gas	27	47576	50521	2945	35376	38895	3519
25123	Central heating boilers & radiators	2						
2513	Steam generators	7	226408	234261	7853	146275	153822	7547
25131 &	Steam/ vapour generator, condenser etc							
25132	Parts for marine or power boilers/ nuclear reactors et	7	226408	234261	7853	146275	153822	7547
252	Weapons & ammunition	3	157855	87151	-70704	500	510	10
2520	Weapons & ammunition	3	157855	87151	-70704	500	510	10
25201 &	Heavy weapons							
25202	Small arms	3	157855	87151	-70704	500	510	10
259	Other fabricated metal products	1243	4635404	4628087	-7317	3360783	3167547	-193236
2592	Treatment & coating of metals	5	531	539	8	123	127	4
25921 &	Plating, anodizing, s&blasting etc.							
25922	Colouring/engraving, non-metallic coating metals	5	531	539	8	123	127	4
2593	Cutlery, h& tools & general hardware	439	849900	578310	-271590	537478	310689	-226789
25931	Cutlery	245	649148	468934	-180214	407661	244970	-162691

TABLE - 13.0 **STOCKS STATISTICS** **PUNJAB**
2015-16
Value in '000' Rs

Goods purchased for resale			Work in Process			Finished products and by-products			
Value at the beginning of the year	Value at the end of the year	Net stocks increase	Value at the beginning of the year	Value at the end of the year	Net stocks increase	Value at the beginning of the year	Value at the end of the year	Net stocks increase	Industry Code
10	11	12	13	14	15	16	17	18	1
62775	106266	43491	6241756	3508918	-2732838	10161304	11011845	850540	23
			171572	161197	-10375	2114903	2645150	530247	231
			171572	161197	-10375	2114903	2645150	530247	2310
			169000	158700	-10300	2090035	2530993	440958	23101
						24246	112999	88753	23102
									23103
			2573	2498	-75	622	1158	536	23109
62775	106266	43491	6070184	3347721	-2722464	8046401	8366695	320293	239
6495		-6495				24248	19027	-5221	2391
6495		-6495				24248	19027	-5221	23912
40027	89502	49475	1296418	1092428	-203990	5999324	6283919	284595	2392
40027	89502	49475	1294185	1086637	-207547	5780430	6127447	347017	23922
			2234	5791	3557	218894	156471	-62422	23923
			52870	31620	-21250	431178	374141	-57036	2393
			21408	9705	-11703	175663	181747	6083	23931
			31462	21915	-9547	249399	192394	-57004	23932
						6116		-6116	23939
			4683934	2176950	-2506984	1224270	1082721	-141549	2394
			4683740	2176795	-2506945	1223276	1081902	-141374	23941
			195	156	-39	995	820	-175	23943
95	322	227	24863	25136	272	282381	502484	220103	2395
95	322	227	21800	22525	724	274643	494264	219621	23951
			3063	2611	-452	7738	8220	482	23959
16158	16442	285	11469	20957	9488	84078	102313	18235	2396
16158	16442	285	11469	20957	9488	84078	102313	18235	23961
			630	630		923	2090	1167	2399
									23991
						760		-760	23993
									23995 &
			630	630		163	2090	1927	23999
30265	39280	9015	623253	1028534	405281	4437666	3554014	-883652	24
29156	37801	8645	586529	979502	392973	4209966	3345672	-864294	241
29156	37801	8645	586529	979502	392973	4209966	3345672	-864294	2410
									24102 &
			51734	92936	41201	163933	447139	283207	24104
29156	37801	8645	197058	652094	455036	3585242	2205508	-1379733	24106
			337736	234472	-103264	460792	693025	232233	24108
									24109
1109	1479	370	4480	5037	557	188504	177835	-10669	242
1109	1479	370	4480	5037	557	188504	177835	-10669	2420
			1219	1149	-70	134279	132867	-1412	24202
1109	1479	370	616	740	123	1048	1048		24203
									24205 &
			2645	3148	504	53177	43920	-9257	24206
			32244	43995	11751	39196	30507	-8689	243
			32244	43995	11751	39196	30507	-8689	2431
			27494	29470	1977	33794	28029	-5765	24311
			4750	14525	9774	5401	2477	-2924	24312
									2432
									24324
16878	20335	3457	564895	688308	123413	1443140	1199010	-244130	25
2551	2735	185	224667	145847	-78820	365719	211890	-153829	251
2551	2735	185	195983	107965	-88018	302069	157706	-144363	2511
			177867	92519	-85348	169848	31583	-138266	25111
2551	2735	185	17715	15072	-2643	91620	92181	561	25112
			401	374	-27	40601	33942	-6658	25119
						12200	11626	-573	2512
									25121
						12200	11626	-573	25122
									25123
			28684	37882	9198	51450	42558	-8892	2513
									25131 &
			28684	37882	9198	51450	42558	-8892	25132
			13372	25305	11933	143983	61336	-82647	252
			13372	25305	11933	143983	61336	-82647	2520
									25201 &
			13372	25305	11933	143983	61336	-82647	25202
14327	17599	3272	326856	517156	190300	933438	925784	-7654	259
			187	191	4	221	221		2592
									25921 &
			187	191	4	221	221		25922
1882	1990	109	132792	83816	-48976	177748	181815	4066	2593
487	596	109	116824	63775	-53049	124176	159593	35417	25931

TABLE - 13.0 **STOCKS STATISTICS** **PUNJAB 2015-16**

Value in '000' Rs

Industry Code	Industry Major Groups & Industries	No. of establishments	Total stocks: Value at the beginning of the year (col 7+10+13+16)	Total stocks: Value at the end of the year (col 8+11+14+17)	Total stocks: Net stocks increase (col 9+12+15+18)	Input materials: Value at the beginning of the year	Input materials: Value at the end of the year	Input materials: Net stocks increase
1	2	3	4	5	6	7	8	9
25932	Knives, h& tools, saw blades etc	123	101959	47139	-54820	57756	28039	-29717
25933	Padlocks, locks, keys, hinges etc	57	81706	56476	-25230	55529	32157	-23372
25934	Other tools of such nature n.e.c.	14	17087	5761	-11325	16532	5522	-11010
2599	Other fabricated metal products n.e.c.	799	3784973	4049238	264265	2823182	2856732	33550
25991	Cans, drums, buckets, boxes, tins etc	76	293920	438540	144620	271361	415925	144564
25992	Uninsulated or insulated metal cable	4	2384	1715	-669	1255	1129	-125
25993	Nails, bolts, screws, nuts, chains etc.	118	294749	280680	-14069	136900	153093	16193
25994	Metal household articles	304	1864783	1951300	86517	1470949	1414284	-56665
25995	Metal goods for office use	48	293804	338956	45152	67588	70276	2688
25996	Safes, strongboxes, armoured doors etc.	85	180201	104651	-75550	126986	59585	-67401
25997	Various metal articles	100	335598	351713	16115	271195	288764	17569
25999	Others n.e.c.	64	519534	581684	62150	476949	453676	-23273
26	COMPUTER, ELECTRONIC AND OPTICAL PRODUCTS	27	810427	1101870	291443	274323	459366	185043
261	Electronic components & boards	7	274047	307825	33778	182144	206255	24111
2610	Electronic components & boards	7	274047	307825	33778	182144	206255	24111
26101	Capacitors, resistors, microprocessors	7	274047	307825	33778	182144	206255	24111
263	Communication equipment	4	10574	8815	-1759	8815	8815	
2630	Communication equipment	4	10574	8815	-1759	8815	8815	
26303	Cable television equipment, antenna etc	4	10574	8815	-1759	8815	8815	
264	Consumer electronics	5	352284	443508	91224			
2640	Consumer electronics	5	352284	443508	91224			
26402	Televisions, monitors & displays	2	352284	443508	91224			
26409	Others n.e.c.	3						
265	Measuring equipment; watches/ clocks	11	173522	341722	168200	83364	244296	160932
2651	Measuring, navigating/ control equipment	7	147046	314293	167247	57685	216867	159182
26514	Measuring & control equipment	2	10700	11420	720	10700	11420	720
26519	Manufacture of others n.e.c.	5	136346	302873	166527	46985	205447	158462
2652	Watches & clocks	4	26476	27429	953	25679	27429	1750
26521	Watches & clocks	4	26476	27429	953	25679	27429	1750
27	ELECTRICAL EQUIPMENT	634	11744647	12951267	1206620	5787118	7364068	1576949
271	Electric motor, generator, transformer	115	6132644	6983791	851147	1150469	2542452	1391983
2710	Electric motors, generators, transformers etc.	115	6132644	6983791	851147	1150469	2542452	1391983
27101	Electric transformers	19	3003923	3706666	702744	244569	156045	-88524
27102	Electric motors/ power generators etc	15	119738	117992	-1746	38294	30936	-7358
27103 &	Electric power distribution panel etc.							
27104	Switchboard apparatus, fuses, switches	52	2512916	2870079	357163	578504	2283746	1705242
27109	Others n.e.c.	29	496068	289054	-207013	289102	71725	-217376
272	Batteries & accumulators	11	258714	224792	-33922	120433	82056	-38377
2720	Batteries & accumulators	11	258714	224792	-33922	120433	82056	-38377
27203	Lead acid/ lithium/ dry/ wet batteries	11	258714	224792	-33922	120433	82056	-38377
273	Wiring & wiring devices	80	1845056	2675858	830801	1554552	2224729	670178
2731 &	Fibre optic cables							
2732	Other electric wires & cables	80	1845056	2675858	830801	1554552	2224729	670178
27310 &	Fibre optic cable for data transmission etc.							
27320	Insulated wire & cable	80	1845056	2675858	830801	1554552	2224729	670178
274	Electric lighting equipment	35	524561	285325	-239237	519136	282428	-236708
2740	Electric lighting equipment	35	524561	285325	-239237	519136	282428	-236708
27401	Lamps, bulbs, ch&eliers,lanterns etc.	6	488641	247894	-240747	488016	247894	-240122
27409	Others n.e.c.	29	35920	37431	1510	31120	34534	3414
275	Domestic appliances	375	2940863	2723854	-217009	2406211	2181198	-225014
2750	Domestic appliances	375	2940863	2723854	-217009	2406211	2181198	-225014
27501	Domestic electric appliances	326	2769346	2571328	-198018	2252495	2044597	-207898
27502	Domestic electrothermic appliances	6	100	4530	4430	100	4530	4430
27503	Domestic non-electric cooking equipment	43	171417	147995	-23422	153616	132070	-21546
279	Other electrical equipment	18	42808	57647	14840	36317	51204	14887
2790	Other electrical equipment	18	42808	57647	14840	36317	51204	14887
27901	Battery chargers & electrical bells etc	4		1200	1200		1200	1200
27909	Others n.e.c.	14	42808	56447	13640	36317	50004	13687
28	MACHINERY AND EQUIPMENT N.E.C.	770	5611242	5738659	127418	2311748	2246173	-65575
281	General-purpose machinery	303	2830923	2728327	-102596	1335471	1341149	5678
2811	Engines & turbines	5	11143	24267	13124	4952	5448	495
28112	Turbines & parts etc	5	11143	24267	13124	4952	5448	495
2813	Other pumps, compressors, taps & valves	147	1227441	1286601	59160	361109	438214	77105
28131	Air or vacuum pumps/ compressors	2	411431	256813	-154618	96997	152989	55992
28132	Pumps for liquids	97	776425	985438	209012	245345	252148	6803
28133	Pumps for engines/ motor vehicle pumps	10	17853	19778	1925	4918	16743	11824
28134	Industrial taps/ valves & h& pump etc	38	21731	24572	2841	13848	16334	2486
2814 &	Bearings, gears, gearing etc							
2815	Ovens, furnaces & furnace burners	7	22890	17440	-5450	16350	13080	-3270
28143 &	Gears, pulleys & transmission chain etc							
28151	Electrical & other furnaces, ovens,burners etc.	7	22890	17440	-5450	16350	13080	-3270
2816	Lifting & h&ling equipment	39	28773	26152	-2621	13996	10687	-3309
28161	Lifting, h&ling, loading machinery	39	28773	26152	-2621	13996	10687	-3309
2819	Other general-purpose machinery	105	1540677	1373868	-166809	939064	873721	-65343

TABLE - 13.0 **STOCKS STATISTICS** **PUNJAB 2015-16**

Value in '000' Rs

Goods purchased for resale			Work in Process			Finished products and by-products			
Value at the beginning of the year	Value at the end of the year	Net stocks increase	Value at the beginning of the year	Value at the end of the year	Net stocks increase	Value at the beginning of the year	Value at the end of the year	Net stocks increase	Industry Code
10	11	12	13	14	15	16	17	18	1
1394	1394		2412	8715	6303	40397	8990	-31407	25932
			13555	11326	-2229	12622	12992	370	25933
						554	239	-315	25934
12446	15609	3163	193877	433149	239272	755468	743749	-11720	2599
			5257	5592	336	17302	17023	-280	25991
			544		-544	585	585		25992
4574	4574		5631	5694	62	147643	117319	-30324	25993
21	344	323	63177	245179	182002	330637	291493	-39144	25994
5662	8601	2939	92800	112040	19240	127754	148039	20285	25995
99		-99	3010	1809	-1201	50106	43257	-6849	25996
2089	2089		18702	16513	-2188	43613	44347	734	25997
			4757	46323	41565	37828	81685	43858	25999
			441797	528790	86993	94307	113714	19407	26
			16092	28806	12714	75810	72764	-3046	261
			16092	28806	12714	75810	72764	-3046	2610
			16092	28806	12714	75810	72764	-3046	26101
						1759		-1759	263
						1759		-1759	2630
						1759		-1759	26303
			352284	443508	91224				264
			352284	443508	91224				2640
			352284	443508	91224				26402
									26409
			73421	56476	-16945	16737	40950	24213	265
			73421	56476	-16945	15940	40950	25010	2651
									26514
			73421	56476	-16945	15940	40950	25010	26519
						797		-797	2652
						797		-797	26521
4201	4366	165	2092434	2400466	308033	3860894	3182367	-678527	27
			1732492	1969622	237130	3249683	2471717	-777966	271
			1732492	1969622	237130	3249683	2471717	-777966	2710
			1401759	1326187	-75571	1357595	2224434	866839	27101
			17405	16503	-902	64039	70553	6514	27102
									27103 &
			219483	455968	236485	1714929	130365	-1584563	27104
			93845	170964	77119	113121	46365	-66756	27109
			121405	106023	-15382	16875	36712	19837	272
			121405	106023	-15382	16875	36712	19837	2720
			121405	106023	-15382	16875	36712	19837	27203
			105931	213406	107474	184574	237723	53149	273
									2731 &
			105931	213406	107474	184574	237723	53149	2732
									27310 &
			105931	213406	107474	184574	237723	53149	27320
			3449	2897	-552	1977		-1977	274
			3449	2897	-552	1977		-1977	2740
						625		-625	27401
			3449	2897	-552	1352		-1352	27409
4201	4366	165	127216	106625	-20591	403235	431665	28430	275
4201	4366	165	127216	106625	-20591	403235	431665	28430	2750
4201	4366	165	125712	105120	-20592	386938	417245	30307	27501
									27502
			1504	1505	1	16297	14420	-1877	27503
			1941	1894	-47	4550	4550		279
			1941	1894	-47	4550	4550		2790
									27901
			1941	1894	-47	4550	4550		27909
8984	7934	-1050	1447017	1413540	-33477	1843493	2071012	227519	28
3451	3656	205	995131	1019741	24611	496871	363781	-133090	281
						6190	18819	12629	2811
						6190	18819	12629	28112
3451	3451		608593	742678	134084	254288	102259	-152029	2813
			160886	83578	-77308	153548	20246	-133302	28131
3451	3451		433276	654213	220936	94354	75626	-18727	28132
			12301	2402	-9899	634	634		28133
			2131	2486	355	5752	5752		28134
									2814 &
			6540	4360	-2180				2815
									28143 &
			6540	4360	-2180				28151
	205	205	2577	3190	613	12200	12070	-130	2816
	205	205	2577	3190	613	12200	12070	-130	28161
			377420	269514	-107907	224192	230633	6441	2819

TABLE - 13.0 **STOCKS STATISTICS** **PUNJAB 2015-16**

Value in '000' Rs

Industry Code	Industry Major Groups & Industries	No. of establishments	Total stocks: Value at the beginning of the year (col 7+10+13+16)	Total stocks: Value at the end of the year (col 8+11+14+17)	Total stocks: Net stocks increase (col 9+12+15+18)	Input materials: Value at the beginning of the year	Input materials: Value at the end of the year	Input materials: Net stocks increase
1	2	3	4	5	6	7	8	9
28191	Industrial freezing equipment etc.	20	500745	460824	-39921	481840	442298	-39542
28192	Weighing, packing & wrapping machinery	18	30498	31672	1173	17455	20968	3513
28193	Filtering or purifying machinery	15	5653	4802	-851	3678	3089	-588
28198	Parts for general-purpose machinery	11	15463	15595	132	14380	14380	
28199	Others n.e.c.	41	988317	860975	-127342	421712	392986	-28726
282	Special-purpose machinery	467	2780318	3010332	230014	976277	905024	-71253
2821	Agricultural & forestry machinery	339	1928510	2096981	168471	628971	528113	-100858
28211	Tractors	11	850198	1076502	226305	10771	215	-10556
28213	Agricultural trailers or semi-trailers	28	24179	16827	-7352	15407	8510	-6897
28214	Soil preparation, planting machinery	47	56120	23526	-32595	34641	7970	-26671
28215	Harvesting or threshing machinery	55	51526	43240	-8286	32921	27435	-5486
28216 &	Milking machines							
28217	Spraying machinery	2	3000	4500	1500	3000	4500	1500
28219	Diverse agricultural machinery	196	943487	932386	-11101	532230	479483	-52747
2822	Metal-forming machinery & machine tools	30	60930	56459	-4471	35779	37328	1549
28222	Tools for grinding, drilling, boring	15	16359	10874	-5485	10296	9639	-657
28223	Stamping or pressing machine tools	8	17766	14932	-2834	12903	9998	-2905
28224	Hydraulic presse/ forging machine etc.	5	9434	8171	-1263	8171	8171	
28227	Parts/ accessories for machine tools	2	17370	22481	5111	4408	9519	5111
2824	Mining/ quarrying/ construction machinery	12	49230	156680	107450	39936	147436	107501
28242	Boring, cutting & tunnelling machinery	2	455	345	-110	176	117	-59
28243	Machinery for treating minerals	8	38436	139195	100759	38436	139195	100759
28245 &	Manufacture of earth-moving machinery							
28246	Pile drivers/ mortar spreaders etc.	2	10339	17140	6801	1324	8125	6801
2825	Food, beverage & tobacco machinery	28	570337	534347	-35990	129945	48508	-81437
28253	Grain milling machinery	10	68052	5070	-62982	66911	5070	-61841
28256	Machinery for extractionof animal/vegetable fats/oils	2	2660	2540	-120	1360	1240	-120
28259	Food processing machinery	16	499625	526737	27112	61674	42198	-19476
2826	Textile, apparel & leather machinery	55	169441	165854	-3587	139776	143629	3852
28261	Textile machinery	27	139587	138426	-1161	128676	133849	5173
28262	Equipment for textile machinery	4	5278	4011	-1267	1267	844	-422
28266	Sewing machines	24	24576	23417	-1159	9834	8935	-899
2829	Other special-purpose machinery	3	1870	10	-1860	1870	10	-1860
28291 &	Machinery for paper pulp,paperboard product etc							
28292 &	Rubber & plastic products machinery							
28299	Others n.e.c.	3	1870	10	-1860	1870	10	-1860
29	MOTOR VEHICLES, TRAILERS AND SEMI	541	6348866	6535850	186983	2990904	3032777	41873
291	Motor vehicles	10	1964956	2072663	107707	273499	308267	34768
2910	Motor vehicles	10	1964956	2072663	107707	273499	308267	34768
29101 &	Passenger cars, commercial busses etc.							
29102	Motor vehicle engines, chassis etc.	7	1820554	1894118	73564	220347	219706	-641
29103	Other motor vehicles	3	144402	178545	34143	53152	88561	35409
292	Motor vehicle bodies, trailers etc	114	112330	82526	-29805	78226	55161	-23065
2920	Motor bodies, trailers & semi-trailers	114	112330	82526	-29805	78226	55161	-23065
29201	Bodies for motor vehicles	13	41123	7348	-33774	40621	6846	-33774
29202	Trailers & semi-trailers	101	71208	75178	3970	37605	48315	10710
293	Parts & accessories for motor vehicles	417	4271580	4380661	109081	2639179	2669349	30170
2930	Parts & accessories for motor vehicles	417	4271580	4380661	109081	2639179	2669349	30170
29301	Parts & accessories for motor vehicles	417	4271580	4380661	109081	2639179	2669349	30170
30	OTHER TRANSPORT EQUIPMENT	157	4457702	7935671	3477969	3485419	5809827	2324408
309	Transport equipment n.e.c.	157	4457702	7935671	3477969	3485419	5809827	2324408
3091	Motorcycles	146	4410021	7921487	3511466	3445725	5796145	2350420
30911	Motorcycles, engines for motorcycles	21	3885981	7547726	3661744	3102434	5566531	2464098
30912	Parts & accessories for motorcycles.	125	524039	373761	-150279	343291	229614	-113677
3092	Bicycles & invalid carriages	11	47681	14184	-33497	39694	13682	-26012
30921 &	Non-motorized bicycles & parts etc.							
30922	Invalid/baby carriages, their parts/accessories, etc.	11	47681	14184	-33497	39694	13682	-26012
31	FURNITURE	1061	9857612	3986143	-5871469	3592072	2219803	-1372268
310	Furniture	1061	9857612	3986143	-5871469	3592072	2219803	-1372268
3100	Furniture	1061	9857612	3986143	-5871469	3592072	2219803	-1372268
31001	Furniture & fixtures.	469	9308176	3535218	-5772958	3250791	1989113	-1261677
31003	manufacture of office furniture	8	1370	1340	-30	600	620	20
31004	Furniture for kitchen bedrooms etc.	582	520566	401085	-119481	325681	194070	-131611
31005	Laboratory benches/ laboratory furniture	2	27500	48500	21000	15000	36000	21000
32	OTHER MANUFACTURING	1367	10264797	8536146	-1728651	6686080	4542528	-2143552
321	Jewellery, bijouterie etc	28	544865	127511	-417354	537275	120289	-416985
3211	Jewellery & related articles	26	544865	127511	-417354	537275	120289	-416985
32113 &	Jewellery, goldsmiths' articles.							
32114	Metal watchs, watch straps & cigarette cases etc.	26	544865	127511	-417354	537275	120289	-416985
3212	Imitation jewellery & related articles	2						
32121	Costume or imitation jewellery.	2						
322	Musical instruments	10	12620	13938	1318	3113	3755	641

TABLE - 13.0 **STOCKS STATISTICS** **PUNJAB 2015-16**

Value in '000' Rs

Goods purchased for resale			Work in Process			Finished products and by-products			
Value at the beginning of the year	Value at the end of the year	Net stocks increase	Value at the beginning of the year	Value at the end of the year	Net stocks increase	Value at the beginning of the year	Value at the end of the year	Net stocks increase	Industry Code
10	11	12	13	14	15	16	17	18	1
			13129	7103	-6027	5776	11423	5648	28191
			12838	10498	-2340	206	206		28192
			105	315	210	1870	1398	-473	28193
						1084	1215	132	28198
			351349	251598	-99750	215256	216391	1134	28199
5533	4279	-1255	451886	393798	-58088	1346622	1707231	360609	282
5533	4279	-1255	413006	350218	-62788	881000	1214373	333373	2821
5244	3957	-1287	161105	66098	-95007	673078	1006233	333154	28211
			444	303	-141	8328	8014	-314	28213
			3132	422	-2710	18347	15133	-3213	28214
100	100		3570	3170	-400	14935	12535	-2400	28215
									28216 & 28217
190	221	32	244755	280224	35469	166312	172458	6146	28219
			8663	9209	546	16488	9922	-6566	2822
			1011	674	-337	5053	561	-4491	28222
			1201	2084	883	3662	2850	-812	28223
						1263		-1263	28224
			6452	6452		6510	6510		28227
			130	79	-51	9165	9165		2824
			130	79	-51	150	150		28242
									28243
						9015	9015		28245 & 28246
			23262	29564	6302	417130	456275	39145	2825
						1141		-1141	28253
						1300	1300		28256
			23262	29564	6302	414689	454975	40286	28259
			6825	4728	-2097	22839	17497	-5342	2826
			2523	942	-1580	8388	3635	-4753	28261
			844	633	-211	3167	2533	-633	28262
			3458	3153	-305	11284	11329	45	28266
									2829
									28291 & 28292 & 28299
	796	796	1065821	813616	-252205	2292140	2688660	396520	29
			606009	421177	-184832	1085448	1343219	257771	291
			606009	421177	-184832	1085448	1343219	257771	2910
			514759	331193	-183566	1085448	1343219	257771	29101 & 29102
			91250	89984	-1266				29103
			5048	4785	-263	29056	22580	-6477	292
			5048	4785	-263	29056	22580	-6477	2920
						502	502		29201
			5048	4785	-263	28554	22078	-6477	29202
	796	796	454764	387654	-67110	1177636	1322862	145225	293
	796	796	454764	387654	-67110	1177636	1322862	145225	2930
	796	796	454764	387654	-67110	1177636	1322862	145225	29301
	48	48	262931	761672	498741	709352	1364124	654772	30
	48	48	262931	761672	498741	709352	1364124	654772	309
	48	48	262834	761573	498739	701462	1363721	662259	3091
			208711	725384	516673	574836	1255810	680974	30911
	48	48	54122	36189	-17934	126626	107911	-18715	30912
			97	99	2	7890	403	-7487	3092
			97	99	2	7890	403	-7487	30921 & 30922
6832	11867	5035	188843	327865	139022	6069865	1426607	-4643258	31
6832	11867	5035	188843	327865	139022	6069865	1426607	-4643258	310
6832	11867	5035	188843	327865	139022	6069865	1426607	-4643258	3100
2377	6695	4318	151524	290265	138741	5903484	1249144	-4654340	31001
			100	50	-50	670	670		31003
4455	5172	717	31719	32550	831	158711	169293	10582	31004
			5500	5000	-500	7000	7500	500	31005
9042	17173	8130	1455553	1713055	257502	2114121	2263390	149269	32
3158	4211	1053	3432	1958	-1474	1000	1053	53	321
3158	4211	1053	3432	1958	-1474	1000	1053	53	3211
3158	4211	1053	3432	1958	-1474	1000	1053	53	32113 & 32114
									3212
									32121
			2858	3212	355	6649	6971	322	322

TABLE - 13.0 **STOCKS STATISTICS** **PUNJAB**
2015-16
Value in '000' Rs

Industry Code	Industry Major Groups & Industries	No. of establishments	Total stocks			Input materials		
			Value at the beginning of the year (col 7+10+13+16)	Value at the end of the year (col 8+11+14+17)	Net stocks increase (col 9+12+15+18)	Value at the beginning of the year	Value at the end of the year	Net stocks increase
1	2	3	4	5	6	7	8	9
3220	Musical instruments	10	12620	13938	1318	3113	3755	641
32201 &	Stringed instruments, harmoniums etc.							
32202	Musical instruments & parts.	10	12620	13938	1318	3113	3755	641
323	Sports goods	382	6603162	5850237	-752925	4217938	3397363	-820574
3230	Sports goods	382	6603162	5850237	-752925	4217938	3397363	-820574
32301	Foot balls.	120	2855397	2531066	-324331	1872698	1481302	-391395
32302	Rackets, bats.	31	238834	225237	-13597	138263	126350	-11913
32309	Other sports articles/ equipment etc.	231	3508931	3093934	-414997	2206977	1789712	-417266
324	Games & toys	12						
3240	Games & toys	12						
32401	Dolls, toy animals etc.	12						
325	Medical & dental instruments & supplies	895	2996952	2450550	-546402	1840084	964692	-875392
3250	Medical & dental instruments & supplies	895	2996952	2450550	-546402	1840084	964692	-875392
32501	Surgical drapes/ sterile string etc	22						
32505	Surgical, dental/ veterinary furniture.	6	9456	11930	2475	6618	9092	2475
32506	Dental instruments/ orthopaedic devices	46	194910	75731	-119178	146483	23402	-123081
32509	Others n.e.c.	821	2792587	2362888	-429699	1686983	932198	-754785
329	Other manufacturing n.e.c.	40	107198	93910	-13288	87670	56428	-31242
3290	Other manufacturing n.e.c.	40	107198	93910	-13288	87670	56428	-31242
32902	Brooms & brushes.	22	105452	74973	-30478	86199	56170	-30029
32903	Pens, pencils & stamps etc.	6						
32909	Others n.e.c.	12	1747	18937	17190	1471	257	-1213

TABLE - 13.0 **STOCKS STATISTICS** **PUNJAB**
2015-16
Value in '000' Rs

Goods purchased for resale			Work in Process			Finished products and by-products			
Value at the beginning of the year	Value at the end of the year	Net stocks increase	Value at the beginning of the year	Value at the end of the year	Net stocks increase	Value at the beginning of the year	Value at the end of the year	Net stocks increase	Industry Code
10	11	12	13	14	15	16	17	18	1
			2858	3212	355	6649	6971	322	3220
									32201 &
			2858	3212	355	6649	6971	322	32202
	503	503	1067906	995424	-72482	1317319	1456947	139628	323
	503	503	1067906	995424	-72482	1317319	1456947	139628	3230
			427291	386974	-40317	555408	662790	107381	32301
	503	503	27332	28764	1433	73240	69620	-3620	32302
			613283	579685	-33598	688670	724537	35867	32309
									324
									3240
									32401
5884	12459	6575	374368	705841	331473	776616	767557	-9059	325
5884	12459	6575	374368	705841	331473	776616	767557	-9059	3250
									32501
						2838	2838		32505
			20374	18699	-1675	28052	33630	5578	32506
5884	12459	6575	353993	687141	333148	745726	731090	-14636	32509
			6991	6620	-370	12538	30862	18324	329
			6991	6620	-370	12538	30862	18324	3290
			6991	6620	-370	12262	12183	-79	32902
									32903
						276	18679	18403	32909

TABLE - 14.0 **VALUE OF ENERGY AND WATER** **PUNJAB**

2015-16

Value in '000' Rs

Industry Code	Industry Major Groups & Industries	No. of establishments	FUEL		Electricity	GAS	Water	Total
			Diesel, Petrol, Furnace oil	Coal, Firewood				
1	2	3	4	5	6	7	8	9
C	**ALL INDUSTIRES**	**32256**	**26338272**	**28112941**	**233764979**	**28633520**	**930104**	**317779817**
10	FOOD PRODUCTS	3385	2135116	661118	19824346	1666964	44356	24331901
101	Processing & preserving of meat	14	9460		332175	4256		345890
1010	Processing & preserving of meat	14	9460		332175	4256		345890
10102	Fresh, chilled or frozen meat	5	2742		17442	108		20291
10104 &	Meat products		6718		293133	648		300499
10107	Processing of animal offal	9			21600	3500		25100
103	Processing of fruit/ vegetables	15	12089		85427	10312		107827
1030	Processing/ preserving of fruit/ vegetables	15	12089		85427	10312		107827
10302	Preserving of fruit, nuts or vegetables	6			3941			3941
10304	Fruit or vegetable juices.	3	8813		10398	9356		28568
10305	Jams, jellies & marmalades	6	3275		71087	956		75318
104	Vegetable & animal oils/ fats	504	779353	340712	2387933	851706	457	4360161
1040	Vegetable & animal oils & fats	504	779353	340712	2387933	851706	457	4360161
10401	Crude / refined vegetable oils	317	751811	340532	2032842	851340	457	3976981
10405	Cotton linters.	74	25106	91	218751	367		244314
10406	Oilcakes & others	113	2437	89	136340			138865
105	Dairy products	82	359020	116656	3535226	105120	14072	4130093
1050	Dairy products	82	359020	116656	3535226	105120	14072	4130093
10501	fresh liquid milk & milk-based drinks	18	346650	14869	3330551	100214	14072	3806356
10504	Butter/ cheese etc.	17	10456	101787	81055	2828		196126
10506	Ice cream & other edible ice.	43	1914		122520	2077		126510
10509	Others n.e.c.	4			1100			1100
106	Grain mill products, starches etc	1807	287034	42061	8846624	111680	15241	9302640
1061	Grain mill products	1805	285556	42061	8845475	111680	15241	9300013
10611	Grain milling.	664	84594	1989	5936320	81930	8561	6113394
10612	Rice milling.	1075	196217	40071	2787736	22348	6524	3052896
10613	Vegetable milling	64	2525		116093	461	157	119236
10614	Cereal breakfast foods	2	2220		5326	6941		14487
1062	Starches & starch products	2	1478		1149			2627
10623	Glucose/ glucose syrup etc	2	1478		1149			2627
107	Other food products	834	529022	67200	3017274	541291	14471	4169258
1071	Bakery products	647	275262	55144	1092663	466740	13449	1903257
10711	Bread & rolls	40	61220	2834	146162	130941	385	341541
10712	Pastry, cakes, pies etc.	91	3592	5847	189132	22603	9115	230289
10713	Rusks, biscuits & bakery products	272	77845	10521	542810	211296	417	842888
10719	Others n.e.c.	244	132605	35942	214559	101899	3532	488538
1072	Sugar	43	181306	4462	1471512	7579		1664860
10721	Sugar & sugar substitutes	43	181306	4462	1471512	7579		1664860
1073	Chocolate & sugar confectionery	48	38631	3219	236549	29042	765	308206
10732	Chocolate & sugar confectionery	45	38631	3219	235349	28802	744	306745
10733	Chewing gum	3			1200	240	21	1461
1074	Macaroni, noodles, pasta etc.	16	148	26	10424	6551	32	17181
10741	Pastas/ macaroni etc	16	148	26	10424	6551	32	17181
1079	Other food products n.e.c.	80	33675	4349	206126	31380	224	275755
10792	Blending of tea & mate	3	26196		8498	390		35084
10796	Spices, sauces & condiments	11	178		2286	641		3104
10798	Processing of salt	20	802		7952	503	203	9460
10799	Others n.e.c.	46	6499	4349	187390	29847	22	228107
108	Prepared animal feeds	129	159139	94490	1619689	42600	115	1916032
1080	Prepared animal feeds	129	159139	94490	1619689	42600	115	1916032
10802	Prepared feeds for farm animals	129	159139	94490	1619689	42600	115	1916032
11	BEVERAGES	73	284253	14157	3853231	53671	85769	4291082
110	Beverages	73	284253	14157	3853231	53671	85769	4291082
1104	Soft drinks, mineral waters etc	73	284253	14157	3853231	53671	85769	4291082
11041	Non-alcoholic beverages	22	40817		704757	44656	82052	872282
11042	Natural mineral waters/ bottled waters	29	19155		228909	1717	258	250039
11043	Soft drinks like lemonade, cola etc.	22	224281	14157	2919565	7298	3460	3168761
12	TOBACCO PRODUCTS	8			325116	2586		327702
120	Tobacco products	8			325116	2586		327702
1200	Tobacco products	8			325116	2586		327702
12001	Tobacco products & substitutes etc.	6			324448	2586		327034
12009	Others n.e.c.	2			668			668
13	TEXTILES	5967	6272109	3617859	102214294	13438695	418741	125961697
131	Spinning, weaving, finishing of textile	4510	6089557	3615387	99164873	12824430	413076	122107323
1311	Spinning of textile fibres	579	3617632	143528	64306472	5609603	5303	73682537
13112	Spinning of yarn or thread	579	3617632	143528	64306472	5609603	5303	73682537
1312	Weaving of textiles	3607	1365844	1209092	28886179	2924888	382427	34768431
13121	Broad woven fabrics	3522	1338817	1192045	28563084	2915802	382249	34391997
13122	Other broad woven fabrics etc.	2			105298			105298

TABLE - 14.0 **VALUE OF ENERGY AND WATER** **PUNJAB**

2015-16

Value in '000' Rs

Industry Code	Industry Major Groups & Industries	No. of establishments	FUEL		Electricity	GAS	Water	Total
			Diesel, Petrol, Furnace oil	Coal, Firewood				
1	2	3	4	5	6	7	8	9
13129	Others n.e.c.	83	27027	17047	217797	9087	178	271136
1313	Finishing of textiles	324	1106080	2262767	5972223	4289939	25346	13656356
13131	Bleaching & dyeing of fabrics	324	1106080	2262767	5972223	4289939	25346	13656356
139	Other textiles	1457	182553	2471	3049420	614265	5665	3854374
1392	Made-up textile articles	271	63092	2471	1656072	572704	1025	2295364
13921	Madeup articles of any textile material	212	19523	2471	911910	550376	1008	1485289
13922	Made-up furnishing articles	47	29879		728832	22146	17	780874
13929	Others n.e.c.	12	13690		15329	183		29201
1393	Carpets & rugs	67	11666		288266	6056	2450	308439
13930	Floor coverings like carpets, rugs etc.	67	11666		288266	6056	2450	308439
1394	Cordage, rope, twine & netting	18			42631			42631
13941	Twine, cordage, rope etc.	18			42631			42631
1399	Other textiles n.e.c.	1101	107794		1062452	35505	2190	1207941
13991	Labels/ badges etc.	45	6752		50822	11330		68905
13992	Tulles/ laces & other net fabrics	1023	95076		854647	21293	2152	973168
13999	Others n.e.c.	33	5966		156982	2882	38	165867
14	WEARING APPAREL	1713	877754	220633	9393441	823643	6421	11321891
141	Wearing apparel	1582	431461	110917	7579512	424359	5182	8551431
1410	Wearing apparel	1582	431461	110917	7579512	424359	5182	8551431
14101	Wearing apparel of leather	157	43537	133	296116	14602	351	354739
14102	Outerwear/ work wear	757	292733	98141	6618222	356452	4284	7369833
14103	Underwear/ nightwear	161	35305	12146	221337	35077	85	303950
14104	Babies' garments/ tracksuits etc.	20	17127		99625	14897		131649
14105 &	Other clothing accessories		42760	496	343662	3331	462	390710
14109	Others n.e.c.	487			550			550
143	Knitted & crocheted apparel	131	446292	109716	1813929	399284	1239	2770460
1430	Knitted & crocheted apparel	131	446292	109716	1813929	399284	1239	2770460
14301	Knitted or crocheted wearing apparel	30			204754	9304	1141	215199
14302	Hosiery, socks, tights & pantyhose etc	101	446292	109716	1609175	389980	98	2555261
15	LEATHER PRODUCTS	998	420825	8884	2658097	86781	1543	3176130
151	Tanning of leather & leather products	294	287999	8111	833440	22167	1167	1152883
1511	Tanning & dressing of leather	258	54260	8111	614882	21771	1167	700191
15111	Tanning/ dressing of hides & skins	253	54260	8111	612988	21771	1167	698297
15119	Others n.e.c.	5			1894			1894
1512	Luggage, h&bags, saddlery etc.	36	233738		218558	396		452692
15121	Luggage, h&bags etc.	26	229662		114488			344150
15122	Articles of leather etc.	10	4076		104070	396		108542
152	Footwear	704	132826	773	1824658	64614	376	2023246
1520	Footwear	704	132826	773	1824658	64614	376	2023246
15201	Footwear	698	132826	773	1813421	64249	376	2011645
15202	Leather parts of footwear etc.	6			11237	364		11601
16	WOOD AND WOOD PRODUCTS	596	93234	68956	678560	27821		868571
161	Sawmilling & planning of wood	142	14291	762	79052	2869		96976
1610	Sawmilling & planning of wood	142	14291	762	79052	2869		96976
16101	Sawing & planning of wood	142	14291	762	79052	2869		96976
162	Products of wood, cork, straw etc.	454	78943	68193	599508	24952		771596
1621	Veneer sheets & wood-based panels	47	39837	66500	480975	15531		602843
16211	Manufacture of veneer sheets	6	278		1669			1947
16212	Plywood/ veneer panel/ laminated sheets	35	17525		333307	15531		366363
16213	Particle board/ densified wood etc.	6	22034	66500	145999			234533
1622	Builders' carpentry & joinery	120	8018	171	30776	696		39662
16221	Wooden goods of construction industry	120	8018	171	30776	696		39662
1623	Wooden containers	180	26081	1522	61880	8111		97595
16231	Packing boxes, crates, drums of wood	180	26081	1522	61880	8111		97595
1629	Other wood products	107	5006		25877	613		31496
16291	Wood products	107	5006		25877	613		31496
17	PAPER AND PAPER PRODUCTS	530	275784	46058	4548997	143847	4512	5019198
170	Paper & paper products	530	275784	46058	4548997	143847	4512	5019198
1701	Pulp, paper & paperboard	195	221911	44642	3531409	42423	2057	3842442
17013	Paper & paperboard	192	219256	44642	3514481	33620	2057	3814056
17019	Others n.e.c.	3	2655		16928	8803		28386
1702	Corrugated paper/ paperboard & containers	316	30146	1416	924952	95436	2335	1054285
17021	Corrugated paper/ paperboard containers	309	29688	1416	919128	89274	2335	1041841
17022	Sacks, bags & similar articles of paper	7	458		5824	6162		12444
1709	Other articles of paper & paperboard	19	23727		92635	5988	120	122471
17091	Personal hygiene paper product	8	16550		31433	5988	120	54092
17099	Others n.e.c.	11	7177		61202			68379
18	PRINTING/REPRODUCTION OF RECORDED MEDIA	270	82000	133185	584540	142809	3617	946150
181	Printing	270	82000	133185	584540	142809	3617	946150
1811	Printing	267	82000	133185	583824	142809	3617	945434

TABLE - 14.0 **VALUE OF ENERGY AND WATER** **PUNJAB**

2015-16

Value in '000' Rs

Industry Code	Industry Major Groups & Industries	No. of establishments	FUEL		Electricity	GAS	Water	Total
			Diesel, Petrol, Furnace oil	Coal, Firewood				
1	2	3	4	5	6	7	8	9
18111	Printing of newspapers/ magazines	2	969		37828			38797
18112	Printing of books, brochures, maps etc	126	52787	52390	251116	94169	933	451395
18114	Printing of diaries & calendars etc	8			5923	1306		7229
18115	Printing on textile, glass, metal, wood	126	28037	80795	287802	47319	2684	446637
18119	Other printing n.e.c.	5	206		1155	15		1376
1812	Service related to printing	3			716			716
18121 &	Binding of printed sheets				180			180
18124	Preparation of plates & dies	3			536			536
19	COKE AND REFINED PETROLEUM PRODUCTS	34	5591	7048	617417			630056
192	Refined petroleum products	34	5591	7048	617417			630056
1920	Refined petroleum products	34	5591	7048	617417			630056
19201	Production of motor fuel/ kerosene etc.	3	50		560073			560123
19203	Oil-based lubricating oils or greases	24	1541	448	46730			48719
19205 &	White spirit, vaseline, paraffin wax		4000		9720			13720
19207	Blending of bio fuels	7		6600	894			7494
20	CHEMICALS AND CHEMICAL PRODUCTS	594	796030	64803	23249012	10103633	26448	34239925
201	Basic chemicals, fertilizers etc.	237	122759	54910	21694015	9980020	24831	31876535
2011	Basic chemicals	107	71286	54610	11588398	414493	18509	12147297
20111	Inorganic industrial/ medical gases	12	5770		281172			286942
20112	Dyes & pigments in basic form	28	221	9277	758344			767842
20113	Manufacture of inorganic acids & bases	26	41618	44468	9149096	235810	18509	9489500
20114	Chemical elements & other inorganic compounds	2	210		500			710
20115	Basic organic chemicals	28	23468	865	1341707	136144		1502185
20119	Others n.e.c.	11			57578	42539		100117
2012	Fertilizers & nitrogen compounds	16	3638	300	8543613	9441239	5622	17994412
20121 &	Fertilizers		3618		8543483	9441239	5622	17993962
20122	Nitrogen products	16	20	300	130			450
2013	Plastics & synthetic rubber	114	47835		1562003	124289	700	1734826
20131	Plastics in primary forms	114	47835		1562003	124289	700	1734826
202	Other chemical products	350	668443	9892	1444732	119575	1618	2244260
2021	Pesticides/ agrochemical products etc	50	5051		116680	2229	15	123975
20211	Insecticides/ fungicides/ herbicides	50	5051		116680	2229	15	123975
2022	Paints, varnishes & printing ink etc.	96	46746	54	397068	33016	1135	478018
20221	Paints & varnishes etc	88	33437	54	374397	32622	1135	441644
20225	Caulking compounds etc	2			145	394		539
20227	Printing ink	6	13310		22526			35835
2023	Soap, perfumes & toilet preparations	130	587806	9839	639719	73748	388	1311500
20232	Soap	87	319260	5252	225935	25314	71	575832
20234	Detergent, dish-washing preparation etc	7	263725	4586	28812	45106		342230
20235	Cleaning & polishing products	10	220		4383	169		4772
20236 &	Perfumes & toilet preparations		4601		380439	3159	317	388516
20239	Others n.e.c.	26			150			150
2029	Other chemical products n.e.c.	74	28840		291265	10582	80	330767
20291	Propellant powders/ explosives	28	505		21224	32		21761
20292	Gelatine/ glues & prepared adhesives	23	5754		74825	8269		88849
20293 &	Aromatic/odoriferous/distilled waters products				1019		80	1099
20298	Matches	10	2104		23488	263		25855
20299	Others n.e.c.	13	20477		170709	2017		193204
203	Man-made fibres	7	4827		110264	4038		119129
2030	Man-made fibres	7	4827		110264	4038		119129
20301	Synthetic or artificial filament tow	3	4827		63865	4038		72730
20303	Synthetic or artificial filament yarn	4			46399			46399
21	BASIC PHARMACEUTICAL PRODUCTS	252	259284	9101	2018013	234081	17122	2537601
210	Pharmaceuticals	252	259284	9101	2018013	234081	17122	2537601
2100	Pharmaceuticals	252	259284	9101	2018013	234081	17122	2537601
21001	Medicinal active substances	200	251657	1266	1764181	62478	12361	2091943
21003	Medicaments/ homeopathic preparations	40	5613	7836	231458	170761	4563	420230
21009	Other such activities n.e.c.	12	2014		22374	842	198	25428
22	RUBBER AND PLASTICS PRODUCTS	868	244054	30350	4194474	228710	12907	4710495
221	Rubber products	105	19024	13459	1076057	132948	1210	1242698
2211	Rubber tyres & tubes	16	7094		909781	98561		1015436
22111	Rubber tyres	14	6954		908621	98561		1014136
22112	Inner tubes for tyres	2	140		1160			1300
2219	Other rubber products	89	11930	13459	166276	34387	1210	227262
22191	Other products of rubber	89	11930	13459	166276	34387	1210	227262
222	Plastics products	763	225030	16891	3118418	95762	11697	3467797
2220	Plastics products	763	225030	16891	3118418	95762	11697	3467797
22201	Plastic products for packing of goods	370	204097	15993	2640310	56322	9643	2926366
22202	Builders' plastics ware	47	3010		73993	32558	886	110447
22203	Plastic tableware, kitchenware etc	183	8631	879	136584	2194	15	148302
22209	Other diverse plastic products	163	9293	19	267530	4688	1153	282683

TABLE - 14.0 **VALUE OF ENERGY AND WATER** **PUNJAB**

2015-16

Value in '000' Rs

Industry Code	Industry Major Groups & Industries	No. of establishments	FUEL		Electricity	GAS	Water	Total
			Diesel, Petrol, Furnace oil	Coal, Firewood				
1	2	3	4	5	6	7	8	9
23	OTHER NON-METALLIC MINERAL PRODUCTS	10055	12932776	22482409	35805978	519121	264204	72004488
231	Glass & glass products	56	226135	254	5617985	6390	12863	5863627
2310	Glass & glass products	56	226135	254	5617985	6390	12863	5863627
23101	Flat glass/ glass paving blocks	20	221917		5524402	1457		5747776
23102	Glass mirror/ bottle/ drinking glass	10	680	200	74844	3348		79072
23103	Pharmaceutical glassware etc.	4	821		5788	1478		8087
23109	Others glass products n.e.c.	22	2717	54	12951	107	12863	28692
239	Non-metallic mineral products n.e.c.	9999	12706641	22482155	30187993	512731	251341	66140861
2391	Refractory products	4	5040		7487	18271	8	30806
23912	Manufacture of refractory ceramic goods	4	5040		7487	18271	8	30806
2392	Clay building materials	9193	2618675	15976464	2035097	221486	248661	21100382
23922	Non-refractory clay building materials	9156	2618675	15976464	1970957	131446	248661	20946202
23923	Ceramic sanitary fixtures	37			64140	90040		154180
2393	Other porcelain & ceramic products	165	10362	8385	300987	248843		568577
23931	Ceramic tableware & domestic articles	158	5052	8385	196747	248843		459027
23932	Electrical fittings of ceramics etc.	2			100256			100256
23939	Other porcelain & ceramic products	5	5310		3984			9295
2394	Cement, lime & plaster	22	10020760	6466481	27406309	10616	796	43904962
23941	Clinkers & hydraulic cement	9	10020760	6466481	27396998	10616	796	43895650
23943	Plasters of calcined gypsum/ sulphate	13			9312			9312
2395	Articles of concrete, cement & plaster	321	43079	29718	168996	4649	231	246672
23951	Precast concrete, cement or stone	241	41693	29718	154765	4498	231	230905
23959	Other articles of concrete or cement	80	1386		14231	151		15767
2396	Cutting, shaping & finishing of stone	280	4769	1108	255198	8467	1645	271187
23961	Cutting, shaping & finishing of stone	280	4769	1108	255198	8467	1645	271187
2399	Other non-metallic mineral products	14	3956		13920	400		18276
23991	Millstones/abrasive products and polishing	6	90		2960			3050
23993	Mineral insulating materials	2			245	100		345
23995 &	Articles of asphalt etc		3866		8943	300		13109
23999	Manufacture of other such products n.e.c.	6			1772			1772
24	BASIC METALS	714	416865	493524	13281520	566384	22924	14781217
241	Basic iron & steel	454	368407	457223	12876552	506348	8924	14217455
2410	Basic iron & steel	454	368407	457223	12876552	506348	8924	14217455
24102 &	Pig iron/spiegeleisen/ferro-alloys & ferrous products				415			415
24104	Remelting of scrap ingot of iron/ steel	64	151223	1586	2223246	12450	41	2388547
24106	Hot/cold-rolled products of steel	303	166287	454542	10093658	432060	8664	11155212
24108	Welded tubes & pipes of steel	73	48138	1094	516348	42174	219	607973
24109	Others n.e.c.	14	2760		42884	19664		65308
242	Basic precious & non-ferrous metals	92	35153	1972	250244	55905	1834	345108
2420	Basic precious & non-ferrous metals	92	35153	1972	250244	55905	1834	345108
24202	Aluminium & alloys	48	34753		208198	50121	1834	294906
24203	Lead, zinc, tin & alloys from ores	4	184	1972	1493			3648
24205 &	Copper alloys		217		38553	5784		44554
24206	Chrome, manganese, nickel & alloys etc	40			2000			2000
243	Casting of metals	168	13305	34329	154724	4131	12166	218654
2431	Casting of iron & steel	158	13305	34329	150024	4131	12166	213954
24311	Casting of iron	124	12075	30309	91402	3095	12166	149047
24312	Casting of steel	34	1230	4020	58621	1036		64906
2432	Casting of non-ferrous metals	10			4701			4701
24324	Casting of precious metal castings	10			4701			4701
25	FABRICATED METAL PRODUCTS	1642	158454	193100	2468606	174733	12038	3006931
251	Structural metal products etc	396	79876	99358	941319	73538	1595	1195687
2511	Structural metal products	354	66280	99358	897735	72261	1574	1137207
25111	Metal framework/ skeleton etc	26	13124	99306	276726	41401	6	430563
25112	Metal door, window, shutter, gates etc	279	11278	52	173027	5875		190232
25119	Others n.e.c.	49	41879		447981	24984	1568	516413
2512	Tanks, reservoirs & containers of metal	35	7613		32303	535		40451
25121	Reservoirs, tanks & containers of metal	6	214		4445			4659
25122	Metal containers for gas	27	7055		26593	535		34182
25123	Central heating boilers & radiators	2	345		1265			1610
2513	Steam generators	7	5982		11282	742	22	18028
25131 &	Steam/ vapour generator, condenser etc		2722		8627	343	22	11714
25132	Parts for marine or power boilers/ nuclear reactors e	7	3260		2655	399		6314
252	Weapons & ammunition	3			13922			13922
2520	Weapons & ammunition	3			13922			13922
25201 &	Heavy weapons				12942			12942
25202	Small arms	3			980			980
259	Other fabricated metal products	1243	78578	93741	1513365	101195	10443	1797322
2592	Treatment & coating of metals	5			2358			2358
25921 &	Plating, anodizing, s&blasting etc.				2166			2166
25922	Colouring/engraving, non-metallic coating metals	5			192			192
2593	Cutlery, h& tools & general hardware	439	50629	10028	237376	29570	10296	337900
25931	Cutlery	245	48053	7252	145535	23905	138	224882

TABLE - 14.0 **VALUE OF ENERGY AND WATER** **PUNJAB**

2015-16

Value in '000' Rs

Industry Code	Industry Major Groups & Industries	No. of establishments	FUEL		Electricity	GAS	Water	Total
			Diesel, Petrol, Furnace oil	Coal, Firewood				
1	2	3	4	5	6	7	8	9
25932	Knives, h& tools, saw blades etc	123	1249	1481	63724	4473	10082	81009
25933	Padlocks, locks, keys, hinges etc	57	504	760	23759	247	77	25347
25934	Other tools of such nature n.e.c.	14	822	536	4359	945		6661
2599	Other fabricated metal products n.e.c.	799	27949	83713	1273631	71625	146	1457064
25991	Cans, drums, buckets, boxes, tins etc	76	3009	2188	45490	13831	11	64528
25992	Uninsulated or insulated metal cable	4			4015			4015
25993	Nails, bolts, screws, nuts, chains etc.	118	3462	55	80389	3568	46	87520
25994	Metal household articles	304	5712	78502	615901	14161	8	714285
25995	Metal goods for office use	48	3095		112277	30783	18	146173
25996	Safes, strongboxes, armoured doors etc.	85	1466		23419	709	22	25616
25997	Various metal articles	100	6316	1755	278374	4750		291194
25999	Others n.e.c.	64	4889	1213	113766	3824	41	123734
26	COMPUTER, ELECTRONIC AND OPTICAL PRODUCTS	27	12701		70128	1020	1226	85074
261	Electronic components & boards	7	11036		32408	272	16	43731
2610	Electronic components & boards	7	11036		32408	272	16	43731
26101	Capacitors, resistors, microprocessors	7	11036		32408	272	16	43731
263	Communication equipment	4			739			739
2630	Communication equipment	4			739			739
26303	Cable television equipment, antenna etc	4			739			739
264	Consumer electronics	5			17697		600	18297
2640	Consumer electronics	5			17697		600	18297
26402	Televisions, monitors & displays	2			11585		600	12185
26409	Others n.e.c.	3			6112			6112
265	Measuring equipment; watches/ clocks	11	1665		19285	748	610	22308
2651	Measuring, navigating/ control equipment	7	200		16663	500	610	17973
26514	Measuring & control equipment	2			530			530
26519	Manufacture of others n.e.c.	5	200		16133	500	610	17443
2652	Watches & clocks	4	1465		2622	248		4335
26521	Watches & clocks	4	1465		2622	248		4335
27	ELECTRICAL EQUIPMENT	634	193143	2543	1925204	105909	2463	2229261
271	Electric motor, generator, transformer	115	45323	136	785682	13193	1160	845495
2710	Electric motors, generators, transformers etc.	115	45323	136	785682	13193	1160	845495
27101	Electric transformers	19	21675		646739	2793		671207
27102	Electric motors/ power generators etc	15	3314		17320	40	600	21274
27103 &	Electric power distribution panel etc.		19487	136	103202	7958	402	131185
27104	Switchboard apparatus, fuses, switches	52	240		1740	780		2760
27109	Others n.e.c.	29	606		16681	1623	158	19068
272	Batteries & accumulators	11	1757		97873	2868		102498
2720	Batteries & accumulators	11	1757		97873	2868		102498
27203	Lead acid/ lithium/ dry/ wet batteries	11	1757		97873	2868		102498
273	Wiring & wiring devices	80	33960	347	712814	39795	67	786984
2731 &	Fibre optic cables		127		204			331
2732	Other electric wires & cables	80	33833	347	712610	39795	67	786653
27310 &	Fibre optic cable for data transmission etc.		127		204			331
27320	Insulated wire & cable	80	33833	347	712610	39795	67	786653
274	Electric lighting equipment	35	475		11248	1905		13628
2740	Electric lighting equipment	35	475		11248	1905		13628
27401	Lamps, bulbs, ch&eliers,lanterns etc.	6			4500			4500
27409	Others n.e.c.	29	475		6748	1905		9128
275	Domestic appliances	375	110044	2059	300990	47948	1176	462218
2750	Domestic appliances	375	110044	2059	300990	47948	1176	462218
27501	Domestic electric appliances	326	105076	2059	283044	46455	1054	437689
27502	Domestic electrothermic appliances	6	100		3834			3934
27503	Domestic non-electric cooking equipment	43	4868		14112	1493	122	20595
279	Other electrical equipment	18	1585		16595	199	59	18439
2790	Other electrical equipment	18	1585		16595	199	59	18439
27901	Battery chargers & electrical bells etc	4	1300		5870			7170
27909	Others n.e.c.	14	285		10725	199	59	11269
28	MACHINERY AND EQUIPMENT N.E.C.	770	382647	49210	1175335	59521	2056	1668771
281	General-purpose machinery	303	21441	4855	463015	20060	790	510162
2811	Engines & turbines	5			1684			1684
28112	Turbines & parts etc	5			1684			1684
2813	Other pumps, compressors, taps & valves	147	6021	4855	251140	6095	41	268152
28131	Air or vacuum pumps/ compressors	2			39443			39443
28132	Pumps for liquids	97	5540	3257	193331	6095	41	208265
28133	Pumps for engines/ motor vehicle pumps	10	259		2223			2481
28134	Industrial taps/ valves & h& pump etc	38	222	1598	16143			17963
2814 &	Bearings, gears, gearing etc				5886			5886
2815	Ovens, furnaces & furnace burners	7			400			400
28143 &	Gears, pulleys & transmission chain etc				5886			5886
28151	Electrical & other furnaces, ovens,burners etc.	7			400			400
2816	Lifting & h&ling equipment	39	3727		49748	7924		61399
28161	Lifting, h&ling, loading machinery	39	3727		49748	7924		61399
2819	Other general-purpose machinery	105	11693		154158	6041	749	172641

TABLE - 14.0 **VALUE OF ENERGY AND WATER** **PUNJAB**

2015-16

Value in '000' Rs

Industry Code	Industry Major Groups & Industries	No. of establishments	FUEL		Electricity	GAS	Water	Total
			Diesel, Petrol, Furnace oil	Coal, Firewood				
1	2	3	4	5	6	7	8	9
28191	Industrial freezing equipment etc.	20	3338		23924	2257	497	30017
28192	Weighing, packing & wrapping machinery	18	50		6259	352		6661
28193	Filtering or purifying machinery	15	384		9126	181	252	9942
28198	Parts for general-purpose machinery	11	3210		2382			5592
28199	Others n.e.c.	41	4712		112467	3251		120429
282	Special-purpose machinery	467	361206	44355	712320	39462	1266	1158609
2821	Agricultural & forestry machinery	339	340751	7760	591892	26566	153	967121
28211	Tractors	11			150515			150515
28213	Agricultural trailers or semi-trailers	28	1571		7251	2599		11421
28214	Soil preparation, planting machinery	47	2545		25048	452		28045
28215	Harvesting or threshing machinery	55	3086	906	29229	100	1	33322
28216 &	Milking machines				200			200
28217	Spraying machinery	2			240			240
28219	Diverse agricultural machinery	196	333549	6854	379408	23414	152	743377
2822	Metal-forming machinery & machine tools	30	1117		19145	1069		21331
28222	Tools for grinding, drilling, boring	15	887		10005	1069		11961
28223	Stamping or pressing machine tools	8			2471			2471
28224	Hydraulic presse/ forging machine etc.	5			1302			1302
28227	Parts/ accessories for machine tools	2	230		5367			5597
2824	Mining/ quarrying/ construction machinery	12	467		4538	1847	1030	7882
28242	Boring, cutting & tunnelling machinery	2			317		1030	1346
28243	Machinery for treating minerals	8	167		3561	1847		5575
28245 &	Manufacture of earth-moving machinery		300		420			720
28246	Pile drivers/ mortar spreaders etc.	2			240			240
2825	Food, beverage & tobacco machinery	28	11163	35	36579	5912	53	53742
28253	Grain milling machinery	10			12627	388	11	13026
28256	Machinery for extractionof animal/vegetable fats/oil	2	255	35	463			753
28259	Food processing machinery	16	10908		23489	5524	42	39963
2826	Textile, apparel & leather machinery	55	7628	36560	58602	4068	30	106889
28261	Textile machinery	27	2067	34167	47254	3769	30	87287
28262	Equipment for textile machinery	4			2576			2576
28266	Sewing machines	24	5562	2393	8772	299		17026
2829	Other special-purpose machinery	3	80		1564			1644
28291 &	Machinery for paper pulp,paperboard product etc				960			960
28292 &	Rubber & plastic products machinery		80		84			164
28299	Others n.e.c.	3			520			520
29	MOTOR VEHICLES, TRAILERS AND SEMI	541	143232	1394	1058293	82482	1235	1286636
291	Motor vehicles	10	9924		177572	2463		189959
2910	Motor vehicles	10	9924		177572	2463		189959
29101 &	Passenger cars, commercial busses etc.		3565		162268	2463		168296
29102	Motor vehicle engines, chassis etc.	7	5609		10614			16223
29103	Other motor vehicles	3	750		4690			5440
292	Motor vehicle bodies, trailers etc	114	9952		35872	760	32	46617
2920	Motor bodies, trailers & semi-trailers	114	9952		35872	760	32	46617
29201	Bodies for motor vehicles	13			2784			2784
29202	Trailers & semi-trailers	101	9952		33088	760	32	43833
293	Parts & accessories for motor vehicles	417	123356	1394	844849	79258	1202	1050059
2930	Parts & accessories for motor vehicles	417	123356	1394	844849	79258	1202	1050059
29301	Parts & accessories for motor vehicles	417	123356	1394	844849	79258	1202	1050059
30	OTHER TRANSPORT EQUIPMENT	157	24698		715393	33298	148	773537
309	Transport equipment n.e.c.	157	24698		715393	33298	148	773537
3091	Motorcycles	146	23566		705492	31731	44	760833
30911	Motorcycles, engines for motorcycles	21	11008		563386	23227		597620
30912	Parts & accessories for motorcycles.	125	12558		142107	8504	44	163213
3092	Bicycles & invalid carriages	11	1132		9901	1567	104	12704
30921 &	Non-motorized bicycles & parts etc.		1132		9901	1567	104	12704
30922	Invalid/baby carriages, their parts/accessories, etc.	11						
31	FURNITURE	1061	72884	146	1573028	13573	1419	1661050
310	Furniture	1061	72884	146	1573028	13573	1419	1661050
3100	Furniture	1061	72884	146	1573028	13573	1419	1661050
31001	Furniture & fixtures.	469	41591		1410862	5588	1305	1459346
31003	manufacture of office furniture	8	292		3245			3537
31004	Furniture for kitchen bedrooms etc.	582	30601	146	156881	7625	114	195367
31005	Laboratory benches/ laboratory furniture	2	400		2040	360		2800
32	OTHER MANUFACTURING	1367	254839	8464	1531956	124238	956	1920453
321	Jewellery, bijouterie etc	28		1286	4407	1244		6937
3211	Jewellery & related articles	26			4329	1244		5573
32113 &	Jewellery, goldsmiths' articles.				4329	1244		5573
32114	Metal watchs, watch straps & cigarette cases etc.	26						
3212	Imitation jewellery & related articles	2		1286	79			1364
32121	Costume or imitation jewellery.	2		1286	79			1364
322	Musical instruments	10	259		1880			2139

TABLE - 14.0 **VALUE OF ENERGY AND WATER** **PUNJAB**

2015-16

Value in '000' Rs

Industry Code	Industry Major Groups & Industries	No. of establishments	FUEL		Electricity	GAS	Water	Total
			Diesel, Petrol, Furnace oil	Coal, Firewood				
1	2	3	4	5	6	7	8	9
3220	Musical instruments	10	259		1880			2139
32201 &	Stringed instruments, harmoniums etc.				150			150
32202	Musical instruments & parts.	10	259		1730			1989
323	Sports goods	382	100239	6540	499165	53379	725	660048
3230	Sports goods	382	100239	6540	499165	53379	725	660048
32301	Foot balls.	120	42170	6438	217831	27057	725	294221
32302	Rackets, bats.	31	1169		23879	5530		30578
32309	Other sports articles/ equipment etc.	231	56900	102	257455	20791		335249
324	Games & toys	12	951		14576			15528
3240	Games & toys	12	951		14576			15528
32401	Dolls, toy animals etc.	12	951		14576			15528
325	Medical & dental instruments & supplies	895	102446	638	686524	65482	219	855310
3250	Medical & dental instruments & supplies	895	102446	638	686524	65482	219	855310
32501	Surgical drapes/ sterile string etc	22			27160			27160
32505	Surgical, dental/ veterinary furniture.	6	1580		2991	138		4710
32506	Dental instruments/ orthopaedic devices	46	2757		13198	4500		20455
32509	Others n.e.c.	821	98108	638	643176	60844	219	802986
329	Other manufacturing n.e.c.	40	50944		325403	4132	11	380491
3290	Other manufacturing n.e.c.	40	50944		325403	4132	11	380491
32902	Brooms & brushes.	22	14242		23345	2701		40288
32903	Pens, pencils & stamps etc.	6	36702		286100	1431		324233
32909	Others n.e.c.	12			15958		11	15969

TABLE - 15.0 **FINANCIAL EXPENDITURES** **PUNJAB**

2015-16

Value in '000' Rs

Industry Code	Industry Major Groups & Industries	No. of establishments	Total Financial Expenses Col (7+8)	Interest Paid	Interest Received	Interest Paid minus Interest received	Payments for Bank Charges
1	2	3	4	5	6	7	8
C	**ALL INDUSTIRES**	**32256**	**57189684**	**63305758**	**15524736**	**47781022**	**9408662**
10	FOOD PRODUCTS	3385	13580416	14035390	1480833	12554557	1025859
101	Processing & preserving of meat	14	257015	245862	833	245029	11986
1010	Processing & preserving of meat	14	257015	245862	833	245029	11986
10102	Fresh, chilled or frozen meat	5	2212				2212
10104 &	Meat products						
10107	Processing of animal offal	9	254804	245862	833	245029	9775
103	Processing of fruit/ vegetables	15	47637	48925	9375	39550	8087
1030	Processing/ preserving of fruit/ vegetables	15	47637	48925	9375	39550	8087
10302	Preserving of fruit, nuts or vegetables	6					
10304	Fruit or vegetable juices.	3	-7282		9375	-9375	2093
10305	Jams, jellies & marmalades	6	54920	48925		48925	5995
104	Vegetable & animal oils/ fats	504	228561	542465	378054	164412	64149
1040	Vegetable & animal oils & fats	504	228561	542465	378054	164412	64149
10401	Crude / refined vegetable oils	317	134316	460747	370107	90640	43677
10405	Cotton linters.	74	95447	78609	11	78598	16849
10406	Oilcakes & others	113	-1202	3109	7935	-4826	3624
105	Dairy products	82	1761004	1896118	210425	1685693	75311
1050	Dairy products	82	1761004	1896118	210425	1685693	75311
10501	fresh liquid milk & milk-based drinks	18	1770343	1799178	89817	1709361	60982
10504	Butter/ cheese etc.	17	67681	66570		66570	1111
10506	Ice cream & other edible ice.	43	-77021	30369	120608	-90239	13218
10509	Others n.e.c.	4					
106	Grain mill products, starches etc	1807	1680300	1282023	86085	1195938	484361
1061	Grain mill products	1805	1680300	1282023	86085	1195938	484361
10611	Grain milling.	664	1028131	785197	33333	751864	276267
10612	Rice milling.	1075	646191	484313	45514	438799	207392
10613	Vegetable milling	64	7430	6746		6746	684
10614	Cereal breakfast foods	2	-1452	5767	7237	-1470	18
1062	Starches & starch products	2					
10623	Glucose/ glucose syrup etc	2					
107	Other food products	834	8842459	9224342	718005	8506337	336122
1071	Bakery products	647	191291	152505	3058	149447	41844
10711	Bread & rolls	40	34168	33126	6	33120	1048
10712	Pastry, cakes, pies etc.	91	41639	37463		37463	4176
10713	Rusks, biscuits & bakery products	272	98126	81687	3043	78644	19482
10719	Others n.e.c.	244	17358	230	9	221	17137
1072	Sugar	43	8623518	9063957	714287	8349670	273848
10721	Sugar & sugar substitutes	43	8623518	9063957	714287	8349670	273848
1073	Chocolate & sugar confectionery	48	9228	6811		6811	2417
10732	Chocolate & sugar confectionery	45	9223	6811		6811	2412
10733	Chewing gum	3	5				5
1074	Macaroni, noodles, pasta etc.	16	4784				4784
10741	Pastas/ macaroni etc	16	4784				4784
1079	Other food products n.e.c.	80	13637	1068	660	408	13229
10792	Blending of tea & mate	3	5331				5331
10796	Spices, sauces & condiments	11	1139	1068		1068	71
10798	Processing of salt	20	-526		660	-660	134
10799	Others n.e.c.	46	7693				7693
108	Prepared animal feeds	129	763440	795655	78056	717599	45841
1080	Prepared animal feeds	129	763440	795655	78056	717599	45841
10802	Prepared feeds for farm animals	129	763440	795655	78056	717599	45841
11	BEVERAGES	73	1400739	995557	176364	819192	581547
110	Beverages	73	1400739	995557	176364	819192	581547
1104	Soft drinks, mineral waters etc	73	1400739	995557	176364	819192	581547
11041	Non-alcoholic beverages	22	7073	1035		1035	6037
11042	Natural mineral waters/ bottled waters	29	1202				1202
11043	Soft drinks like lemonade, cola etc.	22	1392464	994521	176364	818157	574307
12	TOBACCO PRODUCTS	8	-307348	46505	395465	-348960	41612
120	Tobacco products	8	-307348	46505	395465	-348960	41612
1200	Tobacco products	8	-307348	46505	395465	-348960	41612
12001	Tobacco products & substitutes etc.	6	-307348	46505	395465	-348960	41612
12009	Others n.e.c.	2					
13	TEXTILES	5967	19621155	23305672	7225137	16080534	3540620
131	Spinning, weaving, finishing of textile	4510	18757473	22609641	7223048	15386594	3370879
1311	Spinning of textile fibres	579	10864313	15339007	6536162	8802845	2061468
13112	Spinning of yarn or thread	579	10864313	15339007	6536162	8802845	2061468
1312	Weaving of textiles	3607	7784996	7199330	663653	6535676	1249320
13121	Broad woven fabrics	3522	7741479	7171558	663653	6507905	1233574
13122	Other broad woven fabrics etc.	2	26498	19706		19706	6792

TABLE - 15.0 **FINANCIAL EXPENDITURES** **PUNJAB**

2015-16

Value in '000' Rs

Industry Code	Industry Major Groups & Industries	No. of establishments	Total Financial Expenses Col (7+8)	Interest Paid	Interest Received	Interest Paid minus Interest received	Payments for Bank Charges
1	2	3	4	5	6	7	8
13129	Others n.e.c.	83	17019	8066		8066	8953
1313	Finishing of textiles	324	108164	71304	23233	48072	60092
13131	Bleaching & dyeing of fabrics	324	108164	71304	23233	48072	60092
139	Other textiles	1457	863682	696031	2090	693941	169741
1392	Made-up textile articles	271	758300	620442	2	620441	137860
13921	Madeup articles of any textile material	212	436692	337159	2	337158	99535
13922	Made-up furnishing articles	47	321109	283283		283283	37826
13929	Others n.e.c.	12	499				499
1393	Carpets & rugs	67	65037	50226	1304	48923	16114
13930	Floor coverings like carpets, rugs etc.	67	65037	50226	1304	48923	16114
1394	Cordage, rope, twine & netting	18					
13941	Twine, cordage, rope etc.	18					
1399	Other textiles n.e.c.	1101	40344	25362	785	24577	15767
13991	Labels/ badges etc.	45	6171	5391		5391	780
13992	Tulles/ laces & other net fabrics	1023	33751	19971	785	19187	14565
13999	Others n.e.c.	33	422				422
14	WEARING APPAREL	1713	2368724	1694929	262626	1432303	936421
141	Wearing apparel	1582	1805670	1134755	262570	872185	933485
1410	Wearing apparel	1582	1805670	1134755	262570	872185	933485
14101	Wearing apparel of leather	157	131080	34479		34479	96601
14102	Outerwear/ work wear	757	1535053	1057286	251171	806115	728938
14103	Underwear/ nightwear	161	53348	18256	5174	13082	40266
14104	Babies' garments/ tracksuits etc.	20	35496	16332		16332	19165
14105 &	Other clothing accessories						
14109	Others n.e.c.	487	50693	8403	6225	2177	48516
143	Knitted & crocheted apparel	131	563054	560174	56	560118	2936
1430	Knitted & crocheted apparel	131	563054	560174	56	560118	2936
14301	Knitted or crocheted wearing apparel	30	295				295
14302	Hosiery, socks, tights & pantyhose etc	101	562759	560174	56	560118	2641
15	LEATHER PRODUCTS	998	455744	377912	142837	235075	220668
151	Tanning of leather & leather products	294	113788	25305	7003	18302	95486
1511	Tanning & dressing of leather	258	54586	25305	7003	18302	36284
15111	Tanning/ dressing of hides & skins	253	54586	25305	7003	18302	36284
15119	Others n.e.c.	5					
1512	Luggage, h&bags, saddlery etc.	36	59201				59201
15121	Luggage, h&bags etc.	26	58969				58969
15122	Articles of leather etc.	10	233				233
152	Footwear	704	341956	352607	135834	216773	125183
1520	Footwear	704	341956	352607	135834	216773	125183
15201	Footwear	698	341877	352607	135834	216773	125103
15202	Leather parts of footwear etc.	6	79				79
16	WOOD AND WOOD PRODUCTS	596	10668	4615	205	4410	6257
161	Sawmilling & planning of wood	142	1680	810	184	626	1053
1610	Sawmilling & planning of wood	142	1680	810	184	626	1053
16101	Sawing & planning of wood	142	1680	810	184	626	1053
162	Products of wood, cork, straw etc.	454	8988	3805	21	3784	5204
1621	Veneer sheets & wood-based panels	47	598				598
16211	Manufacture of veneer sheets	6	35				35
16212	Plywood/ veneer panel/ laminated sheets	35	240				240
16213	Particle board/ densified wood etc.	6	323				323
1622	Builders' carpentry & joinery	120	653				653
16221	Wooden goods of construction industry	120	653				653
1623	Wooden containers	180	6534	3805	21	3784	2750
16231	Packing boxes, crates, drums of wood	180	6534	3805	21	3784	2750
1629	Other wood products	107	1203				1203
16291	Wood products	107	1203				1203
17	PAPER AND PAPER PRODUCTS	530	635656	568476	97230	471247	164409
170	Paper & paper products	530	635656	568476	97230	471247	164409
1701	Pulp, paper & paperboard	195	507842	503008	33230	469778	38064
17013	Paper & paperboard	192	504058	499297	33230	466067	37991
17019	Others n.e.c.	3	3784	3711		3711	73
1702	Corrugated paper/ paperboard & containers	316	126243	65469	64000	1469	124774
17021	Corrugated paper/ paperboard containers	309	124062	65469	64000	1469	122594
17022	Sacks, bags & similar articles of paper	7	2180				2180
1709	Other articles of paper & paperboard	19	1571				1571
17091	Personal hygiene paper product	8	122				122
17099	Others n.e.c.	11	1449				1449
18	PRINTING/REPRODUCTION OF RECORDED MEDIA	270	34148	35861	14131	21730	12418
181	Printing	270	34148	35861	14131	21730	12418
1811	Printing	267	34148	35861	14131	21730	12418

TABLE - 15.0 **FINANCIAL EXPENDITURES** **PUNJAB**

2015-16

Value in '000' Rs

Industry Code	Industry Major Groups & Industries	No. of establishments	Total Financial Expenses Col (7+8)	Interest Paid	Interest Received	Interest Paid minus Interest received	Payments for Bank Charges
1	2	3	4	5	6	7	8
18111	Printing of newspapers/ magazines	2	21657	19401	50	19351	2306
18112	Printing of books, brochures, maps etc	126	-6825	1743	14081	-12338	5512
18114	Printing of diaries & calendars etc	8					
18115	Printing on textile, glass, metal, wood	126	19298	14717		14717	4581
18119	Other printing n.e.c.	5	19				19
1812	Service related to printing	3					
18121 &	Binding of printed sheets						
18124	Preparation of plates & dies	3					
19	COKE AND REFINED PETROLEUM PRODUCTS	34	-552316	157223	710177	-552954	639
192	Refined petroleum products	34	-552316	157223	710177	-552954	639
1920	Refined petroleum products	34	-552316	157223	710177	-552954	639
19201	Production of motor fuel/ kerosene etc.	3	-553296	156816	710177	-553361	65
19203	Oil-based lubricating oils or greases	24	552	407		407	146
19205 &	White spirit, vaseline, paraffin wax						
19207	Blending of bio fuels	7	428				428
20	CHEMICALS AND CHEMICAL PRODUCTS	594	11411679	12811649	2413425	10398224	1013454
201	Basic chemicals, fertilizers etc.	237	11232509	12205080	1700905	10504174	728335
2011	Basic chemicals	107	2520467	2465472	25039	2440433	80034
20111	Inorganic industrial/ medical gases	12	6988	6584		6584	404
20112	Dyes & pigments in basic form	28	218527	209827	22804	187024	31503
20113	Manufacture of inorganic acids & bases	26	566010	552331	839	551492	14518
20114	Chemical elements & other inorganic compounds	2	5				5
20115	Basic organic chemicals	28	1728445	1696730	1397	1695334	33112
20119	Others n.e.c.	11	491				491
2012	Fertilizers & nitrogen compounds	16	8557320	9566583	1639174	7927408	629912
20121 &	Fertilizers						
20122	Nitrogen products	16	8557320	9566583	1639174	7927408	629912
2013	Plastics & synthetic rubber	114	154722	173025	36692	136333	18389
20131	Plastics in primary forms	114	154722	173025	36692	136333	18389
202	Other chemical products	350	173459	605434	712520	-107085	280544
2021	Pesticides/ agrochemical products etc	50	346833	177679		177679	169154
20211	Insecticides/ fungicides/ herbicides	50	346833	177679		177679	169154
2022	Paints, varnishes & printing ink etc.	96	70585	116537	82187	34350	36235
20221	Paints & varnishes etc	88	69735	116537	82187	34350	35385
20225	Caulking compounds etc	2	29				29
20227	Printing ink	6	821				821
2023	Soap, perfumes & toilet preparations	130	-110946	303063	472129	-169066	58120
20232	Soap	87	187290	184270	215	184055	3235
20234	Detergent, dish-washing preparation etc	7	3544				3544
20235	Cleaning & polishing products	10	108	73		73	35
20236 &	Perfumes & toilet preparations						
20239	Others n.e.c.	26	-301887	118721	471914	-353193	51306
2029	Other chemical products n.e.c.	74	-133014	8156	158204	-150049	17035
20291	Propellant powders/ explosives	28	-156609	1214	158204	-156990	381
20292	Gelatine/ glues & prepared adhesives	23	12917	5161		5161	7756
20293 &	Aromatic/odoriferous/distilled waters products						
20298	Matches	10	682	15		15	667
20299	Others n.e.c.	13	9997	1765		1765	8231
203	Man-made fibres	7	5711	1135		1135	4575
2030	Man-made fibres	7	5711	1135		1135	4575
20301	Synthetic or artificial filament tow	3	3711				3711
20303	Synthetic or artificial filament yarn	4	2000	1135		1135	864
21	BASIC PHARMACEUTICAL PRODUCTS	252	786875	757123	53349	703774	83101
210	Pharmaceuticals	252	786875	757123	53349	703774	83101
2100	Pharmaceuticals	252	786875	757123	53349	703774	83101
21001	Medicinal active substances	200	716602	680280	32992	647288	69314
21003	Medicaments/ homeopathic preparations	40	69425	76842	20356	56486	12939
21009	Other such activities n.e.c.	12	848				848
22	RUBBER AND PLASTICS PRODUCTS	868	518775	425504	25270	400234	118541
221	Rubber products	105	234497	216047		216047	18450
2211	Rubber tyres & tubes	16	220520	203314		203314	17206
22111	Rubber tyres	14	220445	203314		203314	17131
22112	Inner tubes for tyres	2	75				75
2219	Other rubber products	89	13978	12733		12733	1244
22191	Other products of rubber	89	13978	12733		12733	1244
222	Plastics products	763	284278	209457	25270	184187	100091
2220	Plastics products	763	284278	209457	25270	184187	100091
22201	Plastic products for packing of goods	370	260130	204414	25270	179144	80986
22202	Builders' plastics ware	47	3782	2374		2374	1407
22203	Plastic tableware, kitchenware etc	183	3931	1631		1631	2301
22209	Other diverse plastic products	163	16435	1038		1038	15397

TABLE - 15.0 **FINANCIAL EXPENDITURES** **PUNJAB**

2015-16

Value in '000' Rs

Industry Code	Industry Major Groups & Industries	No. of establishments	Total Financial Expenses Col (7+8)	Interest Paid	Interest Received	Interest Paid minus Interest received	Payments for Bank Charges
1	2	3	4	5	6	7	8
23	OTHER NON-METALLIC MINERAL PRODUCTS	10055	3168157	3780273	862859	2917413	250744
231	Glass & glass products	56	746704	756749	38523	718226	28478
2310	Glass & glass products	56	746704	756749	38523	718226	28478
23101	Flat glass/ glass paving blocks	20	742564	754257	37457	716800	25763
23102	Glass mirror/ bottle/ drinking glass	10	291		1066	-1066	1357
23103	Pharmaceutical glassware etc.	4	164				164
23109	Others glass products n.e.c.	22	3685	2492		2492	1193
239	Non-metallic mineral products n.e.c.	9999	2421453	3023524	824337	2199187	222266
2391	Refractory products	4	3				3
23912	Manufacture of refractory ceramic goods	4	3				3
2392	Clay building materials	9193	-71400	19129	163394	-144265	72865
23922	Non-refractory clay building materials	9156	-76969	13857	163394	-149538	72569
23923	Ceramic sanitary fixtures	37	5569	5273		5273	296
2393	Other porcelain & ceramic products	165	81193	75832		75832	5362
23931	Ceramic tableware & domestic articles	158	553				553
23932	Electrical fittings of ceramics etc.	2	80570	75832		75832	4738
23939	Other porcelain & ceramic products	5	71				71
2394	Cement, lime & plaster	22	2361029	2890862	660910	2229952	131077
23941	Clinkers & hydraulic cement	9	2361029	2890862	660910	2229952	131077
23943	Plasters of calcined gypsum/ sulphate	13					
2395	Articles of concrete, cement & plaster	321	47147	37658		37658	9490
23951	Precast concrete, cement or stone	241	46143	37658		37658	8485
23959	Other articles of concrete or cement	80	1004				1004
2396	Cutting, shaping & finishing of stone	280	3362	43	32	11	3352
23961	Cutting, shaping & finishing of stone	280	3362	43	32	11	3352
2399	Other non-metallic mineral products	14	118				118
23991	Millstones/abrasive products and polishing	6	20				20
23993	Mineral insulating materials	2					
23995 &	Articles of asphalt etc						
23999	Manufacture of other such products n.e.c.	6	98				98
24	BASIC METALS	714	1194118	1080780	163578	917202	276915
241	Basic iron & steel	454	1181989	1072546	163578	908969	273021
2410	Basic iron & steel	454	1181989	1072546	163578	908969	273021
24102 &	Pig iron/spiegeleisen/ferro-alloys & ferrous products						
24104	Remelting of scrap ingot of iron/ steel	64	60263	45954	17	45937	14326
24106	Hot/cold-rolled products of steel	303	769275	820932	137123	683809	85466
24108	Welded tubes & pipes of steel	73	352452	205661	26438	179223	173229
24109	Others n.e.c.	14					
242	Basic precious & non-ferrous metals	92	9604	8234		8234	1370
2420	Basic precious & non-ferrous metals	92	9604	8234		8234	1370
24202	Aluminium & alloys	48	9604	8234		8234	1370
24203	Lead, zinc, tin & alloys from ores	4					
24205 &	Copper alloys						
24206	Chrome, manganese, nickel & alloys etc	40					
243	Casting of metals	168	2524				2524
2431	Casting of iron & steel	158	2524				2524
24311	Casting of iron	124	2273				2273
24312	Casting of steel	34	251				251
2432	Casting of non-ferrous metals	10					
24324	Casting of precious metal castings	10					
25	FABRICATED METAL PRODUCTS	1642	-50240	98719	182356	-83637	33397
251	Structural metal products etc	396	35201	20005	1405	18600	16601
2511	Structural metal products	354	32635	18510	1405	17104	15530
25111	Metal framework/ skeleton etc	26	21790	14427	720	13706	8084
25112	Metal door, window, shutter, gates etc	279	6711	4083	685	3398	3313
25119	Others n.e.c.	49	4134				4134
2512	Tanks, reservoirs & containers of metal	35	732				732
25121	Reservoirs, tanks & containers of metal	6					
25122	Metal containers for gas	27	732				732
25123	Central heating boilers & radiators	2					
2513	Steam generators	7	1834	1496		1496	339
25131 &	Steam/ vapour generator, condenser etc						
25132	Parts for marine or power boilers/ nuclear reactors et	7	1834	1496		1496	339
252	Weapons & ammunition	3	-178789		179063	-179063	274
2520	Weapons & ammunition	3	-178789		179063	-179063	274
25201 &	Heavy weapons						
25202	Small arms	3	-178789		179063	-179063	274
259	Other fabricated metal products	1243	93348	78714	1888	76826	16522
2592	Treatment & coating of metals	5					
25921 &	Plating, anodizing, s&blasting etc.						
25922	Colouring/engraving, non-metallic coating metals	5					
2593	Cutlery, h& tools & general hardware	439	12893	4346		4346	8547
25931	Cutlery	245	9576	2727		2727	6849

TABLE - 15.0 **FINANCIAL EXPENDITURES** **PUNJAB**

2015-16

Value in '000' Rs

Industry Code	Industry Major Groups & Industries	No. of establishments	Total Financial Expenses Col (7+8)	Interest Paid	Interest Received	Interest Paid minus Interest received	Payments for Bank Charges
1	2	3	4	5	6	7	8
25932	Knives, h& tools, saw blades etc	123	964				964
25933	Padlocks, locks, keys, hinges etc	57	2354	1620		1620	734
25934	Other tools of such nature n.e.c.	14					
2599	Other fabricated metal products n.e.c.	799	80454	74368	1888	72480	7975
25991	Cans, drums, buckets, boxes, tins etc	76	2719	1235		1235	1484
25992	Uninsulated or insulated metal cable	4					
25993	Nails, bolts, screws, nuts, chains etc.	118	684	1590	1888	-299	982
25994	Metal household articles	304	24046	22854		22854	1192
25995	Metal goods for office use	48	14123	13381		13381	742
25996	Safes, strongboxes, armoured doors etc.	85	1097				1097
25997	Various metal articles	100	25740	23541		23541	2199
25999	Others n.e.c.	64	12046	11768		11768	278
26	COMPUTER, ELECTRONIC AND OPTICAL PRODUCTS	27	40390	28041	290	27751	12639
261	Electronic components & boards	7	12548	11285		11285	1263
2610	Electronic components & boards	7	12548	11285		11285	1263
26101	Capacitors, resistors, microprocessors	7	12548	11285		11285	1263
263	Communication equipment	4					
2630	Communication equipment	4					
26303	Cable television equipment, antenna etc	4					
264	Consumer electronics	5	15707	6731		6731	8976
2640	Consumer electronics	5	15707	6731		6731	8976
26402	Televisions, monitors & displays	2	15707	6731		6731	8976
26409	Others n.e.c.	3					
265	Measuring equipment; watches/ clocks	11	12135	10025	290	9735	2400
2651	Measuring, navigating/ control equipment	7	12135	10025	290	9735	2400
26514	Measuring & control equipment	2	40				40
26519	Manufacture of others n.e.c.	5	12095	10025	290	9735	2360
2652	Watches & clocks	4					
26521	Watches & clocks	4					
27	ELECTRICAL EQUIPMENT	634	2154085	1685563	86847	1598716	555369
271	Electric motor, generator, transformer	115	1775612	1346729	78067	1268662	506950
2710	Electric motors, generators, transformers etc.	115	1775612	1346729	78067	1268662	506950
27101	Electric transformers	19	1578231	1235088	76383	1158704	419526
27102	Electric motors/ power generators etc	15	37012	34383	150	34233	2779
27103 &	Electric power distribution panel etc.						
27104	Switchboard apparatus, fuses, switches	52	139235	77259	1534	75725	63510
27109	Others n.e.c.	29	21134				21134
272	Batteries & accumulators	11	-5608	45	7025	-6980	1373
2720	Batteries & accumulators	11	-5608	45	7025	-6980	1373
27203	Lead acid/ lithium/ dry/ wet batteries	11	-5608	45	7025	-6980	1373
273	Wiring & wiring devices	80	337843	312628	1754	310874	26969
2731 &	Fibre optic cables						
2732	Other electric wires & cables	80	337843	312628	1754	310874	26969
27310 &	Fibre optic cable for data transmission etc.						
27320	Insulated wire & cable	80	337843	312628	1754	310874	26969
274	Electric lighting equipment	35	140				140
2740	Electric lighting equipment	35	140				140
27401	Lamps, bulbs, ch&eliers,lanterns etc.	6	140				140
27409	Others n.e.c.	29					
275	Domestic appliances	375	46046	26160		26160	19886
2750	Domestic appliances	375	46046	26160		26160	19886
27501	Domestic electric appliances	326	45796	26160		26160	19636
27502	Domestic electrothermic appliances	6	91				91
27503	Domestic non-electric cooking equipment	43	158				158
279	Other electrical equipment	18	52				52
2790	Other electrical equipment	18	52				52
27901	Battery chargers & electrical bells etc	4	40				40
27909	Others n.e.c.	14	12				12
28	MACHINERY AND EQUIPMENT N.E.C.	770	-54354	165963	407697	-241734	187381
281	General-purpose machinery	303	240231	99878	12057	87821	152411
2811	Engines & turbines	5					
28112	Turbines & parts etc	5					
2813	Other pumps, compressors, taps & valves	147	37770	25711	4348	21364	16406
28131	Air or vacuum pumps/ compressors	2	4362				4362
28132	Pumps for liquids	97	33332	25711	4348	21364	11968
28133	Pumps for engines/ motor vehicle pumps	10	19				19
28134	Industrial taps/ valves & h& pump etc	38	58				58
2814 &	Bearings, gears, gearing etc						
2815	Ovens, furnaces & furnace burners	7					
28143 &	Gears, pulleys & transmission chain etc						
28151	Electrical & other furnaces, ovens,burners etc.	7					
2816	Lifting & h&ling equipment	39	6690	65	5	60	6630
28161	Lifting, h&ling, loading machinery	39	6690	65	5	60	6630
2819	Other general-purpose machinery	105	195771	74102	7705	66397	129374

TABLE - 15.0 **FINANCIAL EXPENDITURES** **PUNJAB**

2015-16

Value in '000' Rs

Industry Code	Industry Major Groups & Industries	No. of establishments	Total Financial Expenses Col (7+8)	Interest Paid	Interest Received	Interest Paid minus Interest received	Payments for Bank Charges
1	2	3	4	5	6	7	8
28191	Industrial freezing equipment etc.	20	-1322		7705	-7705	6383
28192	Weighing, packing & wrapping machinery	18	18				18
28193	Filtering or purifying machinery	15	70				70
28198	Parts for general-purpose machinery	11	142				142
28199	Others n.e.c.	41	196863	74102		74102	122762
282	Special-purpose machinery	467	-294585	66085	395640	-329555	34970
2821	Agricultural & forestry machinery	339	-306777	66054	395640	-329586	22809
28211	Tractors	11	-378013	11517	395636	-384119	6106
28213	Agricultural trailers or semi-trailers	28	209	1		1	208
28214	Soil preparation, planting machinery	47	2523	674	3	671	1852
28215	Harvesting or threshing machinery	55	909				909
28216 &	Milking machines						
28217	Spraying machinery	2	2				2
28219	Diverse agricultural machinery	196	67593	53861		53861	13732
2822	Metal-forming machinery & machine tools	30	51				51
28222	Tools for grinding, drilling, boring	15	6				6
28223	Stamping or pressing machine tools	8	45				45
28224	Hydraulic presse/ forging machine etc.	5					
28227	Parts/ accessories for machine tools	2					
2824	Mining/ quarrying/ construction machinery	12	6420				6420
28242	Boring, cutting & tunnelling machinery	2					
28243	Machinery for treating minerals	8	6270				6270
28245 &	Manufacture of earth-moving machinery						
28246	Pile drivers/ mortar spreaders etc.	2	150				150
2825	Food, beverage & tobacco machinery	28	5097				5097
28253	Grain milling machinery	10	3				3
28256	Machinery for extractionof animal/vegetable fats/oils	2					
28259	Food processing machinery	16	5094				5094
2826	Textile, apparel & leather machinery	55	514	31		31	483
28261	Textile machinery	27	61				61
28262	Equipment for textile machinery	4	42				42
28266	Sewing machines	24	411	31		31	380
2829	Other special-purpose machinery	3	110				110
28291 &	Machinery for paper pulp,paperboard product etc						
28292 &	Rubber & plastic products machinery						
28299	Others n.e.c.	3	110				110
29	MOTOR VEHICLES, TRAILERS AND SEMI	541	-61540	156834	257016	-100182	38642
291	Motor vehicles	10	-241580	1200	248892	-247692	6112
2910	Motor vehicles	10	-241580	1200	248892	-247692	6112
29101 &	Passenger cars, commercial busses etc.						
29102	Motor vehicle engines, chassis etc.	7	-241778	1200	248892	-247692	5914
29103	Other motor vehicles	3	198				198
292	Motor vehicle bodies, trailers etc	114	400	61		61	338
2920	Motor bodies, trailers & semi-trailers	114	400	61		61	338
29201	Bodies for motor vehicles	13					
29202	Trailers & semi-trailers	101	400	61		61	338
293	Parts & accessories for motor vehicles	417	179640	155572	8124	147449	32192
2930	Parts & accessories for motor vehicles	417	179640	155572	8124	147449	32192
29301	Parts & accessories for motor vehicles	417	179640	155572	8124	147449	32192
30	OTHER TRANSPORT EQUIPMENT	157	-421274	76517	525440	-448923	27649
309	Transport equipment n.e.c.	157	-421274	76517	525440	-448923	27649
3091	Motorcycles	146	-421345	76517	525440	-448923	27579
30911	Motorcycles, engines for motorcycles	21	-424191	76517	525440	-448923	24732
30912	Parts & accessories for motorcycles.	125	2846				2846
3092	Bicycles & invalid carriages	11	71				71
30921 &	Non-motorized bicycles & parts etc.						
30922	Invalid/baby carriages, their parts/accessories, etc.	11	71				71
31	FURNITURE	1061	870883	872196	21952	850244	20639
310	Furniture	1061	870883	872196	21952	850244	20639
3100	Furniture	1061	870883	872196	21952	850244	20639
31001	Furniture & fixtures.	469	867753	872173	21552	850621	17132
31003	manufacture of office furniture	8	50				50
31004	Furniture for kitchen bedrooms etc.	582	3080	23	400	-377	3457
31005	Laboratory benches/ laboratory furniture	2					
32	OTHER MANUFACTURING	1367	384546	144456	19651	124805	259741
321	Jewellery, bijouterie etc	28	74				74
3211	Jewellery & related articles	26	74				74
32113 &	Jewellery, goldsmiths' articles.						
32114	Metal watchs, watch straps & cigarette cases etc.	26	74				74
3212	Imitation jewellery & related articles	2					
32121	Costume or imitation jewellery.	2					
322	Musical instruments	10	963				963

TABLE - 15.0 **FINANCIAL EXPENDITURES** **PUNJAB**

2015-16

Value in '000' Rs

Industry Code	Industry Major Groups & Industries	No. of establishments	Total Financial Expenses Col (7+8)	Interest Paid	Interest Received	Interest Paid minus Interest received	Payments for Bank Charges
1	2	3	4	5	6	7	8
3220	Musical instruments	10	963				963
32201 &	Stringed instruments, harmoniums etc.						
32202	Musical instruments & parts.	10	963				963
323	Sports goods	382	248101	120455	17599	102856	145245
3230	Sports goods	382	248101	120455	17599	102856	145245
32301	Foot balls.	120	130801	80865	12378	68486	62315
32302	Rackets, bats.	31	1741				1741
32309	Other sports articles/ equipment etc.	231	115559	39590	5220	34370	81189
324	Games & toys	12	194				194
3240	Games & toys	12	194				194
32401	Dolls, toy animals etc.	12	194				194
325	Medical & dental instruments & supplies	895	131511	24001	2052	21949	109561
3250	Medical & dental instruments & supplies	895	131511	24001	2052	21949	109561
32501	Surgical drapes/ sterile string etc	22					
32505	Surgical, dental/ veterinary furniture.	6					
32506	Dental instruments/ orthopaedic devices	46	2405				2405
32509	Others n.e.c.	821	129106	24001	2052	21949	107157
329	Other manufacturing n.e.c.	40	3704				3704
3290	Other manufacturing n.e.c.	40	3704				3704
32902	Brooms & brushes.	22	2906				2906
32903	Pens, pencils & stamps etc.	6	577				577
32909	Others n.e.c.	12	221				221

TABLE-2.0 **SUMMARY STATISTICS** **SINDH**

2015-16

Value in '000' Rs

Industry Code	Industry Major Groups & Industries	No. of establishments	Value of fixed assets at the end of the year	Additions / altrations made during the year (GFCF)	Changes in stocks	Average daily persons engaged (No.)	Employment cost	Industrial cost
1	2	3	4	5	6	7	8	9
C	**ALL INDUSTIRES**	**6299**	**1517259657**	**193057331**	**58614385**	**635638**	**335380576**	**3438237508**
10	FOOD PRODUCTS	1682	224030154	23787856	22026814	88837	43528768	777657442
101	Processing & preserving of meat	5	2044374	186066	316519	1405	610358	11635230
1010	Processing & preserving of meat	5	2044374	186066	316519	1405	610358	11635230
10102	Fresh, chilled or frozen meat	5	2044374	186066	316519	1405	610358	11635230
102	Processing & preserving of fish	14	280740	11944	24916	396	76979	1342692
1020	Processing/ preserving of fish, molluscs	14	280740	11944	24916	396	76979	1342692
10202	Fish, crustacean & mollusc products	14	280740	11944	24916	396	76979	1342692
103	Processing of fruit/ vegetables	26	2743155	770514	106258	1443	1452665	7988697
1030	Processing/ preserving of fruit/ vegetables	26	2743155	770514	106258	1443	1452665	7988697
10302	Preserving of fruit, nuts or vegetables	24	1060247	263191	-34314	855	674997	2585620
10305	Jams, jellies & marmalades	2	1682908	507323	140572	588	777668	5403077
104	Vegetable & animal oils/ fats	313	41332456	5873512	17948141	14503	6409910	321738578
1040	Vegetable & animal oils & fats	313	41332456	5873512	17948141	14503	6409910	321738578
10401	Crude / refined vegetable oils	164	36088251	5679830	16804167	8956	5896268	280677728
10405	Cotton linters.	131	4903924	190817	997596	5298	480812	39396169
10406	Oilcakes & others	18	340281	2865	146378	249	32830	1664682
105	Dairy products	18	14907740	1178001	138621	2545	3640508	33287528
1050	Dairy products	18	14907740	1178001	138621	2545	3640508	33287528
10501	fresh liquid milk & milk-based drinks	8	14652446	1173445	137484	2245	3593033	33102949
10506 &	Ice cream & other edible ice.		178202	4556		192	19553	64538
10509	Others n.e.c.	10	77092		1137	108	27922	120041
106	Grain mill products, starches etc	926	33759658	2634874	2302297	27433	5282430	151582867
1061 &	Grain mill products		28273303	1262642	3271777	25302	3374556	136743551
1062	Starches & starch products	926	5486355	1372233	-969480	2131	1907874	14839316
10611	Grain milling.	221	5841223	546275	1295128	5845	1038175	53219723
10612	Rice milling.	603	21951052	710910	1911937	17998	2125989	77912607
10613 &	Vegetable milling		481028	5456	64712	1459	210393	5611221
10621	Starches from rice, potatoes, maize etc.	102	5486355	1372233	-969480	2131	1907874	14839316
107	Other food products	333	125855770	13021668	-15332	39351	25644996	233727615
1071	Bakery products	112	19275479	2606560	314471	10432	5400302	40996981
10711	Bread & rolls	36	1936431	278178	60119	2640	896837	4648557
10712	Pastry, cakes, pies etc.	5	62291	28933	-119	155	50043	249688
10713	Rusks, biscuits & bakery products	47	15254004	2093294	214163	6160	4133266	33161366
10719	Others n.e.c.	24	2022754	206155	40307	1477	320156	2937370
1072	Sugar	36	76315335	6387524	-1373488	16800	6868622	98411527
10721	Sugar & sugar substitutes	36	76315335	6387524	-1373488	16800	6868622	98411527
1073	Chocolate & sugar confectionery	32	12062861	1328187	-5547	2667	2828049	26836396
10732	Chocolate & sugar confectionery	32	12062861	1328187	-5547	2667	2828049	26836396
1079	Other food products n.e.c.	153	18202094	2699397	1049232	9452	10548023	67482711
10792	Blending of tea & mate	7	6296046	1784941	668726	1275	4646094	24515844
10794 &	Infant formula or baby foods etc		1562	1279	22414	83	87167	784026
10795	Prepared foods/sandwiches, fresh pizza etc.	3				1652	293204	2350659
10796	Spices, sauces & condiments	34	5320693	422108	579521	2439	4451311	27290306
10798	Processing of salt	15	87516	8462	247	271	52125	187515
10799	Others n.e.c.	94	6496278	482607	-221675	3732	1018122	12354360
108	Prepared animal feeds	47	3106261	111276	1205395	1761	410922	16354235
1080	Prepared animal feeds	47	3106261	111276	1205395	1761	410922	16354235
10802	Prepared feeds for farm animals	47	3106261	111276	1205395	1761	410922	16354235
11	BEVERAGES	38	13608279	2972944	616004	5771	3607261	27189226
110	Beverages	38	13608279	2972944	616004	5771	3607261	27189226
1104	Soft drinks, mineral waters etc	38	13608279	2972944	616004	5771	3607261	27189226
11041	Non-alcoholic beverages	9	5575063	1133396	89761	917	589971	10106971
11042	Natural mineral waters/ bottled waters	17	1171843	10987	3740	749	193186	929949
11043	Soft drinks like lemonade, cola etc.	12	6861373	1828561	522503	4105	2824104	16152306
12	TOBACCO PRODUCTS	10	368138	1319	252247	265	66454	504165
120	Tobacco products	10	368138	1319	252247	265	66454	504165
1200	Tobacco products	10	368138	1319	252247	265	66454	504165
12001	Tobacco products & substitutes etc.	10	368138	1319	252247	265	66454	504165
13	TEXTILES	1479	394307341	51186794	6414832	215997	89685890	640246709
131	Spinning, weaving, finishing of textile	1259	376004581	49382133	5755772	200959	84010731	596852820
1311	Spinning of textile fibres	219	189605772	28821913	2726135	83218	39090172	282980570
13112	Spinning of yarn or thread	219	189605772	28821913	2726135	83218	39090172	282980570
1312	Weaving of textiles	817	167578044	19024087	2214098	96615	40131669	273127871
13121	Broad woven fabrics	590	156910177	18159665	2037255	84245	36437027	242256661
13129	Others n.e.c.	227	10667867	864421	176843	12370	3694642	30871211
1313	Finishing of textiles	223	18820765	1536134	815539	21126	4788890	40744378
13131	Bleaching & dyeing of fabrics	223	18820765	1536134	815539	21126	4788890	40744378
139	Other textiles	220	18302760	1804660	659060	15038	5675160	43393888
1392	Made-up textile articles	75	14524673	1737027	331658	10249	4131151	33863804

TABLE-2.0 **SUMMARY STATISTICS** **SINDH**

2015-16

Value in '000' Rs

Value of production at Producer Price	Census value added at producer prices	Census value added at factor cost	Contribution to GDP at market prices	Contribution to GDP at producer prices	Contribution to GDP at basic prices	Contribution to GDP at factor cost	Industry Code
10	11	12	13	14	15	16	1
4998512416	**1560274908**	**1474273525**	**1637834836**	**1268637678**	**1255894601**	**1182636295**	**C**
1040698913	263041471	255445452	235434110	203106723	197273490	195510704	10
16286035	4650805	4670878	2722767	2682150	2702246	2702223	101
16286035	4650805	4670878	2722767	2682150	2702246	2702223	1010
16286035	4650805	4670878	2722767	2682150	2702246	2702223	10102
1914818	572126	571500	482976	482976	482644	482349	102
1914818	572126	571500	482976	482976	482644	482349	1020
1914818	572126	571500	482976	482976	482644	482349	10202
12200300	4211603	4211201	4047246	2629060	2628658	2628658	103
12200300	4211603	4211201	4047246	2629060	2628658	2628658	1030
4083351	1497731	1497731	951323	951323	951323	951323	10302
8116949	2713872	2713470	3095923	1677737	1677335	1677335	10305
397473312	75734733	69711278	66517241	63264668	58375700	57241213	104
397473312	75734733	69711278	66517241	63264668	58375700	57241213	1040
348317879	67640151	62384882	58992520	55833158	51485578	50577888	10401
47126084	7729916	6963762	7144462	7126701	6585313	6360547	10405
2029349	364667	362635	380259	304810	304810	302778	10406
53062234	19774706	19784067	15253958	14173554	14183108	14182915	105
53062234	19774706	19784067	15253958	14173554	14183108	14182915	1050
52726405	19623456	19633010	15127003	14051823	14061378	14061378	10501
137794	73256	73209	75887	70661	70661	70614	10506 &
198035	77994	77848	51069	51069	51069	50923	10509
195970043	44387176	44220549	44103561	40264873	40335817	40098246	106
171809126	35065575	34898948	32651181	32303983	32374927	32137356	1061 &
24160917	9321601	9321601	11452380	7960890	7960890	7960890	1062
61106868	7887145	7848284	7195760	7000605	6997277	6961744	10611
103544454	25631847	25568465	24087309	23944477	24059175	23881095	10612
7157805	1546583	1482199	1368112	1358901	1318475	1294516	10613 &
24160917	9321601	9321601	11452380	7960890	7960890	7960890	10621
342501799	108774185	107851916	97997508	75322753	74594084	74400485	107
69892400	28895419	28732425	26124036	19790003	19646869	19627009	1071
7108062	2459506	2394790	2071664	2008855	1948380	1944139	10711
394558	144870	144805	96387	96387	96387	96322	10712
57541197	24379831	24293801	23024946	16769757	16687098	16683728	10713
4848583	1911213	1899029	931039	915004	915004	902820	10719
119037734	20626207	19953102	24031576	17337711	16675155	16664606	1072
119037734	20626207	19953102	24031576	17337711	16675155	16664606	10721
39021087	12184690	12184611	7521403	7515126	7515126	7515047	1073
39021087	12184690	12184611	7521403	7515126	7515126	7515047	10732
114550579	47067869	46981778	40320494	30679913	30756934	30593822	1079
49391557	24875713	24875713	22815606	13551283	13551283	13551283	10792
1156725	372699	372699	296713	296312	296312	296312	10794 &
4169682	1819023	1819023	1819023	1819023	1819023	1819023	10795
40916790	13626483	13626262	9318342	9318342	9318342	9318121	10796
324460	136945	136872	123542	123542	123542	123469	10798
18591365	6237005	6151209	5947268	5571412	5648432	5485615	10799
21290371	4936136	4424061	4308853	4286690	3971233	3774615	108
21290371	4936136	4424061	4308853	4286690	3971233	3774615	1080
21290371	4936136	4424061	4308853	4286690	3971233	3774615	10802
42753885	15564659	12682643	19873504	13112942	10232864	10230926	11
42753885	15564659	12682643	19873504	13112942	10232864	10230926	110
42753885	15564659	12682643	19873504	13112942	10232864	10230926	1104
13880063	3773092	3717380	4661248	3388382	3334412	3332670	11041
2909355	1979406	1979406	1596578	1596578	1596578	1596578	11042
25964468	9812161	6985858	13615678	8127982	5301874	5301678	11043
616735	112570	112570	107551	107551	107551	107551	12
616735	112570	112570	107551	107551	107551	107551	120
616735	112570	112570	107551	107551	107551	107551	1200
616735	112570	112570	107551	107551	107551	107551	12001
939462620	299215911	298118287	257294210	243014510	243213252	241916885	13
868497980	271645160	270580720	236233712	222444849	222652735	221380409	131
396215739	113235169	112303939	104200299	92716189	92901931	91784959	1311
396215739	113235169	112303939	104200299	92716189	92901931	91784959	13112
412329120	139201248	139107625	116475714	114317971	114343899	114224348	1312
363875007	121618347	121535626	101855663	99846588	99872516	99763867	13121
48454112	17582902	17572000	14620052	14471382	14471382	14460481	13129
59953122	19208743	19169156	15557699	15410689	15406905	15371102	1313
59953122	19208743	19169156	15557699	15410689	15406905	15371102	13131
70964639	27570751	27537566	21060498	20569660	20560517	20536475	139
53851926	19988122	19987540	14834428	14774308	14781859	14773725	1392

TABLE-2.0 **SUMMARY STATISTICS** **SINDH**

2015-16

Value in '000' Rs

Industry Code	Industry Major Groups & Industries	No. of establishments	Value of fixed assets at the end of the year	Additions / altrations made during the year (GFCF)	Changes in stocks	Average daily persons engaged (No.)	Employment cost	Industrial cost
1	2	3	4	5	6	7	8	9
13921	Madeup articles of any textile material	66	11957673	1514086	-181410	8850	3390179	27320241
13922	Made-up furnishing articles	9	2567000	222940	513068	1399	740973	6543563
1393 &	Carpets & rugs							
1394	Cordage, rope, twine & netting	6	683660	71897	-4400	454	209945	1932765
13930 &	Floor coverings like carpets, rugs etc.							
13941	Twine, cordage, rope etc.	6	683660	71897	-4400	454	209945	1932765
1399	Other textiles n.e.c.	139	3094427	-4264	331802	4335	1334063	7597320
13991	Labels/ badges etc.	12	339197	-80422	593372	898	421308	2240493
13992	Tulles/ laces & other net fabrics	125	2737430	75713	-261956	3406	907933	5317743
13999	Others n.e.c.	2	17800	445	387	31	4822	39084
14	WEARING APPAREL	652	122893263	21613337	1614047	109438	44440770	233304366
141	Wearing apparel	560	113021602	21418324	1687676	104031	42819767	220068077
1410	Wearing apparel	560	113021602	21418324	1687676	104031	42819767	220068077
14101	Wearing apparel of leather	27	1299038	306524	375944	2304	981928	6448241
14102	Outerwear/ work wear	524	108846904	20705409	1036239	97385	40212139	206989351
14103	Underwear/ nightwear	4	655688	32458	-132708	1298	492293	1537776
14105	Other clothing accessories	5	2219972	373933	408201	3044	1133407	5092709
143	Knitted & crocheted apparel	92	9871662	195012	-73629	5407	1621003	13236289
1430	Knitted & crocheted apparel	92	9871662	195012	-73629	5407	1621003	13236289
14302	Hosiery, socks, tights & pantyhose etc	92	9871662	195012	-73629	5407	1621003	13236289
15	LEATHER PRODUCTS	111	5480581	570191	380057	6419	2057852	19640851
151	Tanning of leather & leather products	103	5453187	570191	380057	6248	2030355	19555351
1511	Tanning & dressing of leather	87	5169326	532662	431811	5425	1776502	18752070
15111	Tanning/ dressing of hides & skins	87	5169326	532662	431811	5425	1776502	18752070
1512	Luggage, h&bags, saddlery etc.	16	283861	37529	-51754	823	253853	803281
15121 &	Luggage, h&bags etc.							
15122	Articles of leather etc.	16	283861	37529	-51754	823	253853	803281
152	Footwear	8	27394			171	27497	85500
1520	Footwear	8	27394			171	27497	85500
15201	Footwear	8	27394			171	27497	85500
16	WOOD AND WOOD PRODUCTS	29	4297669	479472	414814	1943	435453	18168227
161	Sawmilling & planning of wood	5	9353	795	292265	340	77784	9963078
1610	Sawmilling & planning of wood	5	9353	795	292265	340	77784	9963078
16101 &	Sawing & planning of wood							
16102	Wooden railway sleepers	5	9353	795	292265	340	77784	9963078
162	Products of wood, cork, straw etc.	24	4288316	478677	122549	1603	357669	8205149
1621	Veneer sheets & wood-based panels	19	4251400	478677	122746	1542	343518	8123417
16212	Plywood/ veneer panel/ laminated sheets	5	1127047	106332	-26360	339	80659	2973615
16213	Particle board/ densified wood etc.	14	3124353	372345	149106	1203	262859	5149802
1622	Builders' carpentry & joinery	2	14571			24	6336	31629
16221	Wooden goods of construction industry	2	14571			24	6336	31629
1623 &	Wooden containers							
1629	Other wood products	3	22344		-197	37	7815	50103
16231 &	Packing boxes, crates, drums of wood							
16291	Wood products	3	22344		-197	37	7815	50103
17	PAPER AND PAPER PRODUCTS	202	68104187	11847653	1127237	15602	7057057	72317015
170	Paper & paper products	202	68104187	11847653	1127237	15602	7057057	72317015
1701	Pulp, paper & paperboard	52	24112042	4150391	222376	3774	2094048	21109741
17013	Paper & paperboard	50	24072855	4149110	223984	3686	2071451	20857448
17019	Others n.e.c.	2	39187	1281	-1608	88	22597	252293
1702	Corrugated paper/ paperboard & containers	133	41046348	7476037	879702	10459	4032629	45517639
17021	Corrugated paper/ paperboard containers	131	40969612	7475299	875368	9896	3925252	44386202
17022	Sacks, bags & similar articles of paper	2	76736	738	4334	563	107377	1131437
1709	Other articles of paper & paperboard	17	2945796	221225	25160	1369	930380	5689635
17091	Personal hygiene paper product	14	1667361	151098	2718	581	222940	3264011
17099	Others n.e.c.	3	1278435	70127	22442	788	707440	2425624
18	PRINTING/REPRODUCTION OF RECORDED MEDIA	121	12051806	1125240	-102144	7649	5676442	27331386
181	Printing	121	12051806	1125240	-102144	7649	5676442	27331386
1811 &	Printing							
1812	Service related to printing	121	12051806	1125240	-102144	7649	5676442	27331386
18111	Printing of newspapers/ magazines	76	5964425	556468	-294269	4015	3052638	9232197
18112	Printing of books, brochures, maps etc	19	905288	50168	-163	768	239615	2407028
18113	Printing of postage stamps, cheques etc	2	1165071	44092	136031	1126	1647090	6385267
18114	Printing of diaries & calendars etc	4	135190	32811	-566	221	75497	572664
18115 &	Printing on textile, glass, metal, wood							
18123	Plate/image-making setting services	20	3881833	441701	56823	1519	661602	8734231
19	COKE AND REFINED PETROLEUM PRODUCTS	30	33921333	1983061	-5488020	4775	11364547	408193624
192	Refined petroleum products	30	33921333	1983061	-5488020	4775	11364547	408193624
1920	Refined petroleum products	30	33921333	1983061	-5488020	4775	11364547	408193624

TABLE-2.0 **SUMMARY STATISTICS** **SINDH**

2015-16

Value in '000' Rs

Value of production at Producer Price	Census value added at producer prices	Census value added at factor cost	Contribution to GDP at market prices	Contribution to GDP at producer prices	Contribution to GDP at basic prices	Contribution to GDP at factor cost	Industry Code
10	11	12	13	14	15	16	1
43871950	16551709	16552007	12750176	12690056	12697607	12690353	13921
9979976	3436413	3435532	2084252	2084252	2084252	2083372	13922
2589349	656584	642093	685306	497798	487158	483307	1393 & 1394
2589349	656584	642093	685306	497798	487158	483307	13930 & 13941
14523365	6926045	6907933	5540764	5297555	5291500	5279444	1399
5924841	3684348	3684348	2623422	2398751	2398751	2398751	13991
8540931	3223189	3212656	2897385	2881799	2883311	2871266	13992
57592	18508	10929	19957	17005	9438	9426	13999
399234048	165929682	165287874	134640465	130863184	130834476	130221376	14
377022907	156954830	156313022	126156208	122437683	122408975	121795876	141
377022907	156954830	156313022	126156208	122437683	122408975	121795876	1410
7939944	1491703	1472408	888567	887486	887486	868192	14101
356351204	149361853	148783578	120139592	116476136	116458526	115897861	14102
3368544	1830768	1786662	1851744	1797756	1786658	1753650	14103
9363215	4270505	4270374	3276305	3276305	3276305	3276173	14105
22211141	8974852	8974852	8484257	8425501	8425501	8425501	143
22211141	8974852	8974852	8484257	8425501	8425501	8425501	1430
22211141	8974852	8974852	8484257	8425501	8425501	8425501	14302
26659092	7018241	6997385	4955482	4953790	4941630	4932933	15
26530842	6975491	6954635	4912732	4911040	4898880	4890183	151
25228493	6476423	6455567	4508141	4506449	4494289	4485592	1511
25228493	6476423	6455567	4508141	4506449	4494289	4485592	15111
1302349	499068	499068	404591	404591	404591	404591	1512
1302349	499068	499068	404591	404591	404591	404591	15121 & 15122
128250	42750	42750	42750	42750	42750	42750	152
128250	42750	42750	42750	42750	42750	42750	1520
128250	42750	42750	42750	42750	42750	42750	15201
21347998	3179771	2920561	3154918	3005512	2752293	2746302	16
11277797	1314718	1307218	1327778	1297778	1290778	1290278	161
11277797	1314718	1307218	1327778	1297778	1290778	1290278	1610
11277797	1314718	1307218	1327778	1297778	1290778	1290278	16101 & 16102
10070201	1865052	1613342	1827140	1707733	1461515	1456023	162
9959155	1835738	1584476	1801586	1682608	1436389	1431346	1621
3607500	633885	632768	535131	535131	535131	534014	16212
6351655	1201853	951709	1266455	1147477	901259	897332	16213
40997	9369	9000	9797	9369	9369	9000	1622
40997	9369	9000	9797	9369	9369	9000	16221
70049	19946	19866	15757	15757	15757	15677	1623 & 1629
70049	19946	19866	15757	15757	15757	15677	16231 & 16291
109083124	36766110	36571302	34732893	33342147	33150341	33147339	17
109083124	36766110	36571302	34732893	33342147	33150341	33147339	170
32177506	11067764	11066968	11499372	10657756	10657435	10656959	1701
31847531	10990082	10989521	11441753	10600137	10599816	10599575	17013
329975	77682	77447	57619	57619	57619	57384	17019
66341915	20824276	20820296	18930282	18619577	18617962	18615597	1702
64638949	20252747	20248767	18371694	18060989	18059374	18057009	17021
1702966	571529	571529	558588	558588	558588	558588	17022
10563704	4874069	4684038	4303239	4064813	3874945	3874782	1709
6472725	3208714	3075797	2999684	2772851	2640062	2639934	17091
4090979	1665355	1608241	1303555	1291962	1234883	1234848	17099
43416912	16085525	15865846	16376532	13616723	13420174	13397044	18
43416912	16085525	15865846	16376532	13616723	13420174	13397044	181
43416912	16085525	15865846	16376532	13616723	13420174	13397044	1811 & 1812
17220067	7987871	7987871	6207287	6207287	6207287	6207287	18111
3217768	810741	809155	769855	689057	689057	687472	18112
10711686	4326419	4323550	5807125	4200445	4200445	4197576	18113
793618	220954	218443	198237	198237	198237	195726	18114
11473772	2739541	2526826	3394028	2321697	2125148	2108983	18115 & 18123
560685493	152491869	81427350	336316961	157836806	155317906	86772288	19
560685493	152491869	81427350	336316961	157836806	155317906	86772288	192
560685493	152491869	81427350	336316961	157836806	155317906	86772288	1920

TABLE-2.0 **SUMMARY STATISTICS** **SINDH**

2015-16

Value in '000' Rs

Industry Code	Industry Major Groups & Industries	No. of establishments	Value of fixed assets at the end of the year	Additions / altrations made during the year (GFCF)	Changes in stocks	Average daily persons engaged (No.)	Employment cost	Industrial cost
1	2	3	4	5	6	7	8	9
19201	Production of motor fuel/ kerosene etc.	4	27655748	1360807	-6539614	3361	10645414	379835721
19203	Oil-based lubricating oils or greases	26	6265585	622254	1051594	1414	719132	28357903
20	CHEMICALS AND CHEMICAL PRODUCTS	265	210385272	18057712	11534841	25887	28097720	291752286
201	Basic chemicals, fertilizers etc.	110	185133920	7870477	-1123280	13393	16894627	203368868
2011	Basic chemicals	93	94831606	3956600	-116205	5921	7756215	97278280
20111	Inorganic industrial/ medical gases	62	27856963	2703425	-32534	2097	4044789	21466551
20112	Dyes & pigments in basic form	10	4314740	940724	-65680	992	1731108	9447329
20113	Manufacture of inorganic acids & bases	3	1351409	74957	176780	190	187489	2922235
20115	Basic organic chemicals	9	11476027	149866	-45896	2213	724419	10966119
20119	Others n.e.c.	9	49832467	87628	-148875	429	1068411	52476045
2012	Fertilizers & nitrogen compounds	7	80346663	3457563	-6380	4835	8104895	67097728
20121	Fertilizers	7	80346663	3457563	-6380	4835	8104895	67097728
2013	Plastics & synthetic rubber	10	9955650	456313	-1000694	2637	1033517	38992860
20131	Plastics in primary forms	10	9955650	456313	-1000694	2637	1033517	38992860
202 &	Other chemical products							
203	Man-made fibres	155	25251352	10187236	12658120	12494	11203093	88383418
2021	Pesticides/ agrochemical products etc	13	1414362	145231	-239068	851	423807	11503118
20211	Insecticides/ fungicides/ herbicides	11	1378649	145231	-239828	770	408871	11181749
20219	Other agrochemical products n.e.c.	2	35713		760	81	14935	321369
2022	Paints, varnishes & printing ink etc.	32	3472561	1300809	10679331	1406	394618	20388374
20221 &	Paints & varnishes etc							
20227	Printing ink	32	3472561	1300809	10679331	1406	394618	20388374
2023	Soap, perfumes & toilet preparations	70	14760675	8506380	2436624	6873	9107965	48201601
20232	Soap	38	8455591	7802180	1215944	2584	5662394	28843010
20234	Detergent, dish-washing preparation etc	2	2485306	178753	226058	704	1762688	12277281
20236	Perfumes & toilet preparations	30	3819778	525447	994623	3585	1682883	7081310
2029 &	Other chemical products n.e.c.							
2030	Man-made fibres	40	5603754	234815	-218768	3364	1276704	8290326
20292	Gelatine/ glues & prepared adhesives	21	1385667	-14028	-15382	618	355421	1874719
20294	Photographic plates, films etc	3	607521	139906	2677	478	201629	189305
20299 &	Others n.e.c.							
20303	Synthetic or artificial filament yarn	16	3610567	108937	-206062	2268	719653	6226301
21	BASIC PHARMACEUTICAL PRODUCTS	211	63610342	11178767	3582494	48785	44402634	201061726
210	Pharmaceuticals	211	63610342	11178767	3582494	48785	44402634	201061726
2100	Pharmaceuticals	211	63610342	11178767	3582494	48785	44402634	201061726
21001	Medicinal active substances	195	59463644	10849964	3416705	47404	43740201	196916353
21003	Medicaments/ homeopathic preparations	12	1814572	248432	46639	931	263806	1990089
21009	Other such activities n.e.c.	4	2332125	80370	119150	450	398627	2155284
22	RUBBER AND PLASTICS PRODUCTS	215	52614498	3497222	-221943	13482	6177502	76647582
221	Rubber products	22	4927117	876772	-282610	4122	2443791	8968615
2211	Rubber tyres & tubes	5	2761438	634337	117180	2654	1863362	5535216
22111	Rubber tyres	5	2761438	634337	117180	2654	1863362	5535216
2219	Other rubber products	17	2165680	242435	-399790	1468	580429	3433399
22191	Other products of rubber	17	2165680	242435	-399790	1468	580429	3433399
222	Plastics products	193	47687381	2620450	60667	9360	3733711	67678967
2220	Plastics products	193	47687381	2620450	60667	9360	3733711	67678967
22201	Plastic products for packing of goods	172	47061047	2596420	21270	8287	3459775	65944490
22203	Plastic tableware, kitchenware etc	12	370989	2376	1518	723	202750	888956
22209	Other diverse plastic products	9	255345	21655	37878	350	71186	845521
23	OTHER NON-METALLIC MINERAL PRODUCTS	548	66031217	7130621	-512810	27722	9052761	46492293
231	Glass & glass products	33	7339279	704530	61596	1727	1719765	6499000
2310	Glass & glass products	33	7339279	704530	61596	1727	1719765	6499000
23101	Flat glass/ glass paving blocks	24	7070520	697746	72529	1427	1509905	5897180
23102	Glass mirror/ bottle/ drinking glass	4	12567	2952	6600	67	10352	19702
23103	Pharmaceutical glassware etc.	5	256192	3831	-17533	233	199508	582118
239	Non-metallic mineral products n.e.c.	515	58691938	6426091	-574406	25995	7332997	39993293
2392	Clay building materials	353	5465048	164526	-92506	18247	2371472	8949050
23921	Ceramic tiles, mosaic cubes etc.	2	3230147	140888	7508	1983	1020142	3811529
23922 &	Non-refractory clay building materials							
23923	Ceramic sanitary fixtures	351	2234901	23638	-100014	16264	1351330	5137521
2393	Other porcelain & ceramic products	9	222000		-19425	333	59341	866355
23931	Ceramic tableware & domestic articles	9	222000		-19425	333	59341	866355
2394	Cement, lime & plaster	5	48591796	6119479	-317375	3885	3954269	24444576
23941	Clinkers & hydraulic cement	5	48591796	6119479	-317375	3885	3954269	24444576
2395	Articles of concrete, cement & plaster	48	3474348	138605	-121502	2072	689302	4010602
23951	Precast concrete, cement or stone	48	3474348	138605	-121502	2072	689302	4010602
2396	Cutting, shaping & finishing of stone	100	938746	3480	-23598	1458	258613	1722709
23961	Cutting, shaping & finishing of stone	100	938746	3480	-23598	1458	258613	1722709
24	BASIC METALS	126	132800265	19491820	4359669	12884	7770093	168411038
241	Basic iron & steel	109	131069192	19346778	4169709	11905	7376420	165346920

TABLE-2.0 **SUMMARY STATISTICS** **SINDH**

2015-16

Value in '000' Rs

Value of production at Producer Price	Census value added at producer prices	Census value added at factor cost	Contribution to GDP at market prices	Contribution to GDP at producer prices	Contribution to GDP at basic prices	Contribution to GDP at factor cost	Industry Code
10	11	12	13	14	15	16	1
514511924	134676203	63695632	318793368	141319068	138803695	70338496	19201
46173568	17815666	17731719	17523593	16517739	16514210	16433792	19203
446500746	154748459	168826813	133587473	108318466	122495044	122396819	20
284531846	81162978	95400551	77545756	59338117	73591034	73575690	201
131078709	33800429	33755360	29270688	25755750	25718942	25710681	2011
36271937	14805386	14798710	11164345	11103419	11103419	11096743	20111
15915819	6468490	6454399	5530983	5034056	5021496	5019965	20112
3690162	767927	767927	884711	563548	563548	563548	20113
16122073	5155954	5155954	4829843	4829843	4829843	4829843	20115
59078717	6602672	6578370	6860806	4224884	4200636	4200581	20119
106020196	38922469	53391615	37318056	27473486	41942632	41942632	2012
106020196	38922469	53391615	37318056	27473486	41942632	41942632	20121
47432940	8440080	8253577	10957012	6108881	5929461	5922377	2013
47432940	8440080	8253577	10957012	6108881	5929461	5922377	20131
							202 &
161968900	73585482	73426262	56041717	48980349	48904009	48821129	203
17084106	5580988	5565525	4866160	4755194	4755194	4739731	2021
16718386	5536637	5521344	4828955	4717989	4717989	4702696	20211
365720	44351	44182	37205	37205	37205	37035	20219
33774969	13386595	13323668	13034327	12924357	12876110	12861429	2022
							20221 &
33774969	13386595	13323668	13034327	12924357	12876110	12861429	20227
100638710	52437109	52381154	36375860	29804684	29796026	29748729	2023
61210522	32367511	32363627	21052698	19866228	19864240	19862344	20232
26282094	14004813	14004783	11770543	6491360	6491360	6491330	20234
13146094	6064784	6012744	3552619	3447095	3440426	3395055	20236
							2029 &
10471115	2180789	2155914	1765369	1496115	1476680	1471240	2030
2279977	405258	402579	306592	241270	238852	238591	20292
597630	408325	387841	394185	297507	280490	277023	20294
							20299 &
7593508	1367206	1365495	1064592	957337	957337	955626	20303
356248029	155186304	154586928	110258572	108968543	108983038	108369168	21
356248029	155186304	154586928	110258572	108968543	108983038	108369168	210
356248029	155186304	154586928	110258572	108968543	108983038	108369168	2100
349554012	152637659	152050053	108001189	107026665	107049946	106439059	21001
3103109	1113021	1112408	1024144	1013895	1013895	1013283	21003
3590908	1435624	1424467	1233238	927983	919196	916826	21009
105606669	28959087	28831863	29606359	26288588	26172973	26161364	22
16291004	7322389	7320389	6774624	6496590	6496590	6494591	221
10048789	4513573	4513573	3911265	3911265	3911265	3911265	2211
10048789	4513573	4513573	3911265	3911265	3911265	3911265	22111
6242214	2808816	2806816	2863359	2585325	2585325	2583326	2219
6242214	2808816	2806816	2863359	2585325	2585325	2583326	22191
89315665	21636698	21511474	22831735	19791997	19676382	19666773	222
89315665	21636698	21511474	22831735	19791997	19676382	19666773	2220
86631100	20686610	20562139	21982104	18950371	18834755	18825900	22201
1579889	690933	690520	642874	638206	638206	637793	22203
1104676	259155	258814	206757	203421	203421	203080	22209
88763351	42271058	40977824	49618700	37396922	36149990	36103688	23
11703300	5204300	5175544	4368357	4291975	4268949	4263219	231
11703300	5204300	5175544	4368357	4291975	4268949	4263219	2310
10719830	4822650	4817870	3983568	3983568	3983568	3978788	23101
38835	19133	19133	18928	18928	18928	18928	23102
944635	362517	338542	365862	289479	266453	265504	23103
77060051	37066758	35802280	45250343	33104947	31881041	31840469	239
16290594	7341544	7363969	8703141	6648350	6697746	6670776	2392
5741356	1929827	1929827	2346650	1408157	1408157	1408157	23921
							23922 &
10549238	5411717	5434142	6356491	5240193	5289589	5262619	23923
1087894	221539	221539	192541	190598	190598	190598	2393
1087894	221539	221539	192541	190598	190598	190598	23931
48485340	24040764	22709783	31215404	21206054	19875074	19875074	2394
48485340	24040764	22709783	31215404	21206054	19875074	19875074	23941
7737847	3727245	3770815	3512195	3447479	3503864	3491049	2395
7737847	3727245	3770815	3512195	3447479	3503864	3491049	23951
3458376	1735667	1736172	1627063	1612466	1613759	1612971	2396
3458376	1735667	1736172	1627063	1612466	1613759	1612971	23961
227746292	59335253	57669378	69810955	53381662	51791999	51715787	24
223202091	57855172	56194623	67958881	52189397	50601093	50528849	241

TABLE-2.0 **SUMMARY STATISTICS** **SINDH**

2015-16

Value in '000' Rs

Industry Code	Industry Major Groups & Industries	No. of establishments	Value of fixed assets at the end of the year	Additions / altrations made during the year (GFCF)	Changes in stocks	Average daily persons engaged (No.)	Employment cost	Industrial cost
1	2	3	4	5	6	7	8	9
2410	Basic iron & steel	109	131069192	19346778	4169709	11905	7376420	165346920
24103 &	Pure iron, granular iron & iron powder							
24104	Remelting of scrap ingot of iron/ steel	2	7493997	223363	1865289	550	742115	9567819
24106	Hot/cold-rolled products of steel	81	75574566	10929569	128912	6498	2961574	120548886
24108	Welded tubes & pipes of steel	22	47878561	8193846	2175508	4757	3658331	35016095
24109	Others n.e.c.	4	122068			100	14400	214120
242	Basic precious & non-ferrous metals	13	181094	16492	122920	490	185272	1939329
2420	Basic precious & non-ferrous metals	13	181094	16492	122920	490	185272	1939329
24202 &	Aluminium & alloys							
24206	Chrome, manganese, nickel & alloys etc	13	181094	16492	122920	490	185272	1939329
243	Casting of metals	4	1549979	128550	67041	489	208401	1124790
2431	Casting of iron & steel	4	1549979	128550	67041	489	208401	1124790
24311 &	Casting of iron							
24312	Casting of steel	4	1549979	128550	67041	489	208401	1124790
25	FABRICATED METAL PRODUCTS	53	8246117	376597	-357161	3826	2492076	9537668
251	Structural metal products etc	15	2522947	51163	-63455	389	97456	1027589
2511	Structural metal products	11	2435046	48003	-85284	232	48374	706441
25111 &	Metal framework/ skeleton etc							
25112	Metal door, window, shutter, gates etc	8	741523	47580	23081	160	37469	557490
25119	Others n.e.c.	3	1693523	423	-108365	72	10905	148951
2512	Tanks, reservoirs & containers of metal	2	56080		-127	90	16748	70286
25122	Metal containers for gas	2	56080		-127	90	16748	70286
2513	Steam generators	2	31821	3160	21956	67	32334	250862
25132	Parts for marine or power boilers/ nuclear reactors e	2	31821	3160	21956	67	32334	250862
259	Other fabricated metal products	38	5723170	325434	-293706	3437	2394621	8510079
2593	Cutlery, h& tools & general hardware	7	4211202	167565	34769	2101	1550999	5442981
25932 &	Knives, h& tools, saw blades etc							
25934	Other tools of such nature n.e.c.	7	4211202	167565	34769	2101	1550999	5442981
2599	Other fabricated metal products n.e.c.	31	1511968	157868	-328476	1336	843622	3067098
25991	Cans, drums, buckets, boxes, tins etc	8	749999	71550	-59926	427	143567	548121
25997	Various metal articles	5	486420	69557	-270479	150	466061	993861
25999	Others n.e.c.	18	275549	16761	1929	759	233993	1525116
26	COMPUTER, ELECTRONIC AND OPTICAL PRODUCTS	6	5775681		-96486	1286	497518	615287
264	Consumer electronics	2	10173		1216	20	2586	9445
2640	Consumer electronics	2	10173		1216	20	2586	9445
26409	Others n.e.c.	2	10173		1216	20	2586	9445
265	Measuring equipment; watches/ clocks	2	5734998		-134126	1156	474804	197272
2651	Measuring, navigating/ control equipment	2	5734998		-134126	1156	474804	197272
26516	Scales, balances & laboratory apparatus	2	5734998		-134126	1156	474804	197272
266 &	Electro medical/ electrotherapeutic equipment							
268	Magnetic & optical media	2	30510		36424	110	20128	408570
2660 &	Irradiation, electro medical equipment							
2680	Magnetic & optical media	2	30510		36424	110	20128	408570
26602 &	Electro medical/ electrotherapeutic equipment							
26801	Audio & video tapes/ cassettes	2	30510		36424	110	20128	408570
27	ELECTRICAL EQUIPMENT	87	26422716	6080962	3542014	11143	10577938	111703238
271	Electric motor, generator, transformer	23	1041720	88528	-1323775	2251	1989415	17041298
2710	Electric motors, generators, transformers etc.	23	1041720	88528	-1323775	2251	1989415	17041298
27101	Electric transformers	3				245	61740	
27102	Electric motors/ power generators etc	3	79628	1189		207	64427	6594081
27103 &	Electric power distribution panel etc.							
27104	Switchboard apparatus, fuses, switches	6	705730	84790	-1323938	1509	1805923	9931030
27109	Others n.e.c.	11	256362	2549	164	290	57324	516187
272	Batteries & accumulators	8	9475249	1879383	1979437	2247	4594234	51105978
2720	Batteries & accumulators	8	9475249	1879383	1979437	2247	4594234	51105978
27203	Lead acid/ lithium/ dry/ wet batteries	8	9475249	1879383	1979437	2247	4594234	51105978
273	Wiring & wiring devices	24	5723813	800954	912747	2431	2356813	23568543
2732	Other electric wires & cables	24	5723813	800954	912747	2431	2356813	23568543
27320	Insulated wire & cable	24	5723813	800954	912747	2431	2356813	23568543
274	Electric lighting equipment	3	235866	10159	67670	188	103626	215387
2740	Electric lighting equipment	3	235866	10159	67670	188	103626	215387
27401	Lamps, bulbs, ch&eliers,lanterns etc.	3	235866	10159	67670	188	103626	215387
275	Domestic appliances	23	9682380	3301938	1920305	3811	1476380	19540576
2750	Domestic appliances	23	9682380	3301938	1920305	3811	1476380	19540576
27501 &	Domestic electric appliances							
27503	Domestic non-electric cooking equipment	23	9682380	3301938	1920305	3811	1476380	19540576
279	Other electrical equipment	6	263688		-14372	215	57470	231457
2790	Other electrical equipment	6	263688		-14372	215	57470	231457
27909	Others n.e.c.	6	263688		-14372	215	57470	231457
28	MACHINERY AND EQUIPMENT N.E.C.	97	6799837	605849	165972	4114	1819063	14371634
281	General-purpose machinery	78	5387806	391982	16911	3230	1369368	9760919
2813	Other pumps, compressors, taps & valves	14	4961387	202763	28106	1648	978093	7202832

TABLE-2.0 **SUMMARY STATISTICS** **SINDH**

2015-16

Value in '000' Rs

Value of production at Producer Price	Census value added at producer prices	Census value added at factor cost	Contribution to GDP at market prices	Contribution to GDP at producer prices	Contribution to GDP at basic prices	Contribution to GDP at factor cost	Industry Code
10	11	12	13	14	15	16	1
223202091	57855172	56194623	67958881	52189397	50601093	50528849	2410
13681501	4113682	4112011	3701246	3524460	3524460	3522789	24103 & 24104
159271351	38722465	37835760	45718917	36411991	35529729	35525285	24106
49687550	14671455	13899283	18192668	11908986	11202944	11136814	24108
561690	347570	347570	346050	343960	343960	343960	24109
2725694	786366	781140	1106584	734692	733333	729467	242
2725694	786366	781140	1106584	734692	733333	729467	2420
2725694	786366	781140	1106584	734692	733333	729467	24202 & 24206
1818506	693716	693615	745490	457573	457573	457472	243
1818506	693716	693615	745490	457573	457573	457472	2431
1818506	693716	693615	745490	457573	457573	457472	24311 & 24312
16616924	7079256	7065272	6140873	5520704	5518967	5506720	25
1614387	586798	576326	570453	517815	516078	507343	251
1027599	321158	313839	313017	311347	311347	304028	2511
741919	184429	177174	180117	179292	179292	172037	25111 & 25112
285680	136729	136665	132900	132055	132055	131991	25119
139306	69020	69020	59806	59806	59806	59806	2512
139306	69020	69020	59806	59806	59806	59806	25122
447482	196620	193467	197630	146662	144925	143509	2513
447482	196620	193467	197630	146662	144925	143509	25132
15002537	6492459	6488946	5570420	5002889	5002889	4999376	259
9955937	4512956	4512840	3730467	3205565	3205565	3205449	2593
9955937	4512956	4512840	3730467	3205565	3205565	3205449	25932 & 25934
5046601	1979503	1976106	1839953	1797324	1797324	1793927	2599
982252	434131	432272	432866	406203	406203	404344	25991
2079627	1085766	1085746	1030212	1014246	1014246	1014226	25997
1984722	459606	458088	376875	376875	376875	375357	25999
982026	366738	366738	278620	278544	278544	278544	26
14254	4809	4809	3732	3732	3732	3732	264
14254	4809	4809	3732	3732	3732	3732	2640
14254	4809	4809	3732	3732	3732	3732	26409
423226	225953	225953	168805	168729	168729	168729	265
423226	225953	225953	168805	168729	168729	168729	2651
423226	225953	225953	168805	168729	168729	168729	26516
544546	135976	135976	106083	106083	106083	106083	266 & 268
544546	135976	135976	106083	106083	106083	106083	2660 & 2680
544546	135976	135976	106083	106083	106083	106083	26602 & 26801
152775948	41072710	40744492	49378704	28883717	28604815	28555499	27
22572205	5530907	5538979	4893779	3154902	3163132	3162973	271
22572205	5530907	5538979	4893779	3154902	3163132	3162973	2710
7355483	761401	761401	761335	761335	761335	761335	27101 27102
14468311	4537281	4545377	3906741	2169952	2178182	2178048	27103 & 27104
748412	232225	232201	225703	223614	223614	223590	27109
70335496	19229518	19214304	27370821	13305137	13290217	13289923	272
70335496	19229518	19214304	27370821	13305137	13290217	13289923	2720
70335496	19229518	19214304	27370821	13305137	13290217	13289923	27203
30741999	7173456	7120977	9058281	4722689	4670315	4670211	273
30741999	7173456	7120977	9058281	4722689	4670315	4670211	2732
30741999	7173456	7120977	9058281	4722689	4670315	4670211	27320
509574	294187	211290	439979	218190	135293	135293	274
509574	294187	211290	439979	218190	135293	135293	2740
509574	294187	211290	439979	218190	135293	135293	27401
28248777	8708201	8533367	7514697	7397321	7261919	7222487	275
28248777	8708201	8533367	7514697	7397321	7261919	7222487	2750
28248777	8708201	8533367	7514697	7397321	7261919	7222487	27501 & 27503
367897	136440	125575	101147	85477	83939	74612	279
367897	136440	125575	101147	85477	83939	74612	2790
367897	136440	125575	101147	85477	83939	74612	27909
22808920	8437286	8431622	7953079	7648415	7646414	7642752	28
16001348	6240429	6237551	5825919	5803478	5803478	5800600	281
12304166	5101334	5101334	4943789	4935697	4935697	4935697	2813

TABLE-2.0 **SUMMARY STATISTICS** **SINDH**

2015-16

Value in '000' Rs

Industry Code	Industry Major Groups & Industries	No. of establishments	Value of fixed assets at the end of the year	Additions / altrations made during the year (GFCF)	Changes in stocks	Average daily persons engaged (No.)	Employment cost	Industrial cost
1	2	3	4	5	6	7	8	9
28132	Pumps for liquids	12	2271928	148538	51215	1612	962674	6612477
28133 &	Pumps for engines/ motor vehicle pumps							
28134	Industrial taps/ valves & h& pump etc	2	2689459	54225	-23109	36	15419	590355
2819	Other general-purpose machinery	64	426419	189219	-11196	1582	391275	2558088
28191	Industrial freezing equipment etc.	2	27320		-11804	36	12326	24236
28193 &	Filtering or purifying machinery							
28198	Parts for general-purpose machinery	59	148637	322	398	1403	349005	2386156
28199	Others n.e.c.	3	250462	188897	210	143	29944	147696
282	Special-purpose machinery	19	1412031	213867	149061	884	449695	4610715
2821	Agricultural & forestry machinery	7	321597	24391	206319	337	61671	2953026
28211	Tractors	2	150569	15465	204422	268	53817	2522685
28214	Soil preparation, planting machinery	2	147659	8169		22	3435	370100
28219	Diverse agricultural machinery	3	23369	757	1897	47	4419	60241
2822	Metal-forming machinery & machine tools	3	87980	10	-2639	130	67144	321400
28222	Tools for grinding, drilling, boring	3	87980	10	-2639	130	67144	321400
2825 &	Food, beverage & tobacco machinery							
2826	Textile, apparel & leather machinery	9	1002454	189466	-54619	417	320880	1336289
28259 &	Food processing machinery							
28261	Textile machinery	9	1002454	189466	-54619	417	320880	1336289
29	MOTOR VEHICLES, TRAILERS AND SEMI	227	53421920	6530393	8326893	24676	13871305	250314715
291	Motor vehicles	12	26645819	2123577	5794635	6899	6550399	175743120
2910	Motor vehicles	12	26645819	2123577	5794635	6899	6550399	175743120
29101	Passenger cars, commercial busses etc.	12	26645819	2123577	5794635	6899	6550399	175743120
292	Motor vehicle bodies, trailers etc	7	186012	800	19800	151	31270	510283
2920	Motor bodies, trailers & semi-trailers	7	186012	800	19800	151	31270	510283
29202	Trailers & semi-trailers	7	186012	800	19800	151	31270	510283
293	Parts & accessories for motor vehicles	208	26590089	4406016	2512458	17626	7289637	74061312
2930	Parts & accessories for motor vehicles	208	26590089	4406016	2512458	17626	7289637	74061312
29301	Parts & accessories for motor vehicles	208	26590089	4406016	2512458	17626	7289637	74061312
30	OTHER TRANSPORT EQUIPMENT	21	11053438	4484605	883907	2071	1971074	36626022
309	Transport equipment n.e.c.	21	11053438	4484605	883907	2071	1971074	36626022
3091	Motorcycles	21	11053438	4484605	883907	2071	1971074	36626022
30911	Motorcycles, engines for motorcycles	13	10807307	4423120	877631	1632	1896382	36114831
30912	Parts & accessories for motorcycles.	8	246132	61485	6277	439	74692	511191
31	FURNITURE	31	769062	36187	78489	1134	285689	1954410
310	Furniture	31	769062	36187	78489	1134	285689	1954410
3100	Furniture	31	769062	36187	78489	1134	285689	1954410
31001	Furniture & fixtures.	27	750437	35918	78607	1070	270810	1875986
31004	Furniture for kitchen bedrooms etc.	4	18625	269	-118	64	14879	78424
32	OTHER MANUFACTURING	58	266541	18731	72618	1932	444707	4196596
321	Jewellery, bijouterie etc	35	48045		-12613	725	108517	627686
3211 &	Jewellery & related articles							
3212	Imitation jewellery & related articles	35	48045		-12613	725	108517	627686
32113 &	Jewellery, goldsmiths' articles.							
32121	Costume or imitation jewellery.	35	48045		-12613	725	108517	627686
325	Medical & dental instruments & supplies	9	18998	2402	-17508	325	116350	302561
3250	Medical & dental instruments & supplies	9	18998	2402	-17508	325	116350	302561
32509	Others n.e.c.	9	18998	2402	-17508	325	116350	302561
329	Other manufacturing n.e.c.	14	199498	16328	102739	882	219840	3266349
3290	Other manufacturing n.e.c.	14	199498	16328	102739	882	219840	3266349
32902	Brooms & brushes.	2	112605	16328	96055	129	63348	161053
32903	Pens, pencils & stamps etc.	5				410	97247	2428849
32909	Others n.e.c.	7	86893		6683	343	59245	676448

TABLE-2.0 **SUMMARY STATISTICS** **SINDH**

2015-16

Value in '000' Rs

Value of production at Producer Price	Census value added at producer prices	Census value added at factor cost	Contribution to GDP at market prices	Contribution to GDP at producer prices	Contribution to GDP at basic prices	Contribution to GDP at factor cost	Industry Code
10	11	12	13	14	15	16	1
11423077	4810600	4810600	4702476	4694384	4694384	4694384	28132
881089	290734	290734	241313	241313	241313	241313	28133 & 28134
3697183	1139095	1136217	882130	867781	867781	864903	2819
52226	27990	27698	33131	25827	25827	25535	28191
3439573	1053417	1051014	797959	791134	791134	788731	28193 & 28198
205384	57688	57505	51040	50820	50820	50637	28199
6807572	2196857	2194071	2127159	1844938	1842937	1842152	282
3771005	817979	817979	662568	662568	662568	662568	2821
3041392	518707	518707	363929	363929	363929	363929	28211
610000	239900	239900	239842	239842	239842	239842	28214
119613	59372	59372	58797	58797	58797	58797	28219
501201	179801	179701	168251	167451	167451	167351	2822
501201	179801	179701	168251	167451	167451	167351	28222
2535366	1199077	1196391	1296340	1014919	1012918	1012233	2825 & 2826
2535366	1199077	1196391	1296340	1014919	1012918	1012233	28259 & 28261
338529913	88215197	76574807	121484559	77294612	65727682	65654221	29
232684127	56941007	46159262	88108702	49222447	38468944	38440702	291
232684127	56941007	46159262	88108702	49222447	38468944	38440702	2910
232684127	56941007	46159262	88108702	49222447	38468944	38440702	29101
592070	81787	80377	78976	77656	77656	76246	292
592070	81787	80377	78976	77656	77656	76246	2920
592070	81787	80377	78976	77656	77656	76246	29202
105253716	31192404	30335168	33296881	27994509	27181083	27137273	293
105253716	31192404	30335168	33296881	27994509	27181083	27137273	2930
105253716	31192404	30335168	33296881	27994509	27181083	27137273	29301
47142628	10516606	10146189	12169351	7124438	6754555	6754021	30
47142628	10516606	10146189	12169351	7124438	6754555	6754021	309
47142628	10516606	10146189	12169351	7124438	6754555	6754021	3091
46497417	10382586	10016671	12044182	7003491	6637913	6637577	30911
645212	134020	129517	125169	120947	116642	116444	30912
3277728	1323317	1268146	1335715	1264409	1217831	1209238	31
3277728	1323317	1268146	1335715	1264409	1217831	1209238	310
3277728	1323317	1268146	1335715	1264409	1217831	1209238	3100
3166266	1290279	1235488	1303777	1232771	1186193	1177980	31001
111462	33038	32658	31938	31638	31638	31258	31004
7554424	3357828	3354184	3325248	3308771	3308771	3305127	32
1073049	445362	444909	457879	441402	441402	440949	321
1073049	445362	444909	457879	441402	441402	440949	3211 & 3212
1073049	445362	444909	457879	441402	441402	440949	32113 & 32121
771585	469024	466333	448161	448161	448161	445469	325
771585	469024	466333	448161	448161	448161	445469	3250
771585	469024	466333	448161	448161	448161	445469	32509
5709790	2443441	2442942	2419209	2419209	2419209	2418710	329
5709790	2443441	2442942	2419209	2419209	2419209	2418710	3290
285675	124623	124623	119889	119889	119889	119889	32902
4559329	2130480	2130480	2130480	2130480	2130480	2130480	32903
864786	188338	187839	168839	168839	168839	168340	32909

TABLE - 3.0 A **EMPLOYMENT AND EMPLOYMENT COST (ALL EMPLOYEES)** **SINDH**

2015-16

Value in '000' Rs

Industry Code	Major Groups & Industries	No. of establishments	Average daily employment			Employment cost during the year			
			Total	Male	Female	Total	Wages and salaries	Other cash payment	Payments in kind
1	2	3	4	5	6	7	8	9	10
C	**ALL INDUSTIRES**	**6299**	**633954**	**597814**	**36141**	**335380576**	**315601393**	**18248572**	**1530611**
10	FOOD PRODUCTS	1682	87905	86678	1226	43528768	41922626	1500274	105868
101	Processing & preserving of meat	5	1405	1400	5	610358	567399	42959	
1010	Processing & preserving of meat	5	1405	1400	5	610358	567399	42959	
10102	Fresh, chilled or frozen meat	5	1405	1400	5	610358	567399	42959	
102	Processing & preserving of fish	14	393	235	158	76979	73279	2328	1373
1020	Processing/ preserving of fish, molluscs	14	393	235	158	76979	73279	2328	1373
10202	Fish, crustacean & mollusc products	14	393	235	158	76979	73279	2328	1373
103	Processing of fruit/ vegetables	26	1427	1328	99	1452665	1436086	12418	4161
1030	Processing/ preserving of fruit/ vegetables	26	1427	1328	99	1452665	1436086	12418	4161
10302	Preserving of fruit, nuts or vegetables	24	839	749	90	674997	673569	1428	
10305	Jams, jellies & marmalades	2	588	579	9	777668	762517	10990	4161
104	Vegetable & animal oils/ fats	313	14334	14320	14	6409910	6172516	226553	10841
1040	Vegetable & animal oils & fats	313	14334	14320	14	6409910	6172516	226553	10841
10401	Crude / refined vegetable oils	164	8926	8924	2	5896268	5685071	202790	8407
10405	Cotton linters.	131	5160	5148	12	480812	454935	23443	2434
10406	Oilcakes & others	18	248	248		32830	32510	320	
105	Dairy products	18	2509	2458	51	3640508	3268903	370962	642
1050	Dairy products	18	2509	2458	51	3640508	3268903	370962	642
10501	fresh liquid milk & milk-based drinks	8	2245	2239	6	3593033	3223216	369817	
10506 &	Ice cream & other edible ice.								
10509	Others n.e.c.	10	264	219	45	47475	45688	1145	642
106	Grain mill products, starches etc	926	26803	26766	37	5282430	4971005	305565	5860
1061 &	Grain mill products								
1062	Starches & starch products	926	26803	26766	37	5282430	4971005	305565	5860
10611	Grain milling.	221	5804	5794	11	1038175	1018256	15481	4438
10612	Rice milling.	603	17430	17419	11	2125989	2121266	3300	1422
10613 &	Vegetable milling								
10621	Starches from rice, potatoes, maize etc.	102	3568	3553	15	2118267	1831482	286785	
107	Other food products	333	39277	38415	861	25644996	25026421	538602	79973
1071	Bakery products	112	10371	9901	471	5400302	5171984	180742	47577
10711	Bread & rolls	36	2640	2447	193	896837	853143	29916	13778
10712	Pastry, cakes, pies etc.	5	152	152		50043	43033	4182	2828
10713	Rusks, biscuits & bakery products	47	6158	5925	233	4133266	3959714	145353	28199
10719	Others n.e.c.	24	1422	1376	45	320156	316093	1290	2773
1072	Sugar	36	16800	16800		6868622	6578860	263770	25992
10721	Sugar & sugar substitutes	36	16800	16800		6868622	6578860	263770	25992
1073	Chocolate & sugar confectionery	32	2667	2575	92	2828049	2817643	9826	580
10732	Chocolate & sugar confectionery	32	2667	2575	92	2828049	2817643	9826	580
1079	Other food products n.e.c.	153	9439	9140	299	10548023	10457934	84264	5824
10792	Blending of tea & mate	7	1275	1266	9	4646094	4646094		
10794 &	Infant formula or baby foods etc								
10795	Prepared foods/sandwiches, fresh pizza etc.	3	1735	1735		380371	380371		
10796	Spices, sauces & condiments	34	2430	2430		4451311	4410057	40723	531
10798	Processing of salt	15	271	271		52125	51085	1040	
10799	Others n.e.c.	94	3727	3438	289	1018122	970327	42501	5293
108	Prepared animal feeds	47	1758	1756	2	410922	407017	887	3018
1080	Prepared animal feeds	47	1758	1756	2	410922	407017	887	3018
10802	Prepared feeds for farm animals	47	1758	1756	2	410922	407017	887	3018
11	BEVERAGES	38	5771	5726	45	3607261	3451299	146576	9386
110	Beverages	38	5771	5726	45	3607261	3451299	146576	9386
1104	Soft drinks, mineral waters etc	38	5771	5726	45	3607261	3451299	146576	9386
11041	Non-alcoholic beverages	9	917	910	7	589971	588893		1078
11042	Natural mineral waters/ bottled waters	17	749	716	33	193186	193186		
11043	Soft drinks like lemonade, cola etc.	12	4105	4099	6	2824104	2669221	146576	8307
12	TOBACCO PRODUCTS	10	265	265		66454	66454		
120	Tobacco products	10	265	265		66454	66454		
1200	Tobacco products	10	265	265		66454	66454		
12001	Tobacco products & substitutes etc.	10	265	265		66454	66454		
13	TEXTILES	1479	215787	205807	9980	89685890	86944086	2301600	440204
131	Spinning, weaving, finishing of textile	1259	200797	191351	9445	84010731	81631693	1973776	405262
1311	Spinning of textile fibres	219	83195	79135	4059	39090172	38129811	789661	170701
13112	Spinning of yarn or thread	219	83195	79135	4059	39090172	38129811	789661	170701
1312	Weaving of textiles	817	96553	92083	4470	40131669	39019200	966999	145470
13121	Broad woven fabrics	590	84219	80363	3856	36437027	35379025	918955	139047
13129	Others n.e.c.	227	12335	11721	614	3694642	3640175	48044	6423
1313	Finishing of textiles	223	21048	20133	916	4788890	4482681	217117	89091
13131	Bleaching & dyeing of fabrics	223	21048	20133	916	4788890	4482681	217117	89091
139	Other textiles	220	14991	14456	535	5675160	5312393	327824	34942
1392	Made-up textile articles	75	10244	10029	216	4131151	3825879	292533	12740

TABLE - 3.0 A **EMPLOYMENT AND EMPLOYMENT COST (ALL EMPLOYEES)** **SINDH**

2015-16

Value in '000' Rs

Industry Code	Major Groups & Industries	No. of establishments	Average daily employment			Employment cost during the year			
			Total	Male	Female	Total	Wages and salaries	Other cash payment	Payments in kind
1	2	3	4	5	6	7	8	9	10
13921	Madeup articles of any textile material	66	8850	8652	198	3390179	3096807	283912	9459
13922	Made-up furnishing articles	9	1394	1377	17	740973	729072	8621	3280
1393 &	Carpets & rugs								
1394	Cordage, rope, twine & netting	6	454	454		209945	208273	1673	
13930 &	Floor coverings like carpets, rugs etc.								
13941	Twine, cordage, rope etc.	6	454	454		209945	208273	1673	
1399	Other textiles n.e.c.	139	4293	3973	319	1334063	1278242	33618	22203
13991	Labels/ badges etc.	12	898	765	133	421308	409612	11696	
13992	Tulles/ laces & other net fabrics	125	3364	3177	187	907933	863807	21922	22203
13999	Others n.e.c.	2	31	31		4822	4822		
14	WEARING APPAREL	652	109382	94509	14874	44440770	42715019	1582255	143496
141	Wearing apparel	560	103975	89728	14247	42819767	41118810	1572883	128074
1410	Wearing apparel	560	103975	89728	14247	42819767	41118810	1572883	128074
14101	Wearing apparel of leather	27	2296	1794	502	981928	958908	9837	13183
14102	Outerwear/ work wear	524	97337	84300	13037	40212139	38687250	1410292	114598
14103	Underwear/ nightwear	4	1298	1083	215	492293	339929	152364	
14105	Other clothing accessories	5	3044	2551	493	1133407	1132723	390	293
143	Knitted & crocheted apparel	92	5407	4780	627	1621003	1596209	9372	15422
1430	Knitted & crocheted apparel	92	5407	4780	627	1621003	1596209	9372	15422
14302	Hosiery, socks, tights & pantyhose etc	92	5407	4780	627	1621003	1596209	9372	15422
15	LEATHER PRODUCTS	111	6403	6358	44	2057852	1797741	238633	21477
151	Tanning of leather & leather products	103	6232	6187	44	2030355	1770245	238633	21477
1511	Tanning & dressing of leather	87	5409	5364	44	1776502	1516391	238633	21477
15111	Tanning/ dressing of hides & skins	87	5409	5364	44	1776502	1516391	238633	21477
1512	Luggage, h&bags, saddlery etc.	16	823	823		253853	253853		
15121 &	Luggage, h&bags etc.								
15122	Articles of leather etc.	16	823	823		253853	253853		
152	Footwear	8	171	171		27497	27497		
1520	Footwear	8	171	171		27497	27497		
15201	Footwear	8	171	171		27497	27497		
16	WOOD AND WOOD PRODUCTS	29	1932	1852	80	435453	423233	6529	5691
161	Sawmilling & planning of wood	5	331	281	50	77784	77784		
1610	Sawmilling & planning of wood	5	331	281	50	77784	77784		
16101 &	Sawing & planning of wood								
16102	Wooden railway sleepers	5	331	281	50	77784	77784		
162	Products of wood, cork, straw etc.	24	1601	1571	30	357669	345449	6529	5691
1621	Veneer sheets & wood-based panels	19	1542	1512	30	343518	331874	6047	5597
16212	Plywood/ veneer panel/ laminated sheets	5	339	339		80659	70764	4299	5597
16213	Particle board/ densified wood etc.	14	1203	1173	30	262859	261110	1748	
1622	Builders' carpentry & joinery	2	24	24		6336	6336		
16221	Wooden goods of construction industry	2	24	24		6336	6336		
1623 &	Wooden containers								
1629	Other wood products	3	35	35		7815	7239	482	94
16231 &	Packing boxes, crates, drums of wood								
16291	Wood products	3	35	35		7815	7239	482	94
17	PAPER AND PAPER PRODUCTS	202	15587	15483	104	7057057	6859730	187145	10182
170	Paper & paper products	202	15587	15483	104	7057057	6859730	187145	10182
1701	Pulp, paper & paperboard	52	3767	3763	4	2094048	2048769	40054	5225
17013	Paper & paperboard	50	3679	3679		2071451	2027726	38829	4896
17019	Others n.e.c.	2	88	84	4	22597	21043	1225	329
1702	Corrugated paper/ paperboard & containers	133	10451	10353	98	4032629	3936953	91123	4553
17021	Corrugated paper/ paperboard containers	131	9888	9840	48	3925252	3829663	91037	4552
17022	Sacks, bags & similar articles of paper	2	563	513	50	107377	107290	86	1
1709	Other articles of paper & paperboard	17	1369	1367	2	930380	874007	55968	405
17091	Personal hygiene paper product	14	581	579	2	222940	166766	55848	326
17099	Others n.e.c.	3	788	788		707440	707241	120	79
18	PRINTING/REPRODUCTION OF RECORDED MEDIA	121	7643	7619	24	5676442	5503312	163343	9787
181	Printing	121	7643	7619	24	5676442	5503312	163343	9787
1811 &	Printing								
1812	Service related to printing	121	7643	7619	24	5676442	5503312	163343	9787
18111	Printing of newspapers/ magazines	76	4015	4015		3052638	3037329	15310	
18112	Printing of books, brochures, maps etc	19	767	767		239615	225745	10494	3375
18113	Printing of postage stamps, cheques etc	2	1126	1126		1647090	1535155	111935	
18114	Printing of diaries & calendars etc	4	220	220		75497	74978	272	247
18115 &	Printing on textile, glass, metal, wood								
18123	Plate/image-making setting services	20	1515	1491	24	661602	630105	25332	6164
19	COKE AND REFINED PETROLEUM PRODUCTS	30	4772	4728	44	11364547	8472641	2575439	316466
192	Refined petroleum products	30	4772	4728	44	11364547	8472641	2575439	316466
1920	Refined petroleum products	30	4772	4728	44	11364547	8472641	2575439	316466

TABLE - 3.0 A **EMPLOYMENT AND EMPLOYMENT COST (ALL EMPLOYEES)** **SINDH**

2015-16

Value in '000' Rs

Industry Code	Major Groups & Industries	No. of establishments	Average daily employment			Employment cost during the year			
			Total	Male	Female	Total	Wages and salaries	Other cash payment	Payments in kind
1	2	3	4	5	6	7	8	9	10
19201	Production of motor fuel/ kerosene etc.	4	3361	3361		10645414	7948873	2562927	133615
19203	Oil-based lubricating oils or greases	26	1411	1367	44	719132	523769	12512	182851
20	CHEMICALS AND CHEMICAL PRODUCTS	265	25844	24729	1116	28097720	24638996	3413042	45682
201	Basic chemicals, fertilizers etc.	110	13393	13135	258	16894627	15298570	1584884	11173
2011	Basic chemicals	93	5921	5851	70	7756215	7422843	322199	11173
20111	Inorganic industrial/ medical gases	62	2097	2089	8	4044789	3992582	52206	
20112	Dyes & pigments in basic form	10	992	939	53	1731108	1503168	217192	10749
20113	Manufacture of inorganic acids & bases	3	190	190		187489	177232	10257	
20115	Basic organic chemicals	9	2213	2213		724419	724419		
20119	Others n.e.c.	9	429	420	9	1068411	1025442	42544	424
2012	Fertilizers & nitrogen compounds	7	4835	4835		8104895	6917131	1187764	
20121	Fertilizers	7	4835	4835		8104895	6917131	1187764	
2013	Plastics & synthetic rubber	10	2637	2449	188	1033517	958596	74921	
20131	Plastics in primary forms	10	2637	2449	188	1033517	958596	74921	
202 &	Other chemical products								
203	Man-made fibres	155	12451	11594	857	11203093	9340426	1828158	34509
2021	Pesticides/ agrochemical products etc	13	843	837	6	423807	410699	1414	11693
20211	Insecticides/ fungicides/ herbicides	11	770	764	6	408871	396809	850	11212
20219	Other agrochemical products n.e.c.	2	73	73		14935	13890	564	481
2022	Paints, varnishes & printing ink etc.	32	1400	1231	170	394618	390730	3078	810
20221 &	Paints & varnishes etc								
20227	Printing ink	32	1400	1231	170	394618	390730	3078	810
2023	Soap, perfumes & toilet preparations	70	6862	6222	640	9107965	7277155	1808803	22007
20232	Soap	38	2577	2550	27	5662394	3973653	1688138	602
20234	Detergent, dish-washing preparation etc	2	704	704		1762688	1663172	98758	758
20236	Perfumes & toilet preparations	30	3581	2968	613	1682883	1640330	21906	20646
2029 &	Other chemical products n.e.c.								
2030	Man-made fibres	40	3345	3304	41	1276704	1261841	14863	
20292	Gelatine/ glues & prepared adhesives	21	614	611	4	355421	353278	2143	
20294	Photographic plates, films etc	3	478	478		201629	201629		
20299 &	Others n.e.c.								
20303	Synthetic or artificial filament yarn	16	2253	2215	38	719653	706934	12720	
21	BASIC PHARMACEUTICAL PRODUCTS	211	48781	43208	5573	44402634	41448936	2712401	241297
210	Pharmaceuticals	211	48781	43208	5573	44402634	41448936	2712401	241297
2100	Pharmaceuticals	211	48781	43208	5573	44402634	41448936	2712401	241297
21001	Medicinal active substances	195	47400	42195	5205	43740201	40804355	2698905	236941
21003	Medicaments/ homeopathic preparations	12	931	654	277	263806	251566	10654	1587
21009	Other such activities n.e.c.	4	450	359	91	398627	393016	2842	2769
22	RUBBER AND PLASTICS PRODUCTS	215	13445	13192	253	6177502	6038698	97197	41606
221	Rubber products	22	4122	4110	12	2443791	2437970	4518	1303
2211	Rubber tyres & tubes	5	2654	2642	12	1863362	1863362		
22111	Rubber tyres	5	2654	2642	12	1863362	1863362		
2219	Other rubber products	17	1468	1468		580429	574608	4518	1303
22191	Other products of rubber	17	1468	1468		580429	574608	4518	1303
222	Plastics products	193	9323	9082	241	3733711	3600728	92679	40303
2220	Plastics products	193	9323	9082	241	3733711	3600728	92679	40303
22201	Plastic products for packing of goods	172	8261	8137	125	3459775	3335330	88089	36356
22203	Plastic tableware, kitchenware etc	12	716	606	110	202750	196797	3254	2699
22209	Other diverse plastic products	9	345	339	6	71186	68601	1337	1247
23	OTHER NON-METALLIC MINERAL PRODUCTS	548	27477	26276	1200	9052761	8643799	400161	8801
231	Glass & glass products	33	1724	1646	78	1719765	1570744	146165	2856
2310	Glass & glass products	33	1724	1646	78	1719765	1570744	146165	2856
23101	Flat glass/ glass paving blocks	24	1424	1424		1509905	1368231	139879	1795
23102	Glass mirror/ bottle/ drinking glass	4	67	67		10352	10113	7	232
23103	Pharmaceutical glassware etc.	5	233	155	78	199508	192400	6279	829
239	Non-metallic mineral products n.e.c.	515	25753	24630	1122	7332997	7073055	253997	5944
2392	Clay building materials	353	18092	17059	1033	2371472	2363145	5216	3111
23921	Ceramic tiles, mosaic cubes etc.	2	1983	1983		1020142	1020142		
23922 &	Non-refractory clay building materials								
23923	Ceramic sanitary fixtures	351	16109	15076	1033	1351330	1343003	5216	3111
2393	Other porcelain & ceramic products	9	333	278	56	59341	59341		
23931	Ceramic tableware & domestic articles	9	333	278	56	59341	59341		
2394	Cement, lime & plaster	5	3885	3876	9	3954269	3795035	159234	
23941	Clinkers & hydraulic cement	5	3885	3876	9	3954269	3795035	159234	
2395	Articles of concrete, cement & plaster	48	2061	2054	7	689302	602512	86601	188
23951	Precast concrete, cement or stone	48	2061	2054	7	689302	602512	86601	188
2396	Cutting, shaping & finishing of stone	100	1382	1364	18	258613	253022	2945	2646
23961	Cutting, shaping & finishing of stone	100	1382	1364	18	258613	253022	2945	2646
24	BASIC METALS	126	12875	12663	212	7770093	6980264	764471	25358
241	Basic iron & steel	109	11896	11686	210	7376420	6676061	684593	15766

TABLE - 3.0 A **EMPLOYMENT AND EMPLOYMENT COST (ALL EMPLOYEES)** **SINDH**

2015-16

Value in '000' Rs

Industry Code	Major Groups & Industries	No. of establishments	Average daily employment			Employment cost during the year			
			Total	Male	Female	Total	Wages and salaries	Other cash payment	Payments in kind
1	2	3	4	5	6	7	8	9	10
2410	Basic iron & steel	109	11896	11686	210	7376420	6676061	684593	15766
24103 &	Pure iron, granular iron & iron powder								
24104	Remelting of scrap ingot of iron/ steel	2	550	550		742115	679410	62705	
24106	Hot/cold-rolled products of steel	81	6489	6310	179	2961574	2474243	473378	13953
24108	Welded tubes & pipes of steel	22	4757	4726	31	3658331	3508008	148510	1813
24109	Others n.e.c.	4	100	100		14400	14400		
242	Basic precious & non-ferrous metals	13	490	488	2	185272	171957	3724	9592
2420	Basic precious & non-ferrous metals	13	490	488	2	185272	171957	3724	9592
24202 &	Aluminium & alloys								
24206	Chrome, manganese, nickel & alloys etc	13	490	488	2	185272	171957	3724	9592
243	Casting of metals	4	489	489		208401	132246	76155	
2431	Casting of iron & steel	4	489	489		208401	132246	76155	
24311 &	Casting of iron								
24312	Casting of steel	4	489	489		208401	132246	76155	
25	FABRICATED METAL PRODUCTS	53	3824	3300	524	2492076	2037550	447702	6825
251	Structural metal products etc	15	389	389		97456	96546	558	352
2511	Structural metal products	11	232	232		48374	47464	558	352
25111 &	Metal framework/ skeleton etc								
25112	Metal door, window, shutter, gates etc	8	160	160		37469	37117		352
25119	Others n.e.c.	3	72	72		10905	10347	558	
2512	Tanks, reservoirs & containers of metal	2	90	90		16748	16748		
25122	Metal containers for gas	2	90	90		16748	16748		
2513	Steam generators	2	67	67		32334	32334		
25132	Parts for marine or power boilers/ nuclear reactors etc.	2	67	67		32334	32334		
259	Other fabricated metal products	38	3435	2911	524	2394621	1941004	447144	6473
2593	Cutlery, h& tools & general hardware	7	2099	1580	519	1550999	1550486	321	192
25932 &	Knives, h& tools, saw blades etc								
25934	Other tools of such nature n.e.c.	7	2099	1580	519	1550999	1550486	321	192
2599	Other fabricated metal products n.e.c.	31	1336	1331	5	843622	390519	446822	6281
25991	Cans, drums, buckets, boxes, tins etc	8	427	427		143567	135781	1716	6071
25997	Various metal articles	5	150	145	5	466061	30295	435556	210
25999	Others n.e.c.	18	759	759		233993	224443	9551	
26	COMPUTER, ELECTRONIC AND OPTICAL PRODUCTS	6	1284	1269	15	497518	496364	1154	
264	Consumer electronics	2	18	18		2586	2452	134	
2640	Consumer electronics	2	18	18		2586	2452	134	
26409	Others n.e.c.	2	18	18		2586	2452	134	
265	Measuring equipment; watches/ clocks	2	1156	1156		474804	474804		
2651	Measuring, navigating/ control equipment	2	1156	1156		474804	474804		
26516	Scales, balances & laboratory apparatus	2	1156	1156		474804	474804		
266 &	Electro medical/ electrotherapeutic equipment								
268	Magnetic & optical media	2	110	95	15	20128	19108	1020	
2660 &	Irradiation, electro medical equipment								
2680	Magnetic & optical media	2	110	95	15	20128	19108	1020	
26602 &	Electro medical/ electrotherapeutic equipment								
26801	Audio & video tapes/ cassettes	2	110	95	15	20128	19108	1020	
27	ELECTRICAL EQUIPMENT	87	11135	10936	199	10577938	9941225	630913	5800
271	Electric motor, generator, transformer	23	2244	2080	164	1989415	1957609	30250	1556
2710	Electric motors, generators, transformers etc.	23	2244	2080	164	1989415	1957609	30250	1556
27101	Electric transformers	3	245	245		61740	61740		
27102	Electric motors/ power generators etc	3	207	191	16	64427	64427		
27103 &	Electric power distribution panel etc.								
27104	Switchboard apparatus, fuses, switches	6	1504	1385	120	1805923	1774467	30021	1436
27109	Others n.e.c.	11	288	259	28	57324	56975	229	120
272	Batteries & accumulators	8	2247	2247		4594234	4123112	469886	1236
2720	Batteries & accumulators	8	2247	2247		4594234	4123112	469886	1236
27203	Lead acid/ lithium/ dry/ wet batteries	8	2247	2247		4594234	4123112	469886	1236
273	Wiring & wiring devices	24	2431	2421	10	2356813	2254888	99069	2856
2732	Other electric wires & cables	24	2431	2421	10	2356813	2254888	99069	2856
27320	Insulated wire & cable	24	2431	2421	10	2356813	2254888	99069	2856
274	Electric lighting equipment	3	188	181	7	103626	103472	154	
2740	Electric lighting equipment	3	188	181	7	103626	103472	154	
27401	Lamps, bulbs, ch&eliers,lanterns etc.	3	188	181	7	103626	103472	154	
275	Domestic appliances	23	3811	3801	10	1476380	1444674	31555	151
2750	Domestic appliances	23	3811	3801	10	1476380	1444674	31555	151
27501 &	Domestic electric appliances								
27503	Domestic non-electric cooking equipment	23	3811	3801	10	1476380	1444674	31555	151
279	Other electrical equipment	6	214	205	8	57470	57470		
2790	Other electrical equipment	6	214	205	8	57470	57470		
27909	Others n.e.c.	6	214	205	8	57470	57470		
28	MACHINERY AND EQUIPMENT N.E.C.	97	4113	4106	7	1819063	1795346	20382	3336
281	General-purpose machinery	78	3230	3230		1369368	1349676	16603	3089
2813	Other pumps, compressors, taps & valves	14	1648	1648		978093	977916	177	

TABLE - 3.0 A **EMPLOYMENT AND EMPLOYMENT COST (ALL EMPLOYEES)** **SINDH**

2015-16

Value in '000' Rs

Industry Code	Major Groups & Industries	No. of establishments	Average daily employment			Employment cost during the year			
			Total	Male	Female	Total	Wages and salaries	Other cash payment	Payments in kind
1	2	3	4	5	6	7	8	9	10
28132	Pumps for liquids	12	1612	1612		962674	962674		
28133 &	Pumps for engines/ motor vehicle pumps								
28134	Industrial taps/ valves & h& pump etc	2	36	36		15419	15242	177	
2819	Other general-purpose machinery	64	1582	1582		391275	371760	16426	3089
28191	Industrial freezing equipment etc.	2	36	36		12326	12326		
28193 &	Filtering or purifying machinery								
28198	Parts for general-purpose machinery	59	1403	1403		349005	330058	15858	3089
28199	Others n.e.c.	3	143	143		29944	29376	568	
282	Special-purpose machinery	19	883	876	7	449695	445670	3779	246
2821	Agricultural & forestry machinery	7	336	336		61671	58467	3204	
28211	Tractors	2	268	268		53817	50664	3153	
28214	Soil preparation, planting machinery	2	22	22		3435	3384	51	
28219	Diverse agricultural machinery	3	46	46		4419	4419		
2822	Metal-forming machinery & machine tools	3	130	125	5	67144	67144		
28222	Tools for grinding, drilling, boring	3	130	125	5	67144	67144		
2825 &	Food, beverage & tobacco machinery								
2826	Textile, apparel & leather machinery	9	417	415	2	320880	320059	575	246
28259 &	Food processing machinery								
28261	Textile machinery	9	417	415	2	320880	320059	575	246
29	MOTOR VEHICLES, TRAILERS AND SEMI	227	24642	24255	387	13871305	12748335	1038145	84825
291	Motor vehicles	12	6899	6869	30	6550399	5779240	713515	57644
2910	Motor vehicles	12	6899	6869	30	6550399	5779240	713515	57644
29101	Passenger cars, commercial busses etc.	12	6899	6869	30	6550399	5779240	713515	57644
292	Motor vehicle bodies, trailers etc	7	151	151		31270	31270		
2920	Motor bodies, trailers & semi-trailers	7	151	151		31270	31270		
29202	Trailers & semi-trailers	7	151	151		31270	31270		
293	Parts & accessories for motor vehicles	208	17592	17235	357	7289637	6937825	324630	27181
2930	Parts & accessories for motor vehicles	208	17592	17235	357	7289637	6937825	324630	27181
29301	Parts & accessories for motor vehicles	208	17592	17235	357	7289637	6937825	324630	27181
30	OTHER TRANSPORT EQUIPMENT	21	2071	2025	46	1971074	1952495	15827	2752
309	Transport equipment n.e.c.	21	2071	2025	46	1971074	1952495	15827	2752
3091	Motorcycles	21	2071	2025	46	1971074	1952495	15827	2752
30911	Motorcycles, engines for motorcycles	13	1632	1590	42	1896382	1880555	15827	
30912	Parts & accessories for motorcycles.	8	439	435	4	74692	71940		2752
31	FURNITURE	31	1133	1058	75	285689	284626	695	369
310	Furniture	31	1133	1058	75	285689	284626	695	369
3100	Furniture	31	1133	1058	75	285689	284626	695	369
31001	Furniture & fixtures.	27	1070	995	75	270810	270223	362	226
31004	Furniture for kitchen bedrooms etc.	4	63	63		14879	14403	333	143
32	OTHER MANUFACTURING	58	1883	1773	111	444707	438618	4686	1403
321	Jewellery, bijouterie etc	35	725	614	111	108517	108517		
3211 &	Jewellery & related articles								
3212	Imitation jewellery & related articles	35	725	614	111	108517	108517		
32113 &	Jewellery, goldsmiths' articles.								
32121	Costume or imitation jewellery.	35	725	614	111	108517	108517		
325	Medical & dental instruments & supplies	9	318	318		116350	116350		
3250	Medical & dental instruments & supplies	9	318	318		116350	116350		
32509	Others n.e.c.	9	318	318		116350	116350		
329	Other manufacturing n.e.c.	14	840	840		219840	213751	4686	1403
3290	Other manufacturing n.e.c.	14	840	840		219840	213751	4686	1403
32902	Brooms & brushes.	2	129	129		63348	62029	1319	
32903	Pens, pencils & stamps etc.	5	410	410		97247	97247		
32909	Others n.e.c.	7	301	301		59245	54475	3368	1403

TABLE - 3.0 B **AVERAGE DAILY EMPLOYMENT** **SINDH**

2015-16

Value in '000' Rs

Industry Code	Industry Major Groups and Industries	No. of establishments	Working proprietors			Contributing family worker		
			Total	Male	Female	Total	Male	Female
1	2	3	4	5	6	7	8	9
C	**ALL INDUSTIRES**	**6299**	**800**	**732**	**68**	**883**	**877**	**7**
10	FOOD PRODUCTS	1682	317	317		615	610	5
101	Processing & preserving of meat	5						
1010	Processing & preserving of meat	5						
10102	Fresh, chilled or frozen meat	5						
102	Processing & preserving of fish	14				3	3	
1020	Processing/ preserving of fish, molluscs	14				3	3	
10202	Fish, crustacean & mollusc products	14				3	3	
103	Processing of fruit/ vegetables	26				16	16	
1030	Processing/ preserving of fruit/ vegetables	26				16	16	
10302	Preserving of fruit, nuts or vegetables	24				16	16	
10305	Jams, jellies & marmalades	2						
104	Vegetable & animal oils/ fats	313	145	145		24	24	
1040	Vegetable & animal oils & fats	313	145	145		24	24	
10401	Crude / refined vegetable oils	164	12	12		18	18	
10405	Cotton linters.	131	133	133		5	5	
10406	Oilcakes & others	18				1	1	
105	Dairy products	18	10	10		26	21	5
1050	Dairy products	18	10	10		26	21	5
10501	fresh liquid milk & milk-based drinks	8						
10506 &	Ice cream & other edible ice.							
10509	Others n.e.c.	10	10	10		26	21	5
106	Grain mill products, starches etc	926	138	138		492	492	
1061 &	Grain mill products							
1062	Starches & starch products	926	138	138		492	492	
10611	Grain milling.	221	25	25		16	16	
10612	Rice milling.	603	95	95		473	473	
10613 &	Vegetable milling							
10621	Starches from rice, potatoes, maize etc.	102	19	19		3	3	
107	Other food products	333	20	20		55	55	
1071	Bakery products	112	10	10		51	51	
10711	Bread & rolls	36						
10712	Pastry, cakes, pies etc.	5				3	3	
10713	Rusks, biscuits & bakery products	47				2	2	
10719	Others n.e.c.	24	10	10		45	45	
1072	Sugar	36						
10721	Sugar & sugar substitutes	36						
1073	Chocolate & sugar confectionery	32						
10732	Chocolate & sugar confectionery	32						
1079	Other food products n.e.c.	153	9	9		4	4	
10792	Blending of tea & mate	7						
10794 &	Infant formula or baby foods etc							
10795	Prepared foods/sandwiches, fresh pizza etc.	3						
10796	Spices, sauces & condiments	34	7	7		1	1	
10798	Processing of salt	15						
10799	Others n.e.c.	94	2	2		2	2	
108	Prepared animal feeds	47	3	3				
1080	Prepared animal feeds	47	3	3				
10802	Prepared feeds for farm animals	47	3	3				
11	BEVERAGES	38						
110	Beverages	38						
1104	Soft drinks, mineral waters etc	38						
11041	Non-alcoholic beverages	9						
11042	Natural mineral waters/ bottled waters	17						
11043	Soft drinks like lemonade, cola etc.	12						
12	TOBACCO PRODUCTS	10						
120	Tobacco products	10						
1200	Tobacco products	10						
12001	Tobacco products & substitutes etc.	10						
13	TEXTILES	1479	192	146	46	18	18	
131	Spinning, weaving, finishing of textile	1259	145	99	46	18	18	
1311	Spinning of textile fibres	219	23	20	3			
13112	Spinning of yarn or thread	219	23	20	3			
1312	Weaving of textiles	817	52	52		9	9	
13121	Broad woven fabrics	590	21	21		6	6	
13129	Others n.e.c.	227	32	32		4	4	
1313	Finishing of textiles	223	69	26	43	9	9	
13131	Bleaching & dyeing of fabrics	223	69	26	43	9	9	
139	Other textiles	220	47	47				
1392	Made-up textile articles	75	5	5				

TABLE - 3.0 B **AVERAGE DAILY EMPLOYMENT** **SINDH**

2015-16

Value in '000' Rs

Industry Code	Industry Major Groups and Industries	No. of establishments	Working proprietors			Contributing family worker		
			Total	Male	Female	Total	Male	Female
1	2	3	4	5	6	7	8	9
13921	Madeup articles of any textile material	66						
13922	Made-up furnishing articles	9	5	5				
1393 &	Carpets & rugs							
1394	Cordage, rope, twine & netting	6						
13930 &	Floor coverings like carpets, rugs etc.							
13941	Twine, cordage, rope etc.	6						
1399	Other textiles n.e.c.	139	42	42				
13991	Labels/ badges etc.	12						
13992	Tulles/ laces & other net fabrics	125	42	42				
13999	Others n.e.c.	2						
14	WEARING APPAREL	652	39	36	3	16	16	
141	Wearing apparel	560	39	36	3	16	16	
1410	Wearing apparel	560	39	36	3	16	16	
14101	Wearing apparel of leather	27	2	2		6	6	
14102	Outerwear/ work wear	524	37	34	3	10	10	
14103	Underwear/ nightwear	4						
14105	Other clothing accessories	5						
143	Knitted & crocheted apparel	92						
1430	Knitted & crocheted apparel	92						
14302	Hosiery, socks, tights & pantyhose etc	92						
15	LEATHER PRODUCTS	111	13	13		3	3	
151	Tanning of leather & leather products	103	13	13		3	3	
1511	Tanning & dressing of leather	87	13	13		3	3	
15111	Tanning/ dressing of hides & skins	87	13	13		3	3	
1512	Luggage, h&bags, saddlery etc.	16						
15121 &	Luggage, h&bags etc.							
15122	Articles of leather etc.	16						
152	Footwear	8						
1520	Footwear	8						
15201	Footwear	8						
16	WOOD AND WOOD PRODUCTS	29	4	4		8	8	
161	Sawmilling & planning of wood	5	3	3		7	7	
1610	Sawmilling & planning of wood	5	3	3		7	7	
16101 &	Sawing & planning of wood							
16102	Wooden railway sleepers	5	3	3		7	7	
162	Products of wood, cork, straw etc.	24	1	1		1	1	
1621	Veneer sheets & wood-based panels	19						
16212	Plywood/ veneer panel/ laminated sheets	5						
16213	Particle board/ densified wood etc.	14						
1622	Builders' carpentry & joinery	2						
16221	Wooden goods of construction industry	2						
1623 &	Wooden containers							
1629	Other wood products	3	1	1		1	1	
16231 &	Packing boxes, crates, drums of wood							
16291	Wood products	3	1	1		1	1	
17	PAPER AND PAPER PRODUCTS	202	15	15				
170	Paper & paper products	202	15	15				
1701	Pulp, paper & paperboard	52	7	7				
17013	Paper & paperboard	50	7	7				
17019	Others n.e.c.	2						
1702	Corrugated paper/ paperboard & containers	133	8	8				
17021	Corrugated paper/ paperboard containers	131	8	8				
17022	Sacks, bags & similar articles of paper	2						
1709	Other articles of paper & paperboard	17						
17091	Personal hygiene paper product	14						
17099	Others n.e.c.	3						
18	PRINTING/REPRODUCTION OF RECORDED MEDIA	121	6	6				
181	Printing	121	6	6				
1811 &	Printing							
1812	Service related to printing	121	6	6				
18111	Printing of newspapers/ magazines	76						
18112	Printing of books, brochures, maps etc	19	1	1				
18113	Printing of postage stamps, cheques etc	2						
18114	Printing of diaries & calendars etc	4	1	1				
18115 &	Printing on textile, glass, metal, wood							
18123	Plate/image-making setting services	20	4	4				
19	COKE AND REFINED PETROLEUM PRODUCTS	30	3	3				
192	Refined petroleum products	30	3	3				
1920	Refined petroleum products	30	3	3				

TABLE - 3.0 B **AVERAGE DAILY EMPLOYMENT** **SINDH**

2015-16

Value in '000' Rs

Industry Code	Industry Major Groups and Industries	No. of establishments	Working proprietors			Contributing family worker		
			Total	Male	Female	Total	Male	Female
1	2	3	4	5	6	7	8	9
19201	Production of motor fuel/ kerosene etc.	4						
19203	Oil-based lubricating oils or greases	26	3	3				
20	CHEMICALS AND CHEMICAL PRODUCTS	265	40	30	10	2	2	
201	Basic chemicals, fertilizers etc.	110						
2011	Basic chemicals	93						
20111	Inorganic industrial/ medical gases	62						
20112	Dyes & pigments in basic form	10						
20113	Manufacture of inorganic acids & bases	3						
20115	Basic organic chemicals	9						
20119	Others n.e.c.	9						
2012	Fertilizers & nitrogen compounds	7						
20121	Fertilizers	7						
2013	Plastics & synthetic rubber	10						
20131	Plastics in primary forms	10						
202 &	Other chemical products							
203	Man-made fibres	155	40	30	10	2	2	
2021	Pesticides/ agrochemical products etc	13	8	5	3			
20211	Insecticides/ fungicides/ herbicides	11						
20219	Other agrochemical products n.e.c.	2	8	5	3			
2022	Paints, varnishes & printing ink etc.	32	6	6				
20221 &	Paints & varnishes etc							
20227	Printing ink	32	6	6				
2023	Soap, perfumes & toilet preparations	70	8	8		2	2	
20232	Soap	38	5	5		2	2	
20234	Detergent, dish-washing preparation etc	2						
20236	Perfumes & toilet preparations	30	4	4				
2029 &	Other chemical products n.e.c.							
2030	Man-made fibres	40	19	11	8			
20292	Gelatine/ glues & prepared adhesives	21	4	4				
20294	Photographic plates, films etc	3						
20299 &	Others n.e.c.							
20303	Synthetic or artificial filament yarn	16	15	8	8			
21	BASIC PHARMACEUTICAL PRODUCTS	211	4		4			
210	Pharmaceuticals	211	4		4			
2100	Pharmaceuticals	211	4		4			
21001	Medicinal active substances	195	4		4			
21003	Medicaments/ homeopathic preparations	12						
21009	Other such activities n.e.c.	4						
22	RUBBER AND PLASTICS PRODUCTS	215	27	24	3	10	10	
221	Rubber products	22						
2211	Rubber tyres & tubes	5						
22111	Rubber tyres	5						
2219	Other rubber products	17						
22191	Other products of rubber	17						
222	Plastics products	193	27	24	3	10	10	
2220	Plastics products	193	27	24	3	10	10	
22201	Plastic products for packing of goods	172	17	14	3	9	9	
22203	Plastic tableware, kitchenware etc	12	7	7				
22209	Other diverse plastic products	9	4	4		1	1	
23	OTHER NON-METALLIC MINERAL PRODUCTS	548	61	61		184	184	
231	Glass & glass products	33	3	3				
2310	Glass & glass products	33	3	3				
23101	Flat glass/ glass paving blocks	24	3	3				
23102	Glass mirror/ bottle/ drinking glass	4						
23103	Pharmaceutical glassware etc.	5						
239	Non-metallic mineral products n.e.c.	515	58	58		184	184	
2392	Clay building materials	353	8	8		146	146	
23921	Ceramic tiles, mosaic cubes etc.	2						
23922 &	Non-refractory clay building materials							
23923	Ceramic sanitary fixtures	351	8	8		146	146	
2393	Other porcelain & ceramic products	9						
23931	Ceramic tableware & domestic articles	9						
2394	Cement, lime & plaster	5						
23941	Clinkers & hydraulic cement	5						
2395	Articles of concrete, cement & plaster	48	3	3		8	8	
23951	Precast concrete, cement or stone	48	3	3		8	8	
2396	Cutting, shaping & finishing of stone	100	47	47		29	29	
23961	Cutting, shaping & finishing of stone	100	47	47		29	29	
24	BASIC METALS	126	9	9				
241	Basic iron & steel	109	9	9				

TABLE - 3.0 B **AVERAGE DAILY EMPLOYMENT** **SINDH**

2015-16

Value in '000' Rs

Industry Code	Industry Major Groups and Industries	No. of establishments	Working proprietors			Contributing family worker		
			Total	Male	Female	Total	Male	Female
1	2	3	4	5	6	7	8	9
2410	Basic iron & steel	109	9	9				
24103 &	Pure iron, granular iron & iron powder							
24104	Remelting of scrap ingot of iron/ steel	2						
24106	Hot/cold-rolled products of steel	81	9	9				
24108	Welded tubes & pipes of steel	22						
24109	Others n.e.c.	4						
242	Basic precious & non-ferrous metals	13						
2420	Basic precious & non-ferrous metals	13						
24202 &	Aluminium & alloys							
24206	Chrome, manganese, nickel & alloys etc	13						
243	Casting of metals	4						
2431	Casting of iron & steel	4						
24311 &	Casting of iron							
24312	Casting of steel	4						
25	FABRICATED METAL PRODUCTS	53	1	1		1	1	
251	Structural metal products etc	15						
2511	Structural metal products	11						
25111 &	Metal framework/ skeleton etc							
25112	Metal door, window, shutter, gates etc	8						
25119	Others n.e.c.	3						
2512	Tanks, reservoirs & containers of metal	2						
25122	Metal containers for gas	2						
2513	Steam generators	2						
25132	Parts for marine or power boilers/ nuclear reactors etc.	2						
259	Other fabricated metal products	38	1	1		1	1	
2593	Cutlery, h& tools & general hardware	7	1	1		1	1	
25932 &	Knives, h& tools, saw blades etc							
25934	Other tools of such nature n.e.c.	7	1	1		1	1	
2599	Other fabricated metal products n.e.c.	31						
25991	Cans, drums, buckets, boxes, tins etc	8						
25997	Various metal articles	5						
25999	Others n.e.c.	18						
26	COMPUTER, ELECTRONIC AND OPTICAL PRODUCTS	6	1	1		1	1	
264	Consumer electronics	2	1	1		1	1	
2640	Consumer electronics	2	1	1		1	1	
26409	Others n.e.c.	2	1	1		1	1	
265	Measuring equipment; watches/ clocks	2						
2651	Measuring, navigating/ control equipment	2						
26516	Scales, balances & laboratory apparatus	2						
266 &	Electro medical/ electrotherapeutic equipment							
268	Magnetic & optical media	2						
2660 &	Irradiation, electro medical equipment							
2680	Magnetic & optical media	2						
26602 &	Electro medical/ electrotherapeutic equipment							
26801	Audio & video tapes/ cassettes	2						
27	ELECTRICAL EQUIPMENT	87	7	7		1		1
271	Electric motor, generator, transformer	23	7	7				
2710	Electric motors, generators, transformers etc.	23	7	7				
27101	Electric transformers	3						
27102	Electric motors/ power generators etc	3						
27103 &	Electric power distribution panel etc.							
27104	Switchboard apparatus, fuses, switches	6	5	5				
27109	Others n.e.c.	11	2	2				
272	Batteries & accumulators	8						
2720	Batteries & accumulators	8						
27203	Lead acid/ lithium/ dry/ wet batteries	8						
273	Wiring & wiring devices	24						
2732	Other electric wires & cables	24						
27320	Insulated wire & cable	24						
274	Electric lighting equipment	3						
2740	Electric lighting equipment	3						
27401	Lamps, bulbs, ch&eliers,lanterns etc.	3						
275	Domestic appliances	23						
2750	Domestic appliances	23						
27501 &	Domestic electric appliances							
27503	Domestic non-electric cooking equipment	23						
279	Other electrical equipment	6				1		1
2790	Other electrical equipment	6				1		1
27909	Others n.e.c.	6				1		1
28	MACHINERY AND EQUIPMENT N.E.C.	97				1	1	
281	General-purpose machinery	78						
2813	Other pumps, compressors, taps & valves	14						

TABLE - 3.0 B **AVERAGE DAILY EMPLOYMENT** **SINDH**

2015-16

Value in '000' Rs

Industry Code	Industry Major Groups and Industries	No. of establishments	Working proprietors			Contributing family worker		
			Total	Male	Female	Total	Male	Female
1	2	3	4	5	6	7	8	9
28132	Pumps for liquids	12						
28133 &	Pumps for engines/ motor vehicle pumps							
28134	Industrial taps/ valves & h& pump etc	2						
2819	Other general-purpose machinery	64						
28191	Industrial freezing equipment etc.	2						
28193 &	Filtering or purifying machinery							
28198	Parts for general-purpose machinery	59						
28199	Others n.e.c.	3						
282	Special-purpose machinery	19				1	1	
2821	Agricultural & forestry machinery	7				1	1	
28211	Tractors	2						
28214	Soil preparation, planting machinery	2						
28219	Diverse agricultural machinery	3				1	1	
2822	Metal-forming machinery & machine tools	3						
28222	Tools for grinding, drilling, boring	3						
2825 &	Food, beverage & tobacco machinery							
2826	Textile, apparel & leather machinery	9						
28259 &	Food processing machinery							
28261	Textile machinery	9						
29	MOTOR VEHICLES, TRAILERS AND SEMI	227	32	32		2	2	
291	Motor vehicles	12						
2910	Motor vehicles	12						
29101	Passenger cars, commercial busses etc.	12						
292	Motor vehicle bodies, trailers etc	7						
2920	Motor bodies, trailers & semi-trailers	7						
29202	Trailers & semi-trailers	7						
293	Parts & accessories for motor vehicles	208	32	32		2	2	
2930	Parts & accessories for motor vehicles	208	32	32		2	2	
29301	Parts & accessories for motor vehicles	208	32	32		2	2	
30	OTHER TRANSPORT EQUIPMENT	21						
309	Transport equipment n.e.c.	21						
3091	Motorcycles	21						
30911	Motorcycles, engines for motorcycles	13						
30912	Parts & accessories for motorcycles.	8						
31	FURNITURE	31	1		1			
310	Furniture	31	1		1			
3100	Furniture	31	1		1			
31001	Furniture & fixtures.	27						
31004	Furniture for kitchen bedrooms etc.	4	1		1			
32	OTHER MANUFACTURING	58	28	28		21	21	
321	Jewellery, bijouterie etc	35						
3211 &	Jewellery & related articles							
3212	Imitation jewellery & related articles	35						
32113 &	Jewellery, goldsmiths' articles.							
32121	Costume or imitation jewellery.	35						
325	Medical & dental instruments & supplies	9	7	7				
3250	Medical & dental instruments & supplies	9	7	7				
32509	Others n.e.c.	9	7	7				
329	Other manufacturing n.e.c.	14	21	21		21	21	
3290	Other manufacturing n.e.c.	14	21	21		21	21	
32902	Brooms & brushes.	2						
32903	Pens, pencils & stamps etc.	5						
32909	Others n.e.c.	7	21	21		21	21	

TABLE - 4.0 A **FIXED ASSETS** **SINDH**

2015-16

Value in '000' Rs

Industry Code	Industrial Major Groups and Industry	No. of establishments	Value of fixed assets at the beginning of the year	Acquisition, addition, alteration & major improvements during year	Sales proceeds of fixed assets disposed off during year	Capital formation on own account	Gross Fixed Capital Formation (5+6-7+8)	Depreciation for fixed assets	Value of fixed assets at the end of the year
1	2	3	4	5	6	7	8	9	10
C	**ALL INDUSTIRES**	**6299**	**1421078749**	**195585591**	**5134163**	**2605903**	**193057331**	**96876423**	**1517259657**
10	FOOD PRODUCTS	1682	214806973	24688914	918933	17875	23787856	14564675	224030154
101	Processing & preserving of meat	5	2018992	239832	53766		186066	160685	2044374
1010	Processing & preserving of meat	5	2018992	239832	53766		186066	160685	2044374
10102	Fresh, chilled or frozen meat	5	2018992	239832	53766		186066	160685	2044374
102	Processing & preserving of fish	14	291579	11944			11944	22783	280740
1020	Processing/ preserving of fish, molluscs	14	291579	11944			11944	22783	280740
10202	Fish, crustacean & mollusc products	14	291579	11944			11944	22783	280740
103	Processing of fruit/ vegetables	26	2401873	873156	102642		770514	429232	2743155
1030	Processing/ preserving of fruit/ vegetables	26	2401873	873156	102642		770514	429232	2743155
10302	Preserving of fruit, nuts or vegetables	24	826775	292026	28835		263191	29719	1060247
10305	Jams, jellies & marmalades	2	1575098	581130	73807		507323	399513	1682908
104	Vegetable & animal oils/ fats	313	37746859	5912391	39124	245	5873512	2287915	41332456
1040	Vegetable & animal oils & fats	313	37746859	5912391	39124	245	5873512	2287915	41332456
10401	Crude / refined vegetable oils	164	32677866	5717709	38124	245	5679830	2269445	36088251
10405	Cotton linters.	131	4720942	191817	1000		190817	7835	4903924
10406	Oilcakes & others	18	348051	2865			2865	10635	340281
105	Dairy products	18	15958328	1250760	72759		1178001	2228589	14907740
1050	Dairy products	18	15958328	1250760	72759		1178001	2228589	14907740
10501	fresh liquid milk & milk-based drinks	8	15702081	1246204	72759		1173445	2223080	14652446
10506 &	Ice cream & other edible ice.								
10509	Others n.e.c.	10	256247	4556			4556	5509	255294
106	Grain mill products, starches etc	926	32129877	2684491	50915	1298	2634874	1005094	33759658
1061 &	Grain mill products								
1062	Starches & starch products	926	32129877	2684491	50915	1298	2634874	1005094	33759658
10611	Grain milling.	221	5437484	557517	11242		546275	142536	5841223
10612	Rice milling.	603	21634519	734628	24407	689	710910	394378	21951052
10613 &	Vegetable milling								
10621	Starches from rice, potatoes, maize etc.	102	5057874	1392346	15266	609	1377689	468180	5967383
107	Other food products	333	121203886	13605063	599727	16332	13021668	8369784	125855770
1071	Bakery products	112	18735814	2890385	283825		2606560	2066895	19275479
10711	Bread & rolls	36	1892472	333490	55312		278178	234220	1936431
10712	Pastry, cakes, pies etc.	5	40339	28933			28933	6981	62291
10713	Rusks, biscuits & bakery products	47	14809567	2299446	206152		2093294	1648857	15254004
10719	Others n.e.c.	24	1993436	228517	22362		206155	176837	2022754
1072	Sugar	36	73561202	6574676	194260	7107	6387524	3633390	76315335
10721	Sugar & sugar substitutes	36	73561202	6574676	194260	7107	6387524	3633390	76315335
1073	Chocolate & sugar confectionery	32	11928977	1333118	5127	196	1328187	1194303	12062861
10732	Chocolate & sugar confectionery	32	11928977	1333118	5127	196	1328187	1194303	12062861
1079	Other food products n.e.c.	153	16977894	2806883	116515	9029	2699397	1475197	18202094
10792	Blending of tea & mate	7	5300005	1842720	57779		1784941	788900	6296046
10794 &	Infant formula or baby foods etc								
10795	Prepared foods/sandwiches, fresh pizza etc.	3	815	1279			1279	532	1562
10796	Spices, sauces & condiments	34	5397225	466683	53604	9029	422108	498640	5320693
10798	Processing of salt	15	81686	8462			8462	2632	87516
10799	Others n.e.c.	94	6198163	487739	5132		482607	184492	6496278
108	Prepared animal feeds	47	3055578	111276			111276	60593	3106261
1080	Prepared animal feeds	47	3055578	111276			111276	60593	3106261
10802	Prepared feeds for farm animals	47	3055578	111276			111276	60593	3106261
11	BEVERAGES	38	11649977	2978599	5655		2972944	1014642	13608279
110	Beverages	38	11649977	2978599	5655		2972944	1014642	13608279
1104	Soft drinks, mineral waters etc	38	11649977	2978599	5655		2972944	1014642	13608279
11041	Non-alcoholic beverages	9	4608082	1139051	5655		1133396	166415	5575063
11042	Natural mineral waters/ bottled waters	17	1166989	10987			10987	6132	1171843
11043	Soft drinks like lemonade, cola etc.	12	5874906	1828561			1828561	842094	6861373
12	TOBACCO PRODUCTS	10	372380	1319			1319	5561	368138
120	Tobacco products	10	372380	1319			1319	5561	368138
1200	Tobacco products	10	372380	1319			1319	5561	368138
12001	Tobacco products & substitutes etc.	10	372380	1319			1319	5561	368138
13	TEXTILES	1479	366587871	52106630	940842	21006	51186794	23467324	394307341
131	Spinning, weaving, finishing of textile	1259	348831106	50139196	778069	21006	49382133	22208659	376004581
1311	Spinning of textile fibres	219	172818881	29263692	449014	7236	28821913	12035022	189605772
13112	Spinning of yarn or thread	219	172818881	29263692	449014	7236	28821913	12035022	189605772
1312	Weaving of textiles	817	157697322	19339980	315894		19024087	9143365	167578044
13121	Broad woven fabrics	590	147550223	18441763	282098		18159665	8799712	156910177
13129	Others n.e.c.	227	10147099	898217	33796		864421	343653	10667867
1313	Finishing of textiles	223	18314903	1535525	13161	13770	1536134	1030272	18820765
13131	Bleaching & dyeing of fabrics	223	18314903	1535525	13161	13770	1536134	1030272	18820765
139	Other textiles	220	17756765	1967434	162774		1804660	1258665	18302760
1392	Made-up textile articles	75	13808547	1745945	8918		1737027	1020901	14524673

TABLE - 4.0 A **FIXED ASSETS** **SINDH**
2015-16
Value in '000' Rs

Industry Code	Industrial Major Groups and Industry	No. of establishments	Value of fixed assets at the beginning of the year	Acquisition, addition, alteration & major improvements during year	Sales proceeds of fixed assets disposed off during year	Capital formation on own account	Gross Fixed Capital Formation (5+6-7+8)	Depreciation for fixed assets	Value of fixed assets at the end of the year
1	2	3	4	5	6	7	8	9	10
13921	Madeup articles of any textile material	66	11287694	1523004	8918		1514086	844107	11957673
13922	Made-up furnishing articles	9	2520853	222940			222940	176794	2567000
1393 &	Carpets & rugs								
1394	Cordage, rope, twine & netting	6	670736	72113	215		71897	58973	683660
13930 &	Floor coverings like carpets, rugs etc.								
13941	Twine, cordage, rope etc.	6	670736	72113	215		71897	58973	683660
1399	Other textiles n.e.c.	139	3277482	149376	153640		-4264	178791	3094427
13991	Labels/ badges etc.	12	464514	73218	153640		-80422	44895	339197
13992	Tulles/ laces & other net fabrics	125	2795613	75713			75713	133896	2737430
13999	Others n.e.c.	2	17355	445			445		17800
14	WEARING APPAREL	652	109763786	21734111	120775		21613337	8483859	122893263
141	Wearing apparel	560	100059960	21539099	120775		21418324	8456683	113021602
1410	Wearing apparel	560	100059960	21539099	120775		21418324	8456683	113021602
14101	Wearing apparel of leather	27	1123285	309817	3293		306524	130772	1299038
14102	Outerwear/ work wear	524	96134414	20822188	116779		20705409	7992919	108846904
14103	Underwear/ nightwear	4	680922	32458			32458	57692	655688
14105	Other clothing accessories	5	2121339	374635	703		373933	275300	2219972
143	Knitted & crocheted apparel	92	9703825	195012			195012	27176	9871662
1430	Knitted & crocheted apparel	92	9703825	195012			195012	27176	9871662
14302	Hosiery, socks, tights & pantyhose etc	92	9703825	195012			195012	27176	9871662
15	LEATHER PRODUCTS	111	5178564	636773	66582		570191	268174	5480581
151	Tanning of leather & leather products	103	5151170	636773	66582		570191	268174	5453187
1511	Tanning & dressing of leather	87	4890339	587431	54769		532662	253675	5169326
15111	Tanning/ dressing of hides & skins	87	4890339	587431	54769		532662	253675	5169326
1512	Luggage, h&bags, saddlery etc.	16	260832	49342	11813		37529	14499	283861
15121 &	Luggage, h&bags etc.								
15122	Articles of leather etc.	16	260832	49342	11813		37529	14499	283861
152	Footwear	8	27394						27394
1520	Footwear	8	27394						27394
15201	Footwear	8	27394						27394
16	WOOD AND WOOD PRODUCTS	29	3945214	479472			479472	127017	4297669
161	Sawmilling & planning of wood	5	8559	795			795		9353
1610	Sawmilling & planning of wood	5	8559	795			795		9353
16101 &	Sawing & planning of wood								
16102	Wooden railway sleepers	5	8559	795			795		9353
162	Products of wood, cork, straw etc.	24	3936655	478677			478677	127017	4288316
1621	Veneer sheets & wood-based panels	19	3898665	478677			478677	125942	4251400
16212	Plywood/ veneer panel/ laminated sheets	5	1101954	106332			106332	81239	1127047
16213	Particle board/ densified wood etc.	14	2796711	372345			372345	44703	3124353
1622	Builders' carpentry & joinery	2	14571						14571
16221	Wooden goods of construction industry	2	14571						14571
1623 &	Wooden containers								
1629	Other wood products	3	23419					1075	22344
16231 &	Packing boxes, crates, drums of wood								
16291	Wood products	3	23419					1075	22344
17	PAPER AND PAPER PRODUCTS	202	57386143	11952840	105187		11847653	1129609	68104187
170	Paper & paper products	202	57386143	11952840	105187		11847653	1129609	68104187
1701	Pulp, paper & paperboard	52	20369410	4187940	37549		4150391	407759	24112042
17013	Paper & paperboard	50	20324967	4185529	36419		4149110	401222	24072855
17019	Others n.e.c.	2	44443	2411	1130		1281	6537	39187
1702	Corrugated paper/ paperboard & containers	133	33968626	7527247	51210		7476037	398315	41046348
17021	Corrugated paper/ paperboard containers	131	33890535	7526509	51210		7475299	396222	40969612
17022	Sacks, bags & similar articles of paper	2	78091	738			738	2093	76736
1709	Other articles of paper & paperboard	17	3048107	237653	16428		221225	323536	2945796
17091	Personal hygiene paper product	14	1716070	152245	1147		151098	199807	1667361
17099	Others n.e.c.	3	1332037	85408	15281		70127	123729	1278435
18	PRINTING/REPRODUCTION OF RECORDED MEDIA	121	11564689	1132499	7259		1125240	638123	12051806
181	Printing	121	11564689	1132499	7259		1125240	638123	12051806
1811 &	Printing								
1812	Service related to printing	121	11564689	1132499	7259		1125240	638123	12051806
18111	Printing of newspapers/ magazines	76	5500789	556468			556468	92833	5964425
18112	Printing of books, brochures, maps etc	19	908031	50168			50168	52911	905288
18113	Printing of postage stamps, cheques etc	2	1244670	44092			44092	123691	1165071
18114	Printing of diaries & calendars etc	4	122349	34361	1550		32811	19970	135190
18115 &	Printing on textile, glass, metal, wood								
18123	Plate/image-making setting services	20	3788850	447410	5709		441701	348718	3881833
19	COKE AND REFINED PETROLEUM PRODUCTS	30	39188459	1848390	22724	157395	1983061	7250187	33921333
192	Refined petroleum products	30	39188459	1848390	22724	157395	1983061	7250187	33921333
1920	Refined petroleum products	30	39188459	1848390	22724	157395	1983061	7250187	33921333

TABLE - 4.0 A **FIXED ASSETS** **SINDH**

2015-16

Value in '000' Rs

Industry Code	Industrial Major Groups and Industry	No. of establishments	Value of fixed assets at the beginning of the year	Acquisition, addition, alteration & major improvements during year	Sales proceeds of fixed assets disposed off during year	Capital formation on own account	Gross Fixed Capital Formation (5+6-7+8)	Depreciation for fixed assets	Value of fixed assets at the end of the year
1	2	3	4	5	6	7	8	9	10
19201	Production of motor fuel/ kerosene etc.	4	33422263	1224896	21213	157124	1360807	7127323	27655748
19203	Oil-based lubricating oils or greases	26	5766196	623493	1510	271	622254	122864	6265585
20	CHEMICALS AND CHEMICAL PRODUCTS	265	208575291	18442150	386192	1754	18057712	16247732	210385272
201	Basic chemicals, fertilizers etc.	110	190539710	8119398	248921		7870477	13276268	185133920
2011	Basic chemicals	93	95981037	4119788	163187		3956600	5106031	94831606
20111	Inorganic industrial/ medical gases	62	27925296	2822087	118662		2703425	2771759	27856963
20112	Dyes & pigments in basic form	10	3717826	983294	42570		940724	343811	4314740
20113	Manufacture of inorganic acids & bases	3	1375386	74957			74957	98934	1351409
20115	Basic organic chemicals	9	11326161	149866			149866		11476027
20119	Others n.e.c.	9	51636367	89583	1955		87628	1891528	49832467
2012	Fertilizers & nitrogen compounds	7	83520919	3514470	56907		3457563	6631819	80346663
20121	Fertilizers	7	83520919	3514470	56907		3457563	6631819	80346663
2013	Plastics & synthetic rubber	10	11037754	485140	28827		456313	1538417	9955650
20131	Plastics in primary forms	10	11037754	485140	28827		456313	1538417	9955650
202 &	Other chemical products								
203	Man-made fibres	155	18035581	10322753	137271	1754	10187236	2971465	25251352
2021	Pesticides/ agrochemical products etc	13	1307602	173458	28227		145231	38471	1414362
20211	Insecticides/ fungicides/ herbicides	11	1268763	173458	28227		145231	35346	1378649
20219	Other agrochemical products n.e.c.	2	38838					3125	35713
2022	Paints, varnishes & printing ink etc.	32	2189111	1301936	1127		1300809	17359	3472561
20221 &	Paints & varnishes etc								
20227	Printing ink	32	2189111	1301936	1127		1300809	17359	3472561
2023	Soap, perfumes & toilet preparations	70	8866876	8551815	45435		8506380	2612581	14760675
20232	Soap	38	2524159	7839783	37603		7802180	1870748	8455591
20234	Detergent, dish-washing preparation etc	2	2848037	178753			178753	541484	2485306
20236	Perfumes & toilet preparations	30	3494680	533279	7832		525447	200349	3819778
2029 &	Other chemical products n.e.c.								
2030	Man-made fibres	40	5671993	295543	62482	1754	234815	303054	5603754
20292	Gelatine/ glues & prepared adhesives	21	1462527	1136	16918	1754	-14028	62832	1385667
20294	Photographic plates, films etc	3	515753	151239	11333		139906	48139	607521
20299 &	Others n.e.c.								
20303	Synthetic or artificial filament yarn	16	3693713	143168	34231		108937	192083	3610567
21	BASIC PHARMACEUTICAL PRODUCTS	211	58118931	10421064	594306	1352009	11178767	5687356	63610342
210	Pharmaceuticals	211	58118931	10421064	594306	1352009	11178767	5687356	63610342
2100	Pharmaceuticals	211	58118931	10421064	594306	1352009	11178767	5687356	63610342
21001	Medicinal active substances	195	54086495	10077856	579901	1352009	10849964	5472816	59463644
21003	Medicaments/ homeopathic preparations	12	1702563	260603	12170		248432	136423	1814572
21009	Other such activities n.e.c.	4	2329872	82605	2235		80370	78117	2332125
22	RUBBER AND PLASTICS PRODUCTS	215	52713461	3737030	240212	404	3497222	3596186	52614498
221	Rubber products	22	4280547	876772			876772	230202	4927117
2211	Rubber tyres & tubes	5	2312756	634337			634337	185656	2761438
22111	Rubber tyres	5	2312756	634337			634337	185656	2761438
2219	Other rubber products	17	1967791	242435			242435	44546	2165680
22191	Other products of rubber	17	1967791	242435			242435	44546	2165680
222	Plastics products	193	48432914	2860258	240212	404	2620450	3365984	47687381
2220	Plastics products	193	48432914	2860258	240212	404	2620450	3365984	47687381
22201	Plastic products for packing of goods	172	47801295	2835912	239896	404	2596420	3336668	47061047
22203	Plastic tableware, kitchenware etc	12	377768	2376			2376	9155	370989
22209	Other diverse plastic products	9	253852	21971	316		21655	20162	255345
23	OTHER NON-METALLIC MINERAL PRODUCTS	548	62159875	7311273	181144	492	7130621	3259279	66031217
231	Glass & glass products	33	7240162	721213	16683		704530	605413	7339279
2310	Glass & glass products	33	7240162	721213	16683		704530	605413	7339279
23101	Flat glass/ glass paving blocks	24	6960113	714429	16683		697746	587339	7070520
23102	Glass mirror/ bottle/ drinking glass	4	9615	2952			2952		12567
23103	Pharmaceutical glassware etc.	5	270435	3831			3831	18074	256192
239	Non-metallic mineral products n.e.c.	515	54919713	6590060	164461	492	6426091	2653866	58691938
2392	Clay building materials	353	5652768	183860	19826	492	164526	352246	5465048
23921	Ceramic tiles, mosaic cubes etc.	2	3437094	159700	19304	492	140888	347835	3230147
23922 &	Non-refractory clay building materials								
23923	Ceramic sanitary fixtures	351	2215674	24160	522		23638	4411	2234901
2393	Other porcelain & ceramic products	9	222000						222000
23931	Ceramic tableware & domestic articles	9	222000						222000
2394	Cement, lime & plaster	5	44749158	6170777	51297		6119479	2276841	48591796
23941	Clinkers & hydraulic cement	5	44749158	6170777	51297		6119479	2276841	48591796
2395	Articles of concrete, cement & plaster	48	3353626	231943	93338		138605	17883	3474348
23951	Precast concrete, cement or stone	48	3353626	231943	93338		138605	17883	3474348
2396	Cutting, shaping & finishing of stone	100	942162	3480			3480	6896	938746
23961	Cutting, shaping & finishing of stone	100	942162	3480			3480	6896	938746
24	BASIC METALS	126	117084084	19727704	235884		19491820	3775639	132800265
241	Basic iron & steel	109	115413411	19568405	221627		19346778	3690998	131069192

TABLE - 4.0 A **FIXED ASSETS** **SINDH**

2015-16

Value in '000' Rs

Industry Code	Industrial Major Groups and Industry	No. of establishments	Value of fixed assets at the beginning of the year	Acquisition, addition, alteration & major improvements during year	Sales proceeds of fixed assets disposed off during year	Capital formation on own account	Gross Fixed Capital Formation (5+6-7+8)	Depreciation for fixed assets	Value of fixed assets at the end of the year
1	2	3	4	5	6	7	8	9	10
2410	Basic iron & steel	109	115413411	19568405	221627		19346778	3690998	131069192
24103 &	Pure iron, granular iron & iron powder								
24104	Remelting of scrap ingot of iron/ steel	2	7651888	230226	6863		223363	381254	7493997
24106	Hot/cold-rolled products of steel	81	66881962	10988725	59156		10929569	2236965	75574566
24108	Welded tubes & pipes of steel	22	40757493	8349454	155608		8193846	1072779	47878561
24109	Others n.e.c.	4	122068						122068
242	Basic precious & non-ferrous metals	13	185016	16492			16492	20414	181094
2420	Basic precious & non-ferrous metals	13	185016	16492			16492	20414	181094
24202 &	Aluminium & alloys								
24206	Chrome, manganese, nickel & alloys etc	13	185016	16492			16492	20414	181094
243	Casting of metals	4	1485656	142807	14257		128550	64227	1549979
2431	Casting of iron & steel	4	1485656	142807	14257		128550	64227	1549979
24311 &	Casting of iron								
24312	Casting of steel	4	1485656	142807	14257		128550	64227	1549979
25	FABRICATED METAL PRODUCTS	53	8204032	422237	45695	55	376597	334511	8246117
251	Structural metal products etc	15	2512609	51163			51163	40825	2522947
2511	Structural metal products	11	2423780	48003			48003	36737	2435046
25111 &	Metal framework/ skeleton etc								
25112	Metal door, window, shutter, gates etc	8	699143	47580			47580	5200	741523
25119	Others n.e.c.	3	1724637	423			423	31537	1693523
2512	Tanks, reservoirs & containers of metal	2	56080						56080
25122	Metal containers for gas	2	56080						56080
2513	Steam generators	2	32749	3160			3160	4088	31821
25132	Parts for marine or power boilers/ nuclear reactors e	2	32749	3160			3160	4088	31821
259	Other fabricated metal products	38	5691422	371074	45695	55	325434	293686	5723170
2593	Cutlery, h& tools & general hardware	7	4269066	212485	44975	55	167565	225430	4211202
25932 &	Knives, h& tools, saw blades etc								
25934	Other tools of such nature n.e.c.	7	4269066	212485	44975	55	167565	225430	4211202
2599	Other fabricated metal products n.e.c.	31	1422356	158588	720		157868	68257	1511968
25991	Cans, drums, buckets, boxes, tins etc	8	709708	71569	19		71550	31259	749999
25997	Various metal articles	5	418156	70258	701		69557	1293	486420
25999	Others n.e.c.	18	294492	16761			16761	35705	275549
26	COMPUTER, ELECTRONIC AND OPTICAL PRODUCTS	6	5798880					23199	5775681
264	Consumer electronics	2	10173						10173
2640	Consumer electronics	2	10173						10173
26409	Others n.e.c.	2	10173						10173
265	Measuring equipment; watches/ clocks	2	5747130					12132	5734998
2651	Measuring, navigating/ control equipment	2	5747130					12132	5734998
26516	Scales, balances & laboratory apparatus	2	5747130					12132	5734998
266 &	Electro medical/ electrotherapeutic equipment								
268	Magnetic & optical media	2	41577					11067	30510
2660 &	Irradiation, electro medical equipment								
2680	Magnetic & optical media	2	41577					11067	30510
26602 &	Electro medical/ electrotherapeutic equipment								
26801	Audio & video tapes/ cassettes	2	41577					11067	30510
27	ELECTRICAL EQUIPMENT	87	22147893	6496161	415199		6080962	1806138	26422716
271	Electric motor, generator, transformer	23	1046370	233219	144691		88528	93179	1041720
2710	Electric motors, generators, transformers etc.	23	1046370	233219	144691		88528	93179	1041720
27101	Electric transformers	3							
27102	Electric motors/ power generators etc	3	78438	1189			1189		79628
27103 &	Electric power distribution panel etc.								
27104	Switchboard apparatus, fuses, switches	6	712570	229481	144691		84790	91631	705730
27109	Others n.e.c.	11	255361	2549			2549	1548	256362
272	Batteries & accumulators	8	8527028	2064595	185212		1879383	931163	9475249
2720	Batteries & accumulators	8	8527028	2064595	185212		1879383	931163	9475249
27203	Lead acid/ lithium/ dry/ wet batteries	8	8527028	2064595	185212		1879383	931163	9475249
273	Wiring & wiring devices	24	5444233	838791	37837		800954	521374	5723813
2732	Other electric wires & cables	24	5444233	838791	37837		800954	521374	5723813
27320	Insulated wire & cable	24	5444233	838791	37837		800954	521374	5723813
274	Electric lighting equipment	3	227389	35719	25560		10159	1681	235866
2740	Electric lighting equipment	3	227389	35719	25560		10159	1681	235866
27401	Lamps, bulbs, ch&eliers,lanterns etc.	3	227389	35719	25560		10159	1681	235866
275	Domestic appliances	23	6626829	3323838	21900		3301938	246387	9682380
2750	Domestic appliances	23	6626829	3323838	21900		3301938	246387	9682380
27501 &	Domestic electric appliances								
27503	Domestic non-electric cooking equipment	23	6626829	3323838	21900		3301938	246387	9682380
279	Other electrical equipment	6	276043					12355	263688
2790	Other electrical equipment	6	276043					12355	263688
27909	Others n.e.c.	6	276043					12355	263688
28	MACHINERY AND EQUIPMENT N.E.C.	97	6373375	615436	9587		605849	179387	6799837
281	General-purpose machinery	78	5051232	392757	775		391982	55407	5387806
2813	Other pumps, compressors, taps & valves	14	4784590	203538	775		202763	25965	4961387

TABLE - 4.0 A **FIXED ASSETS** **SINDH**
2015-16
Value in '000' Rs

Industry Code	Industrial Major Groups and Industry	No. of establishments	Value of fixed assets at the beginning of the year	Acquisition, addition, alteration & major improvements during year	Sales proceeds of fixed assets disposed off during year	Capital formation on own account	Gross Fixed Capital Formation (5+6-7+8)	Depreciation for fixed assets	Value of fixed assets at the end of the year
1	2	3	4	5	6	7	8	9	10
28132	Pumps for liquids	12	2136740	149313	775		148538	13349	2271928
28133 &	Pumps for engines/ motor vehicle pumps								
28134	Industrial taps/ valves & h& pump etc	2	2647850	54225			54225	12616	2689459
2819	Other general-purpose machinery	64	266642	189219			189219	29442	426419
28191	Industrial freezing equipment etc.	2	27732					413	27320
28193 &	Filtering or purifying machinery								
28198	Parts for general-purpose machinery	59	174894	322			322	26579	148637
28199	Others n.e.c.	3	64016	188897			188897	2450	250462
282	Special-purpose machinery	19	1322143	222679	8811		213867	123980	1412031
2821	Agricultural & forestry machinery	7	316509	24391			24391	19303	321597
28211	Tractors	2	154407	15465			15465	19303	150569
28214	Soil preparation, planting machinery	2	139490	8169			8169		147659
28219	Diverse agricultural machinery	3	22612	757			757		23369
2822	Metal-forming machinery & machine tools	3	88587	10			10	617	87980
28222	Tools for grinding, drilling, boring	3	88587	10			10	617	87980
2825 &	Food, beverage & tobacco machinery								
2826	Textile, apparel & leather machinery	9	917047	198278	8811		189466	104060	1002454
28259 &	Food processing machinery								
28261	Textile machinery	9	917047	198278	8811		189466	104060	1002454
29	MOTOR VEHICLES, TRAILERS AND SEMI	227	51456117	6311346	835866	1054912	6530393	4564591	53421920
291	Motor vehicles	12	27596461	1447936	379271	1054912	2123577	3074219	26645819
2910	Motor vehicles	12	27596461	1447936	379271	1054912	2123577	3074219	26645819
29101	Passenger cars, commercial busses etc.	12	27596461	1447936	379271	1054912	2123577	3074219	26645819
292	Motor vehicle bodies, trailers etc	7	186042	800			800	830	186012
2920	Motor bodies, trailers & semi-trailers	7	186042	800			800	830	186012
29202	Trailers & semi-trailers	7	186042	800			800	830	186012
293	Parts & accessories for motor vehicles	208	23673615	4862610	456595		4406016	1489541	26590089
2930	Parts & accessories for motor vehicles	208	23673615	4862610	456595		4406016	1489541	26590089
29301	Parts & accessories for motor vehicles	208	23673615	4862610	456595		4406016	1489541	26590089
30	OTHER TRANSPORT EQUIPMENT	21	6987374	4486725	2121		4484605	418540	11053438
309	Transport equipment n.e.c.	21	6987374	4486725	2121		4484605	418540	11053438
3091	Motorcycles	21	6987374	4486725	2121		4484605	418540	11053438
30911	Motorcycles, engines for motorcycles	13	6794310	4423120			4423120	410123	10807307
30912	Parts & accessories for motorcycles.	8	193064	63605	2121		61485	8417	246132
31	FURNITURE	31	743480	36187			36187	10605	769062
310	Furniture	31	743480	36187			36187	10605	769062
3100	Furniture	31	743480	36187			36187	10605	769062
31001	Furniture & fixtures.	27	723883	35918			35918	9364	750437
31004	Furniture for kitchen bedrooms etc.	4	19597	269			269	1241	18625
32	OTHER MANUFACTURING	58	271900	18731			18731	24090	266541
321	Jewellery, bijouterie etc	35	48660					615	48045
3211 &	Jewellery & related articles								
3212	Imitation jewellery & related articles	35	48660					615	48045
32113 &	Jewellery, goldsmiths' articles.								
32121	Costume or imitation jewellery.	35	48660					615	48045
325	Medical & dental instruments & supplies	9	20129	2402			2402	3533	18998
3250	Medical & dental instruments & supplies	9	20129	2402			2402	3533	18998
32509	Others n.e.c.	9	20129	2402			2402	3533	18998
329	Other manufacturing n.e.c.	14	203111	16328			16328	19942	199498
3290	Other manufacturing n.e.c.	14	203111	16328			16328	19942	199498
32902	Brooms & brushes.	2	103402	16328			16328	7126	112605
32903	Pens, pencils & stamps etc.	5							
32909	Others n.e.c.	7	99709					12816	86893

TABLE - 4.0 B **FIXED ASSETS (DETAIL)** **SINDH**
2015-16
Value in '000' Rs

Industry Code	Industrial Major Groups and Industry	No. of establishments	Dwellings, other buildings and structures			
			Acquisition, addition, alteration & major improvements during year	Sales proceeds of fixed assets disposed off during year	Capital formation on own account	Gross Fixed Capital Formation
1	2	3	4	5	6	7
C	**ALL INDUSTIRES**	**6299**	**22781800**	**96266**	**232527**	**22918061**
10	FOOD PRODUCTS	1682	2009599	16647	689	1993641
101	Processing & preserving of meat	5	23407			23407
1010	Processing & preserving of meat	5	23407			23407
10102	Fresh, chilled or frozen meat	5	23407			23407
102	Processing & preserving of fish	14				
1020	Processing/ preserving of fish, molluscs	14				
10202	Fish, crustacean & mollusc products	14				
103	Processing of fruit/ vegetables	26	31980			31980
1030	Processing/ preserving of fruit/ vegetables	26	31980			31980
10302	Preserving of fruit, nuts or vegetables	24	18408			18408
10305	Jams, jellies & marmalades	2	13572			13572
104	Vegetable & animal oils/ fats	313	220440	319		220121
1040	Vegetable & animal oils & fats	313	220440	319		220121
10401	Crude / refined vegetable oils	164	213304	319		212985
10405	Cotton linters.	131	7136			7136
10406	Oilcakes & others	18				
105	Dairy products	18	158254			158254
1050	Dairy products	18	158254			158254
10501	fresh liquid milk & milk-based drinks	8	157896			157896
10506 &	Ice cream & other edible ice.					
10509	Others n.e.c.	10	358			358
106	Grain mill products, starches etc	926	255504	579	689	255614
1061 &	Grain mill products					
1062	Starches & starch products	926	255504	579	689	255614
10611	Grain milling.	221	93275			93275
10612	Rice milling.	603	152729	579	689	152840
10613 &	Vegetable milling					
10621	Starches from rice, potatoes, maize etc.	102	9499			9499
107	Other food products	333	1304809	15749		1289060
1071	Bakery products	112	473816	5161		468655
10711	Bread & rolls	36	1945			1945
10712	Pastry, cakes, pies etc.	5				
10713	Rusks, biscuits & bakery products	47	471871	5161		466710
10719	Others n.e.c.	24				
1072	Sugar	36	367887	6219		361668
10721	Sugar & sugar substitutes	36	367887	6219		361668
1073	Chocolate & sugar confectionery	32	38202			38202
10732	Chocolate & sugar confectionery	32	38202			38202
1079	Other food products n.e.c.	153	424904	4369		420535
10792	Blending of tea & mate	7	355878	4369		351509
10794 &	Infant formula or baby foods etc					
10795	Prepared foods/sandwiches, fresh pizza etc.	3				
10796	Spices, sauces & condiments	34	30488			30488
10798	Processing of salt	15				
10799	Others n.e.c.	94	38538			38538
108	Prepared animal feeds	47	15206			15206
1080	Prepared animal feeds	47	15206			15206
10802	Prepared feeds for farm animals	47	15206			15206
11	BEVERAGES	38	75033			75033
110	Beverages	38	75033			75033
1104	Soft drinks, mineral waters etc	38	75033			75033
11041	Non-alcoholic beverages	9	53693			53693
11042	Natural mineral waters/ bottled waters	17				
11043	Soft drinks like lemonade, cola etc.	12	21341			21341
12	TOBACCO PRODUCTS	10	22			22
120	Tobacco products	10	22			22
1200	Tobacco products	10	22			22
12001	Tobacco products & substitutes etc.	10	22			22
13	TEXTILES	1479	8983056	29053	5803	8959805
131	Spinning, weaving, finishing of textile	1259	8594945	26267	5803	8574480
1311	Spinning of textile fibres	219	4325533	9480	5803	4321856
13112	Spinning of yarn or thread	219	4325533	9480	5803	4321856
1312	Weaving of textiles	817	4165238	16788		4148450
13121	Broad woven fabrics	590	4114752	16788		4097964
13129	Others n.e.c.	227	50486			50486
1313	Finishing of textiles	223	104174			104174
13131	Bleaching & dyeing of fabrics	223	104174			104174
139	Other textiles	220	388114.0 B38919231	2786		385325
1392	Made-up textile articles	75	387616	2786		384831

TABLE - 4.0 B **FIXED ASSETS (DETAIL)** **SINDH**
2015-16
Value in '000' Rs

Machinery and Equipment				Intellectual Property Products				Total				
Acquisition, addition, alteration & major improvements during year	Sales proceeds of fixed assets disposed off during year	Capital formation on own account	Gross Fixed Capital Formation	Acquisition, addition, alteration & major improvements during year	Sales proceeds of fixed assets disposed off during year	Capital formation on own account	Gross Fixed Capital Formation	Acquisition, addition, alteration & major improvements during year	Sales proceeds of fixed assets disposed off during year	Capital formation on own account	Gross Fixed Capital Formation	Industry Code
8	9	10	11	12	13	14	15	16	17	18	19	1
172005004	**4857984**	**821276**	**167968295**	**798788**	**179913**	**1552100**	**2170975**	**195585591**	**5134163**	**2605903**	**193057331**	**C**
22430521	772078	375	21658818	248793	130208	16811	135396	24688914	918933	17875	23787856	10
216426	53766		162660					239832	53766		186066	101
216426	53766		162660					239832	53766		186066	1010
216426	53766		162660					239832	53766		186066	10102
11944			11944					11944			11944	102
11944			11944					11944			11944	1020
11944			11944					11944			11944	10202
839550	99616		739934	1626	3026		-1400	873156	102642		770514	103
839550	99616		739934	1626	3026		-1400	873156	102642		770514	1030
271992	25809		246183	1626	3026		-1400	292026	28835		263191	10302
567558	73807		493751					581130	73807		507323	10305
5690658	38805	245	5652098	1293			1293	5912391	39124	245	5873512	104
5690658	38805	245	5652098	1293			1293	5912391	39124	245	5873512	1040
5503497	37805	245	5465937	908			908	5717709	38124	245	5679830	10401
184296	1000		183296	385			385	191817	1000		190817	10405
2865			2865					2865			2865	10406
1092507	72759		1019747					1250760	72759		1178001	105
1092507	72759		1019747					1250760	72759		1178001	1050
1088309	72759		1015549					1246204	72759		1173445	10501
												10506 &
4198			4198					4556			4556	10509
2425877	49629		2376249	3110	707	609	3011	2684491	50915	1298	2634874	106
												1061 &
2425877	49629		2376249	3110	707	609	3011	2684491	50915	1298	2634874	1062
462427	10534		451892	1815	707		1108	557517	11242		546275	10611
581692	23828		557864	207			207	734628	24407	689	710910	10612
												10613 &
1381759	15266		1366493	1088		609	1697	1392346	15266	609	1377689	10621
12057489	457503	130	11600117	242764	126474	16202	132491	13605063	599727	16332	13021668	107
2178466	152850		2025616	238103	125814		112289	2890385	283825		2606560	1071
331545	55312		276233					333490	55312		278178	10711
28933			28933					28933			28933	10712
1784824	97538		1687286	42751	103452		-60701	2299446	206152		2093294	10713
33164			33164	195352	22362		172990	228517	22362		206155	10719
6205635	188041		6017594	1154		7107	8261	6574676	194260	7107	6387524	1072
6205635	188041		6017594	1154		7107	8261	6574676	194260	7107	6387524	10721
1294660	5127	130	1289663	256		66	322	1333118	5127	196	1328187	1073
1294660	5127	130	1289663	256		66	322	1333118	5127	196	1328187	10732
2378729	111485		2267243	3251	661	9029	11619	2806883	116515	9029	2699397	1079
1486842	53410		1433432					1842720	57779		1784941	10792
												10794 &
1279			1279					1279			1279	10795
434857	53604		381253	1339		9029	10368	466683	53604	9029	422108	10796
7927			7927	535			535	8462			8462	10798
447824	4472		443352	1377	661		717	487739	5132		482607	10799
96070			96070					111276			111276	108
96070			96070					111276			111276	1080
96070			96070					111276			111276	10802
2903566	5655		2897910					2978599	5655		2972944	11
2903566	5655		2897910					2978599	5655		2972944	110
2903566	5655		2897910					2978599	5655		2972944	1104
1085358	5655		1079703					1139051	5655		1133396	11041
10987			10987					10987			10987	11042
1807221			1807221					1828561			1828561	11043
1296			1296					1319			1319	12
1296			1296					1319			1319	120
1296			1296					1319			1319	1200
1296			1296					1319			1319	12001
42932851	872593	11029	42071287	190723	39197	4174	155701	52106630	940842	21006	51186794	13
41365762	749300	11029	40627491	178489	2501	4174	180162	50139196	778069	21006	49382133	131
24927435	439535	524	24488425	10723		909	11632	29263692	449014	7236	28821913	1311
24927435	439535	524	24488425	10723		909	11632	29263692	449014	7236	28821913	13112
15138260	296605		14841655	36483	2501		33982	19339980	315894		19024087	1312
14291940	262809		14029131	35071	2501		32570	18441763	282098		18159665	13121
846320	33796		812524	1412			1412	898217	33796		864421	13129
1300068	13161	10505	1297411	131283		3265	134548	1535525	13161	13770	1536134	1313
1300068	13161	10505	1297411	131283		3265	134548	1535525	13161	13770	1536134	13131
1567089	123292		1443797	12234	36695		-24462	1967434	162774		1804660	139
1358213	6132		1352081	115			115	1745945	8918		1737027	1392

TABLE - 4.0 B **FIXED ASSETS (DETAIL)** **SINDH**
2015-16
Value in '000' Rs

Industry Code	Industrial Major Groups and Industry	No. of establishments	Dwellings, other buildings and structures			
			Acquisition, addition, alteration & major improvements during year	Sales proceeds of fixed assets disposed off during year	Capital formation on own account	Gross Fixed Capital Formation
1	2	3	4	5	6	7
13921	Madeup articles of any textile material	66	343397	2786		340611
13922	Made-up furnishing articles	9	44220			44220
1393 &	Carpets & rugs					
1394	Cordage, rope, twine & netting	6	155			155
13930 &	Floor coverings like carpets, rugs etc.					
13941	Twine, cordage, rope etc.	6	155			155
1399	Other textiles n.e.c.	139	340			340
13991	Labels/ badges etc.	12				
13992	Tulles/ laces & other net fabrics	125	340			340
13999	Others n.e.c.	2				
14	WEARING APPAREL	652	3650866	5844		3645022
141	Wearing apparel	560	3650866	5844		3645022
1410	Wearing apparel	560	3650866	5844		3645022
14101	Wearing apparel of leather	27	28299			28299
14102	Outerwear/ work wear	524	3613224	5844		3607380
14103	Underwear/ nightwear	4	3576			3576
14105	Other clothing accessories	5	5767			5767
143	Knitted & crocheted apparel	92				
1430	Knitted & crocheted apparel	92				
14302	Hosiery, socks, tights & pantyhose etc	92				
15	LEATHER PRODUCTS	111	228704	14058		214646
151	Tanning of leather & leather products	103	228704	14058		214646
1511	Tanning & dressing of leather	87	189810	14058		175752
15111	Tanning/ dressing of hides & skins	87	189810	14058		175752
1512	Luggage, h&bags, saddlery etc.	16	38895			38895
15121 &	Luggage, h&bags etc.					
15122	Articles of leather etc.	16	38895			38895
152	Footwear	8				
1520	Footwear	8				
15201	Footwear	8				
16	WOOD AND WOOD PRODUCTS	29	15510			15510
161	Sawmilling & planning of wood	5				
1610	Sawmilling & planning of wood	5				
16101 &	Sawing & planning of wood					
16102	Wooden railway sleepers	5				
162	Products of wood, cork, straw etc.	24	15510			15510
1621	Veneer sheets & wood-based panels	19	15510			15510
16212	Plywood/ veneer panel/ laminated sheets	5	15510			15510
16213	Particle board/ densified wood etc.	14				
1622	Builders' carpentry & joinery	2				
16221	Wooden goods of construction industry	2				
1623 &	Wooden containers					
1629	Other wood products	3				
16231 &	Packing boxes, crates, drums of wood					
16291	Wood products	3				
17	PAPER AND PAPER PRODUCTS	202	214000			214000
170	Paper & paper products	202	214000			214000
1701	Pulp, paper & paperboard	52	8638			8638
17013	Paper & paperboard	50	8638			8638
17019	Others n.e.c.	2				
1702	Corrugated paper/ paperboard & containers	133	197723			197723
17021	Corrugated paper/ paperboard containers	131	197723			197723
17022	Sacks, bags & similar articles of paper	2				
1709	Other articles of paper & paperboard	17	7638			7638
17091	Personal hygiene paper product	14	7638			7638
17099	Others n.e.c.	3				
18	PRINTING/REPRODUCTION OF RECORDED MEDIA	121	72509			72509
181	Printing	121	72509			72509
1811 &	Printing					
1812	Service related to printing	121	72509			72509
18111	Printing of newspapers/ magazines	76				
18112	Printing of books, brochures, maps etc	19	-25			-25
18113	Printing of postage stamps, cheques etc	2	2145			2145
18114	Printing of diaries & calendars etc	4				
18115 &	Printing on textile, glass, metal, wood					
18123	Plate/image-making setting services	20	70389			70389
19	COKE AND REFINED PETROLEUM PRODUCTS	30	72152			72152
192	Refined petroleum products	30	72152			72152
1920	Refined petroleum products	30	72152			72152

TABLE - 4.0 B **FIXED ASSETS (DETAIL)** **SINDH**
2015-16
Value in '000' Rs

Machinery and Equipment				Intellectual Property Products				Total				
Acquisition, addition, alteration & major improvements during year	Sales proceeds of fixed assets disposed off during year	Capital formation on own account	Gross Fixed Capital Formation	Acquisition, addition, alteration & major improvements during year	Sales proceeds of fixed assets disposed off during year	Capital formation on own account	Gross Fixed Capital Formation	Acquisition, addition, alteration & major improvements during year	Sales proceeds of fixed assets disposed off during year	Capital formation on own account	Gross Fixed Capital Formation	Industry Code
8	9	10	11	12	13	14	15	16	17	18	19	1
1179608	6132		1173476					1523004	8918		1514086	13921
178606			178606	115			115	222940			222940	13922
71958	215		71742					72113	215		71897	1393 & 1394
71958	215		71742					72113	215		71897	13930 & 13941
136918	116945		19973	12119	36695		-24577	149376	153640		-4264	1399
61099	116945		-55846	12119	36695		-24577	73218	153640		-80422	13991
75374			75374					75713			75713	13992
445			445					445			445	13999
17970252	111516		17858736	112994	3415		109579	21734111	120775		21613337	14
17775239	111516		17663723	112994	3415		109579	21539099	120775		21418324	141
17775239	111516		17663723	112994	3415		109579	21539099	120775		21418324	1410
281268	3293		277975	250			250	309817	3293		306524	14101
17096365	107520		16988844	112600	3415		109185	20822188	116779		20705409	14102
28882			28882					32458			32458	14103
368724	703		368022	144			144	374635	703		373933	14105
195012			195012					195012			195012	143
195012			195012					195012			195012	1430
195012			195012					195012			195012	14302
407155	52524		354630	914			914	636773	66582		570191	15
407155	52524		354630	914			914	636773	66582		570191	151
396708	40711		355997	914			914	587431	54769		532662	1511
396708	40711		355997	914			914	587431	54769		532662	15111
10447	11813		-1366					49342	11813		37529	1512
10447	11813		-1366					49342	11813		37529	15121 & 15122
												152
												1520
												15201
463817			463817	145			145	479472			479472	16
795			795					795			795	161
795			795					795			795	1610
795			795					795			795	16101 & 16102
463022			463022	145			145	478677			478677	162
463022			463022	145			145	478677			478677	1621
90822			90822					106332			106332	16212
372200			372200	145			145	372345			372345	16213
												1622
												16221
												1623 & 1629
												16231 & 16291
11735870	105022		11630848	2970	165		2805	11952840	105187		11847653	17
11735870	105022		11630848	2970	165		2805	11952840	105187		11847653	170
4178215	37384		4140831	1087	165		922	4187940	37549		4150391	1701
4176231	36419		4139812	660			660	4185529	36419		4149110	17013
1984	965		1019	427	165		262	2411	1130		1281	17019
7329193	51210		7277983	330			330	7527247	51210		7476037	1702
7328455	51210		7277245	330			330	7526509	51210		7475299	17021
738			738					738			738	17022
228462	16428		212034	1554			1554	237653	16428		221225	1709
143054	1147		141907	1554			1554	152245	1147		151098	17091
85408	15281		70127					85408	15281		70127	17099
1059686	7259		1052426	305			305	1132499	7259		1125240	18
1059686	7259		1052426	305			305	1132499	7259		1125240	181
1059686	7259		1052426	305			305	1132499	7259		1125240	1811 & 1812
556468			556468					556468			556468	18111
49944			49944	249			249	50168			50168	18112
41947			41947					44092			44092	18113
34361	1550		32811					34361	1550		32811	18114
376966	5709		371256	56			56	447410	5709		441701	18115 & 18123
1774897	22724	271	1752444	1341		157124	158465	1848390	22724	157395	1983061	19
1774897	22724	271	1752444	1341		157124	158465	1848390	22724	157395	1983061	192
1774897	22724	271	1752444	1341		157124	158465	1848390	22724	157395	1983061	1920

TABLE - 4.0 B **FIXED ASSETS (DETAIL)** **SINDH**
2015-16
Value in '000' Rs

Industry Code	Industrial Major Groups and Industry	No. of establishments	Dwellings, other buildings and structures			
			Acquisition, addition, alteration & major improvements during year	Sales proceeds of fixed assets disposed off during year	Capital formation on own account	Gross Fixed Capital Formation
1	2	3	4	5	6	7
19201	Production of motor fuel/ kerosene etc.	4	59496			59496
19203	Oil-based lubricating oils or greases	26	12656			12656
20	CHEMICALS AND CHEMICAL PRODUCTS	265	3014124	4107		3010017
201	Basic chemicals, fertilizers etc.	110	371460	40		371420
2011	Basic chemicals	93	107428	40		107389
20111	Inorganic industrial/ medical gases	62	37633			37633
20112	Dyes & pigments in basic form	10	59194	40		59155
20113	Manufacture of inorganic acids & bases	3	6123			6123
20115	Basic organic chemicals	9				
20119	Others n.e.c.	9	4478			4478
2012	Fertilizers & nitrogen compounds	7	107028			107028
20121	Fertilizers	7	107028			107028
2013	Plastics & synthetic rubber	10	157003			157003
20131	Plastics in primary forms	10	157003			157003
202 &	Other chemical products					
203	Man-made fibres	155	2642664	4067		2638597
2021	Pesticides/ agrochemical products etc	13				
20211	Insecticides/ fungicides/ herbicides	11				
20219	Other agrochemical products n.e.c.	2				
2022	Paints, varnishes & printing ink etc.	32	101517			101517
20221 &	Paints & varnishes etc					
20227	Printing ink	32	101517			101517
2023	Soap, perfumes & toilet preparations	70	2541139			2541139
20232	Soap	38	2270622			2270622
20234	Detergent, dish-washing preparation etc	2	2939			2939
20236	Perfumes & toilet preparations	30	267578			267578
2029 &	Other chemical products n.e.c.					
2030	Man-made fibres	40	8	4067		-4060
20292	Gelatine/ glues & prepared adhesives	21				
20294	Photographic plates, films etc	3		4067		-4067
20299 &	Others n.e.c.					
20303	Synthetic or artificial filament yarn	16	8			8
21	BASIC PHARMACEUTICAL PRODUCTS	211	1076656	5403		1071252
210	Pharmaceuticals	211	1076656	5403		1071252
2100	Pharmaceuticals	211	1076656	5403		1071252
21001	Medicinal active substances	195	1074128	5403		1068724
21003	Medicaments/ homeopathic preparations	12				
21009	Other such activities n.e.c.	4	2528			2528
22	RUBBER AND PLASTICS PRODUCTS	215	192692			192692
221	Rubber products	22	12827			12827
2211	Rubber tyres & tubes	5	12827			12827
22111	Rubber tyres	5	12827			12827
2219	Other rubber products	17				
22191	Other products of rubber	17				
222	Plastics products	193	179865			179865
2220	Plastics products	193	179865			179865
22201	Plastic products for packing of goods	172	179498			179498
22203	Plastic tableware, kitchenware etc	12				
22209	Other diverse plastic products	9	367			367
23	OTHER NON-METALLIC MINERAL PRODUCTS	548	364775			364775
231	Glass & glass products	33	31413			31413
2310	Glass & glass products	33	31413			31413
23101	Flat glass/ glass paving blocks	24	31413			31413
23102	Glass mirror/ bottle/ drinking glass	4				
23103	Pharmaceutical glassware etc.	5				
239	Non-metallic mineral products n.e.c.	515	333362			333362
2392	Clay building materials	353	27111			27111
23921	Ceramic tiles, mosaic cubes etc.	2	19846			19846
23922 &	Non-refractory clay building materials					
23923	Ceramic sanitary fixtures	351	7265			7265
2393	Other porcelain & ceramic products	9				
23931	Ceramic tableware & domestic articles	9				
2394	Cement, lime & plaster	5	273633			273633
23941	Clinkers & hydraulic cement	5	273633			273633
2395	Articles of concrete, cement & plaster	48	32618			32618
23951	Precast concrete, cement or stone	48	32618			32618
2396	Cutting, shaping & finishing of stone	100				
23961	Cutting, shaping & finishing of stone	100				
24	BASIC METALS	126	719678	15351		704327
241	Basic iron & steel	109	653765	15351		638414

TABLE - 4.0 B **FIXED ASSETS (DETAIL)** **SINDH**
2015-16
Value in '000' Rs

Machinery and Equipment				Intellectual Property Products				Total				
Acquisition, addition, alteration & major improvements during year	Sales proceeds of fixed assets disposed off during year	Capital formation on own account	Gross Fixed Capital Formation	Acquisition, addition, alteration & major improvements during year	Sales proceeds of fixed assets disposed off during year	Capital formation on own account	Gross Fixed Capital Formation	Acquisition, addition, alteration & major improvements during year	Sales proceeds of fixed assets disposed off during year	Capital formation on own account	Gross Fixed Capital Formation	Industry Code
8	9	10	11	12	13	14	15	16	17	18	19	1
1165400	21213		1144187			157124	157124	1224896	21213	157124	1360807	19201
609496	1510	271	608257	1341			1341	623493	1510	271	622254	19203
15426345	382085		15044260	1681		1754	3435	18442150	386192	1754	18057712	20
7747359	248881		7498478	578			578	8119398	248921		7870477	201
4012359	163147		3849212					4119788	163187		3956600	2011
2784454	118662		2665792					2822087	118662		2703425	20111
924100	42530		881570					983294	42570		940724	20112
68834			68834					74957			74957	20113
149866			149866					149866			149866	20115
85105	1955		83150					89583	1955		87628	20119
3406933	56907		3350026	509			509	3514470	56907		3457563	2012
3406933	56907		3350026	509			509	3514470	56907		3457563	20121
328067	28827		299241	69			69	485140	28827		456313	2013
328067	28827		299241	69			69	485140	28827		456313	20131
7678986	133204		7545782	1103		1754	2857	10322753	137271	1754	10187236	202 & 203
173458	28227		145231					173458	28227		145231	2021
173458	28227		145231					173458	28227		145231	20211
1200217	1127		1199090	201			201	1301936	1127		1300809	20219 2022
1200217	1127		1199090	201			201	1301936	1127		1300809	20221 & 20227
6009775	45435		5964340	902			902	8551815	45435		8506380	2023
5568768	37603		5531164	393			393	7839783	37603		7802180	20232
175814			175814					178753			178753	20234
265193	7832		257361	508			508	533279	7832		525447	20236
295536	58415		237121			1754	1754	295543	62482	1754	234815	2029 & 2030
1136	16918		-15782			1754	1754	1136	16918	1754	-14028	20292
151239	7266		143974					151239	11333		139906	20294
143161	34231		108930					143168	34231		108937	20299 & 20303
9293353	588361		8704993	51055	543	1352009	1402522	10421064	594306	1352009	11178767	21
9293353	588361		8704993	51055	543	1352009	1402522	10421064	594306	1352009	11178767	210
9293353	588361		8704993	51055	543	1352009	1402522	10421064	594306	1352009	11178767	2100
8956534	574315		8382219	47195	183	1352009	1399021	10077856	579901	1352009	10849964	21001
256885	11810		245075	3717	360		3358	260603	12170		248432	21003
79934	2235		77699	143			143	82605	2235		80370	21009
3510549	240106	404	3270847	33790	106		33683	3737030	240212	404	3497222	22
859870			859870	4075			4075	876772			876772	221
621510			621510					634337			634337	2211
621510			621510					634337			634337	22111
238360			238360	4075			4075	242435			242435	2219
238360			238360	4075			4075	242435			242435	22191
2650679	240106	404	2410977	29715	106		29608	2860258	240212	404	2620450	222
2650679	240106	404	2410977	29715	106		29608	2860258	240212	404	2620450	2220
2627866	239896	404	2388374	28547			28547	2835912	239896	404	2596420	22201
1728			1728	647			647	2376			2376	22203
21084	209		20875	520	106		414	21971	316		21655	22209
6942328	180606		6761722	4170	537	492	4124	7311273	181144	492	7130621	23
689376	16235		673141	423	447		-24	721213	16683		704530	231
689376	16235		673141	423	447		-24	721213	16683		704530	2310
682592	16235		666357	423	447		-24	714429	16683		697746	23101
2952			2952					2952			2952	23102
3831			3831					3831			3831	23103
6252952	164371		6088581	3746	90	492	4148	6590060	164461	492	6426091	239
156639	19736		136903	110	90	492	512	183860	19826	492	164526	2392
139854	19304		120550			492	492	159700	19304	492	140888	23921
16785	432		16353	110	90		20	24160	522		23638	23922 & 23923
												2393
5897144	51297		5845847					6170777	51297		6119479	23931 2394
5897144	51297		5845847					6170777	51297		6119479	23941
195689	93338		102351	3636			3636	231943	93338		138605	2395
195689	93338		102351	3636			3636	231943	93338		138605	23951
3480			3480					3480			3480	2396
3480			3480					3480			3480	23961
18972541	220533		18752008	35486			35486	19727704	235884		19491820	24
18879154	206276		18672878	35486			35486	19568405	221627		19346778	241

TABLE - 4.0 B **FIXED ASSETS (DETAIL)** **SINDH**
2015-16
Value in '000' Rs

Industry Code	Industrial Major Groups and Industry	No. of establishments	Dwellings, other buildings and structures			
			Acquisition, addition, alteration & major improvements during year	Sales proceeds of fixed assets disposed off during year	Capital formation on own account	Gross Fixed Capital Formation
1	2	3	4	5	6	7
2410	Basic iron & steel	109	653765	15351		638414
24103 &	Pure iron, granular iron & iron powder					
24104	Remelting of scrap ingot of iron/ steel	2	29761	1426		28335
24106	Hot/cold-rolled products of steel	81	165665			165665
24108	Welded tubes & pipes of steel	22	458340	13925		444415
24109	Others n.e.c.	4				
242	Basic precious & non-ferrous metals	13				
2420	Basic precious & non-ferrous metals	13				
24202 &	Aluminium & alloys					
24206	Chrome, manganese, nickel & alloys etc	13				
243	Casting of metals	4	65912			65912
2431	Casting of iron & steel	4	65912			65912
24311 &	Casting of iron					
24312	Casting of steel	4	65912			65912
25	FABRICATED METAL PRODUCTS	53	31688		55	31743
251	Structural metal products etc	15	3075			3075
2511	Structural metal products	11	3075			3075
25111 &	Metal framework/ skeleton etc					
25112	Metal door, window, shutter, gates etc	8	3075			3075
25119	Others n.e.c.	3				
2512	Tanks, reservoirs & containers of metal	2				
25122	Metal containers for gas	2				
2513	Steam generators	2				
25132	Parts for marine or power boilers/ nuclear reactors etc	2				
259	Other fabricated metal products	38	28613		55	28668
2593	Cutlery, h& tools & general hardware	7	18016		55	18071
25932 &	Knives, h& tools, saw blades etc					
25934	Other tools of such nature n.e.c.	7	18016		55	18071
2599	Other fabricated metal products n.e.c.	31	10597			10597
25991	Cans, drums, buckets, boxes, tins etc	8	767			767
25997	Various metal articles	5	9830			9830
25999	Others n.e.c.	18				
26	COMPUTER, ELECTRONIC AND OPTICAL PRODUCTS	6				
264	Consumer electronics	2				
2640	Consumer electronics	2				
26409	Others n.e.c.	2				
265	Measuring equipment; watches/ clocks	2				
2651	Measuring, navigating/ control equipment	2				
26516	Scales, balances & laboratory apparatus	2				
266 &	Electro medical/ electrotherapeutic equipment					
268	Magnetic & optical media	2				
2660 &	Irradiation, electro medical equipment					
2680	Magnetic & optical media	2				
26602 &	Electro medical/ electrotherapeutic equipment					
26801	Audio & video tapes/ cassettes	2				
27	ELECTRICAL EQUIPMENT	87	919921			919921
271	Electric motor, generator, transformer	23	252			252
2710	Electric motors, generators, transformers etc.	23	252			252
27101	Electric transformers	3				
27102	Electric motors/ power generators etc	3				
27103 &	Electric power distribution panel etc.					
27104	Switchboard apparatus, fuses, switches	6	252			252
27109	Others n.e.c.	11				
272	Batteries & accumulators	8	555900			555900
2720	Batteries & accumulators	8	555900			555900
27203	Lead acid/ lithium/ dry/ wet batteries	8	555900			555900
273	Wiring & wiring devices	24	77363			77363
2732	Other electric wires & cables	24	77363			77363
27320	Insulated wire & cable	24	77363			77363
274	Electric lighting equipment	3				
2740	Electric lighting equipment	3				
27401	Lamps, bulbs, ch&eliers,lanterns etc.	3				
275	Domestic appliances	23	286406			286406
2750	Domestic appliances	23	286406			286406
27501 &	Domestic electric appliances					
27503	Domestic non-electric cooking equipment	23	286406			286406
279	Other electrical equipment	6				
2790	Other electrical equipment	6				
27909	Others n.e.c.	6				
28	MACHINERY AND EQUIPMENT N.E.C.	97	99463			99463
281	General-purpose machinery	78	35626			35626
2813	Other pumps, compressors, taps & valves	14	35626			35626

TABLE - 4.0 B **FIXED ASSETS (DETAIL)** **SINDH**
2015-16
Value in '000' Rs

Machinery and Equipment				Intellectual Property Products				Total				
Acquisition, addition, alteration & major improvements during year	Sales proceeds of fixed assets disposed off during year	Capital formation on own account	Gross Fixed Capital Formation	Acquisition, addition, alteration & major improvements during year	Sales proceeds of fixed assets disposed off during year	Capital formation on own account	Gross Fixed Capital Formation	Acquisition, addition, alteration & major improvements during year	Sales proceeds of fixed assets disposed off during year	Capital formation on own account	Gross Fixed Capital Formation	Industry Code
8	9	10	11	12	13	14	15	16	17	18	19	1
18879154	206276		18672878	35486			35486	19568405	221627		19346778	2410
												24103 &
200465	5437		195028					230226	6863		223363	24104
10788590	59156		10729434	34470			34470	10988725	59156		10929569	24106
7890099	141683		7748416	1016			1016	8349454	155608		8193846	24108
												24109
16492			16492					16492			16492	242
16492			16492					16492			16492	2420
												24202 &
16492			16492					16492			16492	24206
76895	14257		62637					142807	14257		128550	243
76895	14257		62637					142807	14257		128550	2431
												24311 &
76895	14257		62637					142807	14257		128550	24312
383939	45695		338244	6610			6610	422237	45695	55	376597	25
48088			48088					51163			51163	251
44928			44928					48003			48003	2511
												25111 &
44505			44505					47580			47580	25112
423			423					423			423	25119
												2512
												25122
3160			3160					3160			3160	2513
3160			3160					3160			3160	25132
335851	45695		290156	6610			6610	371074	45695	55	325434	259
194470	44975		149495					212485	44975	55	167565	2593
												25932 &
194470	44975		149495					212485	44975	55	167565	25934
141381	720		140661	6610			6610	158588	720		157868	2599
70802	19		70783					71569	19		71550	25991
60428	701		59727					70258	701		69557	25997
10152			10152	6610			6610	16761			16761	25999
												26
												264
												2640
												26409
												265
												2651
												26516
												266 &
												268
												2660 &
												2680
												26602 &
												26801
5565140	409457		5155683	11100	5742		5358	6496161	415199		6080962	27
223226	138948		84278	9741	5742		3999	233219	144691		88528	271
223226	138948		84278	9741	5742		3999	233219	144691		88528	2710
												27101
1189			1189					1189			1189	27102
												27103 &
219488	138948		80540	9741	5742		3999	229481	144691		84790	27104
2549			2549					2549			2549	27109
1508695	185212		1323483					2064595	185212		1879383	272
1508695	185212		1323483					2064595	185212		1879383	2720
1508695	185212		1323483					2064595	185212		1879383	27203
760182	37837		722345	1246			1246	838791	37837		800954	273
760182	37837		722345	1246			1246	838791	37837		800954	2732
760182	37837		722345	1246			1246	838791	37837		800954	27320
35719	25560		10159					35719	25560		10159	274
35719	25560		10159					35719	25560		10159	2740
35719	25560		10159					35719	25560		10159	27401
3037318	21900		3015418	113			113	3323838	21900		3301938	275
3037318	21900		3015418	113			113	3323838	21900		3301938	2750
												27501 &
3037318	21900		3015418	113			113	3323838	21900		3301938	27503
												279
												2790
												27909
511260	9587		501673	4713			4713	615436	9587		605849	28
352418	775		351642	4713			4713	392757	775		391982	281
163401	775		162626	4511			4511	203538	775		202763	2813

TABLE - 4.0 B **FIXED ASSETS (DETAIL)** **SINDH**
2015-16
Value in '000' Rs

Industry Code	Industrial Major Groups and Industry	No. of establishments	Dwellings, other buildings and structures			
			Acquisition, addition, alteration & major improvements during year	Sales proceeds of fixed assets disposed off during year	Capital formation on own account	Gross Fixed Capital Formation
1	2	3	4	5	6	7
28132	Pumps for liquids	12	146			146
28133 &	Pumps for engines/ motor vehicle pumps					
28134	Industrial taps/ valves & h& pump etc	2	35480			35480
2819	Other general-purpose machinery	64				
28191	Industrial freezing equipment etc.	2				
28193 &	Filtering or purifying machinery					
28198	Parts for general-purpose machinery	59				
28199	Others n.e.c.	3				
282	Special-purpose machinery	19	63837			63837
2821	Agricultural & forestry machinery	7				
28211	Tractors	2				
28214	Soil preparation, planting machinery	2				
28219	Diverse agricultural machinery	3				
2822	Metal-forming machinery & machine tools	3				
28222	Tools for grinding, drilling, boring	3				
2825 &	Food, beverage & tobacco machinery					
2826	Textile, apparel & leather machinery	9	63837			63837
28259 &	Food processing machinery					
28261	Textile machinery	9	63837			63837
29	MOTOR VEHICLES, TRAILERS AND SEMI	227	772747	3681	225980	995046
291	Motor vehicles	12	233204.0 B86309958	2162	225980	457020
2910	Motor vehicles	12	233204.0 B86309958	2162	225980	457020
29101	Passenger cars, commercial busses etc.	12	233204.0 B86309958	2162	225980	457020
292	Motor vehicle bodies, trailers etc	7	800			800
2920	Motor bodies, trailers & semi-trailers	7	800			800
29202	Trailers & semi-trailers	7	800			800
293	Parts & accessories for motor vehicles	208	538746	1520		537226
2930	Parts & accessories for motor vehicles	208	538746	1520		537226
29301	Parts & accessories for motor vehicles	208	538746	1520		537226
30	OTHER TRANSPORT EQUIPMENT	21	263291	2121		261170
309	Transport equipment n.e.c.	21	263291	2121		261170
3091	Motorcycles	21	263291	2121		261170
30911	Motorcycles, engines for motorcycles	13	263291			263291
30912	Parts & accessories for motorcycles.	8		2121		-2121
31	FURNITURE	31	5314			5314
310	Furniture	31	5314			5314
3100	Furniture	31	5314			5314
31001	Furniture & fixtures.	27	5114			5114
31004	Furniture for kitchen bedrooms etc.	4	200			200
32	OTHER MANUFACTURING	58				
321	Jewellery, bijouterie etc	35				
3211 &	Jewellery & related articles					
3212	Imitation jewellery & related articles	35				
32113 &	Jewellery, goldsmiths' articles.					
32121	Costume or imitation jewellery.	35				
325	Medical & dental instruments & supplies	9				
3250	Medical & dental instruments & supplies	9				
32509	Others n.e.c.	9				
329	Other manufacturing n.e.c.	14				
3290	Other manufacturing n.e.c.	14				
32902	Brooms & brushes.	2				
32903	Pens, pencils & stamps etc.	5				
32909	Others n.e.c.	7				

TABLE - 4.0 B **FIXED ASSETS (DETAIL)** **SINDH**
2015-16
Value in '000' Rs

Machinery and Equipment				Intellectual Property Products				Total				
Acquisition, addition, alteration & major improvements during year	Sales proceeds of fixed assets disposed off during year	Capital formation on own account	Gross Fixed Capital Formation	Acquisition, addition, alteration & major improvements during year	Sales proceeds of fixed assets disposed off during year	Capital formation on own account	Gross Fixed Capital Formation	Acquisition, addition, alteration & major improvements during year	Sales proceeds of fixed assets disposed off during year	Capital formation on own account	Gross Fixed Capital Formation	Industry Code
8	9	10	11	12	13	14	15	16	17	18	19	1
144656	775		143881	4511			4511	149313	775		148538	28132
												28133 &
18745			18745					54225			54225	28134
189017			189017	202			202	189219			189219	2819
												28191
												28193 &
322			322					322			322	28198
188695			188695	202			202	188897			188897	28199
158842	8811		150031					222679	8811		213867	282
24391			24391					24391			24391	2821
15465			15465					15465			15465	28211
8169			8169					8169			8169	28214
757			757					757			757	28219
10			10					10			10	2822
10			10					10			10	28222
												2825 &
134441	8811		125630					198278	8811		189466	2826
												28259 &
134441	8811		125630					198278	8811		189466	28261
5448712	832184	809197	5425724	89888		19735	109623	6311346	835866	1054912	6530393	29
1211454	377109	809197	1643541	3281		19735	23016	1447936	379271	1054912	2123577	291
1211454	377109	809197	1643541	3281		19735	23016	1447936	379271	1054912	2123577	2910
1211454	377109	809197	1643541	3281		19735	23016	1447936	379271	1054912	2123577	29101
								800			800	292
								800			800	2920
								800			800	29202
4237258	455075		3782183	86607			86607	4862610	456595		4406016	293
4237258	455075		3782183	86607			86607	4862610	456595		4406016	2930
4237258	455075		3782183	86607			86607	4862610	456595		4406016	29301
4223434			4223434					4486725	2121		4484605	30
4223434			4223434					4486725	2121		4484605	309
4223434			4223434					4486725	2121		4484605	3091
4159829			4159829					4423120			4423120	30911
63605			63605					63605	2121		61485	30912
30873			30873					36187			36187	31
30873			30873					36187			36187	310
30873			30873					36187			36187	3100
30804			30804					35918			35918	31001
69			69					269			269	31004
16621			16621	2110			2110	18731			18731	32
												321
												3211 &
												3212
												32113 &
												32121
2402			2402					2402			2402	325
2402			2402					2402			2402	3250
2402			2402					2402			2402	32509
14219			14219	2110			2110	16328			16328	329
14219			14219	2110			2110	16328			16328	3290
14219			14219	2110			2110	16328			16328	32902
												32903
												32909

TABLE - 5.0 **INDUSTRIAL COST** **SINDH**
2015-16
Value in '000' Rs

Industry Code	Industrial Major Groups and Industry	No. of establishments	Total industrial cost Col (5+6+7- 8)	Raw material purchased	Cost of fuel, electricity & water consumed	Payments made for repair, maintenance, contract & commission	Changes in inventories of input materials
1	2	3	4	5	6	7	8
C	**ALL INDUSTIRES**	**6299**	**3438237508**	**3188137243**	**226034687**	**60520568**	**36454990**
10	FOOD PRODUCTS	1682	777657442	762401741	21531162	9699091	15974552
101	Processing & preserving of meat	5	11635230	11731942	137131	45203	279045
1010	Processing & preserving of meat	5	11635230	11731942	137131	45203	279045
10102	Fresh, chilled or frozen meat	5	11635230	11731942	137131	45203	279045
102	Processing & preserving of fish	14	1342692	1247397	107359	12841	24905
1020	Processing/ preserving of fish, molluscs	14	1342692	1247397	107359	12841	24905
10202	Fish, crustacean & mollusc products	14	1342692	1247397	107359	12841	24905
103	Processing of fruit/ vegetables	26	7988697	7075271	321547	397157	-194722
1030	Processing/ preserving of fruit/ vegetables	26	7988697	7075271	321547	397157	-194722
10302	Preserving of fruit, nuts or vegetables	24	2585620	2330191	71092	181913	-2424
10305	Jams, jellies & marmalades	2	5403077	4745080	250455	215244	-192298
104	Vegetable & animal oils/ fats	313	321738578	324336535	5831879	2599632	11029468
1040	Vegetable & animal oils & fats	313	321738578	324336535	5831879	2599632	11029468
10401	Crude / refined vegetable oils	164	280677728	283134102	5200451	2502343	10159168
10405	Cotton linters.	131	39396169	39450226	585168	80720	719945
10406	Oilcakes & others	18	1664682	1752207	46260	16570	150355
105	Dairy products	18	33287528	31228596	1128449	928719	-1764
1050	Dairy products	18	33287528	31228596	1128449	928719	-1764
10501	fresh liquid milk & milk-based drinks	8	33102949	31062805	1113718	923525	-2901
10506 &	Ice cream & other edible ice.						
10509	Others n.e.c.	10	184579	165791	14731	5194	1137
106	Grain mill products, starches etc	926	151582867	148277285	5834385	553971	3082773
1061 &	Grain mill products						
1062	Starches & starch products	926	151582867	148277285	5834385	553971	3082773
10611	Grain milling.	221	53219723	52877386	1429638	226050	1313351
10612	Rice milling.	603	77912607	77828514	1516860	235985	1668751
10613 &	Vegetable milling						
10621	Starches from rice, potatoes, maize etc.	102	20450537	17571385	2887887	91936	100671
107	Other food products	333	233727615	221426735	7756422	5083373	538915
1071	Bakery products	112	40996981	37876589	2534920	652815	67343
10711	Bread & rolls	36	4648557	4041651	579206	87196	59496
10712	Pastry, cakes, pies etc.	5	249688	196232	43820	9317	-319
10713	Rusks, biscuits & bakery products	47	33161366	31380438	1292249	483441	-5238
10719	Others n.e.c.	24	2937370	2258267	619644	72862	13404
1072	Sugar	36	98411527	95696797	1647860	1429871	363000
10721	Sugar & sugar substitutes	36	98411527	95696797	1647860	1429871	363000
1073	Chocolate & sugar confectionery	32	26836396	24166555	1446318	1246407	22884
10732	Chocolate & sugar confectionery	32	26836396	24166555	1446318	1246407	22884
1079	Other food products n.e.c.	153	67482711	63686794	2127324	1754280	85687
10792	Blending of tea & mate	7	24515844	23788271	485504	200030	-42040
10794 &	Infant formula or baby foods etc						
10795	Prepared foods/sandwiches, fresh pizza etc.	3	3134685	2963721	192423	955	22414
10796	Spices, sauces & condiments	34	27290306	25328704	778295	1467832	284524
10798	Processing of salt	15	187515	161538	23448	2620	90
10799	Others n.e.c.	94	12354360	11444560	647655	82844	-179302
108	Prepared animal feeds	47	16354235	17077980	413992	78195	1215932
1080	Prepared animal feeds	47	16354235	17077980	413992	78195	1215932
10802	Prepared feeds for farm animals	47	16354235	17077980	413992	78195	1215932
11	BEVERAGES	38	27189226	25795475	933319	892903	432471
110	Beverages	38	27189226	25795475	933319	892903	432471
1104	Soft drinks, mineral waters etc	38	27189226	25795475	933319	892903	432471
11041	Non-alcoholic beverages	9	10106971	9686801	411229	26996	18055
11042	Natural mineral waters/ bottled waters	17	929949	816321	103975	10912	1259
11043	Soft drinks like lemonade, cola etc.	12	16152306	15292353	418115	854995	413156
12	TOBACCO PRODUCTS	10	504165	336157	22478	390873	245343
120	Tobacco products	10	504165	336157	22478	390873	245343
1200	Tobacco products	10	504165	336157	22478	390873	245343
12001	Tobacco products & substitutes etc.	10	504165	336157	22478	390873	245343
13	TEXTILES	1479	640246709	552364593	70976441	15091974	-1813700
131	Spinning, weaving, finishing of textile	1259	596852820	512140593	68264111	14526479	-1921638
1311	Spinning of textile fibres	219	282980570	245114489	33549131	3410648	-906302
13112	Spinning of yarn or thread	219	282980570	245114489	33549131	3410648	-906302
1312	Weaving of textiles	817	273127871	235923794	25583667	9888683	-1731728
13121	Broad woven fabrics	590	242256661	207996795	24039171	8574964	-1645730
13129	Others n.e.c.	227	30871211	27926999	1544496	1313719	-85997
1313	Finishing of textiles	223	40744378	31102310	9131313	1227148	716392
13131	Bleaching & dyeing of fabrics	223	40744378	31102310	9131313	1227148	716392
139	Other textiles	220	43393888	40224000	2712330	565496	107938
1392	Made-up textile articles	75	33863804	31476590	1934217	428330	-24667

TABLE - 5.0 **INDUSTRIAL COST** **SINDH**
2015-16
Value in '000' Rs

Industry Code	Industrial Major Groups and Industry	No. of establishments	Total industrial cost Col (5+6+7- 8)	Raw material purchased	Cost of fuel, electricity & water consumed	Payments made for repair, maintenance, contract & commission	Changes in inventories of input materials
1	2	3	4	5	6	7	8
13921	Madeup articles of any textile material	66	27320241	24957529	1738676	297165	-326870
13922	Made-up furnishing articles	9	6543563	6519061	195541	131165	302203
1393 &	Carpets & rugs						
1394	Cordage, rope, twine & netting	6	1932765	1697991	191610	59312	16148
13930 &	Floor coverings like carpets, rugs etc.						
13941	Twine, cordage, rope etc.	6	1932765	1697991	191610	59312	16148
1399	Other textiles n.e.c.	139	7597320	7049419	586504	77853	116456
13991	Labels/ badges etc.	12	2240493	2523679	60868	34226	378280
13992	Tulles/ laces & other net fabrics	125	5317743	4489974	522307	43505	-261956
13999	Others n.e.c.	2	39084	35766	3329	122	133
14	WEARING APPAREL	652	233304366	211384436	15479644	7151636	711348
141	Wearing apparel	560	220068077	200228541	14367870	6368263	896597
1410	Wearing apparel	560	220068077	200228541	14367870	6368263	896597
14101	Wearing apparel of leather	27	6448241	5673133	248706	858403	332000
14102	Outerwear/ work wear	524	206989351	188163045	13650783	5440122	264600
14103	Underwear/ nightwear	4	1537776	1432968	74246	10034	-20528
14105	Other clothing accessories	5	5092709	4959395	394135	59704	320525
143	Knitted & crocheted apparel	92	13236289	11155895	1111773	783372	-185249
1430	Knitted & crocheted apparel	92	13236289	11155895	1111773	783372	-185249
14302	Hosiery, socks, tights & pantyhose etc	92	13236289	11155895	1111773	783372	-185249
15	LEATHER PRODUCTS	111	19640851	19524287	766500	370806	1020742
151	Tanning of leather & leather products	103	19555351	19438787	766500	370806	1020742
1511	Tanning & dressing of leather	87	18752070	18781193	733955	295527	1058605
15111	Tanning/ dressing of hides & skins	87	18752070	18781193	733955	295527	1058605
1512	Luggage, h&bags, saddlery etc.	16	803281	657594	32545	75278	-37863
15121 &	Luggage, h&bags etc.						
15122	Articles of leather etc.	16	803281	657594	32545	75278	-37863
152	Footwear	8	85500	85500			
1520	Footwear	8	85500	85500			
15201	Footwear	8	85500	85500			
16	WOOD AND WOOD PRODUCTS	29	18168227	17218482	1115714	48297	214266
161	Sawmilling & planning of wood	5	9963078	10021467	21767	2000	82155
1610	Sawmilling & planning of wood	5	9963078	10021467	21767	2000	82155
16101 &	Sawing & planning of wood						
16102	Wooden railway sleepers	5	9963078	10021467	21767	2000	82155
162	Products of wood, cork, straw etc.	24	8205149	7197016	1093947	46297	132111
1621	Veneer sheets & wood-based panels	19	8123417	7119016	1091126	45583	132308
16212	Plywood/ veneer panel/ laminated sheets	5	2973615	2684590	221152	41534	-26339
16213	Particle board/ densified wood etc.	14	5149802	4434427	869974	4049	158647
1622	Builders' carpentry & joinery	2	31629	30857	771		
16221	Wooden goods of construction industry	2	31629	30857	771		
1623 &	Wooden containers						
1629	Other wood products	3	50103	47142	2050	714	-197
16231 &	Packing boxes, crates, drums of wood						
16291	Wood products	3	50103	47142	2050	714	-197
17	PAPER AND PAPER PRODUCTS	202	72317015	63507952	8841868	649073	681878
170	Paper & paper products	202	72317015	63507952	8841868	649073	681878
1701	Pulp, paper & paperboard	52	21109741	17026498	4146288	74664	137709
17013	Paper & paperboard	50	20857448	16793824	4129329	73208	138913
17019	Others n.e.c.	2	252293	232674	16959	1456	-1204
1702	Corrugated paper/ paperboard & containers	133	45517639	41045057	4552541	302598	382557
17021	Corrugated paper/ paperboard containers	131	44386202	39976403	4490141	302215	382557
17022	Sacks, bags & similar articles of paper	2	1131437	1068654	62400	383	
1709	Other articles of paper & paperboard	17	5689635	5436397	143039	271812	161613
17091	Personal hygiene paper product	14	3264011	3253802	41330	113395	144516
17099	Others n.e.c.	3	2425624	2182595	101709	158417	17097
18	PRINTING/REPRODUCTION OF RECORDED MEDIA	121	27331386	25311617	1395464	404164	-220142
181	Printing	121	27331386	25311617	1395464	404164	-220142
1811 &	Printing						
1812	Service related to printing	121	27331386	25311617	1395464	404164	-220142
18111	Printing of newspapers/ magazines	76	9232197	8129504	759342	87063	-256288
18112	Printing of books, brochures, maps etc	19	2407028	2251307	87996	62434	-5291
18113	Printing of postage stamps, cheques etc	2	6385267	6172598	133057	95502	15890
18114	Printing of diaries & calendars etc	4	572664	433676	107233	31189	-566
18115 &	Printing on textile, glass, metal, wood						
18123	Plate/image-making setting services	20	8734231	8324532	307836	127976	26113
19	COKE AND REFINED PETROLEUM PRODUCTS	30	408193624	392121299	13936867	2690639	555181
192	Refined petroleum products	30	408193624	392121299	13936867	2690639	555181
1920	Refined petroleum products	30	408193624	392121299	13936867	2690639	555181

TABLE - 5.0 **INDUSTRIAL COST** **SINDH**
2015-16
Value in '000' Rs

Industry Code	Industrial Major Groups and Industry	No. of establishments	Total industrial cost Col (5+6+7- 8)	Raw material purchased	Cost of fuel, electricity & water consumed	Payments made for repair, maintenance, contract & commission	Changes in inventories of input materials
1	2	3	4	5	6	7	8
19201	Production of motor fuel/ kerosene etc.	4	379835721	368329098	9037513	2469110	
19203	Oil-based lubricating oils or greases	26	28357903	23792201	4899354	221529	555181
20	CHEMICALS AND CHEMICAL PRODUCTS	265	291752286	265386286	30578088	6137422	10349511
201	Basic chemicals, fertilizers etc.	110	203368868	168338453	27345200	5703312	-1981902
2011	Basic chemicals	93	97278280	80010701	14052847	1827623	-1387109
20111	Inorganic industrial/ medical gases	62	21466551	12726210	7570185	1121752	-48404
20112	Dyes & pigments in basic form	10	9447329	8956576	363365	149323	21934
20113	Manufacture of inorganic acids & bases	3	2922235	2541877	453767	16517	89926
20115	Basic organic chemicals	9	10966119	9011154	1873670	76996	-4299
20119	Others n.e.c.	9	52476045	46774883	3791860	463036	-1446266
2012	Fertilizers & nitrogen compounds	7	67097728	52017009	11273873	3794617	-12229
20121	Fertilizers	7	67097728	52017009	11273873	3794617	-12229
2013	Plastics & synthetic rubber	10	38992860	36310744	2018480	81072	-582564
20131	Plastics in primary forms	10	38992860	36310744	2018480	81072	-582564
202 &	Other chemical products						
203	Man-made fibres	155	88383418	97047833	3232888	434110	12331413
2021	Pesticides/ agrochemical products etc	13	11503118	11156995	133858	25334	-186931
20211	Insecticides/ fungicides/ herbicides	11	11181749	10868360	103780	21917	-187692
20219	Other agrochemical products n.e.c.	2	321369	288634	30077	3418	760
2022	Paints, varnishes & printing ink etc.	32	20388374	30188165	474034	27288	10301114
20221 &	Paints & varnishes etc						
20227	Printing ink	32	20388374	30188165	474034	27288	10301114
2023	Soap, perfumes & toilet preparations	70	48201601	48144162	1847782	301492	2091835
20232	Soap	38	28843010	28473523	1209564	182544	1022621
20234	Detergent, dish-washing preparation etc	2	12277281	11930175	369414	50332	72640
20236	Perfumes & toilet preparations	30	7081310	7740464	268804	68616	996574
2029 &	Other chemical products n.e.c.						
2030	Man-made fibres	40	8290326	7558511	777214	79996	125395
20292	Gelatine/ glues & prepared adhesives	21	1874719	1832384	283680	30214	271559
20294	Photographic plates, films etc	3	189305	180380	9682	1921	2677
20299 &	Others n.e.c.						
20303	Synthetic or artificial filament yarn	16	6226301	5545747	483853	47861	-148841
21	BASIC PHARMACEUTICAL PRODUCTS	211	201061726	189230520	6119545	8268705	2557044
210	Pharmaceuticals	211	201061726	189230520	6119545	8268705	2557044
2100	Pharmaceuticals	211	201061726	189230520	6119545	8268705	2557044
21001	Medicinal active substances	195	196916353	185165656	5974975	8157661	2381939
21003	Medicaments/ homeopathic preparations	12	1990089	1883803	74555	69746	38016
21009	Other such activities n.e.c.	4	2155284	2181061	70015	41297	137089
22	RUBBER AND PLASTICS PRODUCTS	215	76647582	65447460	9819477	945347	-435298
221	Rubber products	22	8968615	7806727	974298	144851	-42739
2211	Rubber tyres & tubes	5	5535216	5043597	756857	99558	364795
22111	Rubber tyres	5	5535216	5043597	756857	99558	364795
2219	Other rubber products	17	3433399	2763130	217441	45293	-407535
22191	Other products of rubber	17	3433399	2763130	217441	45293	-407535
222	Plastics products	193	67678967	57640733	8845179	800496	-392559
2220	Plastics products	193	67678967	57640733	8845179	800496	-392559
22201	Plastic products for packing of goods	172	65944490	56104748	8643377	763471	-432895
22203	Plastic tableware, kitchenware etc	12	888956	792935	86870	10594	1443
22209	Other diverse plastic products	9	845521	743050	114932	26432	38894
23	OTHER NON-METALLIC MINERAL PRODUCTS	548	46492293	21830537	23060416	1508591	-92749
231	Glass & glass products	33	6499000	4197884	2233807	40447	-26863
2310	Glass & glass products	33	6499000	4197884	2233807	40447	-26863
23101	Flat glass/ glass paving blocks	24	5897180	3795793	2088168	26200	12982
23102	Glass mirror/ bottle/ drinking glass	4	19702	25306	996		6600
23103	Pharmaceutical glassware etc.	5	582118	376785	144643	14247	-46444
239	Non-metallic mineral products n.e.c.	515	39993293	17632653	20826610	1468144	-65886
2392	Clay building materials	353	8949050	6320582	2523169	151930	46632
23921	Ceramic tiles, mosaic cubes etc.	2	3811529	2094063	1671477	142341	96352
23922 &	Non-refractory clay building materials						
23923	Ceramic sanitary fixtures	351	5137521	4226519	851692	9589	-49720
2393	Other porcelain & ceramic products	9	866355	777000	102675	555	13875
23931	Ceramic tableware & domestic articles	9	866355	777000	102675	555	13875
2394	Cement, lime & plaster	5	24444576	5352240	17886296	1255532	49492
23941	Clinkers & hydraulic cement	5	24444576	5352240	17886296	1255532	49492
2395	Articles of concrete, cement & plaster	48	4010602	3724637	107345	33977	-144644
23951	Precast concrete, cement or stone	48	4010602	3724637	107345	33977	-144644
2396	Cutting, shaping & finishing of stone	100	1722709	1458194	207124	26150	-31241
23961	Cutting, shaping & finishing of stone	100	1722709	1458194	207124	26150	-31241
24	BASIC METALS	126	168411038	155643825	12412182	1292506	937475
241	Basic iron & steel	109	165346920	153206855	12000448	938199	798582

TABLE - 5.0 **INDUSTRIAL COST** **SINDH**
2015-16
Value in '000' Rs

Industry Code	Industrial Major Groups and Industry	No. of establishments	Total industrial cost Col (5+6+7- 8)	Raw material purchased	Cost of fuel, electricity & water consumed	Payments made for repair, maintenance, contract & commission	Changes in inventories of input materials
1	2	3	4	5	6	7	8
2410	Basic iron & steel	109	165346920	153206855	12000448	938199	798582
24103 &	Pure iron, granular iron & iron powder						
24104	Remelting of scrap ingot of iron/ steel	2	9567819	6395510	2971183	74840	-126286
24106	Hot/cold-rolled products of steel	81	120548886	110829005	7678304	357007	-1684570
24108	Welded tubes & pipes of steel	22	35016095	35782340	1337001	506192	2609438
24109	Others n.e.c.	4	214120	200000	13960	160	
242	Basic precious & non-ferrous metals	13	1939329	1531817	192013	349692	134193
2420	Basic precious & non-ferrous metals	13	1939329	1531817	192013	349692	134193
24202 &	Aluminium & alloys						
24206	Chrome, manganese, nickel & alloys etc	13	1939329	1531817	192013	349692	134193
243	Casting of metals	4	1124790	905153	219722	4615	4700
2431	Casting of iron & steel	4	1124790	905153	219722	4615	4700
24311 &	Casting of iron						
24312	Casting of steel	4	1124790	905153	219722	4615	4700
25	FABRICATED METAL PRODUCTS	53	9537668	8422509	648116	136717	-330326
251	Structural metal products etc	15	1027589	900820	55526	9503	-61740
2511	Structural metal products	11	706441	577172	48203	3104	-77962
25111 &	Metal framework/ skeleton etc						
25112	Metal door, window, shutter, gates etc	8	557490	530344	45689	3042	21585
25119	Others n.e.c.	3	148951	46828	2514	62	-99547
2512	Tanks, reservoirs & containers of metal	2	70286	61779	3259		-5248
25122	Metal containers for gas	2	70286	61779	3259		-5248
2513	Steam generators	2	250862	261869	4064	6399	21470
25132	Parts for marine or power boilers/ nuclear reactors etc.	2	250862	261869	4064	6399	21470
259	Other fabricated metal products	38	8510079	7521689	592589	127214	-268586
2593	Cutlery, h& tools & general hardware	7	5442981	5034745	348007	60117	-112
25932 &	Knives, h& tools, saw blades etc						
25934	Other tools of such nature n.e.c.	7	5442981	5034745	348007	60117	-112
2599	Other fabricated metal products n.e.c.	31	3067098	2486944	244583	67097	-268474
25991	Cans, drums, buckets, boxes, tins etc	8	548121	388405	67204	39064	-53448
25997	Various metal articles	5	993861	743249	26781	6876	-216955
25999	Others n.e.c.	18	1525116	1355289	150598	21157	1929
26	COMPUTER, ELECTRONIC AND OPTICAL PRODUCTS	6	615287	517088	87879	10341	21
264	Consumer electronics	2	9445	7555	1667	244	21
2640	Consumer electronics	2	9445	7555	1667	244	21
26409	Others n.e.c.	2	9445	7555	1667	244	21
265	Measuring equipment; watches/ clocks	2	197272	116413	70862	9997	
2651	Measuring, navigating/ control equipment	2	197272	116413	70862	9997	
26516	Scales, balances & laboratory apparatus	2	197272	116413	70862	9997	
266 &	Electro medical/ electrotherapeutic equipment						
268	Magnetic & optical media	2	408570	393120	15350	100	
2660 &	Irradiation, electro medical equipment						
2680	Magnetic & optical media	2	408570	393120	15350	100	
26602 &	Electro medical/ electrotherapeutic equipment						
26801	Audio & video tapes/ cassettes	2	408570	393120	15350	100	
27	ELECTRICAL EQUIPMENT	87	111703238	107559753	4041904	1122579	1020997
271	Electric motor, generator, transformer	23	17041298	15855241	245359	180951	-759747
2710	Electric motors, generators, transformers etc.	23	17041298	15855241	245359	180951	-759747
27101	Electric transformers	3					
27102	Electric motors/ power generators etc	3	6594081	6592357	1725		
27103 &	Electric power distribution panel etc.						
27104	Switchboard apparatus, fuses, switches	6	9931030	8813877	177608	179634	-759911
27109	Others n.e.c.	11	516187	449007	66026	1317	164
272	Batteries & accumulators	8	51105978	47970572	2794584	480943	140120
2720	Batteries & accumulators	8	51105978	47970572	2794584	480943	140120
27203	Lead acid/ lithium/ dry/ wet batteries	8	51105978	47970572	2794584	480943	140120
273	Wiring & wiring devices	24	23568543	23087369	680738	305767	505331
2732	Other electric wires & cables	24	23568543	23087369	680738	305767	505331
27320	Insulated wire & cable	24	23568543	23087369	680738	305767	505331
274	Electric lighting equipment	3	215387	261360	4358	19711	70042
2740	Electric lighting equipment	3	215387	261360	4358	19711	70042
27401	Lamps, bulbs, ch&eliers,lanterns etc.	3	215387	261360	4358	19711	70042
275	Domestic appliances	23	19540576	20180249	310269	119935	1069877
2750	Domestic appliances	23	19540576	20180249	310269	119935	1069877
27501 &	Domestic electric appliances						
27503	Domestic non-electric cooking equipment	23	19540576	20180249	310269	119935	1069877
279	Other electrical equipment	6	231457	204963	6596	15272	-4626
2790	Other electrical equipment	6	231457	204963	6596	15272	-4626
27909	Others n.e.c.	6	231457	204963	6596	15272	-4626
28	MACHINERY AND EQUIPMENT N.E.C.	97	14371634	13925579	311534	66302	-68219
281	General-purpose machinery	78	9760919	9516005	257056	45995	58136
2813	Other pumps, compressors, taps & valves	14	7202832	7184801	71423	16922	70314

TABLE - 5.0 **INDUSTRIAL COST** **SINDH**
2015-16
Value in '000' Rs

Industry Code	Industrial Major Groups and Industry	No. of establishments	Total industrial cost Col (5+6+7- 8)	Raw material purchased	Cost of fuel, electricity & water consumed	Payments made for repair, maintenance, contract & commission	Changes in inventories of input materials
1	2	3	4	5	6	7	8
28132	Pumps for liquids	12	6612477	6615601	53579	9725	66428
28133 &	Pumps for engines/ motor vehicle pumps						
28134	Industrial taps/ valves & h& pump etc	2	590355	569200	17844	7197	3886
2819	Other general-purpose machinery	64	2558088	2331204	185632	29073	-12179
28191	Industrial freezing equipment etc.	2	24236	10473	1412	917	-11434
28193 &	Filtering or purifying machinery						
28198	Parts for general-purpose machinery	59	2386156	2181634	176444	27260	-818
28199	Others n.e.c.	3	147696	139097	7777	896	74
282	Special-purpose machinery	19	4610715	4409574	54479	20308	-126355
2821	Agricultural & forestry machinery	7	2953026	2840113	34945	9365	-68603
28211	Tractors	2	2522685	2427332	16040	8813	-70500
28214	Soil preparation, planting machinery	2	370100	355000	14700	400	
28219	Diverse agricultural machinery	3	60241	57781	4205	152	1897
2822	Metal-forming machinery & machine tools	3	321400	314000	6700	700	
28222	Tools for grinding, drilling, boring	3	321400	314000	6700	700	
2825 &	Food, beverage & tobacco machinery						
2826	Textile, apparel & leather machinery	9	1336289	1255461	12834	10243	-57752
28259 &	Food processing machinery						
28261	Textile machinery	9	1336289	1255461	12834	10243	-57752
29	MOTOR VEHICLES, TRAILERS AND SEMI	227	250314715	247552426	3250412	3225177	3713300
291	Motor vehicles	12	175743120	174492700	855318	2051402	1656299
2910	Motor vehicles	12	175743120	174492700	855318	2051402	1656299
29101	Passenger cars, commercial busses etc.	12	175743120	174492700	855318	2051402	1656299
292	Motor vehicle bodies, trailers etc	7	510283	484900	25383		
2920	Motor bodies, trailers & semi-trailers	7	510283	484900	25383		
29202	Trailers & semi-trailers	7	510283	484900	25383		
293	Parts & accessories for motor vehicles	208	74061312	72574826	2369711	1173775	2057001
2930	Parts & accessories for motor vehicles	208	74061312	72574826	2369711	1173775	2057001
29301	Parts & accessories for motor vehicles	208	74061312	72574826	2369711	1173775	2057001
30	OTHER TRANSPORT EQUIPMENT	21	36626022	36734386	395357	345638	849359
309	Transport equipment n.e.c.	21	36626022	36734386	395357	345638	849359
3091	Motorcycles	21	36626022	36734386	395357	345638	849359
30911	Motorcycles, engines for motorcycles	13	36114831	36252132	362823	342958	843082
30912	Parts & accessories for motorcycles.	8	511191	482255	32534	2679	6277
31	FURNITURE	31	1954410	1955652	72424	10491	84156
310	Furniture	31	1954410	1955652	72424	10491	84156
3100	Furniture	31	1954410	1955652	72424	10491	84156
31001	Furniture & fixtures.	27	1875986	1879342	70530	10389	84274
31004	Furniture for kitchen bedrooms etc.	4	78424	76310	1894	102	-118
32	OTHER MANUFACTURING	58	4196596	3965184	237894	61296	67778
321	Jewellery, bijouterie etc	35	627686	521505	85129	543	-20509
3211 &	Jewellery & related articles						
3212	Imitation jewellery & related articles	35	627686	521505	85129	543	-20509
32113 &	Jewellery, goldsmiths' articles.						
32121	Costume or imitation jewellery.	35	627686	521505	85129	543	-20509
325	Medical & dental instruments & supplies	9	302561	240239	495	44320	-17508
3250	Medical & dental instruments & supplies	9	302561	240239	495	44320	-17508
32509	Others n.e.c.	9	302561	240239	495	44320	-17508
329	Other manufacturing n.e.c.	14	3266349	3203440	152271	16432	105795
3290	Other manufacturing n.e.c.	14	3266349	3203440	152271	16432	105795
32902	Brooms & brushes.	2	161053	245781	3761	7566	96055
32903	Pens, pencils & stamps etc.	5	2428849	2337786	91063		
32909	Others n.e.c.	7	676448	619874	57447	8866	9739

TABLE - 6.0 **NON-INDUSTRIAL COST** **SINDH**

2015-16

Value in '000' Rs

Industry Code	Industry Major Groups & Industries	No. of establishments	Total non-industrial costs (Col 5 to 13)	Payments for transport	Copyrights, royalties, etc.	Payments for postage, telephone, telegraph,, telex, fax, etc.	Printing and stationery costs	Legal and professional expenses	Payments made for advertisements	Travelling expenses	Other expenses
1	2	3	4	5	6	7	8	9	10	11	12
C	**ALL INDUSTIRES**	**6299**	**303565538**	**54924673**	**9592490**	**5993805**	**3978772**	**6655611**	**53631299**	**17799824**	**150989063**
10	FOOD PRODUCTS	1682	61971180	13041095	571619	1247599	450998	1266938	23881365	1701718	19809848
101	Processing & preserving of meat	5	1968655	1371946		23215	3698	19654	92637	89649	367856
1010	Processing & preserving of meat	5	1968655	1371946		23215	3698	19654	92637	89649	367856
10102	Fresh, chilled or frozen meat	5	1968655	1371946		23215	3698	19654	92637	89649	367856
102	Processing & preserving of fish	14	89151	29992		813	623	511		1137	56074
1020	Processing/ preserving of fish, molluscs	14	89151	29992		813	623	511		1137	56074
10202	Fish, crustacean & mollusc products	14	89151	29992		813	623	511		1137	56074
103	Processing of fruit/ vegetables	26	1582543	242122		13596	7892	24995	821157	43232	429548
1030	Processing/ preserving of fruit/ vegetables	26	1582543	242122		13596	7892	24995	821157	43232	429548
10302	Preserving of fruit, nuts or vegetables	24	546408	213170		7154	802	12211	214170		98900
10305	Jams, jellies & marmalades	2	1036135	28952		6442	7090	12784	606987	43232	330648
104	Vegetable & animal oils/ fats	313	14352507	4894902	4048	126257	201249	261308	3868291	274440	4722013
1040	Vegetable & animal oils & fats	313	14352507	4894902	4048	126257	201249	261308	3868291	274440	4722013
10401	Crude / refined vegetable oils	164	13688944	4860317	1235	66798	142119	248258	3861869	262391	4245958
10405	Cotton linters.	131	603706	30182	2683	58900	58246	12367	5812	10948	424568
10406	Oilcakes & others	18	59857	4403	130	559	884	683	610	1101	51487
105	Dairy products	18	5601152	672427	1670	302321	3734	110851	2852258	274338	1383553
1050	Dairy products	18	5601152	672427	1670	302321	3734	110851	2852258	274338	1383553
10501	fresh liquid milk & milk-based drinks	8	5571633	660888	1670	301864	3339	108032	2851438	274028	1370374
10506 &	Ice cream & other edible ice.										
10509	Others n.e.c.	10	29520	11539		457	395	2820	820	310	13179
106	Grain mill products, starches etc	926	4176479	1161267	1838	137569	52882	67073	26068	126015	2603768
1061 &	Grain mill products										
1062	Starches & starch products	926	4176479	1161267	1838	137569	52882	67073	26068	126015	2603768
10611	Grain milling.	221	886540	297319	1838	23258	23944	16073	17299	18976	487834
10612	Rice milling.	603	1726109	586264		15407	21372	20060	4113	58729	1020165
10613 &	Vegetable milling										
10621	Starches from rice, potatoes, maize etc.	102	1563831	277684		98904	7566	30940	4656	48310	1095769
107	Other food products	333	33551245	4509449	564063	637464	178531	770900	16219967	872268	9798603
1071	Bakery products	112	9105596	1727493	137860	128720	25020	189142	5286164	196590	1414606
10711	Bread & rolls	36	450651	36122		9661	2206	39898	112119	27367	223278
10712	Pastry, cakes, pies etc.	5	48663	3306		2252	1116	2317	7293	500	31879
10713	Rusks, biscuits & bakery products	47	7610073	1642591		66236	16939	137601	4862001	168093	716611
10719	Others n.e.c.	24	996209	45474	137860	50571	4759	9326	304751	630	442838
1072	Sugar	36	3379762	209350		70592	36520	227730	18470	160699	2656401
10721	Sugar & sugar substitutes	36	3379762	209350		70592	36520	227730	18470	160699	2656401
1073	Chocolate & sugar confectionery	32	4669659	1072815	298828	70956	25857	107016	2489962	1550	602675
10732	Chocolate & sugar confectionery	32	4669659	1072815	298828	70956	25857	107016	2489962	1550	602675
1079	Other food products n.e.c.	153	16396228	1499791	127376	367195	91135	247012	8425371	513429	5124921
10792	Blending of tea & mate	7	11324430	1105436		270900	70738	126415	5880422	118568	3751952
10794 &	Infant formula or baby foods etc										
10795	Prepared foods/sandwiches, fresh pizza etc.	3	77891	5078		2028	1630	7631	24041	17876	19607
10796	Spices, sauces & condiments	34	4308141	303191	127240	85292	14839	103749	2491701	357950	824179
10798	Processing of salt	15	13404	4829		508	256	527		845	6438
10799	Others n.e.c.	94	672362	81257	135	8468	3671	8689	29207	18191	522744
108	Prepared animal feeds	47	649447	158990		6364	2389	11646	987	20639	448432
1080	Prepared animal feeds	47	649447	158990		6364	2389	11646	987	20639	448432
10802	Prepared feeds for farm animals	47	649447	158990		6364	2389	11646	987	20639	448432
11	BEVERAGES	38	2468793	747981		47856	4606	39950	958532	49561	620307
110	Beverages	38	2468793	747981		47856	4606	39950	958532	49561	620307
1104	Soft drinks, mineral waters etc	38	2468793	747981		47856	4606	39950	958532	49561	620307
11041	Non-alcoholic beverages	9	401786	109454		2883	1588	7473	136247	8730	135411
11042	Natural mineral waters/ bottled waters	17	382828	13150		8754	2359	1241	330061	1741	25522
11043	Soft drinks like lemonade, cola etc.	12	1684180	625378		36220	659	31236	492224	39089	459374
12	TOBACCO PRODUCTS	10	5019	889		516	94	292			3229
120	Tobacco products	10	5019	889		516	94	292			3229
1200	Tobacco products	10	5019	889		516	94	292			3229
12001	Tobacco products & substitutes etc.	10	5019	889		516	94	292			3229
13	TEXTILES	1479	56298804	8745821	377954	1173112	1257480	962813	3698031	2872774	37210819
131	Spinning, weaving, finishing of textile	1259	49297504	7608853	371487	1110500	1191413	853946	3683818	2698864	31778624
1311	Spinning of textile fibres	219	20533753	3046071	339130	473007	398290	360366	2765047	977568	12174273
13112	Spinning of yarn or thread	219	20533753	3046071	339130	473007	398290	360366	2765047	977568	12174273
1312	Weaving of textiles	817	24961551	4088166	22422	569946	453733	360604	885287	1596034	16985358
13121	Broad woven fabrics	590	21850031	3447241	9403	521557	398229	292267	861094	1454028	14866212
13129	Others n.e.c.	227	3111519	640925	13019	48389	55504	68337	24193	142006	2119145
1313	Finishing of textiles	223	3802201	474616	9935	67546	339390	132976	33484	125262	2618993
13131	Bleaching & dyeing of fabrics	223	3802201	474616	9935	67546	339390	132976	33484	125262	2618993
139	Other textiles	220	7001300	1136968	6466	62613	66067	108867	14213	173910	5432195
1392	Made-up textile articles	75	5214023	823864	4179	38284	20917	83804	10079	120060	4112837

TABLE - 6.0 **NON-INDUSTRIAL COST** **SINDH**

2015-16

Value in '000' Rs

Industry Code	Industry Major Groups & Industries	No. of establishments	Total non-industrial costs (Col 5 to 13)	Payments for transport	Copyrights, royalties, etc.	Payments for postage, telephone, telegraph,, telex, fax, etc.	Printing and stationery costs	Legal and professional expenses	Payments made for advertisements	Travelling expenses	Other expenses
1	2	3	4	5	6	7	8	9	10	11	12
13921	Madeup articles of any textile material	66	3861863	621375	2338	22286	15355	69378	6219	73013	3051899
13922	Made-up furnishing articles	9	1352160	202489	1840	15998	5562	14427	3860	47047	1060938
1393 &	Carpets & rugs										
1394	Cordage, rope, twine & netting	6	158787	30720		7008	2469	2212	3689	14402	98286
13930 &	Floor coverings like carpets, rugs etc.										
13941	Twine, cordage, rope etc.	6	158787	30720		7008	2469	2212	3689	14402	98286
1399	Other textiles n.e.c.	139	1628490	282385	2288	17321	42681	22850	445	39448	1221072
13991	Labels/ badges etc.	12	1285597	237292	2288	5601	4284	14526	445	16515	1004647
13992	Tulles/ laces & other net fabrics	125	341390	45051		11636	38392	8112		22933	215266
13999	Others n.e.c.	2	1503	42		83	6	213			1159
14	WEARING APPAREL	652	35073331	4546691	179700	530228	368794	596677	733249	1093371	27024621
141	Wearing apparel	560	34523980	4477247	179700	514932	364609	560317	723845	1060678	26642652
1410	Wearing apparel	560	34523980	4477247	179700	514932	364609	560317	723845	1060678	26642652
14101	Wearing apparel of leather	27	604216	122434		31169	3177	7464	43242	81839	314891
14102	Outerwear/ work wear	524	32892309	4200524	143736	472930	358125	528707	669416	923228	25595644
14103	Underwear/ nightwear	4	33254	8500		4366	847	670	5	3131	15735
14105	Other clothing accessories	5	994201	145788	35964	6467	2460	23476	11183	52480	716382
143	Knitted & crocheted apparel	92	549351	69445		15296	4185	36360	9403	32693	381969
1430	Knitted & crocheted apparel	92	549351	69445		15296	4185	36360	9403	32693	381969
14302	Hosiery, socks, tights & pantyhose etc	92	549351	69445		15296	4185	36360	9403	32693	381969
15	LEATHER PRODUCTS	111	2073443	548775		76203	11607	25443	113105	94165	1204146
151	Tanning of leather & leather products	103	2073443	548775		76203	11607	25443	113105	94165	1204146
1511	Tanning & dressing of leather	87	1978966	494152		70834	11561	24885	113105	94080	1170349
15111	Tanning/ dressing of hides & skins	87	1978966	494152		70834	11561	24885	113105	94080	1170349
1512	Luggage, h&bags, saddlery etc.	16	94477	54623		5369	47	558		84	33796
15121 &	Luggage, h&bags etc.										
15122	Articles of leather etc.	16	94477	54623		5369	47	558		84	33796
152	Footwear	8									
1520	Footwear	8									
15201	Footwear	8									
16	WOOD AND WOOD PRODUCTS	29	174792	20386		4351	2296	7084	202	10632	129842
161	Sawmilling & planning of wood	5	17473	5000		100	507			500	11367
1610	Sawmilling & planning of wood	5	17473	5000		100	507			500	11367
16101 &	Sawing & planning of wood										
16102	Wooden railway sleepers	5	17473	5000		100	507			500	11367
162	Products of wood, cork, straw etc.	24	157319	15386		4251	1790	7084	202	10132	118475
1621	Veneer sheets & wood-based panels	19	153130	13955		3850	1614	6989	202	10012	116509
16212	Plywood/ veneer panel/ laminated sheets	5	98754	6651		1090	566	3383		4952	82111
16213	Particle board/ densified wood etc.	14	54376	7304		2760	1048	3606	202	5060	34398
1622	Builders' carpentry & joinery	2									
16221	Wooden goods of construction industry	2									
1623 &	Wooden containers										
1629	Other wood products	3	4189	1431		401	176	95		120	1966
16231 &	Packing boxes, crates, drums of wood										
16291	Wood products	3	4189	1431		401	176	95		120	1966
17	PAPER AND PAPER PRODUCTS	202	3433485	383926	287269	57361	50500	245190	358093	183437	1867708
170	Paper & paper products	202	3433485	383926	287269	57361	50500	245190	358093	183437	1867708
1701	Pulp, paper & paperboard	52	410008	56579		6652	5173	10645	6684	16847	307428
17013	Paper & paperboard	50	389945	43803		5915	4982	10161	6646	15390	303048
17019	Others n.e.c.	2	20063	12776		737	191	484	38	1457	4380
1702	Corrugated paper/ paperboard & containers	133	2214221	134153	287269	25378	19088	207689	15651	80573	1444421
17021	Corrugated paper/ paperboard containers	131	2201280	132942	287269	24951	18922	207657	15651	80573	1433316
17022	Sacks, bags & similar articles of paper	2	12941	1211		427	166	32			11105
1709	Other articles of paper & paperboard	17	809256	193194		25331	26239	26856	335758	86017	115860
17091	Personal hygiene paper product	14	435863	115078		11603	13431	20948	145701	57670	71431
17099	Others n.e.c.	3	373393	78116		13728	12808	5908	190057	28347	44429
18	PRINTING/REPRODUCTION OF RECORDED MEDIA	121	2496435	167799	103	281832	40409	47651	12038	70468	1876135
181	Printing	121	2496435	167799	103	281832	40409	47651	12038	70468	1876135
1811 &	Printing										
1812	Service related to printing	121	2496435	167799	103	281832	40409	47651	12038	70468	1876135
18111	Printing of newspapers/ magazines	76	1780584	43433		256941	19090	26185	528	26372	1408034
18112	Printing of books, brochures, maps etc	19	121683	30175		6192	2483	2907	160	2786	76981
18113	Printing of postage stamps, cheques etc	2	153607	15801		4000	1595	849	8303	10651	112408
18114	Printing of diaries & calendars etc	4	22717	5041		3452	559	425	48	436	12756
18115 &	Printing on textile, glass, metal, wood										
18123	Plate/image-making setting services	20	417844	73349	103	11247	16682	17285	2999	30224	265956
19	COKE AND REFINED PETROLEUM PRODUCTS	30	3632716	473838	4379	65182	63047	248380	177660	179245	2420984
192	Refined petroleum products	30	3632716	473838	4379	65182	63047	248380	177660	179245	2420984
1920	Refined petroleum products	30	3632716	473838	4379	65182	63047	248380	177660	179245	2420984

TABLE - 6.0 **NON-INDUSTRIAL COST** **SINDH**

2015-16

Value in '000' Rs

Industry Code	Industry Major Groups & Industries	No. of establishments	Total non-industrial costs (Col 5 to 13)	Payments for transport	Copyrights, royalties, etc.	Payments for postage, telephone, telegraph,, telex, fax, etc.	Printing and stationery costs	Legal and professional expenses	Payments made for advertisements	Travelling expenses	Other expenses
1	2	3	4	5	6	7	8	9	10	11	12
19201	Production of motor fuel/ kerosene etc.	4	2334789	341735	4379	53800	53079	226425	38507	144460	1472404
19203	Oil-based lubricating oils or greases	26	1297927	132104		11382	9968	21955	139153	34785	948580
20	CHEMICALS AND CHEMICAL PRODUCTS	265	46541441	13240067	823267	783529	544445	540167	11522885	2112003	16975078
201	Basic chemicals, fertilizers etc.	110	21890453	9997085	792835	587184	95352	300116	891531	1229519	7996832
2011	Basic chemicals	93	8052185	2602127	39860	233183	81131	175148	312789	643397	3964551
20111	Inorganic industrial/ medical gases	62	3701967	2028319		156400	2791	53911	301478	458255	700813
20112	Dyes & pigments in basic form	10	1441940	238786	39860	51044	54605	85204	8695	39267	924480
20113	Manufacture of inorganic acids & bases	3	204379	88524		2452	1180	7319	507	20690	83707
20115	Basic organic chemicals	9	326111	228125		3572	4162	16981		7252	66017
20119	Others n.e.c.	9	2377788	18372		19715	18393	11732	2109	117933	2189534
2012	Fertilizers & nitrogen compounds	7	11453817	7051061	751068	347139	8395	112368	569020	545381	2069384
20121	Fertilizers	7	11453817	7051061	751068	347139	8395	112368	569020	545381	2069384
2013	Plastics & synthetic rubber	10	2384451	343896	1907	6862	5826	12600	9722	40741	1962898
20131	Plastics in primary forms	10	2384451	343896	1907	6862	5826	12600	9722	40741	1962898
202 &	Other chemical products										
203	Man-made fibres	155	24650988	3242982	30432	196345	449093	240051	10631354	882485	8978246
2021	Pesticides/ agrochemical products etc	13	825794	69194	21327	9518	3327	11855	121406	45267	543900
20211	Insecticides/ fungicides/ herbicides	11	818648	66753	21327	8703	3029	11568	121406	45032	540830
20219	Other agrochemical products n.e.c.	2	7146	2440		815	298	287		235	3070
2022	Paints, varnishes & printing ink etc.	32	462239	48888	2239	8885	2664	7013	12197	5934	374420
20221 &	Paints & varnishes etc										
20227	Printing ink	32	462239	48888	2239	8885	2664	7013	12197	5934	374420
2023	Soap, perfumes & toilet preparations	70	22676716	3016309	6867	153048	428912	188275	10474076	745033	7664196
20232	Soap	38	12501283	1805684	2157	105092	407754	121943	6107810	264673	3686170
20234	Detergent, dish-washing preparation etc	2	7552899	733924		25515	9712	21338	3154921	359155	3248334
20236	Perfumes & toilet preparations	30	2622534	476700	4710	22441	11447	44994	1211345	121206	729691
2029 &	Other chemical products n.e.c.										
2030	Man-made fibres	40	686239	108592		24894	14189	32907	23675	86250	395730
20292	Gelatine/ glues & prepared adhesives	21	163988	48636		9631	2075	18922	10442	15593	58689
20294	Photographic plates, films etc	3	112382			4398	304	1130		4571	101979
20299 &	Others n.e.c.										
20303	Synthetic or artificial filament yarn	16	409869	59956		10866	11810	12855	13234	66086	235062
21	BASIC PHARMACEUTICAL PRODUCTS	211	46240918	4130467	928731	941207	702823	1276633	8278887	7101778	22880393
210	Pharmaceuticals	211	46240918	4130467	928731	941207	702823	1276633	8278887	7101778	22880393
2100	Pharmaceuticals	211	46240918	4130467	928731	941207	702823	1276633	8278887	7101778	22880393
21001	Medicinal active substances	195	45629728	4076874	927934	931255	698922	1257825	8020334	7063790	22652794
21003	Medicaments/ homeopathic preparations	12	99125	6943	797	2570	1217	5584	13703	2328	65985
21009	Other such activities n.e.c.	4	512064	46650		7382	2684	13224	244850	35660	161614
22	RUBBER AND PLASTICS PRODUCTS	215	2671333	559625	207399	103185	58514	89854	95311	135244	1422202
221	Rubber products	22	825798	203992	206604	18238	8591	16679	69904	42773	259019
2211	Rubber tyres & tubes	5	602308	138881	206604	6962	2985	10427	69600	35332	131518
22111	Rubber tyres	5	602308	138881	206604	6962	2985	10427	69600	35332	131518
2219	Other rubber products	17	223490	65111		11276	5606	6252	304	7441	127501
22191	Other products of rubber	17	223490	65111		11276	5606	6252	304	7441	127501
222	Plastics products	193	1845535	355633	795	84947	49923	73175	25407	92471	1163183
2220	Plastics products	193	1845535	355633	795	84947	49923	73175	25407	92471	1163183
22201	Plastic products for packing of goods	172	1737074	338627	85	82392	47599	68030	25407	88461	1086472
22203	Plastic tableware, kitchenware etc	12	52727	6731		740	809	2978		3016	38453
22209	Other diverse plastic products	9	55734	10275	709	1815	1515	2167		994	38258
23	OTHER NON-METALLIC MINERAL PRODUCTS	548	4881490	1662920	11963	127738	49066	129386	325126	238802	2336489
231	Glass & glass products	33	913014	139203		23551	1635	19071	242900	40085	446569
2310	Glass & glass products	33	913014	139203		23551	1635	19071	242900	40085	446569
23101	Flat glass/ glass paving blocks	24	839771	137056		20855	853	16568	242900	35478	386061
23102	Glass mirror/ bottle/ drinking glass	4	205			123	31	11			40
23103	Pharmaceutical glassware etc.	5	73038	2147		2573	751	2492		4607	60468
239	Non-metallic mineral products n.e.c.	515	3968475	1523717	11963	104187	47431	110314	82226	198717	1889920
2392	Clay building materials	353	694690	385133		11155	13951	13479	26889	69351	174731
23921	Ceramic tiles, mosaic cubes etc.	2	521888	283108		9796	10506	12959	26819	68120	110580
23922 &	Non-refractory clay building materials										
23923	Ceramic sanitary fixtures	351	172802	102025		1359	3445	520	70	1231	64151
2393	Other porcelain & ceramic products	9	30941	4163	416	139	278	416			25530
23931	Ceramic tableware & domestic articles	9	30941	4163	416	139	278	416			25530
2394	Cement, lime & plaster	5	2837231	982907	7746	83088	21603	87333	39281	106102	1509171
23941	Clinkers & hydraulic cement	5	2837231	982907	7746	83088	21603	87333	39281	106102	1509171
2395	Articles of concrete, cement & plaster	48	279766	127457	273	4143	4438	6411	12329	20307	104408
23951	Precast concrete, cement or stone	48	279766	127457	273	4143	4438	6411	12329	20307	104408
2396	Cutting, shaping & finishing of stone	100	125847	24057	3527	5662	7161	2675	3727	2957	76081
23961	Cutting, shaping & finishing of stone	100	125847	24057	3527	5662	7161	2675	3727	2957	76081
24	BASIC METALS	126	6049238	1884850	860	131341	41958	304435	195526	316936	3173332
241	Basic iron & steel	109	5761421	1864629	860	127458	38943	296826	195465	314133	2923105

TABLE - 6.0 **NON-INDUSTRIAL COST** **SINDH**

2015-16

Value in '000' Rs

Industry Code	Industry Major Groups & Industries	No. of establishments	Total non-industrial costs (Col 5 to 13)	Payments for transport	Copyrights, royalties, etc.	Payments for postage, telephone, telegraph,, telex, fax, etc.	Printing and stationery costs	Legal and professional expenses	Payments made for advertisements	Travelling expenses	Other expenses
1	2	3	4	5	6	7	8	9	10	11	12
2410	Basic iron & steel	109	5761421	1864629	860	127458	38943	296826	195465	314133	2923105
24103 &	Pure iron, granular iron & iron powder										
24104	Remelting of scrap ingot of iron/ steel	2	592277	222490		8078	2008	36131	34732	36108	252730
24106	Hot/cold-rolled products of steel	81	2310474	173401		39085	27327	174604	42857	199569	1653633
24108	Welded tubes & pipes of steel	22	2855059	1467939		80195	8919	86092	117876	78457	1015582
24109	Others n.e.c.	4	3610	800	860	100	690				1160
242	Basic precious & non-ferrous metals	13	51674	1253		1837	855	2162	61	882	44623
2420	Basic precious & non-ferrous metals	13	51674	1253		1837	855	2162	61	882	44623
24202 &	Aluminium & alloys										
24206	Chrome, manganese, nickel & alloys etc	13	51674	1253		1837	855	2162	61	882	44623
243	Casting of metals	4	236143	18968		2046	2159	5446		1921	205604
2431	Casting of iron & steel	4	236143	18968		2046	2159	5446		1921	205604
24311 &	Casting of iron										
24312	Casting of steel	4	236143	18968		2046	2159	5446		1921	205604
25	FABRICATED METAL PRODUCTS	53	1558552	276980		38735	17733	71308	450250	98662	604884
251	Structural metal products etc	15	68982	10403		1325	1280	2852	807	2809	49507
2511	Structural metal products	11	9811	2692		304	435	1285		251	4844
25111 &	Metal framework/ skeleton etc										
25112	Metal door, window, shutter, gates etc	8	5137	1915		251	149	71		151	2600
25119	Others n.e.c.	3	4674	777		53	286	1214		100	2244
2512	Tanks, reservoirs & containers of metal	2	9213	6925				1017		1272	
25122	Metal containers for gas	2	9213	6925				1017		1272	
2513	Steam generators	2	49958	786		1021	845	550	807	1286	44663
25132	Parts for marine or power boilers/ nuclear reactor	2	49958	786		1021	845	550	807	1286	44663
259	Other fabricated metal products	38	1489570	266577		37410	16453	68456	449443	95853	555377
2593	Cutlery, h& tools & general hardware	7	1307390	221297		31058	11430	59758	447372	77954	458520
25932 &	Knives, h& tools, saw blades etc										
25934	Other tools of such nature n.e.c.	7	1307390	221297		31058	11430	59758	447372	77954	458520
2599	Other fabricated metal products n.e.c.	31	182179	45280		6351	5023	8698	2071	17899	96857
25991	Cans, drums, buckets, boxes, tins etc	8	27928	3162		1977	1492	4931	2061	4912	9394
25997	Various metal articles	5	71520	1701		295	432	605	10	11153	57324
25999	Others n.e.c.	18	82731	40417		4080	3099	3163		1834	30139
26	COMPUTER, ELECTRONIC AND OPTICAL PRODUCT	6	88195	7465		1461	1446	2336	52	6954	68481
264	Consumer electronics	2	1077	288		97	60	26	52	75	479
2640	Consumer electronics	2	1077	288		97	60	26	52	75	479
26409	Others n.e.c.	2	1077	288		97	60	26	52	75	479
265	Measuring equipment; watches/ clocks	2	57225	5711		807	628	844		3110	46125
2651	Measuring, navigating/ control equipment	2	57225	5711		807	628	844		3110	46125
26516	Scales, balances & laboratory apparatus	2	57225	5711		807	628	844		3110	46125
266 &	Electro medical/ electrotherapeutic equipment										
268	Magnetic & optical media	2	29893	1466		557	758	1466		3769	21877
2660 &	Irradiation, electro medical equipment										
2680	Magnetic & optical media	2	29893	1466		557	758	1466		3769	21877
26602 &	Electro medical/ electrotherapeutic equipment										
26801	Audio & video tapes/ cassettes	2	29893	1466		557	758	1466		3769	21877
27	ELECTRICAL EQUIPMENT	87	12211398	2055871	425320	175747	92183	147201	1509109	751242	7054727
271	Electric motor, generator, transformer	23	2376005	129484	10577	41768	17493	28868	33152	305826	1808837
2710	Electric motors, generators, transformers etc.	23	2376005	129484	10577	41768	17493	28868	33152	305826	1808837
27101	Electric transformers	3									
27102	Electric motors/ power generators etc	3	66				66				
27103 &	Electric power distribution panel etc.										
27104	Switchboard apparatus, fuses, switches	6	2367329	129142	10577	41447	17296	28116	33152	305556	1802043
27109	Others n.e.c.	11	8611	342		321	131	752		270	6794
272	Batteries & accumulators	8	5925241	989234	414743	35554	22085	37714	720486	237145	3468280
2720	Batteries & accumulators	8	5925241	989234	414743	35554	22085	37714	720486	237145	3468280
27203	Lead acid/ lithium/ dry/ wet batteries	8	5925241	989234	414743	35554	22085	37714	720486	237145	3468280
273	Wiring & wiring devices	24	2462005	525698		45656	23352	41689	322628	145214	1357768
2732	Other electric wires & cables	24	2462005	525698		45656	23352	41689	322628	145214	1357768
27320	Insulated wire & cable	24	2462005	525698		45656	23352	41689	322628	145214	1357768
274	Electric lighting equipment	3	75997	33386		266	203	2338	10480	5024	24300
2740	Electric lighting equipment	3	75997	33386		266	203	2338	10480	5024	24300
27401	Lamps, bulbs, ch&eliers,lanterns etc.	3	75997	33386		266	203	2338	10480	5024	24300
275	Domestic appliances	23	1321186	377374		51905	27357	35284	419418	55324	354525
2750	Domestic appliances	23	1321186	377374		51905	27357	35284	419418	55324	354525
27501 &	Domestic electric appliances										
27503	Domestic non-electric cooking equipment	23	1321186	377374		51905	27357	35284	419418	55324	354525
279	Other electrical equipment	6	50963	694		598	1694	1308	2945	2709	41016
2790	Other electrical equipment	6	50963	694		598	1694	1308	2945	2709	41016
27909	Others n.e.c.	6	50963	694		598	1694	1308	2945	2709	41016
28	MACHINERY AND EQUIPMENT N.E.C.	97	807636	84795		40251	10569	25534	5388	93095	548004
281	General-purpose machinery	78	436951	61006		19367	9249	9318	872	16946	320193
2813	Other pumps, compressors, taps & valves	14	165637	28325		12265	3631	3082	872	8712	108750

TABLE - 6.0 **NON-INDUSTRIAL COST** **SINDH**

2015-16

Value in '000' Rs

Industry Code	Industry Major Groups & Industries	No. of establishments	Total non-industrial costs (Col 5 to 13)	Payments for transport	Copyrights, royalties, etc.	Payments for postage, telephone, telegraph,, telex, fax, etc.	Printing and stationery costs	Legal and professional expenses	Payments made for advertisements	Travelling expenses	Other expenses
1	2	3	4	5	6	7	8	9	10	11	12
28132	Pumps for liquids	12	116216	23285		10927	3154	1501	872	8712	67765
28133 &	Pumps for engines/ motor vehicle pumps										
28134	Industrial taps/ valves & h& pump etc	2	49421	5040		1338	477	1581			40985
2819	Other general-purpose machinery	64	271314	32681		7102	5618	6236		8234	211442
28191	Industrial freezing equipment etc.	2	2163	44		89	43	228		78	1681
28193 &	Filtering or purifying machinery										
28198	Parts for general-purpose machinery	59	262283	29865		6597	5355	5629		7414	207423
28199	Others n.e.c.	3	6868	2772		416	221	379		742	2338
282	Special-purpose machinery	19	370685	23789		20884	1320	16216	4516	76149	227811
2821	Agricultural & forestry machinery	7	155411	6997		2365	308	5798	2593	14381	122969
28211	Tractors	2	154778	6937		2303	202	5778	2593	14336	122629
28214	Soil preparation, planting machinery	2	58			30	7	16			5
28219	Diverse agricultural machinery	3	575	60		32	99	4		45	335
2822	Metal-forming machinery & machine tools	3	12350	2500		50	100			200	9500
28222	Tools for grinding, drilling, boring	3	12350	2500		50	100			200	9500
2825 &	Food, beverage & tobacco machinery										
2826	Textile, apparel & leather machinery	9	202924	14292		18469	912	10418	1923	61568	95342
28259 &	Food processing machinery										
28261	Textile machinery	9	202924	14292		18469	912	10418	1923	61568	95342
29	MOTOR VEHICLES, TRAILERS AND SEMI	227	11379591	2016174	4379706	144208	164813	578737	765291	531742	2798920
291	Motor vehicles	12	7988334	1600184	3678346	66779	66433	353371	635976	311888	1275356
2910	Motor vehicles	12	7988334	1600184	3678346	66779	66433	353371	635976	311888	1275356
29101	Passenger cars, commercial busses etc.	12	7988334	1600184	3678346	66779	66433	353371	635976	311888	1275356
292	Motor vehicle bodies, trailers etc	7	4131	1870		232	105			134	1790
2920	Motor bodies, trailers & semi-trailers	7	4131	1870		232	105			134	1790
29202	Trailers & semi-trailers	7	4131	1870		232	105			134	1790
293	Parts & accessories for motor vehicles	208	3387126	414120	701360	77197	98275	225366	129314	219719	1521774
2930	Parts & accessories for motor vehicles	208	3387126	414120	701360	77197	98275	225366	129314	219719	1521774
29301	Parts & accessories for motor vehicles	208	3387126	414120	701360	77197	98275	225366	129314	219719	1521774
30	OTHER TRANSPORT EQUIPMENT	21	3399783	298246	1394221	15661	36767	45876	544942	144115	919955
309	Transport equipment n.e.c.	21	3399783	298246	1394221	15661	36767	45876	544942	144115	919955
3091	Motorcycles	21	3399783	298246	1394221	15661	36767	45876	544942	144115	919955
30911	Motorcycles, engines for motorcycles	13	3386710	295511	1394221	15315	36039	45076	544903	143605	912040
30912	Parts & accessories for motorcycles.	8	13074	2734		345	728	801	39	511	7916
31	FURNITURE	31	58909	14672		3765	4370	1776	4848	8233	21245
310	Furniture	31	58909	14672		3765	4370	1776	4848	8233	21245
3100	Furniture	31	58909	14672		3765	4370	1776	4848	8233	21245
31001	Furniture & fixtures.	27	57509	14267		3657	4340	1708	4848	8218	20471
31004	Furniture for kitchen bedrooms etc.	4	1400	405		108	30	68		15	774
32	OTHER MANUFACTURING	58	49056	15343		2737	4252	1952	1411	5647	17715
321	Jewellery, bijouterie etc	35	3960	800		613	412	312		90	1733
3211 &	Jewellery & related articles										
3212	Imitation jewellery & related articles	35	3960	800		613	412	312		90	1733
32113 &	Jewellery, goldsmiths' articles.										
32121	Costume or imitation jewellery.	35	3960	800		613	412	312		90	1733
325	Medical & dental instruments & supplies	9	20864	7532		495	2798	71	212		9757
3250	Medical & dental instruments & supplies	9	20864	7532		495	2798	71	212		9757
32509	Others n.e.c.	9	20864	7532		495	2798	71	212		9757
329	Other manufacturing n.e.c.	14	24232	7011		1629	1042	1570	1199	5557	6225
3290	Other manufacturing n.e.c.	14	24232	7011		1629	1042	1570	1199	5557	6225
32902	Brooms & brushes.	2	4733	16		143	55	218	1199	2553	549
32903	Pens, pencils & stamps etc.	5									
32909	Others n.e.c.	7	19499	6995		1486	987	1351		3004	5675

TABLE - 7.0 **VALUE OF PRODUCTION** **SINDH**

2015-16

Value in '000' Rs

Industry Code	Industry Major Groups & Industries	No. of establishments	Total production at basic prices (Col 5 + 10 +11+12+13)	Main Production Activities					Trade margin	Receipts from other activities	Subsidy	Production Taxes
				Total	Value of sales from finished/semi-finished products from own production	Value of fixed assets produced for own use	Value of sale of electricity generated	Changes in work in progress				
1	2	3	4	5	6	7	8	9	10	11	12	13
C	**ALL INDUSTIRES**	**6299**	**4997697646**	**4798793292**	**4790004325**	**2076760**	**638332**	**6073875**	**30480088**	**79202269**	**15963691**	**73258306**
10	FOOD PRODUCTS	1682	1036902112	1023455742	1021128796	436393	270492	1620060	869343	10437691	376550	1762786
101	Processing & preserving of meat	5	16306132	16242597	15982090	238467	14318	7722		40669	22842	23
1010	Processing & preserving of meat	5	16306132	16242597	15982090	238467	14318	7722		40669	22842	23
10102	Fresh, chilled or frozen meat	5	16306132	16242597	15982090	238467	14318	7722		40669	22842	23
102	Processing & preserving of fish	14	1914486	1914192	1798581	115611						294
1020	Processing/ preserving of fish, molluscs	14	1914486	1914192	1798581	115611						294
10202	Fish, crustacean & mollusc products	14	1914486	1914192	1798581	115611						294
103	Processing of fruit/ vegetables	26	12199898	12140287	12140287				4542	55069		
1030	Processing/ preserving of fruit/ vegetables	26	12199898	12140287	12140287				4542	55069		
10302	Preserving of fruit, nuts or vegetables	24	4083351	4081537	4081537					1814		
10305	Jams, jellies & marmalades	2	8116547	8058750	8058750				4542	53255		
104	Vegetable & animal oils/ fats	313	394466786	388982532	388022672	6213	6650	946997	21500	4328267		1134488
1040	Vegetable & animal oils & fats	313	394466786	388982532	388022672	6213	6650	946997	21500	4328267		1134488
10401	Crude / refined vegetable oils	164	345852250	340650230	339698069	5213	411	946537		4294331		907690
10405	Cotton linters.	131	46585187	46311351	46305252		6239	-140	20500	28570		224766
10406	Oilcakes & others	18	2029349	2020951	2019351	1000		600	1000	5366		2032
105	Dairy products	18	53071788	50871905	50581883			290022		2190136	9554	193
1050	Dairy products	18	53071788	50871905	50581883			290022		2190136	9554	193
10501	fresh liquid milk & milk-based drinks	8	52735959	50537925	50247903			290022		2188480	9554	
10506 &	Ice cream & other edible ice.											
10509	Others n.e.c.	10	335829	333980	333980					1656		193
106	Grain mill products, starches etc	926	196095163	195348621	195275796	22608		50217	9355	360926	138690	237571
1061 &	Grain mill products											
1062	Starches & starch products	926	196095163	195348621	195275796	22608		50217	9355	360926	138690	237571
10611	Grain milling.	221	61103540	61056212	61045221	10992				10522	1273	35533
10612	Rice milling.	603	103697890	103245418	103225643	2343		17432	8891	128084	137418	178079
10613 &	Vegetable milling											
10621	Starches from rice, potatoes, maize etc.	102	31293733	31046990	31004932	9273		32785	464	222320		23959
107	Other food products	333	341872944	337180682	336552562	53495	249524	325102	833601	3459599	205463	193599
1071	Bakery products	112	69749446	69549283	69511103	52211		-14030		180302		19860
10711	Bread & rolls	36	7047588	7040612	6990690	49299		623		2734		4241
10712	Pastry, cakes, pies etc.	5	394738	393154	390242	2912				1519		65
10713	Rusks, biscuits & bakery products	47	57458537	57377599	57392252			-14653		77569		3370
10719	Others n.e.c.	24	4848583	4737919	4737919					98480		12184
1072	Sugar	36	118466444	115330158	114823483		249524	257151	821824	2303914		10549
10721	Sugar & sugar substitutes	36	118466444	115330158	114823483		249524	257151	821824	2303914		10549
1073	Chocolate & sugar confectionery	32	39021181	38896386	38892190			4196		124717		79
10732	Chocolate & sugar confectionery	32	39021181	38896386	38892190			4196		124717		79
1079	Other food products n.e.c.	153	114635872	113404855	113325786	1284		77785	11777	850666	205463	163111
10792	Blending of tea & mate	7	49391557	49323864	49217393			106471		67693		
10794 &	Infant formula or baby foods etc											
10795	Prepared foods/sandwiches, fresh pizza etc.	3	5327911	5326103	5326103					1808		
10796	Spices, sauces & condiments	34	40916790	40757329	40775313	1284		-19268	107	159133		221
10798	Processing of salt	15	324460	324387	324231			156				73
10799	Others n.e.c.	94	18675154	17673172	17682746			-9574	11670	622033	205463	162817
108	Prepared animal feeds	47	20974914	20774926	20774926				345	3025		196618
1080	Prepared animal feeds	47	20974914	20774926	20774926				345	3025		196618
10802	Prepared feeds for farm animals	47	20974914	20774926	20774926				345	3025		196618
11	BEVERAGES	38	39890883	39825832	39805499			20333		63113		1938
110	Beverages	38	39890883	39825832	39805499			20333		63113		1938
1104	Soft drinks, mineral waters etc	38	39890883	39825832	39805499			20333		63113		1938
11041	Non-alcoholic beverages	9	13843169	13805902	13783303			22598		35525		1743
11042	Natural mineral waters/ bottled waters	17	2909355	2906471	2906003			468		2884		
11043	Soft drinks like lemonade, cola etc.	12	23138359	23113459	23116193			-2734		24705		196
12	TOBACCO PRODUCTS	10	616735	612798	612246			552		3936		
120	Tobacco products	10	616735	612798	612246			552		3936		
1200	Tobacco products	10	616735	612798	612246			552		3936		
12001	Tobacco products & substitutes etc.	10	616735	612798	612246			552		3936		
13	TEXTILES	1479	939758764	918039992	913572192	204466	142614	4120720	83472	19383653	955280	1296367
131	Spinning, weaving, finishing of textile	1259	868803060	848799756	844408388	200219	114585	4076564	83411	17716995	930572	1272326
1311	Spinning of textile fibres	219	396416255	391075253	390192519			882734	-20883	3638401	606512	1116972
13112	Spinning of yarn or thread	219	396416255	391075253	390192519			882734	-20883	3638401	606512	1116972
1312	Weaving of textiles	817	412433320	409629188	406274988	176462	49795	3127943	106558	2253965	324059	119551
13121	Broad woven fabrics	590	363979208	361504933	358855809		385	2648739	680	2040887	324059	108649
13129	Others n.e.c.	227	48454112	48124255	47419179	176462	49409	479204	105877	213078		10902
1313	Finishing of textiles	223	59953484	48095315	47940881	23756	64790	65888	-2263	11824630		35803
13131	Bleaching & dyeing of fabrics	223	59953484	48095315	47940881	23756	64790	65888	-2263	11824630		35803
139	Other textiles	220	70955705	69240236	69163804	4247	28029	44156	62	1666658	24708	24041
1392	Made-up textile articles	75	53859686	52212909	52106121			106787	62	1629366	9216	8134

TABLE - 7.0 **VALUE OF PRODUCTION** **SINDH**

2015-16

Value in '000' Rs

Industry Code	Industry Major Groups & Industries	No. of establishments	Total production at basic prices (Col 5 + 10 +11+12+13)	Main Production Activities					Trade margin	Receipts from other activities	Subsidy	Production Taxes
				Total	Value of sales from finished/semi-finished products from own production	Value of fixed assets produced for own use	Value of sale of electricity generated	Changes in work in progress				
1	2	3	4	5	6	7	8	9	10	11	12	13
13921	Madeup articles of any textile material	66	43879710	42241691	42376253			-134562		1621551	9216	7253
13922	Made-up furnishing articles	9	9979976	9971218	9729868			241350	62	7816		880
1393 &	Carpets & rugs											
1394	Cordage, rope, twine & netting	6	2578709	2572694	2572999			-305		2164		3851
13930 &	Floor coverings like carpets, rugs etc.											
13941	Twine, cordage, rope etc.	6	2578709	2572694	2572999			-305		2164		3851
1399	Other textiles n.e.c.	139	14517310	14454633	14484683	4247	28029	-62326		35128	15493	12056
13991	Labels/ badges etc.	12	5924841	5889713	5952040			-62326		35128		
13992	Tulles/ laces & other net fabrics	125	8542443	8514907	8482630	4247	28029				15493	12044
13999	Others n.e.c.	2	50025	50013	50013							12
14	WEARING APPAREL	652	399212173	393760904	393456787	50966		253151	227676	4607510	2983	613100
141	Wearing apparel	560	377001032	371940681	371765925	50966		123791	227676	4216592	2983	613100
1410	Wearing apparel	560	377001032	371940681	371765925	50966		123791	227676	4216592	2983	613100
14101	Wearing apparel of leather	27	7939944	7659105	7741284			-82179	9008	252537		19295
14102	Outerwear/ work wear	524	356340185	351653504	351419246	50966		183293	202123	3920910	2983	560665
14103	Underwear/ nightwear	4	3357688	3324138	3372316			-48178		542		33008
14105	Other clothing accessories	5	9363215	9303934	9233079			70855	16546	42603		131
143	Knitted & crocheted apparel	92	22211141	21820223	21690862			129361		390918		
1430	Knitted & crocheted apparel	92	22211141	21820223	21690862			129361		390918		
14302	Hosiery, socks, tights & pantyhose etc	92	22211141	21820223	21690862			129361		390918		
15	LEATHER PRODUCTS	111	26655923	26034648	26420890			-386242	419	612160		8697
151	Tanning of leather & leather products	103	26527673	25906398	26292640			-386242	419	612160		8697
1511	Tanning & dressing of leather	87	25225325	24619798	25010272			-390474	419	596411		8697
15111	Tanning/ dressing of hides & skins	87	25225325	24619798	25010272			-390474	419	596411		8697
1512	Luggage, h&bags, saddlery etc.	16	1302349	1286600	1282368			4232		15749		
15121 &	Luggage, h&bags etc.											
15122	Articles of leather etc.	16	1302349	1286600	1282368			4232		15749		
152	Footwear	8	128250	128250	128250							
1520	Footwear	8	128250	128250	128250							
15201	Footwear	8	128250	128250	128250							
16	WOOD AND WOOD PRODUCTS	29	21095313	21067618	21079727			-12109	217	18487	3000	5991
161	Sawmilling & planning of wood	5	11271330	11265497	11277606			-12109	67	2267	3000	500
1610	Sawmilling & planning of wood	5	11271330	11265497	11277606			-12109	67	2267	3000	500
16101 &	Sawing & planning of wood											
16102	Wooden railway sleepers	5	11271330	11265497	11277606			-12109	67	2267	3000	500
162	Products of wood, cork, straw etc.	24	9823983	9802121	9802121				150	16220		5491
1621	Veneer sheets & wood-based panels	19	9712936	9692284	9692284					15610		5043
16212	Plywood/ veneer panel/ laminated sheets	5	3607500	3591712	3591712					14671		1117
16213	Particle board/ densified wood etc.	14	6105437	6100572	6100572					939		3926
1622	Builders' carpentry & joinery	2	40997	40629	40629							369
16221	Wooden goods of construction industry	2	40997	40629	40629							369
1623 &	Wooden containers											
1629	Other wood products	3	70049	69209	69209				150	610		80
16231 &	Packing boxes, crates, drums of wood											
16291	Wood products	3	70049	69209	69209				150	610		80
17	PAPER AND PAPER PRODUCTS	202	108900841	107233214	107230744	2416	15133	-15080	18892	1645733		3002
170	Paper & paper products	202	108900841	107233214	107230744	2416	15133	-15080	18892	1645733		3002
1701	Pulp, paper & paperboard	52	32177184	32156252	32051855		15133	89263		20457		475
17013	Paper & paperboard	50	31847209	31826736	31721940		15133	89662		20233		240
17019	Others n.e.c.	2	329975	329516	329915			-399		224		235
1702	Corrugated paper/ paperboard & containers	133	66349821	64733789	64793537	2416		-62164		1613668		2364
17021	Corrugated paper/ paperboard containers	131	64646855	63030823	63093230	2416		-64823		1613668		2364
17022	Sacks, bags & similar articles of paper	2	1702966	1702966	1700307			2659				
1709	Other articles of paper & paperboard	17	10373836	10343174	10385352			-42179	18892	11607		163
17091	Personal hygiene paper product	14	6339936	6309309	6356478			-47170	18892	11607		128
17099	Others n.e.c.	3	4033900	4033865	4028874			4991				35
18	PRINTING/REPRODUCTION OF RECORDED ME	121	43247996	41267089	41340448		384	-73744		1957777		23131
181	Printing	121	43247996	41267089	41340448		384	-73744		1957777		23131
1811 &	Printing											
1812	Service related to printing	121	43247996	41267089	41340448		384	-73744		1957777		23131
18111	Printing of newspapers/ magazines	76	17220067	17022954	17029807			-6853		197114		
18112	Printing of books, brochures, maps etc	19	3217768	3013187	3012368			819		202996		1585
18113	Printing of postage stamps, cheques etc	2	10739319	9596333	9669310			-72977		1140117		2869
18114	Printing of diaries & calendars etc	4	793618	604666	604282		384			186441		2511
18115 &	Printing on textile, glass, metal, wood											
18123	Plate/image-making setting services	20	11277223	11029949	11024681			5268		231108		16165
19	COKE AND REFINED PETROLEUM PRODUCTS	30	567144245	482730570	482237022			493548	4291791	11576267		68545617
192	Refined petroleum products	30	567144245	482730570	482237022			493548	4291791	11576267		68545617
1920	Refined petroleum products	30	567144245	482730570	482237022			493548	4291791	11576267		68545617

TABLE - 7.0 **VALUE OF PRODUCTION** **SINDH**

2015-16

Value in '000' Rs

Industry Code	Industry Major Groups & Industries	No. of establishments	Total production at basic prices (Col 5 + 10 +11+12+13)	Main Production Activities					Trade margin	Receipts from other activities	Subsidy	Production Taxes
				Total	Value of sales from finished/semi-finished products from own production	Value of fixed assets produced for own use	Value of sale of electricity generated	Changes in work in progress				
1	2	3	4	5	6	7	8	9	10	11	12	13
19201	Production of motor fuel/ kerosene etc.	4	520974205	436680389	436680389				4291791	11536826		68465199
19203	Oil-based lubricating oils or greases	26	46170040	46050181	45556632			493548		39441		80418
20	CHEMICALS AND CHEMICAL PRODUCTS	265	460788771	415907233	416099344	15428		-207539	19663714	10650304	14469296	98225
201	Basic chemicals, fertilizers etc.	110	298850356	268601573	268793231	15428		-207086	6552094	9212198	14469146	15345
2011	Basic chemicals	93	131049407	130510746	130557472	149		-46875	260735	269665		8261
20111	Inorganic industrial/ medical gases	62	36271937	36036319	36036319				105484	123459		6676
20112	Dyes & pigments in basic form	10	15910766	15796526	15887856	149		-91478		112708		1531
20113	Manufacture of inorganic acids & bases	3	3690162	3661254	3616651			44603		28908		
20115	Basic organic chemicals	9	16122073	16122073	16122073							
20119	Others n.e.c.	9	59054469	58894573	58894573				155251	4590		54
2012	Fertilizers & nitrogen compounds	7	120494176	91068297	91086916			-18619	6291359	8665375	14469146	
20121	Fertilizers	7	120494176	91068297	91086916			-18619	6291359	8665375	14469146	
2013	Plastics & synthetic rubber	10	47306772	47022531	47148844	15279		-141591		277158		7084
20131	Plastics in primary forms	10	47306772	47022531	47148844	15279		-141591		277158		7084
202 &	Other chemical products											
203	Man-made fibres	155	161938415	147305660	147306113			-453	13111620	1438106	150	82880
2021	Pesticides/ agrochemical products etc	13	17084106	16967036	16967220			-184		101607		15463
20211	Insecticides/ fungicides/ herbicides	11	16718386	16601486	16601670			-184		101607		15293
20219	Other agrochemical products n.e.c.	2	365720	365550	365550							170
2022	Paints, varnishes & printing ink etc.	32	33726722	33659418	33854081			-194663	22671	29952		14681
20221 &	Paints & varnishes etc											
20227	Printing ink	32	33726722	33659418	33854081			-194663	22671	29952		14681
2023	Soap, perfumes & toilet preparations	70	100674343	86264326	86063331			200995	13088949	1273621	150	47297
20232	Soap	38	61208533	47746232	47609557			136675	13088949	371307	150	1895
20234	Detergent, dish-washing preparation etc	2	26321540	25971387	25906693			64694		350123		30
20236	Perfumes & toilet preparations	30	13144270	12546707	12547081			-374		552191		45371
2029 &	Other chemical products n.e.c.											
2030	Man-made fibres	40	10453244	10414879	10421481			-6602		32925		5440
20292	Gelatine/ glues & prepared adhesives	21	2277559	2266370	2266370					10928		261
20294	Photographic plates, films etc	3	582178	568707	568707					10003		3468
20299 &	Others n.e.c.											
20303	Synthetic or artificial filament yarn	16	7593508	7579802	7586403			-6602		11995		1711
21	BASIC PHARMACEUTICAL PRODUCTS	211	356285681	347352092	347492015	69669	10521	-220113	114926	8170664	34128	613870
210	Pharmaceuticals	211	356285681	347352092	347492015	69669	10521	-220113	114926	8170664	34128	613870
2100	Pharmaceuticals	211	356285681	347352092	347492015	69669	10521	-220113	114926	8170664	34128	613870
21001	Medicinal active substances	195	349596028	340686549	340819668	69669	10521	-213309	114926	8149537	34128	610887
21003	Medicaments/ homeopathic preparations	12	3103109	3088684	3092703			-4020		13814		612
21009	Other such activities n.e.c.	4	3586544	3576860	3579644			-2784		7314		2370
22	RUBBER AND PLASTICS PRODUCTS	215	105491888	104929290	105094409			-165119	62274	488715		11608
221	Rubber products	22	16291004	16216872	16242659			-25786		72132		2000
2211	Rubber tyres & tubes	5	10048789	9978556	10012720			-34164		70233		
22111	Rubber tyres	5	10048789	9978556	10012720			-34164		70233		
2219	Other rubber products	17	6242214	6238317	6229939			8378		1898		2000
22191	Other products of rubber	17	6242214	6238317	6229939			8378		1898		2000
222	Plastics products	193	89200884	88712418	88851751			-139333	62274	416584		9609
2220	Plastics products	193	89200884	88712418	88851751			-139333	62274	416584		9609
22201	Plastic products for packing of goods	172	86516319	86029842	86167581			-137739	62274	415348		8855
22203	Plastic tableware, kitchenware etc	12	1579889	1579080	1579659			-578		396		413
22209	Other diverse plastic products	9	1104676	1103496	1104511			-1016		840		341
23	OTHER NON-METALLIC MINERAL PRODUCTS	548	87523773	85872864	86328747	21226	4965	-482074	27119	1463265	114223	46302
231	Glass & glass products	33	11680963	11572185	11532873			39312		103049		5730
2310	Glass & glass products	33	11680963	11572185	11532873			39312		103049		5730
23101	Flat glass/ glass paving blocks	24	10720519	10626957	10613750			13207		88781		4781
23102	Glass mirror/ bottle/ drinking glass	4	38835	38835	38835							
23103	Pharmaceutical glassware etc.	5	921609	906392	880287			26105		14268		950
239	Non-metallic mineral products n.e.c.	515	75842809	74300679	74795874	21226	4965	-521385	27119	1360216	114223	40572
2392	Clay building materials	353	16341486	16192137	16271799	6975		-86636	10825	60917	50637	26970
23921	Ceramic tiles, mosaic cubes etc.	2	5741574	5672465	5687138			-14673	10825	58284		
23922 &	Non-refractory clay building materials											
23923	Ceramic sanitary fixtures	351	10599912	10519672	10584661	6975		-71963		2633	50637	26970
2393	Other porcelain & ceramic products	9	1087894	1087894	1121194			-33300				
23931	Ceramic tableware & domestic articles	9	1087894	1087894	1121194			-33300				
2394	Cement, lime & plaster	5	47156882	46324853	46620378		4965	-300490		832029		
23941	Clinkers & hydraulic cement	5	47156882	46324853	46620378		4965	-300490		832029		
2395	Articles of concrete, cement & plaster	48	7794232	7305562	7396386	8372		-99195	8651	404912	62293	12814
23951	Precast concrete, cement or stone	48	7794232	7305562	7396386	8372		-99195	8651	404912	62293	12814
2396	Cutting, shaping & finishing of stone	100	3462315	3390232	3386117	5879		-1764	7643	62359	1293	788
23961	Cutting, shaping & finishing of stone	100	3462315	3390232	3386117	5879		-1764	7643	62359	1293	788
24	BASIC METALS	126	226252275	220919271	220117409	879	186984	613999	1209800	4046991		76212
241	Basic iron & steel	109	221709434	216385505	215655919	879	186984	541723	1209800	4041884		72245

TABLE - 7.0 **VALUE OF PRODUCTION** **SINDH**

2015-16

Value in '000' Rs

Industry Code	Industry Major Groups & Industries	No. of establishments	Total production at basic prices (Col 5 + 10 +11+12+13)	Main Production Activities					Trade margin	Receipts from other activities	Subsidy	Production Taxes
				Total	Value of sales from finished/semi-finished products from own production	Value of fixed assets produced for own use	Value of sale of electricity generated	Changes in work in progress				
1	2	3	4	5	6	7	8	9	10	11	12	13
2410	Basic iron & steel	109	221709434	216385505	215655919	879	186984	541723	1209800	4041884		72245
24103 &	Pure iron, granular iron & iron powder											
24104	Remelting of scrap ingot of iron/ steel	2	13684556	13400726	12504356			896370	259712	22447		1671
24106	Hot/cold-rolled products of steel	81	158389089	154161684	154353631	879		-192826	950088	3272873		4444
24108	Welded tubes & pipes of steel	22	49074098	48261404	48236242		186984	-161821		746564		66130
24109	Others n.e.c.	4	561690	561690	561690							
242	Basic precious & non-ferrous metals	13	2724335	2718971	2715826			3145		1498		3866
2420	Basic precious & non-ferrous metals	13	2724335	2718971	2715826			3145		1498		3866
24202 &	Aluminium & alloys											
24206	Chrome, manganese, nickel & alloys etc	13	2724335	2718971	2715826			3145		1498		3866
243	Casting of metals	4	1818506	1814795	1745664			69131		3609		101
2431	Casting of iron & steel	4	1818506	1814795	1745664			69131		3609		101
24311 &	Casting of iron											
24312	Casting of steel	4	1818506	1814795	1745664			69131		3609		101
25	FABRICATED METAL PRODUCTS	53	16615187	16367305	16313164	16782		37359		235634		12248
251	Structural metal products etc	15	1612650	1446564	1426923	16782		2859		157351		8735
2511	Structural metal products	11	1027599	867201	848923	16782		1496		153079		7319
25111 &	Metal framework/ skeleton etc											
25112	Metal door, window, shutter, gates etc	8	741919	732464	725667	5301		1496		2200		7255
25119	Others n.e.c.	3	285680	134737	123256	11481				150879		64
2512	Tanks, reservoirs & containers of metal	2	139306	139306	138443			863				
25122	Metal containers for gas	2	139306	139306	138443			863				
2513	Steam generators	2	445745	440057	439557			500		4272		1416
25132	Parts for marine or power boilers/ nuclear rea	2	445745	440057	439557			500		4272		1416
259	Other fabricated metal products	38	15002537	14920741	14886241			34500		78283		3513
2593	Cutlery, h& tools & general hardware	7	9955937	9888105	9869356			18749		67716		116
25932 &	Knives, h& tools, saw blades etc											
25934	Other tools of such nature n.e.c.	7	9955937	9888105	9869356			18749		67716		116
2599	Other fabricated metal products n.e.c.	31	5046601	5032636	5016885			15751		10568		3397
25991	Cans, drums, buckets, boxes, tins etc	8	982252	973191	979669			-6478		7202		1859
25997	Various metal articles	5	2079627	2079499	2057270			22229		108		20
25999	Others n.e.c.	18	1984722	1979946	1979946					3257		1518
26	COMPUTER, ELECTRONIC AND OPTICAL PROD	6	982026	979405	988998	50000		-59593		2621		
264	Consumer electronics	2	14254	14254	14254							
2640	Consumer electronics	2	14254	14254	14254							
26409	Others n.e.c.	2	14254	14254	14254							
265	Measuring equipment; watches/ clocks	2	423226	423226	519243			-96017				
2651	Measuring, navigating/ control equipment	2	423226	423226	519243			-96017				
26516	Scales, balances & laboratory apparatus	2	423226	423226	519243			-96017				
266 &	Electro medical/ electrotherapeutic equipmen											
268	Magnetic & optical media	2	544546	541925	455501	50000		36424		2621		
2660 &	Irradiation, electro medical equipment											
2680	Magnetic & optical media	2	544546	541925	455501	50000		36424		2621		
26602 &	Electro medical/ electrotherapeutic equipmen											
26801	Audio & video tapes/ cassettes	2	544546	541925	455501	50000		36424		2621		
27	ELECTRICAL EQUIPMENT	87	152519452	151569162	151484161		7238	77763	234669	658073	8230	49317
271	Electric motor, generator, transformer	23	22580435	22421850	22819324			-397474		150196	8230	159
2710	Electric motors, generators, transformers etc.	23	22580435	22421850	22819324			-397474		150196	8230	159
27101	Electric transformers	3										
27102	Electric motors/ power generators etc	3	7355483	7354494	7354494					989		
27103 &	Electric power distribution panel etc.											
27104	Switchboard apparatus, fuses, switches	6	14476541	14369601	14767075			-397474		98575	8230	135
27109	Others n.e.c.	11	748412	697755	697755					50632		24
272	Batteries & accumulators	8	70321436	69808093	69468416			339676	244408	268640		294
2720	Batteries & accumulators	8	70321436	69808093	69468416			339676	244408	268640		294
27203	Lead acid/ lithium/ dry/ wet batteries	8	70321436	69808093	69468416			339676	244408	268640		294
273	Wiring & wiring devices	24	30700864	30495812	30480123		7238	8451		204948		104
2732	Other electric wires & cables	24	30700864	30495812	30480123		7238	8451		204948		104
27320	Insulated wire & cable	24	30700864	30495812	30480123		7238	8451		204948		104
274	Electric lighting equipment	3	426677	419947	422319			-2372		6730		
2740	Electric lighting equipment	3	426677	419947	422319			-2372		6730		
27401	Lamps, bulbs, ch&eliers,lanterns etc.	3	426677	419947	422319			-2372		6730		
275	Domestic appliances	23	28123682	28066429	27917288			149141	-9739	27560		39433
2750	Domestic appliances	23	28123682	28066429	27917288			149141	-9739	27560		39433
27501 &	Domestic electric appliances											
27503	Domestic non-electric cooking equipment	23	28123682	28066429	27917288			149141	-9739	27560		39433
279	Other electrical equipment	6	366359	357032	376691			-19659				9327
2790	Other electrical equipment	6	366359	357032	376691			-19659				9327
27909	Others n.e.c.	6	366359	357032	376691			-19659				9327
28	MACHINERY AND EQUIPMENT N.E.C.	97	22825685	21858186	21832468	37572		-11854		963837		3662
281	General-purpose machinery	78	16001348	15984291	15999098			-14807		14179		2878
2813	Other pumps, compressors, taps & valves	14	12304166	12291937	12306312			-14375		12228		

TABLE - 7.0 **VALUE OF PRODUCTION** **SINDH**

2015-16

Value in '000' Rs

Industry Code	Industry Major Groups & Industries	No. of establishments	Total production at basic prices (Col 5 + 10 +11+12+13)	Main Production Activities					Trade margin	Receipts from other activities	Subsidy	Production Taxes
				Total	Value of sales from finished/semi-finished products from own production	Value of fixed assets produced for own use	Value of sale of electricity generated	Changes in work in progress				
1	2	3	4	5	6	7	8	9	10	11	12	13
28132	Pumps for liquids	12	11423077	11412278	11427491			-15213		10798		
28133 &	Pumps for engines/ motor vehicle pumps											
28134	Industrial taps/ valves & h& pump etc	2	881089	879659	878821			838		1430		
2819	Other general-purpose machinery	64	3697183	3692354	3692785			-432		1951		2878
28191	Industrial freezing equipment etc.	2	52226	49983	50353			-370		1951		292
28193 &	Filtering or purifying machinery											
28198	Parts for general-purpose machinery	59	3439573	3437170	3437232			-62				2403
28199	Others n.e.c.	3	205384	205201	205201							183
282	Special-purpose machinery	19	6824337	5873895	5833370	37572		2953		949657		784
2821	Agricultural & forestry machinery	7	3771005	3770605	3735583	37572		-2550		400		
28211	Tractors	2	3041392	3041392	3043942			-2550				
28214	Soil preparation, planting machinery	2	610000	610000	610000							
28219	Diverse agricultural machinery	3	119613	119213	81641	37572				400		
2822	Metal-forming machinery & machine tools	3	501201	500545	498175			2370		556		100
28222	Tools for grinding, drilling, boring	3	501201	500545	498175			2370		556		100
2825 &	Food, beverage & tobacco machinery											
2826	Textile, apparel & leather machinery	9	2552131	1602745	1599612			3133		948701		684
28259 &	Food processing machinery											
28261	Textile machinery	9	2552131	1602745	1599612			3133		948701		684
29	MOTOR VEHICLES, TRAILERS AND SEMI	227	327421988	321819730	320153336	1170964		495430	3675775	1853022		73461
291	Motor vehicles	12	222200398	217800936	216740171	1010692		50073	3586811	784409		28242
2910	Motor vehicles	12	222200398	217800936	216740171	1010692		50073	3586811	784409		28242
29101	Passenger cars, commercial busses etc.	12	222200398	217800936	216740171	1010692		50073	3586811	784409		28242
292	Motor vehicle bodies, trailers etc	7	592070	590660	590660							1410
2920	Motor bodies, trailers & semi-trailers	7	592070	590660	590660							1410
29202	Trailers & semi-trailers	7	592070	590660	590660							1410
293	Parts & accessories for motor vehicles	208	104629520	103428133	102822505	160272		445357	88964	1068613		43809
2930	Parts & accessories for motor vehicles	208	104629520	103428133	102822505	160272		445357	88964	1068613		43809
29301	Parts & accessories for motor vehicles	208	104629520	103428133	102822505	160272		445357	88964	1068613		43809
30	OTHER TRANSPORT EQUIPMENT	21	46780361	46754740	46777260			-22519		25086		535
309	Transport equipment n.e.c.	21	46780361	46754740	46777260			-22519		25086		535
3091	Motorcycles	21	46780361	46754740	46777260			-22519		25086		535
30911	Motorcycles, engines for motorcycles	13	46139454	46114032	46136551			-22519		25086		336
30912	Parts & accessories for motorcycles.	8	640907	640709	640709							198
31	FURNITURE	31	3231150	3222455	3222455					102		8593
310	Furniture	31	3231150	3222455	3222455					102		8593
3100	Furniture	31	3231150	3222455	3222455					102		8593
31001	Furniture & fixtures.	27	3119688	3111475	3111475							8213
31004	Furniture for kitchen bedrooms etc.	4	111462	110980	110980					102		380
32	OTHER MANUFACTURING	58	7554424	7213152	7216208			-3056		337628		3644
321	Jewellery, bijouterie etc	35	1073049	1072595	1072595							453
3211 &	Jewellery & related articles											
3212	Imitation jewellery & related articles	35	1073049	1072595	1072595							453
32113 &	Jewellery, goldsmiths' articles.											
32121	Costume or imitation jewellery.	35	1073049	1072595	1072595							453
325	Medical & dental instruments & supplies	9	771585	461627	461627					307266		2692
3250	Medical & dental instruments & supplies	9	771585	461627	461627					307266		2692
32509	Others n.e.c.	9	771585	461627	461627					307266		2692
329	Other manufacturing n.e.c.	14	5709790	5678930	5681986			-3056		30362		499
3290	Other manufacturing n.e.c.	14	5709790	5678930	5681986			-3056		30362		499
32902	Brooms & brushes.	2	285675	256478	256478					29197		
32903	Pens, pencils & stamps etc.	5	4559329	4559329	4559329							
32909	Others n.e.c.	7	864786	863123	866179			-3056		1164		499

TABLE - 8.0 **TRADE MARGIN** **SINDH**

2015-16

Value in '000' Rs

Industry Code	Industry Major Groups & Industries	No. of establishments	Trade margin at producer prices (Col 5 - 6 + 7)	Value of sale of goods purchased for resale at producer prices	Cost of goods purchased for resale	Changes in stocks of goods expressly purchased for resale
1	2	3	4	5	6	7
C	**ALL INDUSTIRES**	**6299**	**30480088**	**97268832**	**66128965**	**-659780**
10	FOOD PRODUCTS	1682	869343	928872	62552	3023
101	Processing & preserving of meat	5				
1010	Processing & preserving of meat	5				
10102	Fresh, chilled or frozen meat	5				
102	Processing & preserving of fish	14				
1020	Processing/ preserving of fish, molluscs	14				
10202	Fish, crustacean & mollusc products	14				
103	Processing of fruit/ vegetables	26	4542	11338	6796	
1030	Processing/ preserving of fruit/ vegetables	26	4542	11338	6796	
10302	Preserving of fruit, nuts or vegetables	24				
10305	Jams, jellies & marmalades	2	4542	11338	6796	
104	Vegetable & animal oils/ fats	313	21500	23000	1500	
1040	Vegetable & animal oils & fats	313	21500	23000	1500	
10401	Crude / refined vegetable oils	164				
10405	Cotton linters.	131	20500	22000	1500	
10406	Oilcakes & others	18	1000	1000		
105	Dairy products	18				
1050	Dairy products	18				
10501	fresh liquid milk & milk-based drinks	8				
10506 &	Ice cream & other edible ice.					
10509	Others n.e.c.	10				
106	Grain mill products, starches etc	926	9355	63611	54256	
1061 &	Grain mill products					
1062	Starches & starch products	926	9355	63611	54256	
10611	Grain milling.	221				
10612	Rice milling.	603	8891	58511	49619	
10613 &	Vegetable milling					
10621	Starches from rice, potatoes, maize etc.	102	464	5100	4637	
107	Other food products	333	833601	830922		2678
1071	Bakery products	112				
10711	Bread & rolls	36				
10712	Pastry, cakes, pies etc.	5				
10713	Rusks, biscuits & bakery products	47				
10719	Others n.e.c.	24				
1072	Sugar	36	821824	819253		2571
10721	Sugar & sugar substitutes	36	821824	819253		2571
1073	Chocolate & sugar confectionery	32				
10732	Chocolate & sugar confectionery	32				
1079	Other food products n.e.c.	153	11777	11670		107
10792	Blending of tea & mate	7				
10794 &	Infant formula or baby foods etc					
10795	Prepared foods/sandwiches, fresh pizza etc.	3				
10796	Spices, sauces & condiments	34	107			107
10798	Processing of salt	15				
10799	Others n.e.c.	94	11670	11670		
108	Prepared animal feeds	47	345			345
1080	Prepared animal feeds	47	345			345
10802	Prepared feeds for farm animals	47	345			345
11	BEVERAGES	38		2841067	2841067	
110	Beverages	38		2841067	2841067	
1104	Soft drinks, mineral waters etc	38		2841067	2841067	
11041	Non-alcoholic beverages	9				
11042	Natural mineral waters/ bottled waters	17				
11043	Soft drinks like lemonade, cola etc.	12		2841067	2841067	
12	TOBACCO PRODUCTS	10				
120	Tobacco products	10				
1200	Tobacco products	10				
12001	Tobacco products & substitutes etc.	10				
13	TEXTILES	1479	83472	779535	516090	-179973
131	Spinning, weaving, finishing of textile	1259	83411	779535	516090	-180034
1311	Spinning of textile fibres	219	-20883	214010	46630	-188262
13112	Spinning of yarn or thread	219	-20883	214010	46630	-188262
1312	Weaving of textiles	817	106558	530176	423618	
13121	Broad woven fabrics	590	680	789	109	
13129	Others n.e.c.	227	105877	529387	423509	
1313	Finishing of textiles	223	-2263	35350	45841	8228
13131	Bleaching & dyeing of fabrics	223	-2263	35350	45841	8228
139	Other textiles	220	62			62
1392	Made-up textile articles	75	62			62

TABLE - 8.0 **TRADE MARGIN** **SINDH**

2015-16

Value in '000' Rs

Industry Code	Industry Major Groups & Industries	No. of establishments	Trade margin at producer prices (Col 5 - 6 + 7)	Value of sale of goods purchased for resale at producer prices	Cost of goods purchased for resale	Changes in stocks of goods expressly purchased for resale
1	2	3	4	5	6	7
13921	Madeup articles of any textile material	66				
13922	Made-up furnishing articles	9	62			62
1393 &	Carpets & rugs					
1394	Cordage, rope, twine & netting	6				
13930 & 13941	Floor coverings like carpets, rugs etc. Twine, cordage, rope etc.	6				
1399	Other textiles n.e.c.	139				
13991	Labels/ badges etc.	12				
13992	Tulles/ laces & other net fabrics	125				
13999	Others n.e.c.	2				
14	WEARING APPAREL	652	227676	1065927	831384	-6867
141	Wearing apparel	560	227676	1065927	831384	-6867
1410	Wearing apparel	560	227676	1065927	831384	-6867
14101	Wearing apparel of leather	27	9008	9008		
14102	Outerwear/ work wear	524	202123	202123		
14103	Underwear/ nightwear	4				
14105	Other clothing accessories	5	16546	854797	831384	-6867
143	Knitted & crocheted apparel	92				
1430	Knitted & crocheted apparel	92				
14302	Hosiery, socks, tights & pantyhose etc	92				
15	LEATHER PRODUCTS	111	419	419		
151	Tanning of leather & leather products	103	419	419		
1511	Tanning & dressing of leather	87	419	419		
15111	Tanning/ dressing of hides & skins	87	419	419		
1512	Luggage, h&bags, saddlery etc.	16				
15121 &	Luggage, h&bags etc.					
15122	Articles of leather etc.	16				
152	Footwear	8				
1520	Footwear	8				
15201	Footwear	8				
16	WOOD AND WOOD PRODUCTS	29	217	583	367	
161	Sawmilling & planning of wood	5	67	333	267	
1610	Sawmilling & planning of wood	5	67	333	267	
16101 &	Sawing & planning of wood					
16102	Wooden railway sleepers	5	67	333	267	
162	Products of wood, cork, straw etc.	24	150	250	100	
1621	Veneer sheets & wood-based panels	19				
16212	Plywood/ veneer panel/ laminated sheets	5				
16213	Particle board/ densified wood etc.	14				
1622	Builders' carpentry & joinery	2				
16221	Wooden goods of construction industry	2				
1623 &	Wooden containers					
1629	Other wood products	3	150	250	100	
16231 &	Packing boxes, crates, drums of wood					
16291	Wood products	3	150	250	100	
17	PAPER AND PAPER PRODUCTS	202	18892	692039	692205	19058
170	Paper & paper products	202	18892	692039	692205	19058
1701	Pulp, paper & paperboard	52			166	166
17013	Paper & paperboard	50			166	166
17019	Others n.e.c.	2				
1702	Corrugated paper/ paperboard & containers	133				
17021	Corrugated paper/ paperboard containers	131				
17022	Sacks, bags & similar articles of paper	2				
1709	Other articles of paper & paperboard	17	18892	692039	692039	18892
17091	Personal hygiene paper product	14	18892	692039	692039	18892
17099	Others n.e.c.	3				
18	PRINTING/REPRODUCTION OF RECORDED MEDIA	121				
181	Printing	121				
1811 &	Printing					
1812	Service related to printing	121				
18111	Printing of newspapers/ magazines	76				
18112	Printing of books, brochures, maps etc	19				
18113	Printing of postage stamps, cheques etc	2				
18114	Printing of diaries & calendars etc	4				
18115 &	Printing on textile, glass, metal, wood					
18123	Plate/image-making setting services	20				
19	COKE AND REFINED PETROLEUM PRODUCTS	30	4291791	5659464	1367672	
192	Refined petroleum products	30	4291791	5659464	1367672	
1920	Refined petroleum products	30	4291791	5659464	1367672	

TABLE - 8.0 **TRADE MARGIN** **SINDH**

2015-16

Value in '000' Rs

Industry Code	Industry Major Groups & Industries	No. of establishments	Trade margin at producer prices (Col 5 - 6 + 7)	Value of sale of goods purchased for resale at producer prices	Cost of goods purchased for resale	Changes in stocks of goods expressly purchased for resale
1	2	3	4	5	6	7
19201	Production of motor fuel/ kerosene etc.	4	4291791	5659464	1367672	
19203	Oil-based lubricating oils or greases	26				
20	CHEMICALS AND CHEMICAL PRODUCTS	265	19663714	70523355	47267019	-3592623
201	Basic chemicals, fertilizers etc.	110	6552094	28996961	19939867	-2505000
2011	Basic chemicals	93	260735	675266	461456	46926
20111	Inorganic industrial/ medical gases	62	105484	145342	39858	
20112	Dyes & pigments in basic form	10				
20113	Manufacture of inorganic acids & bases	3				
20115	Basic organic chemicals	9				
20119	Others n.e.c.	9	155251	529924	421598	46926
2012	Fertilizers & nitrogen compounds	7	6291359	28321695	19478410	-2551925
20121	Fertilizers	7	6291359	28321695	19478410	-2551925
2013	Plastics & synthetic rubber	10				
20131	Plastics in primary forms	10				
202 &	Other chemical products					
203	Man-made fibres	155	13111620	41526395	27327152	-1087623
2021	Pesticides/ agrochemical products etc	13				
20211	Insecticides/ fungicides/ herbicides	11				
20219	Other agrochemical products n.e.c.	2				
2022	Paints, varnishes & printing ink etc.	32	22671	22671		
20221 &	Paints & varnishes etc					
20227	Printing ink	32	22671	22671		
2023	Soap, perfumes & toilet preparations	70	13088949	41503724	27327152	-1087623
20232	Soap	38	13088949	41503724	27327152	-1087623
20234	Detergent, dish-washing preparation etc	2				
20236	Perfumes & toilet preparations	30				
2029 &	Other chemical products n.e.c.					
2030	Man-made fibres	40				
20292	Gelatine/ glues & prepared adhesives	21				
20294	Photographic plates, films etc	3				
20299 &	Others n.e.c.					
20303	Synthetic or artificial filament yarn	16				
21	BASIC PHARMACEUTICAL PRODUCTS	211	114926	588191	553852	80587
210	Pharmaceuticals	211	114926	588191	553852	80587
2100	Pharmaceuticals	211	114926	588191	553852	80587
21001	Medicinal active substances	195	114926	588191	553852	80587
21003	Medicaments/ homeopathic preparations	12				
21009	Other such activities n.e.c.	4				
22	RUBBER AND PLASTICS PRODUCTS	215	62274	152538	56379	-33885
221	Rubber products	22				
2211	Rubber tyres & tubes	5				
22111	Rubber tyres	5				
2219	Other rubber products	17				
22191	Other products of rubber	17				
222	Plastics products	193	62274	152538	56379	-33885
2220	Plastics products	193	62274	152538	56379	-33885
22201	Plastic products for packing of goods	172	62274	152538	56379	-33885
22203	Plastic tableware, kitchenware etc	12				
22209	Other diverse plastic products	9				
23	OTHER NON-METALLIC MINERAL PRODUCTS	548	27119	79784	55702	3036
231	Glass & glass products	33				
2310	Glass & glass products	33				
23101	Flat glass/ glass paving blocks	24				
23102	Glass mirror/ bottle/ drinking glass	4				
23103	Pharmaceutical glassware etc.	5				
239	Non-metallic mineral products n.e.c.	515	27119	79784	55702	3036
2392	Clay building materials	353	10825	43658	35870	3036
23921	Ceramic tiles, mosaic cubes etc.	2	10825	43426	35579	2978
23922 &	Non-refractory clay building materials					
23923	Ceramic sanitary fixtures	351		232	291	58
2393	Other porcelain & ceramic products	9				
23931	Ceramic tableware & domestic articles	9				
2394	Cement, lime & plaster	5				
23941	Clinkers & hydraulic cement	5				
2395	Articles of concrete, cement & plaster	48	8651	22604	13953	
23951	Precast concrete, cement or stone	48	8651	22604	13953	
2396	Cutting, shaping & finishing of stone	100	7643	13522	5879	
23961	Cutting, shaping & finishing of stone	100	7643	13522	5879	
24	BASIC METALS	126	1209800	1048238	1890198	2051760
241	Basic iron & steel	109	1209800	1048238	1890198	2051760

TABLE - 8.0 **TRADE MARGIN** **SINDH**

2015-16

Value in '000' Rs

Industry Code	Industry Major Groups & Industries	No. of establishments	Trade margin at producer prices (Col 5 - 6 + 7)	Value of sale of goods purchased for resale at producer prices	Cost of goods purchased for resale	Changes in stocks of goods expressly purchased for resale
1	2	3	4	5	6	7
2410	Basic iron & steel	109	1209800	1048238	1890198	2051760
24103 &	Pure iron, granular iron & iron powder					
24104	Remelting of scrap ingot of iron/ steel	2	259712	1048238	1890198	1101672
24106	Hot/cold-rolled products of steel	81	950088			950088
24108	Welded tubes & pipes of steel	22				
24109	Others n.e.c.	4				
242	Basic precious & non-ferrous metals	13				
2420	Basic precious & non-ferrous metals	13				
24202 &	Aluminium & alloys					
24206	Chrome, manganese, nickel & alloys etc	13				
243	Casting of metals	4				
2431	Casting of iron & steel	4				
24311 &	Casting of iron					
24312	Casting of steel	4				
25	FABRICATED METAL PRODUCTS	53				
251	Structural metal products etc	15				
2511	Structural metal products	11				
25111 &	Metal framework/ skeleton etc					
25112	Metal door, window, shutter, gates etc	8				
25119	Others n.e.c.	3				
2512	Tanks, reservoirs & containers of metal	2				
25122	Metal containers for gas	2				
2513	Steam generators	2				
25132	Parts for marine or power boilers/ nuclear reactors et	2				
259	Other fabricated metal products	38				
2593	Cutlery, h& tools & general hardware	7				
25932 &	Knives, h& tools, saw blades etc					
25934	Other tools of such nature n.e.c.	7				
2599	Other fabricated metal products n.e.c.	31				
25991	Cans, drums, buckets, boxes, tins etc	8				
25997	Various metal articles	5				
25999	Others n.e.c.	18				
26	COMPUTER, ELECTRONIC AND OPTICAL PRODUCTS	6				
264	Consumer electronics	2				
2640	Consumer electronics	2				
26409	Others n.e.c.	2				
265	Measuring equipment; watches/ clocks	2				
2651	Measuring, navigating/ control equipment	2				
26516	Scales, balances & laboratory apparatus	2				
266 &	Electro medical/ electrotherapeutic equipment					
268	Magnetic & optical media	2				
2660 &	Irradiation, electro medical equipment					
2680	Magnetic & optical media	2				
26602 &	Electro medical/ electrotherapeutic equipment					
26801	Audio & video tapes/ cassettes	2				
27	ELECTRICAL EQUIPMENT	87	234669	1600162	1355754	-9739
271	Electric motor, generator, transformer	23				
2710	Electric motors, generators, transformers etc.	23				
27101	Electric transformers	3				
27102	Electric motors/ power generators etc	3				
27103 &	Electric power distribution panel etc.					
27104	Switchboard apparatus, fuses, switches	6				
27109	Others n.e.c.	11				
272	Batteries & accumulators	8	244408	1341361	1096953	
2720	Batteries & accumulators	8	244408	1341361	1096953	
27203	Lead acid/ lithium/ dry/ wet batteries	8	244408	1341361	1096953	
273	Wiring & wiring devices	24				
2732	Other electric wires & cables	24				
27320	Insulated wire & cable	24				
274	Electric lighting equipment	3				
2740	Electric lighting equipment	3				
27401	Lamps, bulbs, ch&eliers,lanterns etc.	3				
275	Domestic appliances	23	-9739	258801	258801	-9739
2750	Domestic appliances	23	-9739	258801	258801	-9739
27501 &	Domestic electric appliances					
27503	Domestic non-electric cooking equipment	23	-9739	258801	258801	-9739
279	Other electrical equipment	6				
2790	Other electrical equipment	6				
27909	Others n.e.c.	6				
28	MACHINERY AND EQUIPMENT N.E.C.	97				
281	General-purpose machinery	78				
2813	Other pumps, compressors, taps & valves	14				

TABLE - 8.0 **TRADE MARGIN** **SINDH**

2015-16

Value in '000' Rs

Industry Code	Industry Major Groups & Industries	No. of establishments	Trade margin at producer prices (Col 5 - 6 + 7)	Value of sale of goods purchased for resale at producer prices	Cost of goods purchased for resale	Changes in stocks of goods expressly purchased for resale
1	2	3	4	5	6	7
28132	Pumps for liquids	12				
28133 &	Pumps for engines/ motor vehicle pumps					
28134	Industrial taps/ valves & h& pump etc	2				
2819	Other general-purpose machinery	64				
28191	Industrial freezing equipment etc.	2				
28193 &	Filtering or purifying machinery					
28198	Parts for general-purpose machinery	59				
28199	Others n.e.c.	3				
282	Special-purpose machinery	19				
2821	Agricultural & forestry machinery	7				
28211	Tractors	2				
28214	Soil preparation, planting machinery	2				
28219	Diverse agricultural machinery	3				
2822	Metal-forming machinery & machine tools	3				
28222	Tools for grinding, drilling, boring	3				
2825 &	Food, beverage & tobacco machinery					
2826	Textile, apparel & leather machinery	9				
28259 &	Food processing machinery					
28261	Textile machinery	9				
29	MOTOR VEHICLES, TRAILERS AND SEMI	227	3675775	11308659	8638725	1005842
291	Motor vehicles	12	3586811	10126030	7542575	1003356
2910	Motor vehicles	12	3586811	10126030	7542575	1003356
29101	Passenger cars, commercial busses etc.	12	3586811	10126030	7542575	1003356
292	Motor vehicle bodies, trailers etc	7				
2920	Motor bodies, trailers & semi-trailers	7				
29202	Trailers & semi-trailers	7				
293	Parts & accessories for motor vehicles	208	88964	1182629	1096150	2485
2930	Parts & accessories for motor vehicles	208	88964	1182629	1096150	2485
29301	Parts & accessories for motor vehicles	208	88964	1182629	1096150	2485
30	OTHER TRANSPORT EQUIPMENT	21				
309	Transport equipment n.e.c.	21				
3091	Motorcycles	21				
30911	Motorcycles, engines for motorcycles	13				
30912	Parts & accessories for motorcycles.	8				
31	FURNITURE	31				
310	Furniture	31				
3100	Furniture	31				
31001	Furniture & fixtures.	27				
31004	Furniture for kitchen bedrooms etc.	4				
32	OTHER MANUFACTURING	58				
321	Jewellery, bijouterie etc	35				
3211 &	Jewellery & related articles					
3212	Imitation jewellery & related articles	35				
32113 &	Jewellery, goldsmiths' articles.					
32121	Costume or imitation jewellery.	35				
325	Medical & dental instruments & supplies	9				
3250	Medical & dental instruments & supplies	9				
32509	Others n.e.c.	9				
329	Other manufacturing n.e.c.	14				
3290	Other manufacturing n.e.c.	14				
32902	Brooms & brushes.	2				
32903	Pens, pencils & stamps etc.	5				
32909	Others n.e.c.	7				

TABLE - 9.0 **RECEIPTS FROM OTHER ACTIVITIES** **SINDH**

2015-16

Value in '000' Rs

Industry Code	Industry Major Groups & Industries	No. of establishments	Receipts from other non-Industrial Activities		
			Total Non-Industrial Receipts	Receipts from transport services	Receipts from rental, lease of buildings, equipments and warehouses and storage, cold storage, godown etc
1	2	3	4	5	6
C	**ALL INDUSTIRES**	**6299**	**11928307**	**9188873**	**2739435**
10	FOOD PRODUCTS	1682	2036432	92601	1943831
101	Processing & preserving of meat	5			
1010	Processing & preserving of meat	5			
10102	Fresh, chilled or frozen meat	5			
102	Processing & preserving of fish	14			
1020	Processing/ preserving of fish, molluscs	14			
10202	Fish, crustacean & mollusc products	14			
103	Processing of fruit/ vegetables	26			
1030	Processing/ preserving of fruit/ vegetables	26			
10302	Preserving of fruit, nuts or vegetables	24			
10305	Jams, jellies & marmalades	2			
104	Vegetable & animal oils/ fats	313	1882442		1882442
1040	Vegetable & animal oils & fats	313	1882442		1882442
10401	Crude / refined vegetable oils	164	1881951		1881951
10405	Cotton linters.	131	491		491
10406	Oilcakes & others	18			
105	Dairy products	18			
1050	Dairy products	18			
10501	fresh liquid milk & milk-based drinks	8			
10506 &	Ice cream & other edible ice.				
10509	Others n.e.c.	10			
106	Grain mill products, starches etc	926	54176	402	53774
1061 &	Grain mill products				
1062	Starches & starch products	926	54176	402	53774
10611	Grain milling.	221			
10612	Rice milling.	603	38739		38739
10613 &	Vegetable milling				
10621	Starches from rice, potatoes, maize etc.	102	15437	402	15035
107	Other food products	333	99814	92199	7615
1071	Bakery products	112	180		180
10711	Bread & rolls	36			
10712	Pastry, cakes, pies etc.	5	180		180
10713	Rusks, biscuits & bakery products	47			
10719	Others n.e.c.	24			
1072	Sugar	36	91266	88698	2569
10721	Sugar & sugar substitutes	36	91266	88698	2569
1073	Chocolate & sugar confectionery	32	95		95
10732	Chocolate & sugar confectionery	32	95		95
1079	Other food products n.e.c.	153	8272	3501	4772
10792	Blending of tea & mate	7			
10794 &	Infant formula or baby foods etc				
10795	Prepared foods/sandwiches, fresh pizza etc.	3	1504		1504
10796	Spices, sauces & condiments	34			
10798	Processing of salt	15			
10799	Others n.e.c.	94	6768	3501	3268
108	Prepared animal feeds	47			
1080	Prepared animal feeds	47			
10802	Prepared feeds for farm animals	47			
11	BEVERAGES	38	17076		17076
110	Beverages	38	17076		17076
1104	Soft drinks, mineral waters etc	38	17076		17076
11041	Non-alcoholic beverages	9	17076		17076
11042	Natural mineral waters/ bottled waters	17			
11043	Soft drinks like lemonade, cola etc.	12			
12	TOBACCO PRODUCTS	10			
120	Tobacco products	10			
1200	Tobacco products	10			
12001	Tobacco products & substitutes etc.	10			
13	TEXTILES	1479	97402		97402
131	Spinning, weaving, finishing of textile	1259	97193		97193
1311	Spinning of textile fibres	219	14773		14773
13112	Spinning of yarn or thread	219	14773		14773
1312	Weaving of textiles	817	78273		78273
13121	Broad woven fabrics	590	78273		78273
13129	Others n.e.c.	227			
1313	Finishing of textiles	223	4147		4147
13131	Bleaching & dyeing of fabrics	223	4147		4147
139	Other textiles	220	209		209
1392	Made-up textile articles	75	209		209

TABLE - 9.0 **RECEIPTS FROM OTHER ACTIVITIES** **SINDH**

2015-16

Value in '000' Rs

Receipts from other industrial activities					Total receipts from other activities	Industry Code
Receipts from repair, maintenance contract, commission & other work done	Receipts from Industrial waste(Scrap & reuse etc)	Receipts from agency commission etc	Other receipts from output	Total		
7	8	9	10	11	12	1
16794034	**4813958**	**486973**	**45178997**	**67273961**	**79202269**	**C**
717291	537062	8636	7138270	8401260	10437691	10
			40669	40669	40669	101
			40669	40669	40669	1010
			40669	40669	40669	10102
						102
						1020
						10202
	46598		8471	55069	55069	103
	46598		8471	55069	55069	1030
			1814	1814	1814	10302
	46598		6657	53255	53255	10305
43208	83163		2319455	2445825	4328267	104
43208	83163		2319455	2445825	4328267	1040
40558	57650		2314173	2412380	4294331	10401
2650	24763		666	28079	28570	10405
	750		4616	5366	5366	10406
	844		2189292	2190136	2190136	105
	844		2189292	2190136	2190136	1050
	223		2188257	2188480	2188480	10501
						10506 &
	621		1035	1656	1656	10509
95649	188992	7469	14640	306750	360926	106
						1061 &
95649	188992	7469	14640	306750	360926	1062
1510	5290	177	3545	10522	10522	10611
	86834		2511	89345	128084	10612
						10613 &
94140	96868	7292	8584	206883	222320	10621
578434	214441	1167	2565744	3359786	3459599	107
	69131		110991	180122	180302	1071
	2734			2734	2734	10711
	605		734	1339	1519	10712
	45481		32087	77569	77569	10713
	20310		78170	98480	98480	10719
	62330		2150318	2212648	2303914	1072
	62330		2150318	2212648	2303914	10721
	121		124500	124622	124717	1073
	121		124500	124622	124717	10732
578434	82859	1167	179934	842394	850666	1079
	67693			67693	67693	10792
						10794 &
	153		151	304	1808	10795
884	285		157963	159133	159133	10796
						10798
577550	14727	1167	21820	615264	622033	10799
	3025			3025	3025	108
	3025			3025	3025	1080
	3025			3025	3025	10802
	14127		31910	46037	63113	11
	14127		31910	46037	63113	110
	14127		31910	46037	63113	1104
	14127		4321	18449	35525	11041
			2884	2884	2884	11042
			24705	24705	24705	11043
			3936	3936	3936	12
			3936	3936	3936	120
			3936	3936	3936	1200
			3936	3936	3936	12001
12047376	1498178	9558	5731138	19286251	19383653	13
11679455	1470604	9558	4460185	17619802	17716995	131
222896	892287	4714	2503731	3623627	3638401	1311
222896	892287	4714	2503731	3623627	3638401	13112
748061	141384	3484	1282763	2175692	2253965	1312
627135	121415	3484	1210580	1962614	2040887	13121
120926	19968		72184	213078	213078	13129
10708498	436934	1361	673691	11820483	11824630	1313
10708498	436934	1361	673691	11820483	11824630	13131
367922	27574		1270953	1666449	1666658	139
367922	12529		1248706	1629158	1629366	1392

TABLE - 9.0 **RECEIPTS FROM OTHER ACTIVITIES** **SINDH**

2015-16

Value in '000' Rs

Industry Code	Industry Major Groups & Industries	No. of establishments	Receipts from other non-Industrial Activities		
			Total Non-Industrial Receipts	Receipts from transport services	Receipts from rental, lease of buildings, equipments and warehouses and storage, cold storage, godown etc
1	2	3	4	5	6
13921	Madeup articles of any textile material	66	209		209
13922	Made-up furnishing articles	9			
1393 &	Carpets & rugs				
1394	Cordage, rope, twine & netting	6			
13930 &	Floor coverings like carpets, rugs etc.				
13941	Twine, cordage, rope etc.	6			
1399	Other textiles n.e.c.	139			
13991	Labels/ badges etc.	12			
13992	Tulles/ laces & other net fabrics	125			
13999	Others n.e.c.	2			
14	WEARING APPAREL	652	6834	240	6594
141	Wearing apparel	560	6834	240	6594
1410	Wearing apparel	560	6834	240	6594
14101	Wearing apparel of leather	27			
14102	Outerwear/ work wear	524	6592		6592
14103	Underwear/ nightwear	4	242	240	2
14105	Other clothing accessories	5			
143	Knitted & crocheted apparel	92			
1430	Knitted & crocheted apparel	92			
14302	Hosiery, socks, tights & pantyhose etc	92			
15	LEATHER PRODUCTS	111	8991		8991
151	Tanning of leather & leather products	103	8991		8991
1511	Tanning & dressing of leather	87	8991		8991
15111	Tanning/ dressing of hides & skins	87	8991		8991
1512	Luggage, h&bags, saddlery etc.	16			
15121 &	Luggage, h&bags etc.				
15122	Articles of leather etc.	16			
152	Footwear	8			
1520	Footwear	8			
15201	Footwear	8			
16	WOOD AND WOOD PRODUCTS	29	533	533	
161	Sawmilling & planning of wood	5	533	533	
1610	Sawmilling & planning of wood	5	533	533	
16101 &	Sawing & planning of wood				
16102	Wooden railway sleepers	5	533	533	
162	Products of wood, cork, straw etc.	24			
1621	Veneer sheets & wood-based panels	19			
16212	Plywood/ veneer panel/ laminated sheets	5			
16213	Particle board/ densified wood etc.	14			
1622	Builders' carpentry & joinery	2			
16221	Wooden goods of construction industry	2			
1623 &	Wooden containers				
1629	Other wood products	3			
16231 &	Packing boxes, crates, drums of wood				
16291	Wood products	3			
17	PAPER AND PAPER PRODUCTS	202	9522	322	9200
170	Paper & paper products	202	9522	322	9200
1701	Pulp, paper & paperboard	52			
17013	Paper & paperboard	50			
17019	Others n.e.c.	2			
1702	Corrugated paper/ paperboard & containers	133	9522	322	9200
17021	Corrugated paper/ paperboard containers	131	9522	322	9200
17022	Sacks, bags & similar articles of paper	2			
1709	Other articles of paper & paperboard	17			
17091	Personal hygiene paper product	14			
17099	Others n.e.c.	3			
18	PRINTING/REPRODUCTION OF RECORDED MEDIA	121	27633		27633
181	Printing	121	27633		27633
1811 &	Printing				
1812	Service related to printing	121	27633		27633
18111	Printing of newspapers/ magazines	76			
18112	Printing of books, brochures, maps etc	19			
18113	Printing of postage stamps, cheques etc	2	27633		27633
18114	Printing of diaries & calendars etc	4			
18115 &	Printing on textile, glass, metal, wood				
18123	Plate/image-making setting services	20			
19	COKE AND REFINED PETROLEUM PRODUCTS	30	8977654	8856370	121283
192	Refined petroleum products	30	8977654	8856370	121283
1920	Refined petroleum products	30	8977654	8856370	121283

TABLE - 9.0 **RECEIPTS FROM OTHER ACTIVITIES** **SINDH**

2015-16

Value in '000' Rs

Receipts from other industrial activities						
Receipts from repair, maintenance contract, commission & other work done	Receipts from Industrial waste(Scrap & reuse etc)	Receipts from agency commission etc	Other receipts from output	Total	Total receipts from other activities	Industry Code
7	8	9	10	11	12	1
367922	11361		1242059	1621342	1621551	13921
	1169		6647	7816	7816	13922
			2164	2164	2164	1393 & 1394
			2164	2164	2164	13930 & 13941
	15044		20083	35128	35128	1399
	15044		20083	35128	35128	13991
						13992
						13999
688087	193010	9745	3709835	4600677	4607510	14
397865	193010	9745	3609139	4209758	4216592	141
397865	193010	9745	3609139	4209758	4216592	1410
63371	2042		187124	252537	252537	14101
334494	148065	9745	3422015	3914318	3920910	14102
	300			300	542	14103
	42603			42603	42603	14105
290223			100696	390918	390918	143
290223			100696	390918	390918	1430
290223			100696	390918	390918	14302
116822	660		485687	603168	612160	15
116822	660		485687	603168	612160	151
116822	660		469938	587420	596411	1511
116822	660		469938	587420	596411	15111
			15749	15749	15749	1512
			15749	15749	15749	15121 & 15122
						152
						1520
						15201
1133	2145		14675	17953	18487	16
933	800			1733	2267	161
933	800			1733	2267	1610
933	800			1733	2267	16101 & 16102
200	1345		14675	16220	16220	162
	935		14675	15610	15610	1621
			14671	14671	14671	16212
	935		3	939	939	16213
						1622
						16221
200	410			610	610	1623 & 1629
200	410			610	610	16231 & 16291
48288	42766		1545156	1636210	1645733	17
48288	42766		1545156	1636210	1645733	170
	13707		6750	20457	20457	1701
	13483		6750	20233	20233	17013
	224			224	224	17019
48288	17452		1538406	1604146	1613668	1702
48288	17452		1538406	1604146	1613668	17021
						17022
	11607			11607	11607	1709
	11607			11607	11607	17091
						17099
1138280	25028		766835	1930144	1957777	18
1138280	25028		766835	1930144	1957777	181
1138280	25028		766835	1930144	1957777	1811 & 1812
			197114	197114	197114	18111
190673	12323			202996	202996	18112
550031			562453	1112484	1140117	18113
186441				186441	186441	18114
211134	12705		7269	231108	231108	18115 & 18123
227	38243		2560144	2598613	11576267	19
227	38243		2560144	2598613	11576267	192
227	38243		2560144	2598613	11576267	1920

TABLE - 9.0 **RECEIPTS FROM OTHER ACTIVITIES** **SINDH**

2015-16

Value in '000' Rs

Industry Code	Industry Major Groups & Industries	No. of establishments	Receipts from other non-Industrial Activities		
			Total Non-Industrial Receipts	Receipts from transport services	Receipts from rental, lease of buildings, equipments and warehouses and storage, cold storage, godown etc
1	2	3	4	5	6
19201	Production of motor fuel/ kerosene etc.	4	8977654	8856370	121283
19203	Oil-based lubricating oils or greases	26			
20	CHEMICALS AND CHEMICAL PRODUCTS	265	111447	7506	103941
201	Basic chemicals, fertilizers etc.	110	65592	7506	58086
2011	Basic chemicals	93	7506	7506	
20111	Inorganic industrial/ medical gases	62			
20112	Dyes & pigments in basic form	10	7506	7506	
20113	Manufacture of inorganic acids & bases	3			
20115	Basic organic chemicals	9			
20119	Others n.e.c.	9			
2012	Fertilizers & nitrogen compounds	7	4834		4834
20121	Fertilizers	7	4834		4834
2013	Plastics & synthetic rubber	10	53252		53252
20131	Plastics in primary forms	10	53252		53252
202 &	Other chemical products				
203	Man-made fibres	155	45855		45855
2021	Pesticides/ agrochemical products etc	13			
20211	Insecticides/ fungicides/ herbicides	11			
20219	Other agrochemical products n.e.c.	2			
2022	Paints, varnishes & printing ink etc.	32			
20221 &	Paints & varnishes etc				
20227	Printing ink	32			
2023	Soap, perfumes & toilet preparations	70	44291		44291
20232	Soap	38			
20234	Detergent, dish-washing preparation etc	2	39446		39446
20236	Perfumes & toilet preparations	30	4845		4845
2029 &	Other chemical products n.e.c.				
2030	Man-made fibres	40	1564		1564
20292	Gelatine/ glues & prepared adhesives	21			
20294	Photographic plates, films etc	3	1564		1564
20299 &	Others n.e.c.				
20303	Synthetic or artificial filament yarn	16			
21	BASIC PHARMACEUTICAL PRODUCTS	211	23157		23157
210	Pharmaceuticals	211	23157		23157
2100	Pharmaceuticals	211	23157		23157
21001	Medicinal active substances	195	18734		18734
21003	Medicaments/ homeopathic preparations	12			
21009	Other such activities n.e.c.	4	4423		4423
22	RUBBER AND PLASTICS PRODUCTS	215	835	631	203
221	Rubber products	22			
2211	Rubber tyres & tubes	5			
22111	Rubber tyres	5			
2219	Other rubber products	17			
22191	Other products of rubber	17			
222	Plastics products	193	835	631	203
2220	Plastics products	193	835	631	203
22201	Plastic products for packing of goods	172	835	631	203
22203	Plastic tableware, kitchenware etc	12			
22209	Other diverse plastic products	9			
23	OTHER NON-METALLIC MINERAL PRODUCTS	548	7353	2324	5030
231	Glass & glass products	33	689		689
2310	Glass & glass products	33	689		689
23101	Flat glass/ glass paving blocks	24	689		689
23102	Glass mirror/ bottle/ drinking glass	4			
23103	Pharmaceutical glassware etc.	5			
239	Non-metallic mineral products n.e.c.	515	6665	2324	4341
2392	Clay building materials	353	1497	1148	349
23921	Ceramic tiles, mosaic cubes etc.	2	218	218	
23922 &	Non-refractory clay building materials				
23923	Ceramic sanitary fixtures	351	1279	930	349
2393	Other porcelain & ceramic products	9			
23931	Ceramic tableware & domestic articles	9			
2394	Cement, lime & plaster	5	2522		2522
23941	Clinkers & hydraulic cement	5	2522		2522
2395	Articles of concrete, cement & plaster	48			
23951	Precast concrete, cement or stone	48			
2396	Cutting, shaping & finishing of stone	100	2646	1176	1470
23961	Cutting, shaping & finishing of stone	100	2646	1176	1470
24	BASIC METALS	126	95646		95646
241	Basic iron & steel	109	95646		95646

TABLE - 9.0 **RECEIPTS FROM OTHER ACTIVITIES** **SINDH**

2015-16

Value in '000' Rs

Receipts from other industrial activities					Total receipts from other activities	Industry Code
Receipts from repair, maintenance contract, commission & other work done	Receipts from Industrial waste(Scrap & reuse etc)	Receipts from agency commission etc	Other receipts from output	Total		
7	8	9	10	11	12	1
	38243		2520929	2559172	11536826	19201
227			39214	39441	39441	19203
584352	584008	77819	9292677	10538856	10650304	20
4610	349434	2927	8789634	9146605	9212198	201
4610	113922	2927	140699	262159	269665	2011
	75635		47824	123459	123459	20111
	37160	2927	65115	105202	112708	20112
1147			27761	28908	28908	20113
						20115
3463	1127			4590	4590	20119
	108510		8552030	8660541	8665375	2012
	108510		8552030	8660541	8665375	20121
	127001		96905	223906	277158	2013
	127001		96905	223906	277158	20131
						202 &
579742	234574	74892	503043	1392251	1438106	203
58717	4289		38601	101607	101607	2021
58717	4289		38601	101607	101607	20211
						20219
	4763	560	24629	29952	29952	2022
						20221 &
	4763	560	24629	29952	29952	20227
521025	213136	73732	421437	1229331	1273621	2023
	210968		160340	371307	371307	20232
19458		38301	252918	310677	350123	20234
501567	2168	35431	8179	547346	552191	20236
						2029 &
	12386	600	18375	31361	32925	2030
	10928			10928	10928	20292
			8439	8439	10003	20294
						20299 &
	1458	600	9937	11995	11995	20303
25835	96902	169958	7854812	8147507	8170664	21
25835	96902	169958	7854812	8147507	8170664	210
25835	96902	169958	7854812	8147507	8170664	2100
25835	94783	169958	7840227	8130802	8149537	21001
			13814	13814	13814	21003
	2119		772	2891	7314	21009
	57449	1551	428881	487881	488715	22
			72132	72132	72132	221
			70233	70233	70233	2211
			70233	70233	70233	22111
			1898	1898	1898	2219
			1898	1898	1898	22191
	57449	1551	356749	415749	416584	222
	57449	1551	356749	415749	416584	2220
	56255	1551	356708	414514	415348	22201
	396			396	396	22203
	798		41	840	840	22209
440827	45215	1239	968631	1455912	1463265	23
	732	1169	100459	102360	103049	231
	732	1169	100459	102360	103049	2310
	732	1169	86191	88092	88781	23101
						23102
			14268	14268	14268	23103
440827	44483	70	868172	1353552	1360216	239
10476	349	70	48526	59420	60917	2392
9546			48520	58066	58284	23921
						23922 &
930	349	70	6	1354	2633	23923
						2393
						23931
	43108		786399	829506	832029	2394
	43108		786399	829506	832029	23941
371978	145		32789	404912	404912	2395
371978	145		32789	404912	404912	23951
58373	882		459	59713	62359	2396
58373	882		459	59713	62359	23961
454384	1286309	1669	2208983	3951345	4046991	24
454384	1282700	1669	2207486	3946238	4041884	241

TABLE - 9.0 **RECEIPTS FROM OTHER ACTIVITIES** **SINDH**

2015-16

Value in '000' Rs

Industry Code	Industry Major Groups & Industries	No. of establishments	Receipts from other non-Industrial Activities		
			Total Non-Industrial Receipts	Receipts from transport services	Receipts from rental, lease of buildings, equipments and warehouses and storage, cold storage, godown etc
1	2	3	4	5	6
2410	Basic iron & steel	109	95646		95646
24103 &	Pure iron, granular iron & iron powder				
24104	Remelting of scrap ingot of iron/ steel	2	3055		3055
24106	Hot/cold-rolled products of steel	81			
24108	Welded tubes & pipes of steel	22	92591		92591
24109	Others n.e.c.	4			
242	Basic precious & non-ferrous metals	13			
2420	Basic precious & non-ferrous metals	13			
24202 &	Aluminium & alloys				
24206	Chrome, manganese, nickel & alloys etc	13			
243	Casting of metals	4			
2431	Casting of iron & steel	4			
24311 &	Casting of iron				
24312	Casting of steel	4			
25	FABRICATED METAL PRODUCTS	53			
251	Structural metal products etc	15			
2511	Structural metal products	11			
25111 &	Metal framework/ skeleton etc				
25112	Metal door, window, shutter, gates etc	8			
25119	Others n.e.c.	3			
2512	Tanks, reservoirs & containers of metal	2			
25122	Metal containers for gas	2			
2513	Steam generators	2			
25132	Parts for marine or power boilers/ nuclear reactors etc	2			
259	Other fabricated metal products	38			
2593	Cutlery, h& tools & general hardware	7			
25932 &	Knives, h& tools, saw blades etc				
25934	Other tools of such nature n.e.c.	7			
2599	Other fabricated metal products n.e.c.	31			
25991	Cans, drums, buckets, boxes, tins etc	8			
25997	Various metal articles	5			
25999	Others n.e.c.	18			
26	COMPUTER, ELECTRONIC AND OPTICAL PRODUCTS	6			
264	Consumer electronics	2			
2640	Consumer electronics	2			
26409	Others n.e.c.	2			
265	Measuring equipment; watches/ clocks	2			
2651	Measuring, navigating/ control equipment	2			
26516	Scales, balances & laboratory apparatus	2			
266 &	Electro medical/ electrotherapeutic equipment				
268	Magnetic & optical media	2			
2660 &	Irradiation, electro medical equipment				
2680	Magnetic & optical media	2			
26602 &	Electro medical/ electrotherapeutic equipment				
26801	Audio & video tapes/ cassettes	2			
27	ELECTRICAL EQUIPMENT	87	22405	351	22054
271	Electric motor, generator, transformer	23			
2710	Electric motors, generators, transformers etc.	23			
27101	Electric transformers	3			
27102	Electric motors/ power generators etc	3			
27103 &	Electric power distribution panel etc.				
27104	Switchboard apparatus, fuses, switches	6			
27109	Others n.e.c.	11			
272	Batteries & accumulators	8	860		860
2720	Batteries & accumulators	8	860		860
27203	Lead acid/ lithium/ dry/ wet batteries	8	860		860
273	Wiring & wiring devices	24	11239	351	10888
2732	Other electric wires & cables	24	11239	351	10888
27320	Insulated wire & cable	24	11239	351	10888
274	Electric lighting equipment	3			
2740	Electric lighting equipment	3			
27401	Lamps, bulbs, ch&eliers,lanterns etc.	3			
275	Domestic appliances	23	10306		10306
2750	Domestic appliances	23	10306		10306
27501 &	Domestic electric appliances				
27503	Domestic non-electric cooking equipment	23	10306		10306
279	Other electrical equipment	6			
2790	Other electrical equipment	6			
27909	Others n.e.c.	6			
28	MACHINERY AND EQUIPMENT N.E.C.	97	18766		18766
281	General-purpose machinery	78			
2813	Other pumps, compressors, taps & valves	14			

TABLE - 9.0 **RECEIPTS FROM OTHER ACTIVITIES** **SINDH**

2015-16

Value in '000' Rs

Receipts from other industrial activities					Total receipts from other activities	Industry Code
Receipts from repair, maintenance contract, commission & other work done	Receipts from Industrial waste(Scrap & reuse etc)	Receipts from agency commission etc	Other receipts from output	Total		
7	8	9	10	11	12	1
454384	1282700	1669	2207486	3946238	4041884	2410
1991	8187		9214	19392	22447	24103 & 24104
	1166462		2106411	3272873	3272873	24106
452393	108050	1669	91861	653973	746564	24108
						24109
			1498	1498	1498	242
			1498	1498	1498	2420
			1498	1498	1498	24202 & 24206
	3609			3609	3609	243
	3609			3609	3609	2431
	3609			3609	3609	24311 & 24312
2000	21150	50498	161986	235634	235634	25
2000	50		155301	157351	157351	251
2000	50		151029	153079	153079	2511
			2200	2200	2200	25111 & 25112
2000	50		148829	150879	150879	25119
						2512
						25122
			4272	4272	4272	2513
			4272	4272	4272	25132
	21100	50498	6685	78283	78283	259
	17217	50498		67716	67716	2593
	17217	50498		67716	67716	25932 & 25934
	3883		6685	10568	10568	2599
	625		6577	7202	7202	25991
			108	108	108	25997
	3257			3257	3257	25999
			2621	2621	2621	26
						264
						2640
						26409
						265
						2651
						26516
			2621	2621	2621	266 & 268
			2621	2621	2621	2660 & 2680
			2621	2621	2621	26602 & 26801
52096	94094	23800	465678	635668	658073	27
51291	28317	330	70258	150196	150196	271
51291	28317	330	70258	150196	150196	2710
						27101
659		330		989	989	27102
	28317		70258	98575	98575	27103 & 27104
50632				50632	50632	27109
	36926		230855	267780	268640	272
	36926		230855	267780	268640	2720
	36926		230855	267780	268640	27203
	21913	16762	155033	193709	204948	273
	21913	16762	155033	193709	204948	2732
	21913	16762	155033	193709	204948	27320
	22	6708		6730	6730	274
	22	6708		6730	6730	2740
	22	6708		6730	6730	27401
805	6917		9532	17253	27560	275
805	6917		9532	17253	27560	2750
805	6917		9532	17253	27560	27501 & 27503
						279
						2790
						27909
87361	66261		791449	945071	963837	28
7741			6438	14179	14179	281
7741			4487	12228	12228	2813

TABLE - 9.0 **RECEIPTS FROM OTHER ACTIVITIES** **SINDH**

2015-16

Value in '000' Rs

Industry Code	Industry Major Groups & Industries	No. of establishments	Receipts from other non-Industrial Activities		
			Total Non-Industrial Receipts	Receipts from transport services	Receipts from rental, lease of buildings, equipments and warehouses and storage, cold storage, godown etc
1	2	3	4	5	6
28132	Pumps for liquids	12			
28133 &	Pumps for engines/ motor vehicle pumps				
28134	Industrial taps/ valves & h& pump etc	2			
2819	Other general-purpose machinery	64			
28191	Industrial freezing equipment etc.	2			
28193 &	Filtering or purifying machinery				
28198	Parts for general-purpose machinery	59			
28199	Others n.e.c.	3			
282	Special-purpose machinery	19	18766		18766
2821	Agricultural & forestry machinery	7			
28211	Tractors	2			
28214	Soil preparation, planting machinery	2			
28219	Diverse agricultural machinery	3			
2822	Metal-forming machinery & machine tools	3			
28222	Tools for grinding, drilling, boring	3			
2825 &	Food, beverage & tobacco machinery				
2826	Textile, apparel & leather machinery	9	18766		18766
28259 &	Food processing machinery				
28261	Textile machinery	9	18766		18766
29	MOTOR VEHICLES, TRAILERS AND SEMI	227	459006	227994	231012
291	Motor vehicles	12	269774	225884	43890
2910	Motor vehicles	12	269774	225884	43890
29101	Passenger cars, commercial busses etc.	12	269774	225884	43890
292	Motor vehicle bodies, trailers etc	7			
2920	Motor bodies, trailers & semi-trailers	7			
29202	Trailers & semi-trailers	7			
293	Parts & accessories for motor vehicles	208	189231	2110	187121
2930	Parts & accessories for motor vehicles	208	189231	2110	187121
29301	Parts & accessories for motor vehicles	208	189231	2110	187121
30	OTHER TRANSPORT EQUIPMENT	21	7615		7615
309	Transport equipment n.e.c.	21	7615		7615
3091	Motorcycles	21	7615		7615
30911	Motorcycles, engines for motorcycles	13	7615		7615
30912	Parts & accessories for motorcycles.	8			
31	FURNITURE	31			
310	Furniture	31			
3100	Furniture	31			
31001	Furniture & fixtures.	27			
31004	Furniture for kitchen bedrooms etc.	4			
32	OTHER MANUFACTURING	58			
321	Jewellery, bijouterie etc	35			
3211 &	Jewellery & related articles				
3212	Imitation jewellery & related articles	35			
32113 &	Jewellery, goldsmiths' articles.				
32121	Costume or imitation jewellery.	35			
325	Medical & dental instruments & supplies	9			
3250	Medical & dental instruments & supplies	9			
32509	Others n.e.c.	9			
329	Other manufacturing n.e.c.	14			
3290	Other manufacturing n.e.c.	14			
32902	Brooms & brushes.	2			
32903	Pens, pencils & stamps etc.	5			
32909	Others n.e.c.	7			

TABLE - 9.0 **RECEIPTS FROM OTHER ACTIVITIES** **SINDH**

2015-16

Value in '000' Rs

Receipts from other industrial activities					Total receipts from other activities	Industry Code
Receipts from repair, maintenance contract, commission & other work done	Receipts from Industrial waste(Scrap & reuse etc)	Receipts from agency commission etc	Other receipts from output	Total		
7	8	9	10	11	12	1
7741			3057	10798	10798	28132
						28133 &
			1430	1430	1430	28134
			1951	1951	1951	2819
			1951	1951	1951	28191
						28193 &
						28198
						28199
79620	66261		785011	930891	949657	282
400				400	400	2821
						28211
						28214
400				400	400	28219
	500		56	556	556	2822
	500		56	556	556	28222
						2825 &
79220	65761		784955	929935	948701	2826
						28259 &
79220	65761		784955	929935	948701	28261
389674	192614	132500	679229	1394017	1853022	29
	33321	120447	360866	514635	784409	291
	33321	120447	360866	514635	784409	2910
	33321	120447	360866	514635	784409	29101
						292
						2920
						29202
389674	159293	12053	318363	879382	1068613	293
389674	159293	12053	318363	879382	1068613	2930
389674	159293	12053	318363	879382	1068613	29301
	17471			17471	25086	30
	17471			17471	25086	309
	17471			17471	25086	3091
	17471			17471	25086	30911
						30912
	102			102	102	31
	102			102	102	310
	102			102	102	3100
						31001
	102			102	102	31004
	1164		336464	337628	337628	32
						321
						3211 &
						3212
						32113 &
						32121
			307266	307266	307266	325
			307266	307266	307266	3250
			307266	307266	307266	32509
	1164		29197	30362	30362	329
	1164		29197	30362	30362	3290
			29197	29197	29197	32902
						32903
	1164			1164	1164	32909

TABLE - 10.0 **CENSUS VALUE ADDED** **SINDH**

2015-16

Value in '000' Rs

Industry Code	Industry Major Groups & Industries	No. of establishments	Total production at basic prices	Total Industrial Cost	Census value added at basic prices	Import/Excise Duty/less subsidy
1	2	3	4	5	6	7
C	**ALL INDUSTIRES**	**6299**	**4997697646**	**3438237508**	**1547531831**	**12743077**
10	FOOD PRODUCTS	1682	1036902112	777657442	257208238	5833233
101	Processing & preserving of meat	5	16306132	11635230	4670901	-20096
1010	Processing & preserving of meat	5	16306132	11635230	4670901	-20096
10102	Fresh, chilled or frozen meat	5	16306132	11635230	4670901	-20096
102	Processing & preserving of fish	14	1914486	1342692	571795	332
1020	Processing/ preserving of fish, molluscs	14	1914486	1342692	571795	332
10202	Fish, crustacean & mollusc products	14	1914486	1342692	571795	332
103	Processing of fruit/ vegetables	26	12199898	7988697	4211201	402
1030	Processing/ preserving of fruit/ vegetables	26	12199898	7988697	4211201	402
10302	Preserving of fruit, nuts or vegetables	24	4083351	2585620	1497731	
10305	Jams, jellies & marmalades	2	8116547	5403077	2713470	402
104	Vegetable & animal oils/ fats	313	394466786	321738578	70845766	4888968
1040	Vegetable & animal oils & fats	313	394466786	321738578	70845766	4888968
10401	Crude / refined vegetable oils	164	345852250	280677728	63292571	4347580
10405	Cotton linters.	131	46585187	39396169	7188528	541388
10406	Oilcakes & others	18	2029349	1664682	364667	
105	Dairy products	18	53071788	33287528	19784260	-9554
1050	Dairy products	18	53071788	33287528	19784260	-9554
10501	fresh liquid milk & milk-based drinks	8	52735959	33102949	19633010	-9554
10506 &	Ice cream & other edible ice.					
10509	Others n.e.c.	10	335829	184579	151250	
106	Grain mill products, starches etc	926	196095163	151582867	44458120	-70944
1061 &	Grain mill products					
1062	Starches & starch products	926	196095163	151582867	44458120	-70944
10611	Grain milling.	221	61103540	53219723	7883817	3328
10612	Rice milling.	603	103697890	77912607	25746544	-114698
10613 &	Vegetable milling					
10621	Starches from rice, potatoes, maize etc.	102	31293733	20450537	10827759	40425
107	Other food products	333	341872944	233727615	108045515	728669
1071	Bakery products	112	69749446	40996981	28752285	143134
10711	Bread & rolls	36	7047588	4648557	2399031	60475
10712	Pastry, cakes, pies etc.	5	394738	249688	144870	
10713	Rusks, biscuits & bakery products	47	57458537	33161366	24297171	82659
10719	Others n.e.c.	24	4848583	2937370	1911213	
1072	Sugar	36	118466444	98411527	19963651	662556
10721	Sugar & sugar substitutes	36	118466444	98411527	19963651	662556
1073	Chocolate & sugar confectionery	32	39021181	26836396	12184690	
10732	Chocolate & sugar confectionery	32	39021181	26836396	12184690	
1079	Other food products n.e.c.	153	114635872	67482711	47144889	-77021
10792	Blending of tea & mate	7	49391557	24515844	24875713	
10794 &	Infant formula or baby foods etc					
10795	Prepared foods/sandwiches, fresh pizza etc.	3	5327911	3134685	2191722	
10796	Spices, sauces & condiments	34	40916790	27290306	13626483	
10798	Processing of salt	15	324460	187515	136945	
10799	Others n.e.c.	94	18675154	12354360	6314026	-77021
108	Prepared animal feeds	47	20974914	16354235	4620679	315457
1080	Prepared animal feeds	47	20974914	16354235	4620679	315457
10802	Prepared feeds for farm animals	47	20974914	16354235	4620679	315457
11	BEVERAGES	38	39890883	27189226	12684581	2880078
110	Beverages	38	39890883	27189226	12684581	2880078
1104	Soft drinks, mineral waters etc	38	39890883	27189226	12684581	2880078
11041	Non-alcoholic beverages	9	13843169	10106971	3719122	53970
11042	Natural mineral waters/ bottled waters	17	2909355	929949	1979406	
11043	Soft drinks like lemonade, cola etc.	12	23138359	16152306	6986053	2826108
12	TOBACCO PRODUCTS	10	616735	504165	112570	
120	Tobacco products	10	616735	504165	112570	
1200	Tobacco products	10	616735	504165	112570	
12001	Tobacco products & substitutes etc.	10	616735	504165	112570	
13	TEXTILES	1479	939758764	640246709	299414654	-198742
131	Spinning, weaving, finishing of textile	1259	868803060	596852820	271853046	-207886
1311	Spinning of textile fibres	219	396416255	282980570	113420911	-185742
13112	Spinning of yarn or thread	219	396416255	282980570	113420911	-185742
1312	Weaving of textiles	817	412433320	273127871	139227176	-25928
13121	Broad woven fabrics	590	363979208	242256661	121644274	-25928
13129	Others n.e.c.	227	48454112	30871211	17582902	
1313	Finishing of textiles	223	59953484	40744378	19204959	3784
13131	Bleaching & dyeing of fabrics	223	59953484	40744378	19204959	3784
139	Other textiles	220	70955705	43393888	27561607	9144
1392	Made-up textile articles	75	53859686	33863804	19995673	-7551

TABLE - 10.0 **CENSUS VALUE ADDED** **SINDH**

2015-16

Value in '000' Rs

Census value added at producer prices	Sales Tax (Net)	Census value added at market prices	District/Provincial Taxes & land/vehicles tax	Census value added at factor cost	Industry Code
8	9	10	11	12	1
1560274908	**369197158**	**1929472066**	**73258306**	**1474273525**	**C**
263041471	32327387	295368858	1762786	255445452	10
4650805	40617	4691422	23	4670878	101
4650805	40617	4691422	23	4670878	1010
4650805	40617	4691422	23	4670878	10102
572126		572126	294	571500	102
572126		572126	294	571500	1020
572126		572126	294	571500	10202
4211603	1418186	5629789		4211201	103
4211603	1418186	5629789		4211201	1030
1497731		1497731		1497731	10302
2713872	1418186	4132058		2713470	10305
75734733	3252573	78987306	1134488	69711278	104
75734733	3252573	78987306	1134488	69711278	1040
67640151	3159363	70799514	907690	62384882	10401
7729916	17761	7747677	224766	6963762	10405
364667	75449	440116	2032	362635	10406
19774706	1080405	20855110	193	19784067	105
19774706	1080405	20855110	193	19784067	1050
19623456	1075179	20698635		19633010	10501
					10506 &
151250	5226	156475	193	151057	10509
44387176	3838689	48225865	237571	44220549	106
					1061 &
44387176	3838689	48225865	237571	44220549	1062
7887145	195155	8082300	35533	7848284	10611
25631847	142832	25774678	178079	25568465	10612
					10613 &
10868184	3500701	14368886	23959	10803800	10621
108774185	22674755	131448939	193599	107851916	107
28895419	6334033	35229452	19860	28732425	1071
2459506	62809	2522314	4241	2394790	10711
144870		144870	65	144805	10712
24379831	6255189	30635020	3370	24293801	10713
1911213	16035	1927248	12184	1899029	10719
20626207	6693865	27320072	10549	19953102	1072
20626207	6693865	27320072	10549	19953102	10721
12184690	6276	12190966	79	12184611	1073
12184690	6276	12190966	79	12184611	10732
47067869	9640580	56708449	163111	46981778	1079
24875713	9264323	34140036		24875713	10792
					10794 &
2191722	401	2192123		2191722	10795
13626483		13626483	221	13626262	10796
136945		136945	73	136872	10798
6237005	375856	6612861	162817	6151209	10799
4936136	22163	4958300	196618	4424061	108
4936136	22163	4958300	196618	4424061	1080
4936136	22163	4958300	196618	4424061	10802
15564659	6760562	22325221	1938	12682643	11
15564659	6760562	22325221	1938	12682643	110
15564659	6760562	22325221	1938	12682643	1104
3773092	1272866	5045958	1743	3717380	11041
1979406		1979406		1979406	11042
9812161	5487696	15299858	196	6985858	11043
112570		112570		112570	12
112570		112570		112570	120
112570		112570		112570	1200
112570		112570		112570	12001
299215911	14279700	313495611	1296367	298118287	13
271645160	13788863	285434023	1272326	270580720	131
113235169	11484110	124719279	1116972	112303939	1311
113235169	11484110	124719279	1116972	112303939	13112
139201248	2157743	141358992	119551	139107625	1312
121618347	2009074	123627421	108649	121535626	13121
17582902	148669	17731571	10902	17572000	13129
19208743	147009	19355753	35803	19169156	1313
19208743	147009	19355753	35803	19169156	13131
27570751	490837	28061588	24041	27537566	139
19988122	60120	20048242	8134	19987540	1392

TABLE - 10.0 **CENSUS VALUE ADDED** **SINDH**

2015-16

Value in '000' Rs

Industry Code	Industry Major Groups & Industries	No. of establishments	Total production at basic prices	Total Industrial Cost	Census value added at basic prices	Import/Excise Duty/less subsidy
1	2	3	4	5	6	7
13921	Madeup articles of any textile material	66	43879710	27320241	16559261	-7551
13922	Made-up furnishing articles	9	9979976	6543563	3436413	
1393 &	Carpets & rugs					
1394	Cordage, rope, twine & netting	6	2578709	1932765	645945	10640
13930 &	Floor coverings like carpets, rugs etc.					
13941	Twine, cordage, rope etc.	6	2578709	1932765	645945	10640
1399	Other textiles n.e.c.	139	14517310	7597320	6919990	6055
13991	Labels/ badges etc.	12	5924841	2240493	3684348	
13992	Tulles/ laces & other net fabrics	125	8542443	5317743	3224701	-1512
13999	Others n.e.c.	2	50025	39084	10941	7567
14	WEARING APPAREL	652	399212173	233304366	165900974	28708
141	Wearing apparel	560	377001032	220068077	156926122	28708
1410	Wearing apparel	560	377001032	220068077	156926122	28708
14101	Wearing apparel of leather	27	7939944	6448241	1491703	
14102	Outerwear/ work wear	524	356340185	206989351	149344243	17610
14103	Underwear/ nightwear	4	3357688	1537776	1819670	11098
14105	Other clothing accessories	5	9363215	5092709	4270505	
143	Knitted & crocheted apparel	92	22211141	13236289	8974852	
1430	Knitted & crocheted apparel	92	22211141	13236289	8974852	
14302	Hosiery, socks, tights & pantyhose etc	92	22211141	13236289	8974852	
15	LEATHER PRODUCTS	111	26655923	19640851	7006081	12160
151	Tanning of leather & leather products	103	26527673	19555351	6963331	12160
1511	Tanning & dressing of leather	87	25225325	18752070	6464263	12160
15111	Tanning/ dressing of hides & skins	87	25225325	18752070	6464263	12160
1512	Luggage, h&bags, saddlery etc.	16	1302349	803281	499068	
15121 &	Luggage, h&bags etc.					
15122	Articles of leather etc.	16	1302349	803281	499068	
152	Footwear	8	128250	85500	42750	
1520	Footwear	8	128250	85500	42750	
15201	Footwear	8	128250	85500	42750	
16	WOOD AND WOOD PRODUCTS	29	21095313	18168227	2926552	253218
161	Sawmilling & planning of wood	5	11271330	9963078	1307718	7000
1610	Sawmilling & planning of wood	5	11271330	9963078	1307718	7000
16101 &	Sawing & planning of wood					
16102	Wooden railway sleepers	5	11271330	9963078	1307718	7000
162	Products of wood, cork, straw etc.	24	9823983	8205149	1618834	246218
1621	Veneer sheets & wood-based panels	19	9712936	8123417	1589519	246218
16212	Plywood/ veneer panel/ laminated sheets	5	3607500	2973615	633885	
16213	Particle board/ densified wood etc.	14	6105437	5149802	955635	246218
1622	Builders' carpentry & joinery	2	40997	31629	9369	
16221	Wooden goods of construction industry	2	40997	31629	9369	
1623 &	Wooden containers					
1629	Other wood products	3	70049	50103	19946	
16231 &	Packing boxes, crates, drums of wood					
16291	Wood products	3	70049	50103	19946	
17	PAPER AND PAPER PRODUCTS	202	108900841	72317015	36574304	191805
170	Paper & paper products	202	108900841	72317015	36574304	191805
1701	Pulp, paper & paperboard	52	32177184	21109741	11067443	322
17013	Paper & paperboard	50	31847209	20857448	10989761	322
17019	Others n.e.c.	2	329975	252293	77682	
1702	Corrugated paper/ paperboard & containers	133	66349821	45517639	20822661	1616
17021	Corrugated paper/ paperboard containers	131	64646855	44386202	20251132	1616
17022	Sacks, bags & similar articles of paper	2	1702966	1131437	571529	
1709	Other articles of paper & paperboard	17	10373836	5689635	4684201	189868
17091	Personal hygiene paper product	14	6339936	3264011	3075925	132789
17099	Others n.e.c.	3	4033900	2425624	1608276	57079
18	PRINTING/REPRODUCTION OF RECORDED MEDIA	121	43247996	27331386	15888976	196549
181	Printing	121	43247996	27331386	15888976	196549
1811 &	Printing					
1812	Service related to printing	121	43247996	27331386	15888976	196549
18111	Printing of newspapers/ magazines	76	17220067	9232197	7987871	
18112	Printing of books, brochures, maps etc	19	3217768	2407028	810741	
18113	Printing of postage stamps, cheques etc	2	10739319	6385267	4326419	
18114	Printing of diaries & calendars etc	4	793618	572664	220954	
18115 &	Printing on textile, glass, metal, wood					
18123	Plate/image-making setting services	20	11277223	8734231	2542992	196549
19	COKE AND REFINED PETROLEUM PRODUCTS	30	567144245	408193624	149972968	2518901
192	Refined petroleum products	30	567144245	408193624	149972968	2518901
1920	Refined petroleum products	30	567144245	408193624	149972968	2518901

TABLE - 10.0 **CENSUS VALUE ADDED** **SINDH**

2015-16

Value in '000' Rs

Census value added at producer prices	Sales Tax (Net)	Census value added at market prices	District/Provincial Taxes & land/vehicles tax	Census value added at factor cost	Industry Code
8	9	10	11	12	1
16551709	60120	16611830	7253	16552007	13921
3436413		3436413	880	3435532	13922
656584	187508	844092	3851	642093	1393 & 1394
656584	187508	844092	3851	642093	13930 & 13941
6926045	243209	7169254	12056	6907933	1399
3684348	224671	3909019		3684348	13991
3223189	15586	3238775	12044	3212656	13992
18508	2952	21460	12	10929	13999
165929682	3777281	169706963	613100	165287874	14
156954830	3718525	160673354	613100	156313022	141
156954830	3718525	160673354	613100	156313022	1410
1491703	1081	1492784	19295	1472408	14101
149361853	3663456	153025309	560665	148783578	14102
1830768	53988	1884756	33008	1786662	14103
4270505		4270505	131	4270374	14105
8974852	58756	9033608		8974852	143
8974852	58756	9033608		8974852	1430
8974852	58756	9033608		8974852	14302
7018241	1692	7019933	8697	6997385	15
6975491	1692	6977183	8697	6954635	151
6476423	1692	6478115	8697	6455567	1511
6476423	1692	6478115	8697	6455567	15111
499068		499068		499068	1512
499068		499068		499068	15121 & 15122
42750		42750		42750	152
42750		42750		42750	1520
42750		42750		42750	15201
3179771	149407	3329177	5991	2920561	16
1314718	30000	1344718	500	1307218	161
1314718	30000	1344718	500	1307218	1610
1314718	30000	1344718	500	1307218	16101 & 16102
1865052	119407	1984459	5491	1613342	162
1835738	118978	1954716	5043	1584476	1621
633885		633885	1117	632768	16212
1201853	118978	1320831	3926	951709	16213
9369	429	9797	369	9000	1622
9369	429	9797	369	9000	16221
19946		19946	80	19866	1623 & 1629
19946		19946	80	19866	16231 & 16291
36766110	1390746	38156856	3002	36571302	17
36766110	1390746	38156856	3002	36571302	170
11067764	841616	11909381	475	11066968	1701
10990082	841616	11831699	240	10989521	17013
77682		77682	235	77447	17019
20824276	310704	21134981	2364	20820296	1702
20252747	310704	20563452	2364	20248767	17021
571529		571529		571529	17022
4874069	238426	5112495	163	4684038	1709
3208714	226833	3435547	128	3075797	17091
1665355	11593	1676948	35	1608241	17099
16085525	2759809	18845335	23131	15865846	18
16085525	2759809	18845335	23131	15865846	181
16085525	2759809	18845335	23131	15865846	1811 & 1812
7987871		7987871		7987871	18111
810741	80798	891538	1585	809155	18112
4326419	1606680	5933099	2869	4323550	18113
220954		220954	2511	218443	18114
2739541	1072332	3811872	16165	2526826	18115 & 18123
152491869	178480154	330972023	68545617	81427350	19
152491869	178480154	330972023	68545617	81427350	192
152491869	178480154	330972023	68545617	81427350	1920

TABLE - 10.0 **CENSUS VALUE ADDED** **SINDH**

2015-16

Value in '000' Rs

Industry Code	Industry Major Groups & Industries	No. of establishments	Total production at basic prices	Total Industrial Cost	Census value added at basic prices	Import/Excise Duty/less subsidy
1	2	3	4	5	6	7
19201	Production of motor fuel/ kerosene etc.	4	520974205	379835721	132160831	2515372
19203	Oil-based lubricating oils or greases	26	46170040	28357903	17812137	3528
20	CHEMICALS AND CHEMICAL PRODUCTS	265	460788771	291752286	168925037	-14176578
201	Basic chemicals, fertilizers etc.	110	298850356	203368868	95415895	-14252918
2011	Basic chemicals	93	131049407	97278280	33763621	36808
20111	Inorganic industrial/ medical gases	62	36271937	21466551	14805386	
20112	Dyes & pigments in basic form	10	15910766	9447329	6455930	12560
20113	Manufacture of inorganic acids & bases	3	3690162	2922235	767927	
20115	Basic organic chemicals	9	16122073	10966119	5155954	
20119	Others n.e.c.	9	59054469	52476045	6578424	24248
2012	Fertilizers & nitrogen compounds	7	120494176	67097728	53391615	-14469146
20121	Fertilizers	7	120494176	67097728	53391615	-14469146
2013	Plastics & synthetic rubber	10	47306772	38992860	8260660	179420
20131	Plastics in primary forms	10	47306772	38992860	8260660	179420
202 &	Other chemical products					
203	Man-made fibres	155	161938415	88383418	73509142	76340
2021	Pesticides/ agrochemical products etc	13	17084106	11503118	5580988	
20211	Insecticides/ fungicides/ herbicides	11	16718386	11181749	5536637	
20219	Other agrochemical products n.e.c.	2	365720	321369	44351	
2022	Paints, varnishes & printing ink etc.	32	33726722	20388374	13338348	48247
20221 &	Paints & varnishes etc					
20227	Printing ink	32	33726722	20388374	13338348	48247
2023	Soap, perfumes & toilet preparations	70	100674343	48201601	52428451	8658
20232	Soap	38	61208533	28843010	32365523	1989
20234	Detergent, dish-washing preparation etc	2	26321540	12277281	14004813	
20236	Perfumes & toilet preparations	30	13144270	7081310	6058115	6669
2029 &	Other chemical products n.e.c.					
2030	Man-made fibres	40	10453244	8290326	2161354	19435
20292	Gelatine/ glues & prepared adhesives	21	2277559	1874719	402840	2418
20294	Photographic plates, films etc	3	582178	189305	391308	17017
20299 &	Others n.e.c.					
20303	Synthetic or artificial filament yarn	16	7593508	6226301	1367206	
21	BASIC PHARMACEUTICAL PRODUCTS	211	356285681	201061726	155200798	-14495
210	Pharmaceuticals	211	356285681	201061726	155200798	-14495
2100	Pharmaceuticals	211	356285681	201061726	155200798	-14495
21001	Medicinal active substances	195	349596028	196916353	152660940	-23282
21003	Medicaments/ homeopathic preparations	12	3103109	1990089	1113021	
21009	Other such activities n.e.c.	4	3586544	2155284	1426837	8787
22	RUBBER AND PLASTICS PRODUCTS	215	105491888	76647582	28843471	115615
221	Rubber products	22	16291004	8968615	7322389	
2211	Rubber tyres & tubes	5	10048789	5535216	4513573	
22111	Rubber tyres	5	10048789	5535216	4513573	
2219	Other rubber products	17	6242214	3433399	2808816	
22191	Other products of rubber	17	6242214	3433399	2808816	
222	Plastics products	193	89200884	67678967	21521083	115615
2220	Plastics products	193	89200884	67678967	21521083	115615
22201	Plastic products for packing of goods	172	86516319	65944490	20570995	115615
22203	Plastic tableware, kitchenware etc	12	1579889	888956	690933	
22209	Other diverse plastic products	9	1104676	845521	259155	
23	OTHER NON-METALLIC MINERAL PRODUCTS	548	87523773	46492293	41024126	1246932
231	Glass & glass products	33	11680963	6499000	5181274	23026
2310	Glass & glass products	33	11680963	6499000	5181274	23026
23101	Flat glass/ glass paving blocks	24	10720519	5897180	4822650	
23102	Glass mirror/ bottle/ drinking glass	4	38835	19702	19133	
23103	Pharmaceutical glassware etc.	5	921609	582118	339491	23026
239	Non-metallic mineral products n.e.c.	515	75842809	39993293	35842852	1223906
2392	Clay building materials	353	16341486	8949050	7390939	-49396
23921	Ceramic tiles, mosaic cubes etc.	2	5741574	3811529	1929827	
23922 &	Non-refractory clay building materials					
23923	Ceramic sanitary fixtures	351	10599912	5137521	5461112	-49396
2393	Other porcelain & ceramic products	9	1087894	866355	221539	
23931	Ceramic tableware & domestic articles	9	1087894	866355	221539	
2394	Cement, lime & plaster	5	47156882	24444576	22709783	1330980
23941	Clinkers & hydraulic cement	5	47156882	24444576	22709783	1330980
2395	Articles of concrete, cement & plaster	48	7794232	4010602	3783630	-56385
23951	Precast concrete, cement or stone	48	7794232	4010602	3783630	-56385
2396	Cutting, shaping & finishing of stone	100	3462315	1722709	1736960	-1293
23961	Cutting, shaping & finishing of stone	100	3462315	1722709	1736960	-1293
24	BASIC METALS	126	226252275	168411038	57745591	1589663
241	Basic iron & steel	109	221709434	165346920	56266868	1588304

TABLE - 10.0 **CENSUS VALUE ADDED** **SINDH**

2015-16

Value in '000' Rs

Census value added at producer prices	Sales Tax (Net)	Census value added at market prices	District/Provincial Taxes & land/vehicles tax	Census value added at factor cost	Industry Code
8	9	10	11	12	1
134676203	177474300	312150503	68465199	63695632	19201
17815666	1005854	18821520	80418	17731719	19203
154748459	25269007	180017467	98225	168826813	20
81162978	18207639	99370617	15345	95400551	201
33800429	3514938	37315367	8261	33755360	2011
14805386	60926	14866312	6676	14798710	20111
6468490	496927	6965417	1531	6454399	20112
767927	321163	1089090		767927	20113
5155954		5155954		5155954	20115
6602672	2635922	9238594	54	6578370	20119
38922469	9844570	48767039		53391615	2012
38922469	9844570	48767039		53391615	20121
8440080	4848131	13288212	7084	8253577	2013
8440080	4848131	13288212	7084	8253577	20131
73585482	7061368	80646850	82880	73426262	202 & 203
5580988	110966	5691954	15463	5565525	2021
5536637	110966	5647603	15293	5521344	20211
44351		44351	170	44182	20219
13386595	109971	13496566	14681	13323668	2022
13386595	109971	13496566	14681	13323668	20221 & 20227
52437109	6571176	59008285	47297	52381154	2023
32367511	1186470	33553981	1895	32363627	20232
14004813	5279183	19283996	30	14004783	20234
6064784	105524	6170308	45371	6012744	20236
2180789	269255	2450044	5440	2155914	2029 & 2030
405258	65322	470580	261	402579	20292
408325	96678	505003	3468	387841	20294
1367206	107255	1474461	1711	1365495	20299 & 20303
155186304	1290029	156476332	613870	154586928	21
155186304	1290029	156476332	613870	154586928	210
155186304	1290029	156476332	613870	154586928	2100
152637659	974525	153612183	610887	152050053	21001
1113021	10249	1123270	612	1112408	21003
1435624	305255	1740879	2370	1424467	21009
28959087	3317771	32276858	11608	28831863	22
7322389	278034	7600423	2000	7320389	221
4513573		4513573		4513573	2211
4513573		4513573		4513573	22111
2808816	278034	3086850	2000	2806816	2219
2808816	278034	3086850	2000	2806816	22191
21636698	3039737	24676435	9609	21511474	222
21636698	3039737	24676435	9609	21511474	2220
20686610	3031733	23718343	8855	20562139	22201
690933	4669	695602	413	690520	22203
259155	3336	262491	341	258814	22209
42271058	12221779	54492837	46302	40977824	23
5204300	76383	5280683	5730	5175544	231
5204300	76383	5280683	5730	5175544	2310
4822650		4822650	4781	4817870	23101
19133		19133		19133	23102
362517	76383	438900	950	338542	23103
37066758	12145396	49212154	40572	35802280	239
7341544	2054790	9396334	26970	7363969	2392
1929827	938493	2868320		1929827	23921
5411717	1116297	6528014	26970	5434142	23922 & 23923
221539	1943	223482		221539	2393
221539	1943	223482		221539	23931
24040764	10009349	34050113		22709783	2394
24040764	10009349	34050113		22709783	23941
3727245	64716	3791961	12814	3770815	2395
3727245	64716	3791961	12814	3770815	23951
1735667	14598	1750264	788	1736172	2396
1735667	14598	1750264	788	1736172	23961
59335253	16429293	75764546	76212	57669378	24
57855172	15769484	73624655	72245	56194623	241

TABLE - 10.0 **CENSUS VALUE ADDED** **SINDH**

2015-16

Value in '000' Rs

Industry Code	Industry Major Groups & Industries	No. of establishments	Total production at basic prices	Total Industrial Cost	Census value added at basic prices	Import/Excise Duty/less subsidy
1	2	3	4	5	6	7
2410	Basic iron & steel	109	221709434	165346920	56266868	1588304
24103 &	Pure iron, granular iron & iron powder					
24104	Remelting of scrap ingot of iron/ steel	2	13684556	9567819	4113682	
24106	Hot/cold-rolled products of steel	81	158389089	120548886	37840203	882261
24108	Welded tubes & pipes of steel	22	49074098	35016095	13965413	706042
24109	Others n.e.c.	4	561690	214120	347570	
242	Basic precious & non-ferrous metals	13	2724335	1939329	785007	1359
2420	Basic precious & non-ferrous metals	13	2724335	1939329	785007	1359
24202 &	Aluminium & alloys					
24206	Chrome, manganese, nickel & alloys etc	13	2724335	1939329	785007	1359
243	Casting of metals	4	1818506	1124790	693716	
2431	Casting of iron & steel	4	1818506	1124790	693716	
24311 &	Casting of iron					
24312	Casting of steel	4	1818506	1124790	693716	
25	FABRICATED METAL PRODUCTS	53	16615187	9537668	7077519	1737
251	Structural metal products etc	15	1612650	1027589	585061	1737
2511	Structural metal products	11	1027599	706441	321158	
25111 &	Metal framework/ skeleton etc					
25112	Metal door, window, shutter, gates etc	8	741919	557490	184429	
25119	Others n.e.c.	3	285680	148951	136729	
2512	Tanks, reservoirs & containers of metal	2	139306	70286	69020	
25122	Metal containers for gas	2	139306	70286	69020	
2513	Steam generators	2	445745	250862	194883	1737
25132	Parts for marine or power boilers/ nuclear reactors e	2	445745	250862	194883	1737
259	Other fabricated metal products	38	15002537	8510079	6492459	
2593	Cutlery, h& tools & general hardware	7	9955937	5442981	4512956	
25932 &	Knives, h& tools, saw blades etc					
25934	Other tools of such nature n.e.c.	7	9955937	5442981	4512956	
2599	Other fabricated metal products n.e.c.	31	5046601	3067098	1979503	
25991	Cans, drums, buckets, boxes, tins etc	8	982252	548121	434131	
25997	Various metal articles	5	2079627	993861	1085766	
25999	Others n.e.c.	18	1984722	1525116	459606	
26	COMPUTER, ELECTRONIC AND OPTICAL PRODUCTS	6	982026	615287	366738	
264	Consumer electronics	2	14254	9445	4809	
2640	Consumer electronics	2	14254	9445	4809	
26409	Others n.e.c.	2	14254	9445	4809	
265	Measuring equipment; watches/ clocks	2	423226	197272	225953	
2651	Measuring, navigating/ control equipment	2	423226	197272	225953	
26516	Scales, balances & laboratory apparatus	2	423226	197272	225953	
266 &	Electro medical/ electrotherapeutic equipment					
268	Magnetic & optical media	2	544546	408570	135976	
2660 &	Irradiation, electro medical equipment					
2680	Magnetic & optical media	2	544546	408570	135976	
26602 &	Electro medical/ electrotherapeutic equipment					
26801	Audio & video tapes/ cassettes	2	544546	408570	135976	
27	ELECTRICAL EQUIPMENT	87	152519452	111703238	40793809	278901
271	Electric motor, generator, transformer	23	22580435	17041298	5539137	-8230
2710	Electric motors, generators, transformers etc.	23	22580435	17041298	5539137	-8230
27101	Electric transformers	3				
27102	Electric motors/ power generators etc	3	7355483	6594081	761401	
27103 &	Electric power distribution panel etc.					
27104	Switchboard apparatus, fuses, switches	6	14476541	9931030	4545511	-8230
27109	Others n.e.c.	11	748412	516187	232225	
272	Batteries & accumulators	8	70321436	51105978	19214598	14920
2720	Batteries & accumulators	8	70321436	51105978	19214598	14920
27203	Lead acid/ lithium/ dry/ wet batteries	8	70321436	51105978	19214598	14920
273	Wiring & wiring devices	24	30700864	23568543	7121081	52374
2732	Other electric wires & cables	24	30700864	23568543	7121081	52374
27320	Insulated wire & cable	24	30700864	23568543	7121081	52374
274	Electric lighting equipment	3	426677	215387	211290	82897
2740	Electric lighting equipment	3	426677	215387	211290	82897
27401	Lamps, bulbs, ch&eliers,lanterns etc.	3	426677	215387	211290	82897
275	Domestic appliances	23	28123682	19540576	8572799	135402
2750	Domestic appliances	23	28123682	19540576	8572799	135402
27501 &	Domestic electric appliances					
27503	Domestic non-electric cooking equipment	23	28123682	19540576	8572799	135402
279	Other electrical equipment	6	366359	231457	134902	1538
2790	Other electrical equipment	6	366359	231457	134902	1538
27909	Others n.e.c.	6	366359	231457	134902	1538
28	MACHINERY AND EQUIPMENT N.E.C.	97	22825685	14371634	8435285	2001
281	General-purpose machinery	78	16001348	9760919	6240429	
2813	Other pumps, compressors, taps & valves	14	12304166	7202832	5101334	

TABLE - 10.0 **CENSUS VALUE ADDED** **SINDH**

2015-16

Value in '000' Rs

Census value added at producer prices	Sales Tax (Net)	Census value added at market prices	District/Provincial Taxes & land/vehicles tax	Census value added at factor cost	Industry Code
8	9	10	11	12	1
57855172	15769484	73624655	72245	56194623	2410
4113682	176786	4290468	1671	4112011	24103 & 24104
38722465	9306926	48029391	4444	37835760	24106
14671455	6283682	20955136	66130	13899283	24108
347570	2090	349660		347570	24109
786366	371891	1158257	3866	781140	242
786366	371891	1158257	3866	781140	2420
786366	371891	1158257	3866	781140	24202 & 24206
693716	287918	981634	101	693615	243
693716	287918	981634	101	693615	2431
693716	287918	981634	101	693615	24311 & 24312
7079256	620169	7699426	12248	7065272	25
586798	52638	639436	8735	576326	251
321158	1670	322828	7319	313839	2511
184429	825	185254	7255	177174	25111 & 25112
136729	845	137574	64	136665	25119
69020		69020		69020	2512
69020		69020		69020	25122
196620	50968	247588	1416	193467	2513
196620	50968	247588	1416	193467	25132
6492459	567531	7059990	3513	6488946	259
4512956	524902	5037857	116	4512840	2593
4512956	524902	5037857	116	4512840	25932 & 25934
1979503	42630	2022133	3397	1976106	2599
434131	26664	460795	1859	432272	25991
1085766	15966	1101732	20	1085746	25997
459606		459606	1518	458088	25999
366738	77	366815		366738	26
4809		4809		4809	264
4809		4809		4809	2640
4809		4809		4809	26409
225953	77	226030		225953	265
225953	77	226030		225953	2651
225953	77	226030		225953	26516
135976		135976		135976	266 & 268
135976		135976		135976	2660 & 2680
135976		135976		135976	26602 & 26801
41072710	20494987	61567697	49317	40744492	27
5530907	1738878	7269785	159	5538979	271
5530907	1738878	7269785	159	5538979	2710
761401		761401		761401	27101 27102
4537281	1736789	6274070	135	4545377	27103 & 27104
232225	2089	234313	24	232201	27109
19229518	14065684	33295202	294	19214304	272
19229518	14065684	33295202	294	19214304	2720
19229518	14065684	33295202	294	19214304	27203
7173456	4335592	11509047	104	7120977	273
7173456	4335592	11509047	104	7120977	2732
7173456	4335592	11509047	104	7120977	27320
294187	221788	515976		211290	274
294187	221788	515976		211290	2740
294187	221788	515976		211290	27401
8708201	117375	8825577	39433	8533367	275
8708201	117375	8825577	39433	8533367	2750
8708201	117375	8825577	39433	8533367	27501 & 27503
136440	15670	152110	9327	125575	279
136440	15670	152110	9327	125575	2790
136440	15670	152110	9327	125575	27909
8437286	304663	8741949	3662	8431622	28
6240429	22442	6262871	2878	6237551	281
5101334	8092	5109426		5101334	2813

TABLE - 10.0 **CENSUS VALUE ADDED** **SINDH**

2015-16

Value in '000' Rs

Industry Code	Industry Major Groups & Industries	No. of establishments	Total production at basic prices	Total Industrial Cost	Census value added at basic prices	Import/Excise Duty/less subsidy
1	2	3	4	5	6	7
28132	Pumps for liquids	12	11423077	6612477	4810600	
28133 &	Pumps for engines/ motor vehicle pumps					
28134	Industrial taps/ valves & h& pump etc	2	881089	590355	290734	
2819	Other general-purpose machinery	64	3697183	2558088	1139095	
28191	Industrial freezing equipment etc.	2	52226	24236	27990	
28193 &	Filtering or purifying machinery					
28198	Parts for general-purpose machinery	59	3439573	2386156	1053417	
28199	Others n.e.c.	3	205384	147696	57688	
282	Special-purpose machinery	19	6824337	4610715	2194856	2001
2821	Agricultural & forestry machinery	7	3771005	2953026	817979	
28211	Tractors	2	3041392	2522685	518707	
28214	Soil preparation, planting machinery	2	610000	370100	239900	
28219	Diverse agricultural machinery	3	119613	60241	59372	
2822	Metal-forming machinery & machine tools	3	501201	321400	179801	
28222	Tools for grinding, drilling, boring	3	501201	321400	179801	
2825 &	Food, beverage & tobacco machinery					
2826	Textile, apparel & leather machinery	9	2552131	1336289	1197076	2001
28259 &	Food processing machinery					
28261	Textile machinery	9	2552131	1336289	1197076	2001
29	MOTOR VEHICLES, TRAILERS AND SEMI	227	327421988	250314715	76648268	11566930
291	Motor vehicles	12	222200398	175743120	46187503	10753503
2910	Motor vehicles	12	222200398	175743120	46187503	10753503
29101	Passenger cars, commercial busses etc.	12	222200398	175743120	46187503	10753503
292	Motor vehicle bodies, trailers etc	7	592070	510283	81787	
2920	Motor bodies, trailers & semi-trailers	7	592070	510283	81787	
29202	Trailers & semi-trailers	7	592070	510283	81787	
293	Parts & accessories for motor vehicles	208	104629520	74061312	30378977	813427
2930	Parts & accessories for motor vehicles	208	104629520	74061312	30378977	813427
29301	Parts & accessories for motor vehicles	208	104629520	74061312	30378977	813427
30	OTHER TRANSPORT EQUIPMENT	21	46780361	36626022	10146723	369883
309	Transport equipment n.e.c.	21	46780361	36626022	10146723	369883
3091	Motorcycles	21	46780361	36626022	10146723	369883
30911	Motorcycles, engines for motorcycles	13	46139454	36114831	10017008	365578
30912	Parts & accessories for motorcycles.	8	640907	511191	129716	4305
31	FURNITURE	31	3231150	1954410	1276740	46578
310	Furniture	31	3231150	1954410	1276740	46578
3100	Furniture	31	3231150	1954410	1276740	46578
31001	Furniture & fixtures.	27	3119688	1875986	1243702	46578
31004	Furniture for kitchen bedrooms etc.	4	111462	78424	33038	
32	OTHER MANUFACTURING	58	7554424	4196596	3357828	
321	Jewellery, bijouterie etc	35	1073049	627686	445362	
3211 &	Jewellery & related articles					
3212	Imitation jewellery & related articles	35	1073049	627686	445362	
32113 &	Jewellery, goldsmiths' articles.					
32121	Costume or imitation jewellery.	35	1073049	627686	445362	
325	Medical & dental instruments & supplies	9	771585	302561	469024	
3250	Medical & dental instruments & supplies	9	771585	302561	469024	
32509	Others n.e.c.	9	771585	302561	469024	
329	Other manufacturing n.e.c.	14	5709790	3266349	2443441	
3290	Other manufacturing n.e.c.	14	5709790	3266349	2443441	
32902	Brooms & brushes.	2	285675	161053	124623	
32903	Pens, pencils & stamps etc.	5	4559329	2428849	2130480	
32909	Others n.e.c.	7	864786	676448	188338	

TABLE - 10.0 **CENSUS VALUE ADDED** **SINDH**

2015-16

Value in '000' Rs

Census value added at producer prices	Sales Tax (Net)	Census value added at market prices	District/Provincial Taxes & land/vehicles tax	Census value added at factor cost	Industry Code
8	9	10	11	12	1
4810600	8092	4818692		4810600	28132
290734		290734		290734	28133 & 28134
1139095	14350	1153444	2878	1136217	2819
27990	7304	35294	292	27698	28191
1053417	6825	1060242	2403	1051014	28193 & 28198
57688	221	57909	183	57505	28199
2196857	282221	2479078	784	2194071	282
817979		817979		817979	2821
518707		518707		518707	28211
239900		239900		239900	28214
59372		59372		59372	28219
179801	800	180601	100	179701	2822
179801	800	180601	100	179701	28222
1199077	281421	1480498	684	1196391	2825 & 2826
1199077	281421	1480498	684	1196391	28259 & 28261
88215197	44189947	132405145	73461	76574807	29
56941007	38886255	95827262	28242	46159262	291
56941007	38886255	95827262	28242	46159262	2910
56941007	38886255	95827262	28242	46159262	29101
81787	1320	83107	1410	80377	292
81787	1320	83107	1410	80377	2920
81787	1320	83107	1410	80377	29202
31192404	5302372	36494776	43809	30335168	293
31192404	5302372	36494776	43809	30335168	2930
31192404	5302372	36494776	43809	30335168	29301
10516606	5044913	15561519	535	10146189	30
10516606	5044913	15561519	535	10146189	309
10516606	5044913	15561519	535	10146189	3091
10382586	5040691	15423277	336	10016671	30911
134020	4222	138242	198	129517	30912
1323317	71307	1394624	8593	1268146	31
1323317	71307	1394624	8593	1268146	310
1323317	71307	1394624	8593	1268146	3100
1290279	71007	1361286	8213	1235488	31001
33038	300	33338	380	32658	31004
3357828	16477	3374305	3644	3354184	32
445362	16477	461839	453	444909	321
445362	16477	461839	453	444909	3211 & 3212
445362	16477	461839	453	444909	32113 & 32121
469024		469024	2692	466333	325
469024		469024	2692	466333	3250
469024		469024	2692	466333	32509
2443441		2443441	499	2442942	329
2443441		2443441	499	2442942	3290
124623		124623		124623	32902
2130480		2130480		2130480	32903
188338		188338	499	187839	32909

TABLE - 11.0 **CONTRIBUTION TO GDP** **SINDH**

2015-16

Value in '000' Rs

Industry Code	Industry Major Groups & Industries	No. of establishments	Census Value Added at Market Price	Non Industrial Receipts	Non Industrial Payments	Contribution to GDP at Market Price	Sales Tax (Net)
1	2	3	4	5	6	7	8
C	**ALL INDUSTIRES**	**6299**	**1929472066**	**11928307**	**303565538**	**1637834836**	**369197158**
10	FOOD PRODUCTS	1682	295368858	2036432	61971180	235434110	32327387
101	Processing & preserving of meat	5	4691422		1968655	2722767	40617
1010	Processing & preserving of meat	5	4691422		1968655	2722767	40617
10102	Fresh, chilled or frozen meat	5	4691422		1968655	2722767	40617
102	Processing & preserving of fish	14	572126		89151	482976	
1020	Processing/ preserving of fish, molluscs	14	572126		89151	482976	
10202	Fish, crustacean & mollusc products	14	572126		89151	482976	
103	Processing of fruit/ vegetables	26	5629789		1582543	4047246	1418186
1030	Processing/ preserving of fruit/ vegetables	26	5629789		1582543	4047246	1418186
10302	Preserving of fruit, nuts or vegetables	24	1497731		546408	951323	
10305	Jams, jellies & marmalades	2	4132058		1036135	3095923	1418186
104	Vegetable & animal oils/ fats	313	78987306	1882442	14352507	66517241	3252573
1040	Vegetable & animal oils & fats	313	78987306	1882442	14352507	66517241	3252573
10401	Crude / refined vegetable oils	164	70799514	1881951	13688944	58992520	3159363
10405	Cotton linters.	131	7747677	491	603706	7144462	17761
10406	Oilcakes & others	18	440116		59857	380259	75449
105	Dairy products	18	20855110		5601152	15253958	1080405
1050	Dairy products	18	20855110		5601152	15253958	1080405
10501	fresh liquid milk & milk-based drinks	8	20698635		5571633	15127003	1075179
10506 &	Ice cream & other edible ice.						
10509	Others n.e.c.	10	156475		29520	126956	5226
106	Grain mill products, starches etc	926	48225865	54176	4176479	44103561	3838689
1061 &	Grain mill products						
1062	Starches & starch products	926	48225865	54176	4176479	44103561	3838689
10611	Grain milling.	221	8082300		886540	7195760	195155
10612	Rice milling.	603	25774678	38739	1726109	24087309	142832
10613 &	Vegetable milling						
10621	Starches from rice, potatoes, maize etc.	102	14368886	15437	1563831	12820492	3500701
107	Other food products	333	131448939	99814	33551245	97997508	22674755
1071	Bakery products	112	35229452	180	9105596	26124036	6334033
10711	Bread & rolls	36	2522314		450651	2071664	62809
10712	Pastry, cakes, pies etc.	5	144870	180	48663	96387	
10713	Rusks, biscuits & bakery products	47	30635020		7610073	23024946	6255189
10719	Others n.e.c.	24	1927248		996209	931039	16035
1072	Sugar	36	27320072	91266	3379762	24031576	6693865
10721	Sugar & sugar substitutes	36	27320072	91266	3379762	24031576	6693865
1073	Chocolate & sugar confectionery	32	12190966	95	4669659	7521403	6276
10732	Chocolate & sugar confectionery	32	12190966	95	4669659	7521403	6276
1079	Other food products n.e.c.	153	56708449	8272	16396228	40320494	9640580
10792	Blending of tea & mate	7	34140036		11324430	22815606	9264323
10794 &	Infant formula or baby foods etc						
10795	Prepared foods/sandwiches, fresh pizza etc.	3	2192123	1504	77891	2115736	401
10796	Spices, sauces & condiments	34	13626483		4308141	9318342	
10798	Processing of salt	15	136945		13404	123542	
10799	Others n.e.c.	94	6612861	6768	672362	5947268	375856
108	Prepared animal feeds	47	4958300		649447	4308853	22163
1080	Prepared animal feeds	47	4958300		649447	4308853	22163
10802	Prepared feeds for farm animals	47	4958300		649447	4308853	22163
11	BEVERAGES	38	22325221	17076	2468793	19873504	6760562
110	Beverages	38	22325221	17076	2468793	19873504	6760562
1104	Soft drinks, mineral waters etc	38	22325221	17076	2468793	19873504	6760562
11041	Non-alcoholic beverages	9	5045958	17076	401786	4661248	1272866
11042	Natural mineral waters/ bottled waters	17	1979406		382828	1596578	
11043	Soft drinks like lemonade, cola etc.	12	15299858		1684180	13615678	5487696
12	TOBACCO PRODUCTS	10	112570		5019	107551	
120	Tobacco products	10	112570		5019	107551	
1200	Tobacco products	10	112570		5019	107551	
12001	Tobacco products & substitutes etc.	10	112570		5019	107551	
13	TEXTILES	1479	313495611	97402	56298804	257294210	14279700
131	Spinning, weaving, finishing of textile	1259	285434023	97193	49297504	236233712	13788863
1311	Spinning of textile fibres	219	124719279	14773	20533753	104200299	11484110
13112	Spinning of yarn or thread	219	124719279	14773	20533753	104200299	11484110
1312	Weaving of textiles	817	141358992	78273	24961551	116475714	2157743
13121	Broad woven fabrics	590	123627421	78273	21850031	101855663	2009074
13129	Others n.e.c.	227	17731571		3111519	14620052	148669
1313	Finishing of textiles	223	19355753	4147	3802201	15557699	147009
13131	Bleaching & dyeing of fabrics	223	19355753	4147	3802201	15557699	147009
139	Other textiles	220	28061588	209	7001300	21060498	490837
1392	Made-up textile articles	75	20048242	209	5214023	14834428	60120

TABLE - 11.0 **CONTRIBUTION TO GDP** **SINDH**

2015-16

Value in '000' Rs

Contribution to GDP at Producer Price	Excise Duty & Other Taxes less Subsidies	Contribution to GDP at Basic Price	District/Provincial Taxes and Land/Vehicle Tax	Contribution to GDP at Factor Cost	Industry Code
9	10	11	12	13	1
1268637678	**12743077**	**1255894601**	**73258306**	**1182636295**	**C**
203106723	5833233	197273490	1762786	195510704	10
2682150	-20096	2702246	23	2702223	101
2682150	-20096	2702246	23	2702223	1010
2682150	-20096	2702246	23	2702223	10102
482976	332	482644	294	482349	102
482976	332	482644	294	482349	1020
482976	332	482644	294	482349	10202
2629060	402	2628658		2628658	103
2629060	402	2628658		2628658	1030
951323		951323		951323	10302
1677737	402	1677335		1677335	10305
63264668	4888968	58375700	1134488	57241213	104
63264668	4888968	58375700	1134488	57241213	1040
55833158	4347580	51485578	907690	50577888	10401
7126701	541388	6585313	224766	6360547	10405
304810		304810	2032	302778	10406
14173554	-9554	14183108	193	14182915	105
14173554	-9554	14183108	193	14182915	1050
14051823	-9554	14061378		14061378	10501
121730		121730	193	121537	10506 & 10509
40264873	-70944	40335817	237571	40098246	106
40264873	-70944	40335817	237571	40098246	1061 & 1062
7000605	3328	6997277	35533	6961744	10611
23944477	-114698	24059175	178079	23881095	10612
9319791	40425	9279365	23959	9255406	10613 & 10621
75322753	728669	74594084	193599	74400485	107
19790003	143134	19646869	19860	19627009	1071
2008855	60475	1948380	4241	1944139	10711
96387		96387	65	96322	10712
16769757	82659	16687098	3370	16683728	10713
915004		915004	12184	902820	10719
17337711	662556	16675155	10549	16664606	1072
17337711	662556	16675155	10549	16664606	10721
7515126		7515126	79	7515047	1073
7515126		7515126	79	7515047	10732
30679913	-77021	30756934	163111	30593822	1079
13551283		13551283		13551283	10792
2115335		2115335		2115335	10794 & 10795
9318342		9318342	221	9318121	10796
123542		123542	73	123469	10798
5571412	-77021	5648432	162817	5485615	10799
4286690	315457	3971233	196618	3774615	108
4286690	315457	3971233	196618	3774615	1080
4286690	315457	3971233	196618	3774615	10802
13112942	2880078	10232864	1938	10230926	11
13112942	2880078	10232864	1938	10230926	110
13112942	2880078	10232864	1938	10230926	1104
3388382	53970	3334412	1743	3332670	11041
1596578		1596578		1596578	11042
8127982	2826108	5301874	196	5301678	11043
107551		107551		107551	12
107551		107551		107551	120
107551		107551		107551	1200
107551		107551		107551	12001
243014510	-198742	243213252	1296367	241916885	13
222444849	-207886	222652735	1272326	221380409	131
92716189	-185742	92901931	1116972	91784959	1311
92716189	-185742	92901931	1116972	91784959	13112
114317971	-25928	114343899	119551	114224348	1312
99846588	-25928	99872516	108649	99763867	13121
14471382		14471382	10902	14460481	13129
15410689	3784	15406905	35803	15371102	1313
15410689	3784	15406905	35803	15371102	13131
20569660	9144	20560517	24041	20536475	139
14774308	-7551	14781859	8134	14773725	1392

TABLE - 11.0 **CONTRIBUTION TO GDP** **SINDH**
2015-16
Value in '000' Rs

Industry Code	Industry Major Groups & Industries	No. of establishments	Census Value Added at Market Price	Non Industrial Receipts	Non Industrial Payments	Contribution to GDP at Market Price	Sales Tax (Net)
1	2	3	4	5	6	7	8
13921	Madeup articles of any textile material	66	16611830	209	3861863	12750176	60120
13922	Made-up furnishing articles	9	3436413		1352160	2084252	
1393 &	Carpets & rugs						
1394	Cordage, rope, twine & netting	6	844092		158787	685306	187508
13930 &	Floor coverings like carpets, rugs etc.						
13941	Twine, cordage, rope etc.	6	844092		158787	685306	187508
1399	Other textiles n.e.c.	139	7169254		1628490	5540764	243209
13991	Labels/ badges etc.	12	3909019		1285597	2623422	224671
13992	Tulles/ laces & other net fabrics	125	3238775		341390	2897385	15586
13999	Others n.e.c.	2	21460		1503	19957	2952
14	WEARING APPAREL	652	169706963	6834	35073331	134640465	3777281
141	Wearing apparel	560	160673354	6834	34523980	126156208	3718525
1410	Wearing apparel	560	160673354	6834	34523980	126156208	3718525
14101	Wearing apparel of leather	27	1492784		604216	888567	1081
14102	Outerwear/ work wear	524	153025309	6592	32892309	120139592	3663456
14103	Underwear/ nightwear	4	1884756	242	33254	1851744	53988
14105	Other clothing accessories	5	4270505		994201	3276305	
143	Knitted & crocheted apparel	92	9033608		549351	8484257	58756
1430	Knitted & crocheted apparel	92	9033608		549351	8484257	58756
14302	Hosiery, socks, tights & pantyhose etc	92	9033608		549351	8484257	58756
15	LEATHER PRODUCTS	111	7019933	8991	2073443	4955482	1692
151	Tanning of leather & leather products	103	6977183	8991	2073443	4912732	1692
1511	Tanning & dressing of leather	87	6478115	8991	1978966	4508141	1692
15111	Tanning/ dressing of hides & skins	87	6478115	8991	1978966	4508141	1692
1512	Luggage, h&bags, saddlery etc.	16	499068		94477	404591	
15121 &	Luggage, h&bags etc.						
15122	Articles of leather etc.	16	499068		94477	404591	
152	Footwear	8	42750			42750	
1520	Footwear	8	42750			42750	
15201	Footwear	8	42750			42750	
16	WOOD AND WOOD PRODUCTS	29	3329177	533	174792	3154918	149407
161	Sawmilling & planning of wood	5	1344718	533	17473	1327778	30000
1610	Sawmilling & planning of wood	5	1344718	533	17473	1327778	30000
16101 &	Sawing & planning of wood						
16102	Wooden railway sleepers	5	1344718	533	17473	1327778	30000
162	Products of wood, cork, straw etc.	24	1984459		157319	1827140	119407
1621	Veneer sheets & wood-based panels	19	1954716		153130	1801586	118978
16212	Plywood/ veneer panel/ laminated sheets	5	633885		98754	535131	
16213	Particle board/ densified wood etc.	14	1320831		54376	1266455	118978
1622	Builders' carpentry & joinery	2	9797			9797	429
16221	Wooden goods of construction industry	2	9797			9797	429
1623 &	Wooden containers						
1629	Other wood products	3	19946		4189	15757	
16231 &	Packing boxes, crates, drums of wood						
16291	Wood products	3	19946		4189	15757	
17	PAPER AND PAPER PRODUCTS	202	38156856	9522	3433485	34732893	1390746
170	Paper & paper products	202	38156856	9522	3433485	34732893	1390746
1701	Pulp, paper & paperboard	52	11909381		410008	11499372	841616
17013	Paper & paperboard	50	11831699		389945	11441753	841616
17019	Others n.e.c.	2	77682		20063	57619	
1702	Corrugated paper/ paperboard & containers	133	21134981	9522	2214221	18930282	310704
17021	Corrugated paper/ paperboard containers	131	20563452	9522	2201280	18371694	310704
17022	Sacks, bags & similar articles of paper	2	571529		12941	558588	
1709	Other articles of paper & paperboard	17	5112495		809256	4303239	238426
17091	Personal hygiene paper product	14	3435547		435863	2999684	226833
17099	Others n.e.c.	3	1676948		373393	1303555	11593
18	PRINTING/REPRODUCTION OF RECORDED MEDIA	121	18845335	27633	2496435	16376532	2759809
181	Printing	121	18845335	27633	2496435	16376532	2759809
1811 &	Printing						
1812	Service related to printing	121	18845335	27633	2496435	16376532	2759809
18111	Printing of newspapers/ magazines	76	7987871		1780584	6207287	
18112	Printing of books, brochures, maps etc	19	891538		121683	769855	80798
18113	Printing of postage stamps, cheques etc	2	5933099	27633	153607	5807125	1606680
18114	Printing of diaries & calendars etc	4	220954		22717	198237	
18115 &	Printing on textile, glass, metal, wood						
18123	Plate/image-making setting services	20	3811872		417844	3394028	1072332
19	COKE AND REFINED PETROLEUM PRODUCTS	30	330972023	8977654	3632716	336316961	178480154
192	Refined petroleum products	30	330972023	8977654	3632716	336316961	178480154
1920	Refined petroleum products	30	330972023	8977654	3632716	336316961	178480154

TABLE - 11.0 **CONTRIBUTION TO GDP** **SINDH**

2015-16

Value in '000' Rs

Contribution to GDP at Producer Price	Excise Duty & Other Taxes less Subsidies	Contribution to GDP at Basic Price	District/Provincial Taxes and Land/Vehicle Tax	Contribution to GDP at Factor Cost	Industry Code
9	10	11	12	13	1
12690056	-7551	12697607	7253	12690353	13921
2084252		2084252	880	2083372	13922
497798	10640	487158	3851	483307	1393 & 1394
497798	10640	487158	3851	483307	13930 & 13941
5297555	6055	5291500	12056	5279444	1399
2398751		2398751		2398751	13991
2881799	-1512	2883311	12044	2871266	13992
17005	7567	9438	12	9426	13999
130863184	28708	130834476	613100	130221376	14
122437683	28708	122408975	613100	121795876	141
122437683	28708	122408975	613100	121795876	1410
887486		887486	19295	868192	14101
116476136	17610	116458526	560665	115897861	14102
1797756	11098	1786658	33008	1753650	14103
3276305		3276305	131	3276173	14105
8425501		8425501		8425501	143
8425501		8425501		8425501	1430
8425501		8425501		8425501	14302
4953790	12160	4941630	8697	4932933	15
4911040	12160	4898880	8697	4890183	151
4506449	12160	4494289	8697	4485592	1511
4506449	12160	4494289	8697	4485592	15111
404591		404591		404591	1512
404591		404591		404591	15121 & 15122
42750		42750		42750	152
42750		42750		42750	1520
42750		42750		42750	15201
3005512	253218	2752293	5991	2746302	16
1297778	7000	1290778	500	1290278	161
1297778	7000	1290778	500	1290278	1610
1297778	7000	1290778	500	1290278	16101 & 16102
1707733	246218	1461515	5491	1456023	162
1682608	246218	1436389	5043	1431346	1621
535131		535131	1117	534014	16212
1147477	246218	901259	3926	897332	16213
9369		9369	369	9000	1622
9369		9369	369	9000	16221
15757		15757	80	15677	1623 & 1629
15757		15757	80	15677	16231 & 16291
33342147	191805	33150341	3002	33147339	17
33342147	191805	33150341	3002	33147339	170
10657756	322	10657435	475	10656959	1701
10600137	322	10599816	240	10599575	17013
57619		57619	235	57384	17019
18619577	1616	18617962	2364	18615597	1702
18060989	1616	18059374	2364	18057009	17021
558588		558588		558588	17022
4064813	189868	3874945	163	3874782	1709
2772851	132789	2640062	128	2639934	17091
1291962	57079	1234883	35	1234848	17099
13616723	196549	13420174	23131	13397044	18
13616723	196549	13420174	23131	13397044	181
13616723	196549	13420174	23131	13397044	1811 & 1812
6207287		6207287		6207287	18111
689057		689057	1585	687472	18112
4200445		4200445	2869	4197576	18113
198237		198237	2511	195726	18114
2321697	196549	2125148	16165	2108983	18115 & 18123
157836806	2518901	155317906	68545617	86772288	19
157836806	2518901	155317906	68545617	86772288	192
157836806	2518901	155317906	68545617	86772288	1920

TABLE - 11.0 **CONTRIBUTION TO GDP** **SINDH**

2015-16

Value in '000' Rs

Industry Code	Industry Major Groups & Industries	No. of establishments	Census Value Added at Market Price	Non Industrial Receipts	Non Industrial Payments	Contribution to GDP at Market Price	Sales Tax (Net)
1	2	3	4	5	6	7	8
19201	Production of motor fuel/ kerosene etc.	4	312150503	8977654	2334789	318793368	177474300
19203	Oil-based lubricating oils or greases	26	18821520		1297927	17523593	1005854
20	CHEMICALS AND CHEMICAL PRODUCTS	265	180017467	111447	46541441	133587473	25269007
201	Basic chemicals, fertilizers etc.	110	99370617	65592	21890453	77545756	18207639
2011	Basic chemicals	93	37315367	7506	8052185	29270688	3514938
20111	Inorganic industrial/ medical gases	62	14866312		3701967	11164345	60926
20112	Dyes & pigments in basic form	10	6965417	7506	1441940	5530983	496927
20113	Manufacture of inorganic acids & bases	3	1089090		204379	884711	321163
20115	Basic organic chemicals	9	5155954		326111	4829843	
20119	Others n.e.c.	9	9238594		2377788	6860806	2635922
2012	Fertilizers & nitrogen compounds	7	48767039	4834	11453817	37318056	9844570
20121	Fertilizers	7	48767039	4834	11453817	37318056	9844570
2013	Plastics & synthetic rubber	10	13288212	53252	2384451	10957012	4848131
20131	Plastics in primary forms	10	13288212	53252	2384451	10957012	4848131
202 &	Other chemical products						
203	Man-made fibres	155	80646850	45855	24650988	56041717	7061368
2021	Pesticides/ agrochemical products etc	13	5691954		825794	4866160	110966
20211	Insecticides/ fungicides/ herbicides	11	5647603		818648	4828955	110966
20219	Other agrochemical products n.e.c.	2	44351		7146	37205	
2022	Paints, varnishes & printing ink etc.	32	13496566		462239	13034327	109971
20221 &	Paints & varnishes etc						
20227	Printing ink	32	13496566		462239	13034327	109971
2023	Soap, perfumes & toilet preparations	70	59008285	44291	22676716	36375860	6571176
20232	Soap	38	33553981		12501283	21052698	1186470
20234	Detergent, dish-washing preparation etc	2	19283996	39446	7552899	11770543	5279183
20236	Perfumes & toilet preparations	30	6170308	4845	2622534	3552619	105524
2029 &	Other chemical products n.e.c.						
2030	Man-made fibres	40	2450044	1564	686239	1765369	269255
20292	Gelatine/ glues & prepared adhesives	21	470580		163988	306592	65322
20294	Photographic plates, films etc	3	505003	1564	112382	394185	96678
20299 &	Others n.e.c.						
20303	Synthetic or artificial filament yarn	16	1474461		409869	1064592	107255
21	BASIC PHARMACEUTICAL PRODUCTS	211	156476332	23157	46240918	110258572	1290029
210	Pharmaceuticals	211	156476332	23157	46240918	110258572	1290029
2100	Pharmaceuticals	211	156476332	23157	46240918	110258572	1290029
21001	Medicinal active substances	195	153612183	18734	45629728	108001189	974525
21003	Medicaments/ homeopathic preparations	12	1123270		99125	1024144	10249
21009	Other such activities n.e.c.	4	1740879	4423	512064	1233238	305255
22	RUBBER AND PLASTICS PRODUCTS	215	32276858	835	2671333	29606359	3317771
221	Rubber products	22	7600423		825798	6774624	278034
2211	Rubber tyres & tubes	5	4513573		602308	3911265	
22111	Rubber tyres	5	4513573		602308	3911265	
2219	Other rubber products	17	3086850		223490	2863359	278034
22191	Other products of rubber	17	3086850		223490	2863359	278034
222	Plastics products	193	24676435	835	1845535	22831735	3039737
2220	Plastics products	193	24676435	835	1845535	22831735	3039737
22201	Plastic products for packing of goods	172	23718343	835	1737074	21982104	3031733
22203	Plastic tableware, kitchenware etc	12	695602		52727	642874	4669
22209	Other diverse plastic products	9	262491		55734	206757	3336
23	OTHER NON-METALLIC MINERAL PRODUCTS	548	54492837	7353	4881490	49618700	12221779
231	Glass & glass products	33	5280683	689	913014	4368357	76383
2310	Glass & glass products	33	5280683	689	913014	4368357	76383
23101	Flat glass/ glass paving blocks	24	4822650	689	839771	3983568	
23102	Glass mirror/ bottle/ drinking glass	4	19133		205	18928	
23103	Pharmaceutical glassware etc.	5	438900		73038	365862	76383
239	Non-metallic mineral products n.e.c.	515	49212154	6665	3968475	45250343	12145396
2392	Clay building materials	353	9396334	1497	694690	8703141	2054790
23921	Ceramic tiles, mosaic cubes etc.	2	2868320	218	521888	2346650	938493
23922 &	Non-refractory clay building materials						
23923	Ceramic sanitary fixtures	351	6528014	1279	172802	6356491	1116297
2393	Other porcelain & ceramic products	9	223482		30941	192541	1943
23931	Ceramic tableware & domestic articles	9	223482		30941	192541	1943
2394	Cement, lime & plaster	5	34050113	2522	2837231	31215404	10009349
23941	Clinkers & hydraulic cement	5	34050113	2522	2837231	31215404	10009349
2395	Articles of concrete, cement & plaster	48	3791961		279766	3512195	64716
23951	Precast concrete, cement or stone	48	3791961		279766	3512195	64716
2396	Cutting, shaping & finishing of stone	100	1750264	2646	125847	1627063	14598
23961	Cutting, shaping & finishing of stone	100	1750264	2646	125847	1627063	14598
24	BASIC METALS	126	75764546	95646	6049238	69810955	16429293
241	Basic iron & steel	109	73624655	95646	5761421	67958881	15769484

TABLE - 11.0 **CONTRIBUTION TO GDP** **SINDH**

2015-16

Value in '000' Rs

Contribution to GDP at Producer Price	Excise Duty & Other Taxes less Subsidies	Contribution to GDP at Basic Price	District/Provincial Taxes and Land/Vehicle Tax	Contribution to GDP at Factor Cost	Industry Code
9	10	11	12	13	1
141319068	2515372	138803695	68465199	70338496	19201
16517739	3528	16514210	80418	16433792	19203
108318466	-14176578	122495044	98225	122396819	20
59338117	-14252918	73591034	15345	73575690	201
25755750	36808	25718942	8261	25710681	2011
11103419		11103419	6676	11096743	20111
5034056	12560	5021496	1531	5019965	20112
563548		563548		563548	20113
4829843		4829843		4829843	20115
4224884	24248	4200636	54	4200581	20119
27473486	-14469146	41942632		41942632	2012
27473486	-14469146	41942632		41942632	20121
6108881	179420	5929461	7084	5922377	2013
6108881	179420	5929461	7084	5922377	20131
48980349	76340	48904009	82880	48821129	202 & 203
4755194		4755194	15463	4739731	2021
4717989		4717989	15293	4702696	20211
37205		37205	170	37035	20219
12924357	48247	12876110	14681	12861429	2022
12924357	48247	12876110	14681	12861429	20221 & 20227
29804684	8658	29796026	47297	29748729	2023
19866228	1989	19864240	1895	19862344	20232
6491360		6491360	30	6491330	20234
3447095	6669	3440426	45371	3395055	20236
1496115	19435	1476680	5440	1471240	2029 & 2030
241270	2418	238852	261	238591	20292
297507	17017	280490	3468	277023	20294
957337		957337	1711	955626	20299 & 20303
108968543	-14495	108983038	613870	108369168	21
108968543	-14495	108983038	613870	108369168	210
108968543	-14495	108983038	613870	108369168	2100
107026665	-23282	107049946	610887	106439059	21001
1013895		1013895	612	1013283	21003
927983	8787	919196	2370	916826	21009
26288588	115615	26172973	11608	26161364	22
6496590		6496590	2000	6494591	221
3911265		3911265		3911265	2211
3911265		3911265		3911265	22111
2585325		2585325	2000	2583326	2219
2585325		2585325	2000	2583326	22191
19791997	115615	19676382	9609	19666773	222
19791997	115615	19676382	9609	19666773	2220
18950371	115615	18834755	8855	18825900	22201
638206		638206	413	637793	22203
203421		203421	341	203080	22209
37396922	1246932	36149990	46302	36103688	23
4291975	23026	4268949	5730	4263219	231
4291975	23026	4268949	5730	4263219	2310
3983568		3983568	4781	3978788	23101
18928		18928		18928	23102
289479	23026	266453	950	265504	23103
33104947	1223906	31881041	40572	31840469	239
6648350	-49396	6697746	26970	6670776	2392
1408157		1408157		1408157	23921
5240193	-49396	5289589	26970	5262619	23922 & 23923
190598		190598		190598	2393
190598		190598		190598	23931
21206054	1330980	19875074		19875074	2394
21206054	1330980	19875074		19875074	23941
3447479	-56385	3503864	12814	3491049	2395
3447479	-56385	3503864	12814	3491049	23951
1612466	-1293	1613759	788	1612971	2396
1612466	-1293	1613759	788	1612971	23961
53381662	1589663	51791999	76212	51715787	24
52189397	1588304	50601093	72245	50528849	241

TABLE - 11.0 **CONTRIBUTION TO GDP** **SINDH**

2015-16

Value in '000' Rs

Industry Code	Industry Major Groups & Industries	No. of establishments	Census Value Added at Market Price	Non Industrial Receipts	Non Industrial Payments	Contribution to GDP at Market Price	Sales Tax (Net)
1	2	3	4	5	6	7	8
2410	Basic iron & steel	109	73624655	95646	5761421	67958881	15769484
24103 &	Pure iron, granular iron & iron powder						
24104	Remelting of scrap ingot of iron/ steel	2	4290468	3055	592277	3701246	176786
24106	Hot/cold-rolled products of steel	81	48029391		2310474	45718917	9306926
24108	Welded tubes & pipes of steel	22	20955136	92591	2855059	18192668	6283682
24109	Others n.e.c.	4	349660		3610	346050	2090
242	Basic precious & non-ferrous metals	13	1158257		51674	1106584	371891
2420	Basic precious & non-ferrous metals	13	1158257		51674	1106584	371891
24202 &	Aluminium & alloys						
24206	Chrome, manganese, nickel & alloys etc	13	1158257		51674	1106584	371891
243	Casting of metals	4	981634		236143	745490	287918
2431	Casting of iron & steel	4	981634		236143	745490	287918
24311 &	Casting of iron						
24312	Casting of steel	4	981634		236143	745490	287918
25	FABRICATED METAL PRODUCTS	53	7699426		1558552	6140873	620169
251	Structural metal products etc	15	639436		68982	570453	52638
2511	Structural metal products	11	322828		9811	313017	1670
25111 &	Metal framework/ skeleton etc						
25112	Metal door, window, shutter, gates etc	8	185254		5137	180117	825
25119	Others n.e.c.	3	137574		4674	132900	845
2512	Tanks, reservoirs & containers of metal	2	69020		9213	59806	
25122	Metal containers for gas	2	69020		9213	59806	
2513	Steam generators	2	247588		49958	197630	50968
25132	Parts for marine or power boilers/ nuclear reactors etc	2	247588		49958	197630	50968
259	Other fabricated metal products	38	7059990		1489570	5570420	567531
2593	Cutlery, h& tools & general hardware	7	5037857		1307390	3730467	524902
25932 &	Knives, h& tools, saw blades etc						
25934	Other tools of such nature n.e.c.	7	5037857		1307390	3730467	524902
2599	Other fabricated metal products n.e.c.	31	2022133		182179	1839953	42630
25991	Cans, drums, buckets, boxes, tins etc	8	460795		27928	432866	26664
25997	Various metal articles	5	1101732		71520	1030212	15966
25999	Others n.e.c.	18	459606		82731	376875	
26	COMPUTER, ELECTRONIC AND OPTICAL PRODUCTS	6	366815		88195	278620	77
264	Consumer electronics	2	4809		1077	3732	
2640	Consumer electronics	2	4809		1077	3732	
26409	Others n.e.c.	2	4809		1077	3732	
265	Measuring equipment; watches/ clocks	2	226030		57225	168805	77
2651	Measuring, navigating/ control equipment	2	226030		57225	168805	77
26516	Scales, balances & laboratory apparatus	2	226030		57225	168805	77
266 &	Electro medical/ electrotherapeutic equipment						
268	Magnetic & optical media	2	135976		29893	106083	
2660 &	Irradiation, electro medical equipment						
2680	Magnetic & optical media	2	135976		29893	106083	
26602 &	Electro medical/ electrotherapeutic equipment						
26801	Audio & video tapes/ cassettes	2	135976		29893	106083	
27	ELECTRICAL EQUIPMENT	87	61567697	22405	12211398	49378704	20494987
271	Electric motor, generator, transformer	23	7269785		2376005	4893779	1738878
2710	Electric motors, generators, transformers etc.	23	7269785		2376005	4893779	1738878
27101	Electric transformers	3					
27102	Electric motors/ power generators etc	3	761401		66	761335	
27103 &	Electric power distribution panel etc.						
27104	Switchboard apparatus, fuses, switches	6	6274070		2367329	3906741	1736789
27109	Others n.e.c.	11	234313		8611	225703	2089
272	Batteries & accumulators	8	33295202	860	5925241	27370821	14065684
2720	Batteries & accumulators	8	33295202	860	5925241	27370821	14065684
27203	Lead acid/ lithium/ dry/ wet batteries	8	33295202	860	5925241	27370821	14065684
273	Wiring & wiring devices	24	11509047	11239	2462005	9058281	4335592
2732	Other electric wires & cables	24	11509047	11239	2462005	9058281	4335592
27320	Insulated wire & cable	24	11509047	11239	2462005	9058281	4335592
274	Electric lighting equipment	3	515976		75997	439979	221788
2740	Electric lighting equipment	3	515976		75997	439979	221788
27401	Lamps, bulbs, ch&eliers,lanterns etc.	3	515976		75997	439979	221788
275	Domestic appliances	23	8825577	10306	1321186	7514697	117375
2750	Domestic appliances	23	8825577	10306	1321186	7514697	117375
27501 &	Domestic electric appliances						
27503	Domestic non-electric cooking equipment	23	8825577	10306	1321186	7514697	117375
279	Other electrical equipment	6	152110		50963	101147	15670
2790	Other electrical equipment	6	152110		50963	101147	15670
27909	Others n.e.c.	6	152110		50963	101147	15670
28	MACHINERY AND EQUIPMENT N.E.C.	97	8741949	18766	807636	7953079	304663
281	General-purpose machinery	78	6262871		436951	5825919	22442
2813	Other pumps, compressors, taps & valves	14	5109426		165637	4943789	8092

TABLE - 11.0 **CONTRIBUTION TO GDP** **SINDH**

2015-16

Value in '000' Rs

Contribution to GDP at Producer Price	Excise Duty & Other Taxes less Subsidies	Contribution to GDP at Basic Price	District/Provincial Taxes and Land/Vehicle Tax	Contribution to GDP at Factor Cost	Industry Code
9	10	11	12	13	1
52189397	1588304	50601093	72245	50528849	2410
3524460		3524460	1671	3522789	24103 & 24104
36411991	882261	35529729	4444	35525285	24106
11908986	706042	11202944	66130	11136814	24108
343960		343960		343960	24109
734692	1359	733333	3866	729467	242
734692	1359	733333	3866	729467	2420
734692	1359	733333	3866	729467	24202 & 24206
457573		457573	101	457472	243
457573		457573	101	457472	2431
457573		457573	101	457472	24311 & 24312
5520704	1737	5518967	12248	5506720	25
517815	1737	516078	8735	507343	251
311347		311347	7319	304028	2511
179292		179292	7255	172037	25111 & 25112
132055		132055	64	131991	25119
59806		59806		59806	2512
59806		59806		59806	25122
146662	1737	144925	1416	143509	2513
146662	1737	144925	1416	143509	25132
5002889		5002889	3513	4999376	259
3205565		3205565	116	3205449	2593
3205565		3205565	116	3205449	25932 & 25934
1797324		1797324	3397	1793927	2599
406203		406203	1859	404344	25991
1014246		1014246	20	1014226	25997
376875		376875	1518	375357	25999
278544		278544		278544	26
3732		3732		3732	264
3732		3732		3732	2640
3732		3732		3732	26409
168729		168729		168729	265
168729		168729		168729	2651
168729		168729		168729	26516
106083		106083		106083	266 & 268
106083		106083		106083	2660 & 2680
106083		106083		106083	26602 & 26801
28883717	278901	28604815	49317	28555499	27
3154902	-8230	3163132	159	3162973	271
3154902	-8230	3163132	159	3162973	2710
761335		761335		761335	27101 27102
2169952	-8230	2178182	135	2178048	27103 & 27104
223614		223614	24	223590	27109
13305137	14920	13290217	294	13289923	272
13305137	14920	13290217	294	13289923	2720
13305137	14920	13290217	294	13289923	27203
4722689	52374	4670315	104	4670211	273
4722689	52374	4670315	104	4670211	2732
4722689	52374	4670315	104	4670211	27320
218190	82897	135293		135293	274
218190	82897	135293		135293	2740
218190	82897	135293		135293	27401
7397321	135402	7261919	39433	7222487	275
7397321	135402	7261919	39433	7222487	2750
7397321	135402	7261919	39433	7222487	27501 & 27503
85477	1538	83939	9327	74612	279
85477	1538	83939	9327	74612	2790
85477	1538	83939	9327	74612	27909
7648415	2001	7646414	3662	7642752	28
5803478		5803478	2878	5800600	281
4935697		4935697		4935697	2813

TABLE - 11.0 **CONTRIBUTION TO GDP** **SINDH**

2015-16

Value in '000' Rs

Industry Code	Industry Major Groups & Industries	No. of establishments	Census Value Added at Market Price	Non Industrial Receipts	Non Industrial Payments	Contribution to GDP at Market Price	Sales Tax (Net)
1	2	3	4	5	6	7	8
28132	Pumps for liquids	12	4818692		116216	4702476	8092
28133 &	Pumps for engines/ motor vehicle pumps						
28134	Industrial taps/ valves & h& pump etc	2	290734		49421	241313	
2819	Other general-purpose machinery	64	1153444		271314	882130	14350
28191	Industrial freezing equipment etc.	2	35294		2163	33131	7304
28193 &	Filtering or purifying machinery						
28198	Parts for general-purpose machinery	59	1060242		262283	797959	6825
28199	Others n.e.c.	3	57909		6868	51040	221
282	Special-purpose machinery	19	2479078	18766	370685	2127159	282221
2821	Agricultural & forestry machinery	7	817979		155411	662568	
28211	Tractors	2	518707		154778	363929	
28214	Soil preparation, planting machinery	2	239900		58	239842	
28219	Diverse agricultural machinery	3	59372		575	58797	
2822	Metal-forming machinery & machine tools	3	180601		12350	168251	800
28222	Tools for grinding, drilling, boring	3	180601		12350	168251	800
2825 &	Food, beverage & tobacco machinery						
2826	Textile, apparel & leather machinery	9	1480498	18766	202924	1296340	281421
28259 &	Food processing machinery						
28261	Textile machinery	9	1480498	18766	202924	1296340	281421
29	MOTOR VEHICLES, TRAILERS AND SEMI	227	132405145	459006	11379591	121484559	44189947
291	Motor vehicles	12	95827262	269774	7988334	88108702	38886255
2910	Motor vehicles	12	95827262	269774	7988334	88108702	38886255
29101	Passenger cars, commercial busses etc.	12	95827262	269774	7988334	88108702	38886255
292	Motor vehicle bodies, trailers etc	7	83107		4131	78976	1320
2920	Motor bodies, trailers & semi-trailers	7	83107		4131	78976	1320
29202	Trailers & semi-trailers	7	83107		4131	78976	1320
293	Parts & accessories for motor vehicles	208	36494776	189231	3387126	33296881	5302372
2930	Parts & accessories for motor vehicles	208	36494776	189231	3387126	33296881	5302372
29301	Parts & accessories for motor vehicles	208	36494776	189231	3387126	33296881	5302372
30	OTHER TRANSPORT EQUIPMENT	21	15561519	7615	3399783	12169351	5044913
309	Transport equipment n.e.c.	21	15561519	7615	3399783	12169351	5044913
3091	Motorcycles	21	15561519	7615	3399783	12169351	5044913
30911	Motorcycles, engines for motorcycles	13	15423277	7615	3386710	12044182	5040691
30912	Parts & accessories for motorcycles.	8	138242		13074	125169	4222
31	FURNITURE	31	1394624		58909	1335715	71307
310	Furniture	31	1394624		58909	1335715	71307
3100	Furniture	31	1394624		58909	1335715	71307
31001	Furniture & fixtures.	27	1361286		57509	1303777	71007
31004	Furniture for kitchen bedrooms etc.	4	33338		1400	31938	300
32	OTHER MANUFACTURING	58	3374305		49056	3325248	16477
321	Jewellery, bijouterie etc	35	461839		3960	457879	16477
3211 &	Jewellery & related articles						
3212	Imitation jewellery & related articles	35	461839		3960	457879	16477
32113 &	Jewellery, goldsmiths' articles.						
32121	Costume or imitation jewellery.	35	461839		3960	457879	16477
325	Medical & dental instruments & supplies	9	469024		20864	448161	
3250	Medical & dental instruments & supplies	9	469024		20864	448161	
32509	Others n.e.c.	9	469024		20864	448161	
329	Other manufacturing n.e.c.	14	2443441		24232	2419209	
3290	Other manufacturing n.e.c.	14	2443441		24232	2419209	
32902	Brooms & brushes.	2	124623		4733	119889	
32903	Pens, pencils & stamps etc.	5	2130480			2130480	
32909	Others n.e.c.	7	188338		19499	168839	

TABLE - 11.0 **CONTRIBUTION TO GDP** **SINDH**

2015-16

Value in '000' Rs

Contribution to GDP at Producer Price	Excise Duty & Other Taxes less Subsidies	Contribution to GDP at Basic Price	District/Provincial Taxes and Land/Vehicle Tax	Contribution to GDP at Factor Cost	Industry Code
9	10	11	12	13	1
4694384		4694384		4694384	28132
241313		241313		241313	28133 & 28134
867781		867781	2878	864903	2819
25827		25827	292	25535	28191
791134		791134	2403	788731	28193 & 28198
50820		50820	183	50637	28199
1844938	2001	1842937	784	1842152	282
662568		662568		662568	2821
363929		363929		363929	28211
239842		239842		239842	28214
58797		58797		58797	28219
167451		167451	100	167351	2822
167451		167451	100	167351	28222
1014919	2001	1012918	684	1012233	2825 & 2826
1014919	2001	1012918	684	1012233	28259 & 28261
77294612	11566930	65727682	73461	65654221	29
49222447	10753503	38468944	28242	38440702	291
49222447	10753503	38468944	28242	38440702	2910
49222447	10753503	38468944	28242	38440702	29101
77656		77656	1410	76246	292
77656		77656	1410	76246	2920
77656		77656	1410	76246	29202
27994509	813427	27181083	43809	27137273	293
27994509	813427	27181083	43809	27137273	2930
27994509	813427	27181083	43809	27137273	29301
7124438	369883	6754555	535	6754021	30
7124438	369883	6754555	535	6754021	309
7124438	369883	6754555	535	6754021	3091
7003491	365578	6637913	336	6637577	30911
120947	4305	116642	198	116444	30912
1264409	46578	1217831	8593	1209238	31
1264409	46578	1217831	8593	1209238	310
1264409	46578	1217831	8593	1209238	3100
1232771	46578	1186193	8213	1177980	31001
31638		31638	380	31258	31004
3308771		3308771	3644	3305127	32
441402		441402	453	440949	321
441402		441402	453	440949	3211 & 3212
441402		441402	453	440949	32113 & 32121
448161		448161	2692	445469	325
448161		448161	2692	445469	3250
448161		448161	2692	445469	32509
2419209		2419209	499	2418710	329
2419209		2419209	499	2418710	3290
119889		119889		119889	32902
2130480		2130480		2130480	32903
168839		168839	499	168340	32909

TABLE - 12.0 **VALUE OF INDIRECT TAXES AND SUBSIDIES** **SINDH**

2015-16

Value in '000' Rs

Industry Code	Industry Major Groups and Industries	No. of establishments	Total net indirect taxes (Col 5 -12)	Indirect Taxes		
				Total (Col 6 to 11)	Sales taxes (net)	Import duty
1	2	3	4	5	6	7
C	**ALL INDUSTIRES**	**6299**	**455198541**	**471162232**	**369197158**	**22400412**
10	FOOD PRODUCTS	1682	39923406	40299956	32327387	4676208
101	Processing & preserving of meat	5	20543	43386	40617	2746
1010	Processing & preserving of meat	5	20543	43386	40617	2746
10102	Fresh, chilled or frozen meat	5	20543	43386	40617	2746
102	Processing & preserving of fish	14	626	626		
1020	Processing/ preserving of fish, molluscs	14	626	626		
10202	Fish, crustacean & mollusc products	14	626	626		
103	Processing of fruit/ vegetables	26	1418588	1418588	1418186	
1030	Processing/ preserving of fruit/ vegetables	26	1418588	1418588	1418186	
10302	Preserving of fruit, nuts or vegetables	24				
10305	Jams, jellies & marmalades	2	1418588	1418588	1418186	
104	Vegetable & animal oils/ fats	313	9276028	9276028	3252573	4046752
1040	Vegetable & animal oils & fats	313	9276028	9276028	3252573	4046752
10401	Crude / refined vegetable oils	164	8414632	8414632	3159363	3538548
10405	Cotton linters.	131	783915	783915	17761	508204
10406	Oilcakes & others	18	77481	77481	75449	
105	Dairy products	18	1071043	1080597	1080405	
1050	Dairy products	18	1071043	1080597	1080405	
10501	fresh liquid milk & milk-based drinks	8	1065625	1075179	1075179	
10506 &	Ice cream & other edible ice.					
10509	Others n.e.c.	10	5418	5418	5226	
106	Grain mill products, starches etc	926	4005316	4144006	3838689	40492
1061 &	Grain mill products					
1062	Starches & starch products	926	4005316	4144006	3838689	40492
10611	Grain milling.	221	234016	235289	195155	28
10612	Rice milling.	603	206213	343631	142832	39
10613 &	Vegetable milling					
10621	Starches from rice, potatoes, maize etc.	102	3565086	3565086	3500701	40425
107	Other food products	333	23597023	23802486	22674755	270761
1071	Bakery products	112	6497027	6497027	6334033	142318
10711	Bread & rolls	36	127524	127524	62809	59659
10712	Pastry, cakes, pies etc.	5	65	65		
10713	Rusks, biscuits & bakery products	47	6341218	6341218	6255189	82659
10719	Others n.e.c.	24	28219	28219	16035	
1072	Sugar	36	7366970	7366970	6693865	
10721	Sugar & sugar substitutes	36	7366970	7366970	6693865	
1073	Chocolate & sugar confectionery	32	6355	6355	6276	
10732	Chocolate & sugar confectionery	32	6355	6355	6276	
1079	Other food products n.e.c.	153	9726671	9932134	9640580	128442
10792	Blending of tea & mate	7	9264323	9264323	9264323	
10794 &	Infant formula or baby foods etc					
10795	Prepared foods/sandwiches, fresh pizza etc.	3	401	401	401	
10796	Spices, sauces & condiments	34	221	221		
10798	Processing of salt	15	73	73		
10799	Others n.e.c.	94	461652	667115	375856	128442
108	Prepared animal feeds	47	534238	534238	22163	315457
1080	Prepared animal feeds	47	534238	534238	22163	315457
10802	Prepared feeds for farm animals	47	534238	534238	22163	315457
11	BEVERAGES	38	9642578	9642578	6760562	
110	Beverages	38	9642578	9642578	6760562	
1104	Soft drinks, mineral waters etc	38	9642578	9642578	6760562	
11041	Non-alcoholic beverages	9	1328578	1328578	1272866	
11042	Natural mineral waters/ bottled waters	17				
11043	Soft drinks like lemonade, cola etc.	12	8314000	8314000	5487696	
12	TOBACCO PRODUCTS	10				
120	Tobacco products	10				
1200	Tobacco products	10				
12001	Tobacco products & substitutes etc.	10				
13	TEXTILES	1479	15377325	16332605	14279700	659283
131	Spinning, weaving, finishing of textile	1259	14853303	15783874	13788863	628488
1311	Spinning of textile fibres	219	12415340	13021852	11484110	387604
13112	Spinning of yarn or thread	219	12415340	13021852	11484110	387604
1312	Weaving of textiles	817	2251366	2575426	2157743	237982
13121	Broad woven fabrics	590	2091795	2415855	2009074	237982
13129	Others n.e.c.	227	159571	159571	148669	
1313	Finishing of textiles	223	186596	186596	147009	2903
13131	Bleaching & dyeing of fabrics	223	186596	186596	147009	2903
139	Other textiles	220	524022	548731	490837	30795
1392	Made-up textile articles	75	60703	69918	60120	17

TABLE - 12.0 **VALUE OF INDIRECT TAXES AND SUBSIDIES** **SINDH**

2015-16

Value in '000' Rs

	Indirect Taxes			Subsidies	
Excise duty	District/ Provincial Taxes	Land Tax/Vehicle Tax	Other taxes on own production	Subsidies received	Industry Code
8	9	10	11	12	1
6306356	**2199187**	**1044889**	**70014231**	**15963691**	**C**
1533575	415430	186566	1160790	376550	10
		23		22842	101
		23		22842	1010
		23		22842	10102
332	294				102
332	294				1020
332	294				10202
402					103
402					1030
					10302
402					10305
842215	388495	10439	735554		104
842215	388495	10439	735554		1040
809031	251600	9283	646807		10401
33184	136885	1041	86840		10405
	10	115	1907		10406
	172		21	9554	105
	172		21	9554	1050
				9554	10501
					10506 &
	172		21		10509
27254	15812	16822	204936	138690	106
					1061 &
27254	15812	16822	204936	138690	1062
4572	2511	782	32240	1273	10611
22682	9567	16041	152472	137418	10612
					10613 &
	3734		20225		10621
663372	9901	159119	24579	205463	107
816	3047	5087	11727		1071
816	1110	2848	283		10711
	65				10712
	41	2219	1109		10713
	1830	20	10334		10719
662556			10549		1072
662556			10549		10721
	74	5			1073
	74	5			10732
	6780	154027	2304	205463	1079
					10792
					10794 &
					10795
	221				10796
	73				10798
	6486	154027	2304	205463	10799
	755	162	195700		108
	755	162	195700		1080
	755	162	195700		10802
2880078	1602	162	173		11
2880078	1602	162	173		110
2880078	1602	162	173		1104
53970	1569		173		11041
					11042
2826108	33	162			11043
					12
					120
					1200
					12001
97254	1198226	22284	75857	955280	13
94197	1178267	21178	72881	930572	131
33166	1069380	1135	46458	606512	1311
33166	1069380	1135	46458	606512	13112
60149	84375	17979	17197	324059	1312
60149	76702	15279	16667	324059	13121
	7673	2700	529		13129
881	24512	2065	9226		1313
881	24512	2065	9226		13131
3057	19959	1106	2976	24708	139
1647	7200	888	46	9216	1392

TABLE - 12.0 **VALUE OF INDIRECT TAXES AND SUBSIDIES** **SINDH**

2015-16

Value in '000' Rs

Industry Code	Industry Major Groups and Industries	No. of establishments	Total net indirect taxes (Col 5 -12)	Indirect Taxes		
				Total (Col 6 to 11)	Sales taxes (net)	Import duty
1	2	3	4	5	6	7
13921	Madeup articles of any textile material	66	59822	69038	60120	17
13922	Made-up furnishing articles	9	880	880		
1393 &	Carpets & rugs					
1394	Cordage, rope, twine & netting	6	201999	201999	187508	9230
13930 &	Floor coverings like carpets, rugs etc.					
13941	Twine, cordage, rope etc.	6	201999	201999	187508	9230
1399	Other textiles n.e.c.	139	261321	276813	243209	21548
13991	Labels/ badges etc.	12	224671	224671	224671	
13992	Tulles/ laces & other net fabrics	125	26118	41611	15586	13981
13999	Others n.e.c.	2	10531	10531	2952	7567
14	WEARING APPAREL	652	4419089	4422072	3777281	22834
141	Wearing apparel	560	4360333	4363316	3718525	22834
1410	Wearing apparel	560	4360333	4363316	3718525	22834
14101	Wearing apparel of leather	27	20376	20376	1081	
14102	Outerwear/ work wear	524	4241731	4244715	3663456	11736
14103	Underwear/ nightwear	4	98094	98094	53988	11098
14105	Other clothing accessories	5	131	131		
143	Knitted & crocheted apparel	92	58756	58756	58756	
1430	Knitted & crocheted apparel	92	58756	58756	58756	
14302	Hosiery, socks, tights & pantyhose etc	92	58756	58756	58756	
15	LEATHER PRODUCTS	111	22548	22548	1692	11526
151	Tanning of leather & leather products	103	22548	22548	1692	11526
1511	Tanning & dressing of leather	87	22548	22548	1692	11526
15111	Tanning/ dressing of hides & skins	87	22548	22548	1692	11526
1512	Luggage, h&bags, saddlery etc.	16				
15121 &	Luggage, h&bags etc.					
15122	Articles of leather etc.	16				
152	Footwear	8				
1520	Footwear	8				
15201	Footwear	8				
16	WOOD AND WOOD PRODUCTS	29	408616	411616	149407	191772
161	Sawmilling & planning of wood	5	37500	40500	30000	10000
1610	Sawmilling & planning of wood	5	37500	40500	30000	10000
16101 &	Sawing & planning of wood					
16102	Wooden railway sleepers	5	37500	40500	30000	10000
162	Products of wood, cork, straw etc.	24	371116	371116	119407	181772
1621	Veneer sheets & wood-based panels	19	370239	370239	118978	181772
16212	Plywood/ veneer panel/ laminated sheets	5	1117	1117		
16213	Particle board/ densified wood etc.	14	369123	369123	118978	181772
1622	Builders' carpentry & joinery	2	797	797	429	
16221	Wooden goods of construction industry	2	797	797	429	
1623 &	Wooden containers					
1629	Other wood products	3	80	80		
16231 &	Packing boxes, crates, drums of wood					
16291	Wood products	3	80	80		
17	PAPER AND PAPER PRODUCTS	202	1585554	1585554	1390746	187385
170	Paper & paper products	202	1585554	1585554	1390746	187385
1701	Pulp, paper & paperboard	52	842413	842413	841616	210
17013	Paper & paperboard	50	842178	842178	841616	210
17019	Others n.e.c.	2	235	235		
1702	Corrugated paper/ paperboard & containers	133	314684	314684	310704	1127
17021	Corrugated paper/ paperboard containers	131	314684	314684	310704	1127
17022	Sacks, bags & similar articles of paper	2				
1709	Other articles of paper & paperboard	17	428457	428457	238426	186047
17091	Personal hygiene paper product	14	359750	359750	226833	132789
17099	Others n.e.c.	3	68707	68707	11593	53258
18	PRINTING/REPRODUCTION OF RECORDED MEDIA	121	2979489	2979489	2759809	196549
181	Printing	121	2979489	2979489	2759809	196549
1811 &	Printing					
1812	Service related to printing	121	2979489	2979489	2759809	196549
18111	Printing of newspapers/ magazines	76				
18112	Printing of books, brochures, maps etc	19	82383	82383	80798	
18113	Printing of postage stamps, cheques etc	2	1609549	1609549	1606680	
18114	Printing of diaries & calendars etc	4	2511	2511		
18115 &	Printing on textile, glass, metal, wood					
18123	Plate/image-making setting services	20	1285046	1285046	1072332	196549
19	COKE AND REFINED PETROLEUM PRODUCTS	30	249544673	249544673	178480154	2503864
192	Refined petroleum products	30	249544673	249544673	178480154	2503864
1920	Refined petroleum products	30	249544673	249544673	178480154	2503864

TABLE - 12.0 **VALUE OF INDIRECT TAXES AND SUBSIDIES** **SINDH**

2015-16

Value in '000' Rs

	Indirect Taxes			Subsidies	
Excise duty	District/ Provincial Taxes	Land Tax/Vehicle Tax	Other taxes on own production	Subsidies received	Industry Code
8	9	10	11	12	1
1647	6623	613	17	9216	13921
	577	275	29		13922
					1393 &
1410	3832	19			1394
					13930 &
1410	3832	19			13941
	8927	199	2930	15493	1399
					13991
	8927	187	2930	15493	13992
		12			13999
8858	312063	248972	52065	2983	14
8858	312063	248972	52065	2983	141
8858	312063	248972	52065	2983	1410
	19295				14101
8858	292576	248824	19265	2983	14102
	60	148	32800		14103
	131				14105
					143
					1430
					14302
634	7431	172	1094		15
634	7431	172	1094		151
634	7431	172	1094		1511
634	7431	172	1094		15111
					1512
					15121 &
					15122
					152
					1520
					15201
64446	2314	2152	1525	3000	16
		500		3000	161
		500		3000	1610
					16101 &
		500		3000	16102
64446	2314	1652	1525		162
64446	2234	1652	1157		1621
	1117				16212
64446	1117	1652	1157		16213
			369		1622
			369		16221
					1623 &
	80				1629
					16231 &
	80				16291
4420	1919	1077	6		17
4420	1919	1077	6		170
111	287	188			1701
111	232	8			17013
	55	180			17019
488	1504	854	6		1702
488	1504	854	6		17021
					17022
3821	128	35			1709
	128				17091
3821		35			17099
	13291	508	9332		18
	13291	508	9332		181
					1811 &
	13291	508	9332		1812
					18111
	1470	116			18112
	2869				18113
	2341	170			18114
					18115 &
	6611	222	9332		18123
15037	4299	232	68541086		19
15037	4299	232	68541086		192
15037	4299	232	68541086		1920

TABLE - 12.0 **VALUE OF INDIRECT TAXES AND SUBSIDIES** **SINDH**

2015-16

Value in '000' Rs

Industry Code	Industry Major Groups and Industries	No. of establishments	Total net indirect taxes (Col 5 -12)	Indirect Taxes		
				Total (Col 6 to 11)	Sales taxes (net)	Import duty
1	2	3	4	5	6	7
19201	Production of motor fuel/ kerosene etc.	4	248454872	248454872	177474300	2500336
19203	Oil-based lubricating oils or greases	26	1089801	1089801	1005854	3528
20	CHEMICALS AND CHEMICAL PRODUCTS	265	11190654	25659950	25269007	287012
201	Basic chemicals, fertilizers etc.	110	3970066	18439212	18207639	216228
2011	Basic chemicals	93	3560007	3560007	3514938	36808
20111	Inorganic industrial/ medical gases	62	67602	67602	60926	
20112	Dyes & pigments in basic form	10	511018	511018	496927	12560
20113	Manufacture of inorganic acids & bases	3	321163	321163	321163	
20115	Basic organic chemicals	9				
20119	Others n.e.c.	9	2660224	2660224	2635922	24248
2012	Fertilizers & nitrogen compounds	7	-4624576	9844570	9844570	
20121	Fertilizers	7	-4624576	9844570	9844570	
2013	Plastics & synthetic rubber	10	5034635	5034635	4848131	179420
20131	Plastics in primary forms	10	5034635	5034635	4848131	179420
202 &	Other chemical products					
203	Man-made fibres	155	7220588	7220738	7061368	70784
2021	Pesticides/ agrochemical products etc	13	126429	126429	110966	
20211	Insecticides/ fungicides/ herbicides	11	126259	126259	110966	
20219	Other agrochemical products n.e.c.	2	170	170		
2022	Paints, varnishes & printing ink etc.	32	172899	172899	109971	48247
20221 &	Paints & varnishes etc					
20227	Printing ink	32	172899	172899	109971	48247
2023	Soap, perfumes & toilet preparations	70	6627131	6627281	6571176	7937
20232	Soap	38	1190354	1190504	1186470	2139
20234	Detergent, dish-washing preparation etc	2	5279213	5279213	5279183	
20236	Perfumes & toilet preparations	30	157564	157564	105524	5798
2029 &	Other chemical products n.e.c.					
2030	Man-made fibres	40	294130	294130	269255	14601
20292	Gelatine/ glues & prepared adhesives	21	68001	68001	65322	
20294	Photographic plates, films etc	3	117162	117162	96678	14601
20299 &	Others n.e.c.					
20303	Synthetic or artificial filament yarn	16	108966	108966	107255	
21	BASIC PHARMACEUTICAL PRODUCTS	211	1889404	1923532	1290029	16303
210	Pharmaceuticals	211	1889404	1923532	1290029	16303
2100	Pharmaceuticals	211	1889404	1923532	1290029	16303
21001	Medicinal active substances	195	1562130	1596259	974525	7516
21003	Medicaments/ homeopathic preparations	12	10861	10861	10249	
21009	Other such activities n.e.c.	4	316412	316412	305255	8787
22	RUBBER AND PLASTICS PRODUCTS	215	3444995	3444995	3317771	115615
221	Rubber products	22	280034	280034	278034	
2211	Rubber tyres & tubes	5				
22111	Rubber tyres	5				
2219	Other rubber products	17	280034	280034	278034	
22191	Other products of rubber	17	280034	280034	278034	
222	Plastics products	193	3164961	3164961	3039737	115615
2220	Plastics products	193	3164961	3164961	3039737	115615
22201	Plastic products for packing of goods	172	3156204	3156204	3031733	115615
22203	Plastic tableware, kitchenware etc	12	5082	5082	4669	
22209	Other diverse plastic products	9	3676	3676	3336	
23	OTHER NON-METALLIC MINERAL PRODUCTS	548	13515013	13629236	12221779	29349
231	Glass & glass products	33	105139	105139	76383	23026
2310	Glass & glass products	33	105139	105139	76383	23026
23101	Flat glass/ glass paving blocks	24	4781	4781		
23102	Glass mirror/ bottle/ drinking glass	4				
23103	Pharmaceutical glassware etc.	5	100358	100358	76383	23026
239	Non-metallic mineral products n.e.c.	515	13409874	13524097	12145396	6323
2392	Clay building materials	353	2032365	2083002	2054790	1089
23921	Ceramic tiles, mosaic cubes etc.	2	938493	938493	938493	
23922 &	Non-refractory clay building materials					
23923	Ceramic sanitary fixtures	351	1093872	1144509	1116297	1089
2393	Other porcelain & ceramic products	9	1943	1943	1943	
23931	Ceramic tableware & domestic articles	9	1943	1943	1943	
2394	Cement, lime & plaster	5	11340329	11340329	10009349	
23941	Clinkers & hydraulic cement	5	11340329	11340329	10009349	
2395	Articles of concrete, cement & plaster	48	21146	83438	64716	5234
23951	Precast concrete, cement or stone	48	21146	83438	64716	5234
2396	Cutting, shaping & finishing of stone	100	14092	15385	14598	
23961	Cutting, shaping & finishing of stone	100	14092	15385	14598	
24	BASIC METALS	126	18095168	18095168	16429293	1316219
241	Basic iron & steel	109	17430032	17430032	15769484	1314860

TABLE - 12.0 **VALUE OF INDIRECT TAXES AND SUBSIDIES** **SINDH**

2015-16

Value in '000' Rs

	Indirect Taxes			Subsidies	
Excise duty	District/ Provincial Taxes	Land Tax/Vehicle Tax	Other taxes on own production	Subsidies received	Industry Code
8	9	10	11	12	1
15037			68465199		19201
	4299	232	75887		19203
5706	60551	21351	16323	14469296	20
	2954	12390		14469146	201
	1154	7107			2011
	1154	5522			20111
		1531			20112
					20113
					20115
		54			20119
				14469146	2012
				14469146	20121
	1800	5283			2013
	1800	5283			20131
					202 &
5706	57596	8961	16323	150	203
	15463				2021
	15293				20211
	170				20219
	3054		11627		2022
					20221 &
	3054		11627		20227
871	33901	8818	4578	150	2023
	1591	100	205	150	20232
	30				20234
871	32280	8718	4374		20236
					2029 &
4834	5179	143	118		2030
2418		143	118		20292
2416	3468				20294
					20299 &
	1711				20303
3331	114991	496782	2097	34128	21
3331	114991	496782	2097	34128	210
3331	114991	496782	2097	34128	2100
3331	114074	496716	97	34128	21001
	504		108		21003
	412	66	1892		21009
	11284	324			22
	2000				221
					2211
					22111
	2000				2219
	2000				22191
	9285	324			222
	9285	324			2220
	8531	324			22201
	413				22203
	341				22209
1331806	6562	4931	34809	114223	23
	5701	29			231
	5701	29			2310
	4781				23101
					23102
	920	29			23103
1331806	861	4902	34809	114223	239
152	247	3408	23314	50637	2392
					23921
					23922 &
152	247	3408	23314	50637	23923
					2393
					23931
1330980					2394
1330980					23941
674	167	1405	11242	62293	2395
674	167	1405	11242	62293	23951
	447	88	253	1293	2396
	447	88	253	1293	23961
273444	11452	1989	62771		24
273444	8029	1989	62226		241

TABLE - 12.0 **VALUE OF INDIRECT TAXES AND SUBSIDIES** **SINDH**

2015-16

Value in '000' Rs

Industry Code	Industry Major Groups and Industries	No. of establishments	Total net indirect taxes (Col 5 -12)	Indirect Taxes		
				Total (Col 6 to 11)	Sales taxes (net)	Import duty
1	2	3	4	5	6	7
2410	Basic iron & steel	109	17430032	17430032	15769484	1314860
24103 &	Pure iron, granular iron & iron powder					
24104	Remelting of scrap ingot of iron/ steel	2	178457	178457	176786	
24106	Hot/cold-rolled products of steel	81	10193632	10193632	9306926	609138
24108	Welded tubes & pipes of steel	22	7055854	7055854	6283682	705722
24109	Others n.e.c.	4	2090	2090	2090	
242	Basic precious & non-ferrous metals	13	377117	377117	371891	1359
2420	Basic precious & non-ferrous metals	13	377117	377117	371891	1359
24202 &	Aluminium & alloys					
24206	Chrome, manganese, nickel & alloys etc	13	377117	377117	371891	1359
243	Casting of metals	4	288019	288019	287918	
2431	Casting of iron & steel	4	288019	288019	287918	
24311 &	Casting of iron					
24312	Casting of steel	4	288019	288019	287918	
25	FABRICATED METAL PRODUCTS	53	634154	634154	620169	1737
251	Structural metal products etc	15	63110	63110	52638	1737
2511	Structural metal products	11	8989	8989	1670	
25111 &	Metal framework/ skeleton etc					
25112	Metal door, window, shutter, gates etc	8	8080	8080	825	
25119	Others n.e.c.	3	909	909	845	
2512	Tanks, reservoirs & containers of metal	2				
25122	Metal containers for gas	2				
2513	Steam generators	2	54121	54121	50968	1737
25132	Parts for marine or power boilers/ nuclear reactors et	2	54121	54121	50968	1737
259	Other fabricated metal products	38	571044	571044	567531	
2593	Cutlery, h& tools & general hardware	7	525017	525017	524902	
25932 &	Knives, h& tools, saw blades etc					
25934	Other tools of such nature n.e.c.	7	525017	525017	524902	
2599	Other fabricated metal products n.e.c.	31	46026	46026	42630	
25991	Cans, drums, buckets, boxes, tins etc	8	28522	28522	26664	
25997	Various metal articles	5	15986	15986	15966	
25999	Others n.e.c.	18	1518	1518		
26	COMPUTER, ELECTRONIC AND OPTICAL PRODUCTS	6	77	77	77	
264	Consumer electronics	2				
2640	Consumer electronics	2				
26409	Others n.e.c.	2				
265	Measuring equipment; watches/ clocks	2	77	77	77	
2651	Measuring, navigating/ control equipment	2	77	77	77	
26516	Scales, balances & laboratory apparatus	2	77	77	77	
266 &	Electro medical/ electrotherapeutic equipment					
268	Magnetic & optical media	2				
2660 &	Irradiation, electro medical equipment					
2680	Magnetic & optical media	2				
26602 &	Electro medical/ electrotherapeutic equipment					
26801	Audio & video tapes/ cassettes	2				
27	ELECTRICAL EQUIPMENT	87	20823205	20831435	20494987	281971
271	Electric motor, generator, transformer	23	1730806	1739036	1738878	
2710	Electric motors, generators, transformers etc.	23	1730806	1739036	1738878	
27101	Electric transformers	3				
27102	Electric motors/ power generators etc	3				
27103 &	Electric power distribution panel etc.					
27104	Switchboard apparatus, fuses, switches	6	1728693	1736924	1736789	
27109	Others n.e.c.	11	2113	2113	2089	
272	Batteries & accumulators	8	14080898	14080898	14065684	14920
2720	Batteries & accumulators	8	14080898	14080898	14065684	14920
27203	Lead acid/ lithium/ dry/ wet batteries	8	14080898	14080898	14065684	14920
273	Wiring & wiring devices	24	4388070	4388070	4335592	52374
2732	Other electric wires & cables	24	4388070	4388070	4335592	52374
27320	Insulated wire & cable	24	4388070	4388070	4335592	52374
274	Electric lighting equipment	3	304685	304685	221788	82897
2740	Electric lighting equipment	3	304685	304685	221788	82897
27401	Lamps, bulbs, ch&eliers,lanterns etc.	3	304685	304685	221788	82897
275	Domestic appliances	23	292210	292210	117375	130245
2750	Domestic appliances	23	292210	292210	117375	130245
27501 &	Domestic electric appliances					
27503	Domestic non-electric cooking equipment	23	292210	292210	117375	130245
279	Other electrical equipment	6	26535	26535	15670	1534
2790	Other electrical equipment	6	26535	26535	15670	1534
27909	Others n.e.c.	6	26535	26535	15670	1534
28	MACHINERY AND EQUIPMENT N.E.C.	97	310326	310326	304663	2001
281	General-purpose machinery	78	25320	25320	22442	
2813	Other pumps, compressors, taps & valves	14	8092	8092	8092	

TABLE - 12.0 **VALUE OF INDIRECT TAXES AND SUBSIDIES** **SINDH**

2015-16

Value in '000' Rs

	Indirect Taxes			Subsidies	
Excise duty	District/ Provincial Taxes	Land Tax/Vehicle Tax	Other taxes on own production	Subsidies received	Industry Code
8	9	10	11	12	1
273444	8029	1989	62226		2410
					24103 &
	1671				24104
273124	4323	121			24106
320	2036	1868	62226		24108
					24109
	3321		545		242
	3321		545		2420
					24202 &
	3321		545		24206
	101				243
	101				2431
					24311 &
	101				24312
	5627	130	6491		25
	2194	130	6411		251
	844	64	6411		2511
					25111 &
	844		6411		25112
		64			25119
					2512
					25122
	1350	66			2513
	1350	66			25132
	3433		80		259
	36		80		2593
					25932 &
	36		80		25934
	3397				2599
	1859				25991
	20				25997
	1518				25999
					26
					264
					2640
					26409
					265
					2651
					26516
					266 &
					268
					2660 &
					2680
					26602 &
					26801
5161	6332	33667	9317	8230	27
	119	40		8230	271
	119	40		8230	2710
					27101
					27102
					27103 &
	95	40		8230	27104
	24				27109
	5	289			272
	5	289			2720
	5	289			27203
	104				273
	104				2732
	104				27320
					274
					2740
					27401
5157	6095	33338			275
5157	6095	33338			2750
					27501 &
5157	6095	33338			27503
4	10		9317		279
4	10		9317		2790
4	10		9317		27909
	3379	283			28
	2695	183			281
					2813

TABLE - 12.0 **VALUE OF INDIRECT TAXES AND SUBSIDIES** **SINDH**

2015-16

Value in '000' Rs

Industry Code	Industry Major Groups and Industries	No. of establishments	Total net indirect taxes (Col 5 -12)	Indirect Taxes		
				Total (Col 6 to 11)	Sales taxes (net)	Import duty
1	2	3	4	5	6	7
28132	Pumps for liquids	12	8092	8092	8092	
28133 &	Pumps for engines/ motor vehicle pumps					
28134	Industrial taps/ valves & h& pump etc	2				
2819	Other general-purpose machinery	64	17228	17228	14350	
28191	Industrial freezing equipment etc.	2	7596	7596	7304	
28193 &	Filtering or purifying machinery					
28198	Parts for general-purpose machinery	59	9228	9228	6825	
28199	Others n.e.c.	3	404	404	221	
282	Special-purpose machinery	19	285007	285007	282221	2001
2821	Agricultural & forestry machinery	7				
28211	Tractors	2				
28214	Soil preparation, planting machinery	2				
28219	Diverse agricultural machinery	3				
2822	Metal-forming machinery & machine tools	3	900	900	800	
28222	Tools for grinding, drilling, boring	3	900	900	800	
2825 &	Food, beverage & tobacco machinery					
2826	Textile, apparel & leather machinery	9	284107	284107	281421	2001
28259 &	Food processing machinery					
28261	Textile machinery	9	284107	284107	281421	2001
29	MOTOR VEHICLES, TRAILERS AND SEMI	227	55830338	55830338	44189947	11488086
291	Motor vehicles	12	49668000	49668000	38886255	10753503
2910	Motor vehicles	12	49668000	49668000	38886255	10753503
29101	Passenger cars, commercial busses etc.	12	49668000	49668000	38886255	10753503
292	Motor vehicle bodies, trailers etc	7	2730	2730	1320	
2920	Motor bodies, trailers & semi-trailers	7	2730	2730	1320	
29202	Trailers & semi-trailers	7	2730	2730	1320	
293	Parts & accessories for motor vehicles	208	6159608	6159608	5302372	734582
2930	Parts & accessories for motor vehicles	208	6159608	6159608	5302372	734582
29301	Parts & accessories for motor vehicles	208	6159608	6159608	5302372	734582
30	OTHER TRANSPORT EQUIPMENT	21	5415330	5415330	5044913	366120
309	Transport equipment n.e.c.	21	5415330	5415330	5044913	366120
3091	Motorcycles	21	5415330	5415330	5044913	366120
30911	Motorcycles, engines for motorcycles	13	5406605	5406605	5040691	362503
30912	Parts & accessories for motorcycles.	8	8725	8725	4222	3617
31	FURNITURE	31	126478	126478	71307	46578
310	Furniture	31	126478	126478	71307	46578
3100	Furniture	31	126478	126478	71307	46578
31001	Furniture & fixtures.	27	125798	125798	71007	46578
31004	Furniture for kitchen bedrooms etc.	4	680	680	300	
32	OTHER MANUFACTURING	58	20121	20121	16477	
321	Jewellery, bijouterie etc	35	16930	16930	16477	
3211 &	Jewellery & related articles					
3212	Imitation jewellery & related articles	35	16930	16930	16477	
32113 &	Jewellery, goldsmiths' articles.					
32121	Costume or imitation jewellery.	35	16930	16930	16477	
325	Medical & dental instruments & supplies	9	2692	2692		
3250	Medical & dental instruments & supplies	9	2692	2692		
32509	Others n.e.c.	9	2692	2692		
329	Other manufacturing n.e.c.	14	499	499		
3290	Other manufacturing n.e.c.	14	499	499		
32902	Brooms & brushes.	2				
32903	Pens, pencils & stamps etc.	5				
32909	Others n.e.c.	7	499	499		

TABLE - 12.0 **VALUE OF INDIRECT TAXES AND SUBSIDIES** **SINDH**

2015-16

Value in '000' Rs

	Indirect Taxes			Subsidies	
Excise duty	District/ Provincial Taxes	Land Tax/Vehicle Tax	Other taxes on own production	Subsidies received	Industry Code
8	9	10	11	12	1
					28132
					28133 &
					28134
	2695	183			2819
	292				28191
					28193 &
	2403				28198
		183			28199
	684	100			282
					2821
					28211
					28214
					28219
		100			2822
		100			28222
					2825 &
	684				2826
					28259 &
	684				28261
78844	21548	22806	29107		29
		728	27514		291
		728	27514		2910
		728	27514		29101
			1410		292
			1410		2920
			1410		29202
78844	21548	22078	183		293
78844	21548	22078	183		2930
78844	21548	22078	183		29301
3763	51	220	263		30
3763	51	220	263		309
3763	51	220	263		3091
3075	51	118	167		30911
688		102	96		30912
	200	280	8113		31
	200	280	8113		310
	200	280	8113		3100
	100		8113		31001
	100	280			31004
	634		3010		32
	135		318		321
					3211 &
	135		318		3212
					32113 &
	135		318		32121
			2692		325
			2692		3250
			2692		32509
	499				329
	499				3290
					32902
					32903
	499				32909

TABLE - 13.0 **STOCKS STATISTICS** **SINDH**
2015-16
Value in '000' Rs

Industry Code	Industry Major Groups & Industries	No. of establishments	Total stocks			Input materials		
			Value at the beginning of the year (col 7+10+13+16)	Value at the end of the year (col 8+11+14+17)	Net stocks increase (col 9+12+15+18)	Value at the beginning of the year	Value at the end of the year	Net stocks increase
1	2	3	4	5	6	7	8	9
C	**ALL INDUSTIRES**	**6299**	**507520002**	**566134388**	**58614385**	**231615001**	**268069991**	**36454990**
10	FOOD PRODUCTS	1682	75583322	97610135	22026814	30779856	46754409	15974552
101	Processing & preserving of meat	5	211847	528366	316519	11701	290747	279045
1010	Processing & preserving of meat	5	211847	528366	316519	11701	290747	279045
10102	Fresh, chilled or frozen meat	5	211847	528366	316519	11701	290747	279045
102	Processing & preserving of fish	14	241429	266345	24916	10820	35726	24905
1020	Processing/ preserving of fish, molluscs	14	241429	266345	24916	10820	35726	24905
10202	Fish, crustacean & mollusc products	14	241429	266345	24916	10820	35726	24905
103	Processing of fruit/ vegetables	26	1996969	2103227	106258	1602653	1407931	-194722
1030	Processing/ preserving of fruit/ vegetables	26	1996969	2103227	106258	1602653	1407931	-194722
10302	Preserving of fruit, nuts or vegetables	24	296907	262593	-34314	144764	142340	-2424
10305	Jams, jellies & marmalades	2	1700062	1840634	140572	1457889	1265591	-192298
104	Vegetable & animal oils/ fats	313	24006012	41954153	17948141	13681214	24710681	11029468
1040	Vegetable & animal oils & fats	313	24006012	41954153	17948141	13681214	24710681	11029468
10401	Crude / refined vegetable oils	164	23450665	40254832	16804167	13211119	23370286	10159168
10405	Cotton linters.	131	478585	1476181	997596	460049	1179994	719945
10406	Oilcakes & others	18	76762	223140	146378	10046	160401	150355
105	Dairy products	18	1184464	1323085	138621	72285	70522	-1764
1050	Dairy products	18	1184464	1323085	138621	72285	70522	-1764
10501	fresh liquid milk & milk-based drinks	8	1178134	1315618	137484	68229	65329	-2901
10506 &	Ice cream & other edible ice.							
10509	Others n.e.c.	10	6330	7467	1137	4056	5193	1137
106	Grain mill products, starches etc	926	10961796	13264093	2302297	6958718	10041491	3082773
1061 &	Grain mill products							
1062	Starches & starch products	926	10961796	13264093	2302297	6958718	10041491	3082773
10611	Grain milling.	221	4732896	6028024	1295128	4112542	5425893	1313351
10612	Rice milling.	603	3565848	5477785	1911937	2646224	4314976	1668751
10613 &	Vegetable milling							
10621	Starches from rice, potatoes, maize etc.	102	2663052	1758285	-904768	199951	300622	100671
107	Other food products	333	35174582	35159249	-15332	6671232	7210146	538915
1071	Bakery products	112	2403089	2717560	314471	1454984	1522327	67343
10711	Bread & rolls	36	509460	569579	60119	372368	431865	59496
10712	Pastry, cakes, pies etc.	5	3188	3069	-119	3188	2869	-319
10713	Rusks, biscuits & bakery products	47	1786679	2000842	214163	1045743	1040505	-5238
10719	Others n.e.c.	24	103763	144071	40307	33684	47088	13404
1072	Sugar	36	23043643	21670155	-1373488	1263112	1626112	363000
10721	Sugar & sugar substitutes	36	23043643	21670155	-1373488	1263112	1626112	363000
1073	Chocolate & sugar confectionery	32	2454382	2448834	-5547	567566	590451	22884
10732	Chocolate & sugar confectionery	32	2454382	2448834	-5547	567566	590451	22884
1079	Other food products n.e.c.	153	7273468	8322700	1049232	3385570	3471257	85687
10792	Blending of tea & mate	7	1996698	2665423	668726	334962	292922	-42040
10794 &	Infant formula or baby foods etc							
10795	Prepared foods/sandwiches, fresh pizza etc.	3	159246	181660	22414	159246	181660	22414
10796	Spices, sauces & condiments	34	3310784	3890305	579521	1864091	2148615	284524
10798	Processing of salt	15	21284	21531	247	14343	14434	90
10799	Others n.e.c.	94	1785455	1563780	-221675	1012929	833627	-179302
108	Prepared animal feeds	47	1806222	3011617	1205395	1771233	2987165	1215932
1080	Prepared animal feeds	47	1806222	3011617	1205395	1771233	2987165	1215932
10802	Prepared feeds for farm animals	47	1806222	3011617	1205395	1771233	2987165	1215932
11	BEVERAGES	38	2532929	3148933	616004	2062055	2494526	432471
110	Beverages	38	2532929	3148933	616004	2062055	2494526	432471
1104	Soft drinks, mineral waters etc	38	2532929	3148933	616004	2062055	2494526	432471
11041	Non-alcoholic beverages	9	1039137	1128898	89761	872140	890195	18055
11042	Natural mineral waters/ bottled waters	17	37993	41733	3740	5692	6952	1259
11043	Soft drinks like lemonade, cola etc.	12	1455799	1978302	522503	1184223	1597380	413156
12	TOBACCO PRODUCTS	10	305896	558143	252247	302667	548010	245343
120	Tobacco products	10	305896	558143	252247	302667	548010	245343
1200	Tobacco products	10	305896	558143	252247	302667	548010	245343
12001	Tobacco products & substitutes etc.	10	305896	558143	252247	302667	548010	245343
13	TEXTILES	1479	145508086	151922918	6414832	75460479	73646779	-1813700
131	Spinning, weaving, finishing of textile	1259	133521562	139277334	5755772	68418984	66497347	-1921638
1311	Spinning of textile fibres	219	69441847	72167983	2726135	32565311	31659008	-906302
13112	Spinning of yarn or thread	219	69441847	72167983	2726135	32565311	31659008	-906302
1312	Weaving of textiles	817	58834204	61048302	2214098	33455763	31724035	-1731728
13121	Broad woven fabrics	590	55511438	57548693	2037255	31941710	30295979	-1645730
13129	Others n.e.c.	227	3322766	3499609	176843	1514053	1428056	-85997
1313	Finishing of textiles	223	5245511	6061050	815539	2397911	3114303	716392
13131	Bleaching & dyeing of fabrics	223	5245511	6061050	815539	2397911	3114303	716392
139	Other textiles	220	11986524	12645584	659060	7041494	7149432	107938
1392	Made-up textile articles	75	9517151	9848809	331658	5229038	5204371	-24667

TABLE - 13.0 **STOCKS STATISTICS** **SINDH**
2015-16
Value in '000' Rs

Goods purchased for resale			Work in Process			Finished products and by-products			
Value at the beginning of the year	Value at the end of the year	Net stocks increase	Value at the beginning of the year	Value at the end of the year	Net stocks increase	Value at the beginning of the year	Value at the end of the year	Net stocks increase	Industry Code
10	11	12	13	14	15	16	17	18	1
10044758	**9384979**	**-659780**	**67848133**	**73922008**	**6073875**	**198012110**	**214757410**	**16745300**	**C**
10631	13655	3023	3571943	5192003	1620060	41220890	45650069	4429178	10
				7722	7722	200145	229897	29751	101
				7722	7722	200145	229897	29751	1010
				7722	7722	200145	229897	29751	10102
						230608	230619	11	102
						230608	230619	11	1020
						230608	230619	11	10202
						394316	695296	300980	103
						394316	695296	300980	1030
						152143	120253	-31890	10302
						242173	575043	332870	10305
			1314120	2261118	946997	9010679	14982355	5971676	104
			1314120	2261118	946997	9010679	14982355	5971676	1040
			1311000	2257538	946537	8928547	14627009	5698462	10401
			2920	2780	-140	15616	293407	277791	10405
			200	800	600	66516	61939	-4577	10406
			188320	478342	290022	923859	774221	-149638	105
			188320	478342	290022	923859	774221	-149638	1050
			188320	478342	290022	921585	771947	-149638	10501
									10506 &
						2274	2274		10509
1082	1082		171406	221623	50217	3830590	2999898	-830693	106
									1061 &
1082	1082		171406	221623	50217	3830590	2999898	-830693	1062
						620353	602131	-18223	10611
			41690	59121	17432	877934	1103688	225754	10612
									10613 &
1082	1082		129716	162501	32785	2332303	1294079	-1038224	10621
6962	9641	2678	1898097	2223199	325102	26598290	25716263	-882027	107
			82504	68473	-14030	865602	1126760	261158	1071
			9299	9922	623	127793	127793		10711
							200	200	10712
			73205	58552	-14653	667730	901785	234054	10713
						70079	96983	26904	10719
6927	9498	2571	349325	606476	257151	21424280	19428069	-1996211	1072
6927	9498	2571	349325	606476	257151	21424280	19428069	-1996211	10721
			331928	336124	4196	1554887	1522260	-32627	1073
			331928	336124	4196	1554887	1522260	-32627	10732
36	143	107	1134341	1212126	77785	2753521	3639174	885653	1079
			255146	361617	106471	1406591	2010885	604295	10792
									10794 &
									10795
36	143	107	540648	521380	-19268	906010	1220168	314157	10796
			3013	3169	156	3928	3928		10798
			335535	325961	-9574	436992	404193	-32799	10799
2587	2932	345				32402	21520	-10882	108
2587	2932	345				32402	21520	-10882	1080
2587	2932	345				32402	21520	-10882	10802
			51258	71591	20333	419617	582817	163201	11
			51258	71591	20333	419617	582817	163201	110
			51258	71591	20333	419617	582817	163201	1104
			25447	48046	22598	141550	190658	49108	11041
			1873	2341	468	30428	32441	2013	11042
			23938	21204	-2734	247638	359718	112080	11043
			338	891	552	2891	9242	6352	12
			338	891	552	2891	9242	6352	120
			338	891	552	2891	9242	6352	1200
			338	891	552	2891	9242	6352	12001
206442	26469	-179973	19166039	23286759	4120720	50675127	54962911	4287784	13
206099	26065	-180034	17645735	21722299	4076564	47250745	51031624	3780879	131
188262		-188262	3658016	4540750	882734	33030259	35968225	2937966	1311
188262		-188262	3658016	4540750	882734	33030259	35968225	2937966	13112
17646	17646		12643080	15771023	3127943	12717715	13535598	817882	1312
			12091844	14740583	2648739	11477885	12512131	1034246	13121
17646	17646		551236	1030440	479204	1239830	1023467	-216364	13129
190	8418	8228	1344639	1410527	65888	1502771	1527802	25031	1313
190	8418	8228	1344639	1410527	65888	1502771	1527802	25031	13131
343	405	62	1520304	1564460	44156	3424383	3931287	506905	139
343	405	62	1233531	1340318	106787	3054239	3303715	249476	1392

TABLE - 13.0 **STOCKS STATISTICS** **SINDH**
2015-16
Value in '000' Rs

Industry Code	Industry Major Groups & Industries	No. of establishments	Total stocks			Input materials		
			Value at the beginning of the year (col 7+10+13+16)	Value at the end of the year (col 8+11+14+17)	Net stocks increase (col 9+12+15+18)	Value at the beginning of the year	Value at the end of the year	Net stocks increase
1	2	3	4	5	6	7	8	9
13921	Madeup articles of any textile material	66	8364655	8183245	-181410	4631642	4304772	-326870
13922	Made-up furnishing articles	9	1152496	1665564	513068	597396	899599	302203
1393 &	Carpets & rugs							
1394	Cordage, rope, twine & netting	6	176873	172473	-4400	84093	100241	16148
13930 &	Floor coverings like carpets, rugs etc.							
13941	Twine, cordage, rope etc.	6	176873	172473	-4400	84093	100241	16148
1399	Other textiles n.e.c.	139	2292500	2624302	331802	1728364	1844820	116456
13991	Labels/ badges etc.	12	671046	1264418	593372	169920	548200	378280
13992	Tulles/ laces & other net fabrics	125	1614945	1352989	-261956	1554954	1292997	-261956
13999	Others n.e.c.	2	6509	6896	387	3490	3623	133
14	WEARING APPAREL	652	39478735	41092783	1614047	15450073	16161422	711348
141	Wearing apparel	560	38687088	40374764	1687676	14931315	15827912	896597
1410	Wearing apparel	560	38687088	40374764	1687676	14931315	15827912	896597
14101	Wearing apparel of leather	27	2520488	2896432	375944	1724987	2056988	332000
14102	Outerwear/ work wear	524	34018135	35054373	1036239	11822900	12087499	264600
14103	Underwear/ nightwear	4	786420	653712	-132708	479124	458596	-20528
14105	Other clothing accessories	5	1362045	1770247	408201	904304	1224829	320525
143	Knitted & crocheted apparel	92	791647	718018	-73629	518759	333510	-185249
1430	Knitted & crocheted apparel	92	791647	718018	-73629	518759	333510	-185249
14302	Hosiery, socks, tights & pantyhose etc	92	791647	718018	-73629	518759	333510	-185249
15	LEATHER PRODUCTS	111	10297570	10677626	380057	3909640	4930382	1020742
151	Tanning of leather & leather products	103	10297570	10677626	380057	3909640	4930382	1020742
1511	Tanning & dressing of leather	87	9988661	10420472	431811	3742698	4801303	1058605
15111	Tanning/ dressing of hides & skins	87	9988661	10420472	431811	3742698	4801303	1058605
1512	Luggage, h&bags, saddlery etc.	16	308908	257154	-51754	166941	129079	-37863
15121 &	Luggage, h&bags etc.							
15122	Articles of leather etc.	16	308908	257154	-51754	166941	129079	-37863
152	Footwear	8						
1520	Footwear	8						
15201	Footwear	8						
16	WOOD AND WOOD PRODUCTS	29	2348801	2763615	414814	1759761	1974027	214266
161	Sawmilling & planning of wood	5	981772	1274037	292265	423910	506065	82155
1610	Sawmilling & planning of wood	5	981772	1274037	292265	423910	506065	82155
16101 &	Sawing & planning of wood							
16102	Wooden railway sleepers	5	981772	1274037	292265	423910	506065	82155
162	Products of wood, cork, straw etc.	24	1367030	1489579	122549	1335851	1467962	132111
1621	Veneer sheets & wood-based panels	19	1361738	1484484	122746	1330869	1463177	132308
16212	Plywood/ veneer panel/ laminated sheets	5	942895	916535	-26360	941854	915515	-26339
16213	Particle board/ densified wood etc.	14	418842	567948	149106	389015	547662	158647
1622	Builders' carpentry & joinery	2						
16221	Wooden goods of construction industry	2						
1623 &	Wooden containers							
1629	Other wood products	3	5292	5095	-197	4982	4785	-197
16231 &	Packing boxes, crates, drums of wood							
16291	Wood products	3	5292	5095	-197	4982	4785	-197
17	PAPER AND PAPER PRODUCTS	202	7895246	9022483	1127237	4745323	5427202	681878
170	Paper & paper products	202	7895246	9022483	1127237	4745323	5427202	681878
1701	Pulp, paper & paperboard	52	918179	1140555	222376	430593	568302	137709
17013	Paper & paperboard	50	881050	1105034	223984	405271	544184	138913
17019	Others n.e.c.	2	37129	35521	-1608	25322	24118	-1204
1702	Corrugated paper/ paperboard & containers	133	4988369	5868070	879702	3585026	3967582	382557
17021	Corrugated paper/ paperboard containers	131	4981897	5857264	875368	3585026	3967582	382557
17022	Sacks, bags & similar articles of paper	2	6472	10806	4334			
1709	Other articles of paper & paperboard	17	1988698	2013858	25160	729704	891317	161613
17091	Personal hygiene paper product	14	1078604	1081322	2718	473223	617739	144516
17099	Others n.e.c.	3	910094	932536	22442	256481	273578	17097
18	PRINTING/REPRODUCTION OF RECORDED MEDIA	121	3415742	3313598	-102144	1760885	1540743	-220142
181	Printing	121	3415742	3313598	-102144	1760885	1540743	-220142
1811 &	Printing							
1812	Service related to printing	121	3415742	3313598	-102144	1760885	1540743	-220142
18111	Printing of newspapers/ magazines	76	602546	308277	-294269	256288		-256288
18112	Printing of books, brochures, maps etc	19	385106	384944	-163	354073	348783	-5291
18113	Printing of postage stamps, cheques etc	2	868549	1004580	136031	1261	17151	15890
18114	Printing of diaries & calendars etc	4	21546	20980	-566	21546	20980	-566
18115 &	Printing on textile, glass, metal, wood							
18123	Plate/image-making setting services	20	1537995	1594818	56823	1127717	1153830	26113
19	COKE AND REFINED PETROLEUM PRODUCTS	30	22394047	16906027	-5488020	697391	1252572	555181
192	Refined petroleum products	30	22394047	16906027	-5488020	697391	1252572	555181
1920	Refined petroleum products	30	22394047	16906027	-5488020	697391	1252572	555181

TABLE - 13.0 **STOCKS STATISTICS** **SINDH**
2015-16
Value in '000' Rs

Goods purchased for resale			Work in Process			Finished products and by-products			
Value at the beginning of the year	Value at the end of the year	Net stocks increase	Value at the beginning of the year	Value at the end of the year	Net stocks increase	Value at the beginning of the year	Value at the end of the year	Net stocks increase	Industry Code
10	11	12	13	14	15	16	17	18	1
			1003788	869226	-134562	2729225	3009247	280022	13921
343	405	62	229743	471092	241350	325014	294467	-30547	13922
			2129	1824	-305	90652	70409	-20243	1393 & 1394
			2129	1824	-305	90652	70409	-20243	13930 & 13941
			284644	222318	-62326	279492	557164	277672	1399
			284644	222318	-62326	216482	493900	277418	13991
						59991	59991		13992
						3019	3273	254	13999
12561	5695	-6867	12487014	12740165	253151	11529087	12185501	656414	14
12561	5695	-6867	12429417	12553208	123791	11313795	11987950	674156	141
12561	5695	-6867	12429417	12553208	123791	11313795	11987950	674156	1410
			450261	368082	-82179	345240	471363	126123	14101
			11485494	11668787	183293	10709741	11298087	588346	14102
			174832	126654	-48178	132464	68462	-64002	14103
12561	5695	-6867	318830	389686	70855	126350	150038	23688	14105
			57596	186957	129361	215293	197551	-17741	143
			57596	186957	129361	215293	197551	-17741	1430
			57596	186957	129361	215293	197551	-17741	14302
			3221073	2834831	-386242	3166857	2912413	-254444	15
			3221073	2834831	-386242	3166857	2912413	-254444	151
			3170188	2779714	-390474	3075775	2839454	-236321	1511
			3170188	2779714	-390474	3075775	2839454	-236321	15111
			50885	55117	4232	91082	72959	-18123	1512
			50885	55117	4232	91082	72959	-18123	15121 & 15122
									152
									1520
									15201
			133223	121114	-12109	455818	668474	212657	16
			133223	121114	-12109	424639	646858	222219	161
			133223	121114	-12109	424639	646858	222219	1610
			133223	121114	-12109	424639	646858	222219	16101 & 16102
						31179	21616	-9562	162
						30869	21306	-9562	1621
						1041	1020	-21	16212
						29827	20286	-9541	16213
									1622
									16221
						310	310		1623 & 1629
						310	310		16231 & 16291
21637	40695	19058	1259553	1244474	-15080	1868733	2310114	441381	17
21637	40695	19058	1259553	1244474	-15080	1868733	2310114	441381	170
331	497	166	296156	385420	89263	191098	186336	-4762	1701
331	497	166	290930	380593	89662	184517	179760	-4757	17013
			5226	4827	-399	6581	6576	-5	17019
			704965	642800	-62164	698378	1257688	559309	1702
			701468	636644	-64823	695403	1253038	557634	17021
			3497	6156	2659	2975	4650	1675	17022
21305	40198	18892	258432	216254	-42179	979256	866090	-113167	1709
21305	40198	18892	55578	8409	-47170	528497	414977	-113521	17091
			202854	207845	4991	450759	451113	354	17099
			1046826	973082	-73744	608031	799773	191742	18
			1046826	973082	-73744	608031	799773	191742	181
			1046826	973082	-73744	608031	799773	191742	1811 & 1812
			149362	142509	-6853	196896	165768	-31128	18111
			10800	11619	819	20233	24542	4309	18112
			822047	749070	-72977	45241	238359	193118	18113
									18114
			64617	69885	5268	345661	371104	25443	18115 & 18123
			55958	549507	493548	21640698	15103948	-6536750	19
			55958	549507	493548	21640698	15103948	-6536750	192
			55958	549507	493548	21640698	15103948	-6536750	1920

TABLE - 13.0 **STOCKS STATISTICS** **SINDH**
2015-16
Value in '000' Rs

Industry Code	Industry Major Groups & Industries	No. of establishments	Total stocks			Input materials		
			Value at the beginning of the year (col 7+10+13+16)	Value at the end of the year (col 8+11+14+17)	Net stocks increase (col 9+12+15+18)	Value at the beginning of the year	Value at the end of the year	Net stocks increase
1	2	3	4	5	6	7	8	9
19201	Production of motor fuel/ kerosene etc.	4	21423983	14884369	-6539614			
19203	Oil-based lubricating oils or greases	26	970064	2021658	1051594	697391	1252572	555181
20	CHEMICALS AND CHEMICAL PRODUCTS	265	45427832	56962672	11534841	20156792	30506303	10349511
201	Basic chemicals, fertilizers etc.	110	25392871	24269591	-1123280	9596119	7614216	-1981902
2011	Basic chemicals	93	8698553	8582348	-116205	4528504	3141394	-1387109
20111	Inorganic industrial/ medical gases	62	1779900	1747367	-32534	101878	53474	-48404
20112	Dyes & pigments in basic form	10	1328497	1262817	-65680	217101	239035	21934
20113	Manufacture of inorganic acids & bases	3	212245	389025	176780	63970	153896	89926
20115	Basic organic chemicals	9	250546	204650	-45896	153501	149203	-4299
20119	Others n.e.c.	9	5127364	4978489	-148875	3992053	2545787	-1446266
2012	Fertilizers & nitrogen compounds	7	7737469	7731088	-6380	226815	214586	-12229
20121	Fertilizers	7	7737469	7731088	-6380	226815	214586	-12229
2013	Plastics & synthetic rubber	10	8956849	7956155	-1000694	4840801	4258236	-582564
20131	Plastics in primary forms	10	8956849	7956155	-1000694	4840801	4258236	-582564
202 &	Other chemical products							
203	Man-made fibres	155	20034961	32693081	12658120	10560673	22892086	12331413
2021	Pesticides/ agrochemical products etc	13	869093	630026	-239068	434459	247528	-186931
20211	Insecticides/ fungicides/ herbicides	11	863972	624144	-239828	431219	243527	-187692
20219	Other agrochemical products n.e.c.	2	5121	5882	760	3240	4000	760
2022	Paints, varnishes & printing ink etc.	32	2433110	13112442	10679331	1142817	11443931	10301114
20221 &	Paints & varnishes etc							
20227	Printing ink	32	2433110	13112442	10679331	1142817	11443931	10301114
2023	Soap, perfumes & toilet preparations	70	13869210	16305834	2436624	7393202	9485037	2091835
20232	Soap	38	8922132	10138075	1215944	3317108	4339729	1022621
20234	Detergent, dish-washing preparation etc	2	2760064	2986122	226058	1917146	1989786	72640
20236	Perfumes & toilet preparations	30	2187014	3181637	994623	2158948	3155521	996574
2029 &	Other chemical products n.e.c.							
2030	Man-made fibres	40	2863548	2644780	-218768	1590196	1715591	125395
20292	Gelatine/ glues & prepared adhesives	21	954003	938621	-15382	220212	491771	271559
20294	Photographic plates, films etc	3	58220	60897	2677	58220	60897	2677
20299 &	Others n.e.c.							
20303	Synthetic or artificial filament yarn	16	1851325	1645262	-206062	1311764	1162923	-148841
21	BASIC PHARMACEUTICAL PRODUCTS	211	41391255	44973750	3582494	14758941	17315985	2557044
210	Pharmaceuticals	211	41391255	44973750	3582494	14758941	17315985	2557044
2100	Pharmaceuticals	211	41391255	44973750	3582494	14758941	17315985	2557044
21001	Medicinal active substances	195	40237471	43654177	3416705	14105923	16487862	2381939
21003	Medicaments/ homeopathic preparations	12	583507	630146	46639	342080	380096	38016
21009	Other such activities n.e.c.	4	570277	689427	119150	310938	448027	137089
22	RUBBER AND PLASTICS PRODUCTS	215	12003630	11781687	-221943	7497908	7062610	-435298
221	Rubber products	22	2168669	1886059	-282610	1411053	1368314	-42739
2211	Rubber tyres & tubes	5	1497211	1614391	117180	873625	1238421	364795
22111	Rubber tyres	5	1497211	1614391	117180	873625	1238421	364795
2219	Other rubber products	17	671458	271669	-399790	537427	129893	-407535
22191	Other products of rubber	17	671458	271669	-399790	537427	129893	-407535
222	Plastics products	193	9834961	9895628	60667	6086856	5694297	-392559
2220	Plastics products	193	9834961	9895628	60667	6086856	5694297	-392559
22201	Plastic products for packing of goods	172	9498202	9519473	21270	5786423	5353528	-432895
22203	Plastic tableware, kitchenware etc	12	56773	58291	1518	49977	51419	1443
22209	Other diverse plastic products	9	279986	317864	37878	250456	289349	38894
23	OTHER NON-METALLIC MINERAL PRODUCTS	548	5138480	4625670	-512810	1257911	1165162	-92749
231	Glass & glass products	33	1170059	1231656	61596	139580	112717	-26863
2310	Glass & glass products	33	1170059	1231656	61596	139580	112717	-26863
23101	Flat glass/ glass paving blocks	24	965521	1038051	72529	43899	56880	12982
23102	Glass mirror/ bottle/ drinking glass	4	4804	11403	6600	4804	11403	6600
23103	Pharmaceutical glassware etc.	5	199734	182202	-17533	90877	44434	-46444
239	Non-metallic mineral products n.e.c.	515	3968420	3394014	-574406	1118331	1052445	-65886
2392	Clay building materials	353	1019040	926535	-92506	361766	408397	46632
23921	Ceramic tiles, mosaic cubes etc.	2	774838	782346	7508	223067	319419	96352
23922 &	Non-refractory clay building materials							
23923	Ceramic sanitary fixtures	351	244202	144189	-100014	138699	88978	-49720
2393	Other porcelain & ceramic products	9	430125	410700	-19425	222000	235875	13875
23931	Ceramic tableware & domestic articles	9	430125	410700	-19425	222000	235875	13875
2394	Cement, lime & plaster	5	1865268	1547893	-317375	143970	193462	49492
23941	Clinkers & hydraulic cement	5	1865268	1547893	-317375	143970	193462	49492
2395	Articles of concrete, cement & plaster	48	457163	335661	-121502	209645	65001	-144644
23951	Precast concrete, cement or stone	48	457163	335661	-121502	209645	65001	-144644
2396	Cutting, shaping & finishing of stone	100	196824	173226	-23598	180951	149710	-31241
23961	Cutting, shaping & finishing of stone	100	196824	173226	-23598	180951	149710	-31241
24	BASIC METALS	126	34519172	38878841	4359669	17092816	18030290	937475
241	Basic iron & steel	109	34162605	38332313	4169709	16818663	17617245	798582

TABLE - 13.0 **STOCKS STATISTICS** **SINDH**
2015-16
Value in '000' Rs

Goods purchased for resale			Work in Process			Finished products and by-products			
Value at the beginning of the year	Value at the end of the year	Net stocks increase	Value at the beginning of the year	Value at the end of the year	Net stocks increase	Value at the beginning of the year	Value at the end of the year	Net stocks increase	Industry Code
10	11	12	13	14	15	16	17	18	1
						21423983	14884369	-6539614	19201
			55958	549507	493548	216714	219579	2864	19203
7592624	4000001	-3592623	2868156	2660617	-207539	14810260	19795752	4985492	20
3743471	1238471	-2505000	1715973	1508887	-207086	10337309	13908017	3570708	201
25086	72011	46926	359434	312558	-46875	3785530	5056384	1270854	2011
						1678022	1693893	15871	20111
			249952	158474	-91478	861444	865308	3864	20112
			90829	135432	44603	57446	99697	42251	20113
						97045	55448	-41597	20115
25086	72011	46926	18652	18652		1091573	2342038	1250465	20119
3718385	1166460	-2551925	129804	111185	-18619	3662465	6238858	2576393	2012
3718385	1166460	-2551925	129804	111185	-18619	3662465	6238858	2576393	20121
			1226735	1085144	-141591	2889313	2612775	-276538	2013
			1226735	1085144	-141591	2889313	2612775	-276538	20131
									202 &
3849153	2761530	-1087623	1152183	1151729	-453	4472951	5887735	1414784	203
			642	458	-184	433993	382040	-51953	2021
			642	458	-184	432111	380159	-51953	20211
						1881	1881		20219
			594763	400100	-194663	695530	1268410	572880	2022
									20221 &
			594763	400100	-194663	695530	1268410	572880	20227
3849153	2761530	-1087623	456124	657119	200995	2170731	3402149	1231418	2023
3849153	2761530	-1087623	258984	395659	136675	1496886	2641157	1144271	20232
			196392	261086	64694	646526	735250	88724	20234
			748	374	-374	27319	25742	-1578	20236
									2029 &
			100654	94053	-6602	1172698	835136	-337561	2030
						733791	446850	-286941	20292
									20294
									20299 &
			100654	94053	-6602	438906	388287	-50620	20303
245	80833	80587	5074873	4854760	-220113	21557196	22722172	1164975	21
245	80833	80587	5074873	4854760	-220113	21557196	22722172	1164975	210
245	80833	80587	5074873	4854760	-220113	21557196	22722172	1164975	2100
245	80833	80587	4994837	4781528	-213309	21136466	22303954	1167488	21001
			54163	50143	-4020	187264	199907	12642	21003
			25873	23089	-2784	233466	218311	-15155	21009
72931	39046	-33885	720683	555564	-165119	3712107	4124467	412359	22
			247465	221679	-25786	510151	296066	-214084	221
			200932	166768	-34164	422653	209201	-213452	2211
			200932	166768	-34164	422653	209201	-213452	22111
			46533	54911	8378	87498	86865	-633	2219
			46533	54911	8378	87498	86865	-633	22191
72931	39046	-33885	473218	333885	-139333	3201956	3828400	626444	222
72931	39046	-33885	473218	333885	-139333	3201956	3828400	626444	2220
72931	39046	-33885	457881	320142	-137739	3180967	3806757	625790	22201
			3278	2699	-578	3519	4173	654	22203
			12060	11044	-1016	17470	17470		22209
6179	9215	3036	1786707	1304633	-482074	2087683	2146660	58977	23
			156369	195681	39312	874110	923258	49147	231
			156369	195681	39312	874110	923258	49147	2310
			62195	75401	13207	859428	905769	46341	23101
									23102
			94175	120280	26105	14682	17488	2806	23103
6179	9215	3036	1630337	1108952	-521385	1213573	1223402	9829	239
6179	9215	3036	150969	64333	-86636	500127	444589	-55537	2392
6179	9157	2978	60443	45770	-14673	485149	408000	-77149	23921
									23922 &
	58	58	90526	18563	-71963	14978	36589	21612	23923
			83250	49950	-33300	124875	124875		2393
			83250	49950	-33300	124875	124875		23931
			1278778	978288	-300490	442520	376143	-66377	2394
			1278778	978288	-300490	442520	376143	-66377	23941
			111461	12266	-99195	136057	258394	122337	2395
			111461	12266	-99195	136057	258394	122337	23951
			5879	4115	-1764	9994	19401	9406	2396
			5879	4115	-1764	9994	19401	9406	23961
737362	2789123	2051760	7574928	8188927	613999	9114066	9870501	756435	24
737362	2789123	2051760	7553428	8095151	541723	9053151	9830795	777644	241

TABLE - 13.0 **STOCKS STATISTICS** **SINDH**
2015-16
Value in '000' Rs

Industry Code	Industry Major Groups & Industries	No. of establishments	Total stocks			Input materials		
			Value at the beginning of the year (col 7+10+13+16)	Value at the end of the year (col 8+11+14+17)	Net stocks increase (col 9+12+15+18)	Value at the beginning of the year	Value at the end of the year	Net stocks increase
1	2	3	4	5	6	7	8	9
2410	Basic iron & steel	109	34162605	38332313	4169709	16818663	17617245	798582
24103 &	Pure iron, granular iron & iron powder							
24104	Remelting of scrap ingot of iron/ steel	2	2295737	4161026	1865289	1177335	1051049	-126286
24106	Hot/cold-rolled products of steel	81	22894170	23023082	128912	11095747	9411177	-1684570
24108	Welded tubes & pipes of steel	22	8972697	11148205	2175508	4545581	7155018	2609438
24109	Others n.e.c.	4						
242	Basic precious & non-ferrous metals	13	258145	381064	122920	235764	369957	134193
2420	Basic precious & non-ferrous metals	13	258145	381064	122920	235764	369957	134193
24202 &	Aluminium & alloys							
24206	Chrome, manganese, nickel & alloys etc	13	258145	381064	122920	235764	369957	134193
243	Casting of metals	4	98423	165464	67041	38389	43089	4700
2431	Casting of iron & steel	4	98423	165464	67041	38389	43089	4700
24311 &	Casting of iron							
24312	Casting of steel	4	98423	165464	67041	38389	43089	4700
25	FABRICATED METAL PRODUCTS	53	1740743	1383582	-357161	948565	618239	-330326
251	Structural metal products etc	15	452946	389491	-63455	424363	362622	-61740
2511	Structural metal products	11	279985	194701	-85284	269567	191605	-77962
25111 &	Metal framework/ skeleton etc							
25112	Metal door, window, shutter, gates etc	8	31727	54808	23081	30127	51712	21585
25119	Others n.e.c.	3	248258	139893	-108365	239440	139893	-99547
2512	Tanks, reservoirs & containers of metal	2	158251	158124	-127	141600	136351	-5248
25122	Metal containers for gas	2	158251	158124	-127	141600	136351	-5248
2513	Steam generators	2	14710	36666	21956	13196	34666	21470
25132	Parts for marine or power boilers/ nuclear reactors e	2	14710	36666	21956	13196	34666	21470
259	Other fabricated metal products	38	1287797	994091	-293706	524202	255616	-268586
2593	Cutlery, h& tools & general hardware	7	400322	435091	34769	1696	1584	-112
25932 &	Knives, h& tools, saw blades etc							
25934	Other tools of such nature n.e.c.	7	400322	435091	34769	1696	1584	-112
2599	Other fabricated metal products n.e.c.	31	887475	559000	-328476	522507	254033	-268474
25991	Cans, drums, buckets, boxes, tins etc	8	399302	339376	-59926	233369	179921	-53448
25997	Various metal articles	5	440325	169846	-270479	256437	39482	-216955
25999	Others n.e.c.	18	47849	49778	1929	32700	34629	1929
26	COMPUTER, ELECTRONIC AND OPTICAL PRODUCTS	6	987657	891171	-96486	338	359	21
264	Consumer electronics	2	2929	4145	1216	338	359	21
2640	Consumer electronics	2	2929	4145	1216	338	359	21
26409	Others n.e.c.	2	2929	4145	1216	338	359	21
265	Measuring equipment; watches/ clocks	2	960980	826854	-134126			
2651	Measuring, navigating/ control equipment	2	960980	826854	-134126			
26516	Scales, balances & laboratory apparatus	2	960980	826854	-134126			
266 &	Electro medical/ electrotherapeutic equipment							
268	Magnetic & optical media	2	23748	60172	36424			
2660 &	Irradiation, electro medical equipment							
2680	Magnetic & optical media	2	23748	60172	36424			
26602 &	Electro medical/ electrotherapeutic equipment							
26801	Audio & video tapes/ cassettes	2	23748	60172	36424			
27	ELECTRICAL EQUIPMENT	87	21802684	25344697	3542014	10489934	11510931	1020997
271	Electric motor, generator, transformer	23	3318230	1994456	-1323775	1234363	474616	-759747
2710	Electric motors, generators, transformers etc.	23	3318230	1994456	-1323775	1234363	474616	-759747
27101	Electric transformers	3						
27102	Electric motors/ power generators etc	3	65769	65769		47001	47001	
27103 &	Electric power distribution panel etc.							
27104	Switchboard apparatus, fuses, switches	6	3251076	1927138	-1323938	1185978	426067	-759911
27109	Others n.e.c.	11	1385	1548	164	1385	1548	164
272	Batteries & accumulators	8	10689618	12669056	1979437	5723098	5863219	140120
2720	Batteries & accumulators	8	10689618	12669056	1979437	5723098	5863219	140120
27203	Lead acid/ lithium/ dry/ wet batteries	8	10689618	12669056	1979437	5723098	5863219	140120
273	Wiring & wiring devices	24	4823802	5736549	912747	2031905	2537236	505331
2732	Other electric wires & cables	24	4823802	5736549	912747	2031905	2537236	505331
27320	Insulated wire & cable	24	4823802	5736549	912747	2031905	2537236	505331
274	Electric lighting equipment	3	119402	187072	67670	97039	167082	70042
2740	Electric lighting equipment	3	119402	187072	67670	97039	167082	70042
27401	Lamps, bulbs, ch&eliers,lanterns etc.	3	119402	187072	67670	97039	167082	70042
275	Domestic appliances	23	2758046	4678351	1920305	1334587	2404464	1069877
2750	Domestic appliances	23	2758046	4678351	1920305	1334587	2404464	1069877
27501 &	Domestic electric appliances							
27503	Domestic non-electric cooking equipment	23	2758046	4678351	1920305	1334587	2404464	1069877
279	Other electrical equipment	6	93585	79213	-14372	68940	64314	-4626
2790	Other electrical equipment	6	93585	79213	-14372	68940	64314	-4626
27909	Others n.e.c.	6	93585	79213	-14372	68940	64314	-4626
28	MACHINERY AND EQUIPMENT N.E.C.	97	1647605	1813578	165972	1296301	1228082	-68219
281	General-purpose machinery	78	1184432	1201343	16911	952781	1010917	58136
2813	Other pumps, compressors, taps & valves	14	1137582	1165689	28106	915538	985852	70314

TABLE - 13.0 **STOCKS STATISTICS** **SINDH**

2015-16

Value in '000' Rs

Goods purchased for resale			Work in Process			Finished products and by-products			
Value at the beginning of the year	Value at the end of the year	Net stocks increase	Value at the beginning of the year	Value at the end of the year	Net stocks increase	Value at the beginning of the year	Value at the end of the year	Net stocks increase	Industry Code
10	11	12	13	14	15	16	17	18	1
737362	2789123	2051760	7553428	8095151	541723	9053151	9830795	777644	2410
	1101672	1101672	268879	1165249	896370	849523	843056	-6467	24103 & 24104
737362	1687451	950088	6961525	6768698	-192826	4099536	5155756	1056220	24106
			323025	161204	-161821	4104092	3831983	-272109	24108
			2870	6015	3145	19510	5091	-14418	24109 242
			2870	6015	3145	19510	5091	-14418	2420
			2870	6015	3145	19510	5091	-14418	24202 & 24206
			18629	87760	69131	41405	34615	-6791	243
			18629	87760	69131	41405	34615	-6791	2431
			18629	87760	69131	41405	34615	-6791	24311 & 24312
151	151		207720	245078	37359	584308	520114	-64194	25
			16635	19494	2859	11948	7374	-4574	251
			100	1596	1496	10318	1500	-8818	2511
			100	1596	1496	1500	1500		25111 & 25112
						8818		-8818	25119
			15035	15898	863	1616	5874	4258	2512
			15035	15898	863	1616	5874	4258	25122
			1500	2000	500	14		-14	2513
			1500	2000	500	14		-14	25132
151	151		191084	225585	34500	572360	512739	-59621	259
			137404	156153	18749	261223	277355	16132	2593
			137404	156153	18749	261223	277355	16132	25932 & 25934
151	151		53681	69432	15751	311137	235384	-75753	2599
151	151		39131	32653	-6478	126651	126651		25991
			14550	36779	22229	169338	93585	-75753	25997
						15148	15148		25999
			564701	505108	-59593	422618	385704	-36914	26
						2591	3786	1195	264
						2591	3786	1195	2640
						2591	3786	1195	26409
			540953	444936	-96017	420027	381918	-38109	265
			540953	444936	-96017	420027	381918	-38109	2651
			540953	444936	-96017	420027	381918	-38109	26516
			23748	60172	36424				266 & 268
			23748	60172	36424				2660 & 2680
			23748	60172	36424				26602 & 26801
70413	60674	-9739	5696861	5774624	77763	5545476	7998468	2452992	27
			1149043	751569	-397474	934824	768271	-166554	271
			1149043	751569	-397474	934824	768271	-166554	2710
			6089	6089		12680	12680		27101 27102
			1142954	745480	-397474	922145	755591	-166554	27103 & 27104
			2630041	2969717	339676	2336479	3836120	1499640	27109 272
			2630041	2969717	339676	2336479	3836120	1499640	2720
			2630041	2969717	339676	2336479	3836120	1499640	27203
			1329812	1338263	8451	1462085	1861050	398965	273
			1329812	1338263	8451	1462085	1861050	398965	2732
			1329812	1338263	8451	1462085	1861050	398965	27320
			22362	19991	-2372				274
			22362	19991	-2372				2740
			22362	19991	-2372				27401
70413	60674	-9739	541404	690545	149141	811642	1522669	711027	275
70413	60674	-9739	541404	690545	149141	811642	1522669	711027	2750
70413	60674	-9739	541404	690545	149141	811642	1522669	711027	27501 & 27503
			24199	4540	-19659	445	10359	9914	279
			24199	4540	-19659	445	10359	9914	2790
			24199	4540	-19659	445	10359	9914	27909
			53160	41307	-11854	298144	544189	246045	28
			25231	10425	-14807	206420	180002	-26418	281
			22711	8336	-14375	199333	171500	-27833	2813

TABLE - 13.0 **STOCKS STATISTICS** **SINDH**
2015-16
Value in '000' Rs

Industry Code	Industry Major Groups & Industries	No. of establishments	Total stocks			Input materials		
			Value at the beginning of the year (col 7+10+13+16)	Value at the end of the year (col 8+11+14+17)	Net stocks increase (col 9+12+15+18)	Value at the beginning of the year	Value at the end of the year	Net stocks increase
1	2	3	4	5	6	7	8	9
28132	Pumps for liquids	12	1042288	1093504	51215	915420	981848	66428
28133 &	Pumps for engines/ motor vehicle pumps							
28134	Industrial taps/ valves & h& pump etc	2	95294	72185	-23109	118	4004	3886
2819	Other general-purpose machinery	64	46850	35655	-11196	37243	25065	-12179
28191	Industrial freezing equipment etc.	2	31956	20152	-11804	25651	14217	-11434
28193 &	Filtering or purifying machinery							
28198	Parts for general-purpose machinery	59	13881	14279	398	10902	10084	-818
28199	Others n.e.c.	3	1014	1224	210	690	763	74
282	Special-purpose machinery	19	463173	612234	149061	343520	217165	-126355
2821	Agricultural & forestry machinery	7	132879	339198	206319	80279	11676	-68603
28211	Tractors	2	129159	333581	204422	76559	6059	-70500
28214	Soil preparation, planting machinery	2	3720	3720		3720	3720	
28219	Diverse agricultural machinery	3		1897	1897		1897	1897
2822	Metal-forming machinery & machine tools	3	32075	29436	-2639			
28222	Tools for grinding, drilling, boring	3	32075	29436	-2639			
2825 &	Food, beverage & tobacco machinery							
2826	Textile, apparel & leather machinery	9	298219	243600	-54619	263241	205489	-57752
28259 &	Food processing machinery							
28261	Textile machinery	9	298219	243600	-54619	263241	205489	-57752
29	MOTOR VEHICLES, TRAILERS AND SEMI	227	30444050	38770942	8326893	19355350	23068650	3713300
291	Motor vehicles	12	19420561	25215196	5794635	11797668	13453967	1656299
2910	Motor vehicles	12	19420561	25215196	5794635	11797668	13453967	1656299
29101	Passenger cars, commercial busses etc.	12	19420561	25215196	5794635	11797668	13453967	1656299
292	Motor vehicle bodies, trailers etc	7		19800	19800			
2920	Motor bodies, trailers & semi-trailers	7		19800	19800			
29202	Trailers & semi-trailers	7		19800	19800			
293	Parts & accessories for motor vehicles	208	11023488	13535946	2512458	7557682	9614682	2057001
2930	Parts & accessories for motor vehicles	208	11023488	13535946	2512458	7557682	9614682	2057001
29301	Parts & accessories for motor vehicles	208	11023488	13535946	2512458	7557682	9614682	2057001
30	OTHER TRANSPORT EQUIPMENT	21	2312416	3196323	883907	1549189	2398548	849359
309	Transport equipment n.e.c.	21	2312416	3196323	883907	1549189	2398548	849359
3091	Motorcycles	21	2312416	3196323	883907	1549189	2398548	849359
30911	Motorcycles, engines for motorcycles	13	2305207	3182838	877631	1541980	2385063	843082
30912	Parts & accessories for motorcycles.	8	7208	13485	6277	7208	13485	6277
31	FURNITURE	31	70236	148725	78489	62332	146488	84156
310	Furniture	31	70236	148725	78489	62332	146488	84156
3100	Furniture	31	70236	148725	78489	62332	146488	84156
31001	Furniture & fixtures.	27	67958	146565	78607	60292	144566	84274
31004	Furniture for kitchen bedrooms etc.	4	2278	2160	-118	2040	1922	-118
32	OTHER MANUFACTURING	58	273868	346486	72618	220495	288272	67778
321	Jewellery, bijouterie etc	35	26559	13946	-12613	20509		-20509
3211 &	Jewellery & related articles							
3212	Imitation jewellery & related articles	35	26559	13946	-12613	20509		-20509
32113 &	Jewellery, goldsmiths' articles.							
32121	Costume or imitation jewellery.	35	26559	13946	-12613	20509		-20509
325	Medical & dental instruments & supplies	9	68688	51180	-17508	68688	51180	-17508
3250	Medical & dental instruments & supplies	9	68688	51180	-17508	68688	51180	-17508
32509	Others n.e.c.	9	68688	51180	-17508	68688	51180	-17508
329	Other manufacturing n.e.c.	14	178621	281360	102739	131298	237092	105795
3290	Other manufacturing n.e.c.	14	178621	281360	102739	131298	237092	105795
32902	Brooms & brushes.	2	82498	178553	96055	82498	178553	96055
32903	Pens, pencils & stamps etc.	5						
32909	Others n.e.c.	7	96123	102806	6683	48800	58539	9739

TABLE - 13.0 **STOCKS STATISTICS** **SINDH**
2015-16
Value in '000' Rs

Goods purchased for resale			Work in Process			Finished products and by-products			
Value at the beginning of the year	Value at the end of the year	Net stocks increase	Value at the beginning of the year	Value at the end of the year	Net stocks increase	Value at the beginning of the year	Value at the end of the year	Net stocks increase	Industry Code
10	11	12	13	14	15	16	17	18	1
			15213		-15213	111655	111655		28132
									28133 &
			7498	8336	838	87678	59845	-27833	28134
			2520	2089	-432	7087	8501	1415	2819
			818	449	-370	5486	5486		28191
									28193 &
			1702	1640	-62	1277	2555	1278	28198
						324	461	137	28199
			27929	30882	2953	91724	364187	272463	282
			3530	980	-2550	49070	326542	277472	2821
			3530	980	-2550	49070	326542	277472	28211
									28214
									28219
			1161	3531	2370	30914	25905	-5009	2822
			1161	3531	2370	30914	25905	-5009	28222
									2825 &
			23238	26371	3133	11740	11740		2826
									28259 &
			23238	26371	3133	11740	11740		28261
1313581	2319423	1005842	2246672	2742102	495430	7528446	10640767	3112321	29
1273352	2276708	1003356	644808	694881	50073	5704734	8789640	3084906	291
1273352	2276708	1003356	644808	694881	50073	5704734	8789640	3084906	2910
1273352	2276708	1003356	644808	694881	50073	5704734	8789640	3084906	29101
							19800	19800	292
							19800	19800	2920
							19800	19800	29202
40230	42715	2485	1601865	2047221	445357	1823712	1831328	7615	293
40230	42715	2485	1601865	2047221	445357	1823712	1831328	7615	2930
40230	42715	2485	1601865	2047221	445357	1823712	1831328	7615	29301
			47705	25185	-22519	715522	772590	57068	30
			47705	25185	-22519	715522	772590	57068	309
			47705	25185	-22519	715522	772590	57068	3091
			47705	25185	-22519	715522	772590	57068	30911
									30912
						7904	2237	-5666	31
						7904	2237	-5666	310
						7904	2237	-5666	3100
						7666	1999	-5666	31001
						238	238		31004
			12743	9687	-3056	40631	48527	7896	32
						6050	13946	7896	321
									3211 &
						6050	13946	7896	3212
									32113 &
						6050	13946	7896	32121
									325
									3250
									32509
			12743	9687	-3056	34581	34581		329
			12743	9687	-3056	34581	34581		3290
									32902
									32903
			12743	9687	-3056	34581	34581		32909

TABLE - 14.0 **VALUE OF ENERGY AND WATER** **SINDH**

2015-16

Value in '000' Rs

Industry Code	Industry Major Groups & Industries	No. of establishments	FUEL		Electricity	GAS	Water	Total
			Diesel, Petrol, Furnace oil	Coal, Firewood				
1	2	3	4	5	6	7	8	9
C	**ALL INDUSTIRES**	**6299**	**11939275**	**1884536**	**170586604**	**39283972**	**2340300**	**226034687**
10	FOOD PRODUCTS	1682	1179391	227914	16222473	3625233	276150	21531162
101	Processing & preserving of meat	5	2024		129303		5804	137131
1010	Processing & preserving of meat	5	2024		129303		5804	137131
10102	Fresh, chilled or frozen meat	5	2024		129303		5804	137131
102	Processing & preserving of fish	14	3131		84327	1062	18839	107359
1020	Processing/ preserving of fish, molluscs	14	3131		84327	1062	18839	107359
10202	Fish, crustacean & mollusc products	14	3131		84327	1062	18839	107359
103	Processing of fruit/ vegetables	26	66709	23299	230889	649		321547
1030	Processing/ preserving of fruit/ vegetables	26	66709	23299	230889	649		321547
10302	Preserving of fruit, nuts or vegetables	24		23299	47792			71092
10305	Jams, jellies & marmalades	2	66709		183097	649		250455
104	Vegetable & animal oils/ fats	313	511849	198103	2766962	2270628	84338	5831879
1040	Vegetable & animal oils & fats	313	511849	198103	2766962	2270628	84338	5831879
10401	Crude / refined vegetable oils	164	424888	197399	2236983	2258338	82844	5200451
10405	Cotton linters.	131	86936	689	484250	12277	1016	585168
10406	Oilcakes & others	18	25	15	45729	13	478	46260
105	Dairy products	18	683		1124830	2476	460	1128449
1050	Dairy products	18	683		1124830	2476	460	1128449
10501	fresh liquid milk & milk-based drinks	8			1113718			1113718
10506 &	Ice cream & other edible ice.							
10509	Others n.e.c.	10	683		11112	2476	460	14731
106	Grain mill products, starches etc	926	67656	3873	5521870	189448	51539	5834385
1061 &	Grain mill products							
1062	Starches & starch products	926	67656	3873	5521870	189448	51539	5834385
10611	Grain milling.	221	29486	494	1328892	51292	19474	1429638
10612	Rice milling.	603	22724	3378	1408179	78368	4211	1516860
10613 &	Vegetable milling							
10621	Starches from rice, potatoes, maize etc.	102	15446		2784799	59788	27854	2887887
107	Other food products	333	488600	2154	6146958	1008409	110300	7756422
1071	Bakery products	112	95664	262	1473830	881357	83807	2534920
10711	Bread & rolls	36	51656		318439	170305	38807	579206
10712	Pastry, cakes, pies etc.	5	6009		23380	13862	569	43820
10713	Rusks, biscuits & bakery products	47	35192	262	755653	457387	43756	1292249
10719	Others n.e.c.	24	2808		376358	239803	675	619644
1072	Sugar	36	256748		1370403	13954	6755	1647860
10721	Sugar & sugar substitutes	36	256748		1370403	13954	6755	1647860
1073	Chocolate & sugar confectionery	32	46119		1393784	3738	2676	1446318
10732	Chocolate & sugar confectionery	32	46119		1393784	3738	2676	1446318
1079	Other food products n.e.c.	153	90070	1893	1908940	109360	17062	2127324
10792	Blending of tea & mate	7	63077		422086	116	225	485504
10794 &	Infant formula or baby foods etc							
10795	Prepared foods/sandwiches, fresh pizza etc.	3			192423			192423
10796	Spices, sauces & condiments	34	1396	11	775659	689	539	778295
10798	Processing of salt	15	1702		12791	8687	269	23448
10799	Others n.e.c.	94	23895	1881	505981	99868	16030	647655
108	Prepared animal feeds	47	38740	485	217334	152562	4871	413992
1080	Prepared animal feeds	47	38740	485	217334	152562	4871	413992
10802	Prepared feeds for farm animals	47	38740	485	217334	152562	4871	413992
11	BEVERAGES	38	12639		671327	231588	17765	933319
110	Beverages	38	12639		671327	231588	17765	933319
1104	Soft drinks, mineral waters etc	38	12639		671327	231588	17765	933319
11041	Non-alcoholic beverages	9	3714		365129	25239	17147	411229
11042	Natural mineral waters/ bottled waters	17	7584		95774		618	103975
11043	Soft drinks like lemonade, cola etc.	12	1342		210424	206349		418115
12	TOBACCO PRODUCTS	10			22156	308	14	22478
120	Tobacco products	10			22156	308	14	22478
1200	Tobacco products	10			22156	308	14	22478
12001	Tobacco products & substitutes etc.	10			22156	308	14	22478
13	TEXTILES	1479	1950062	340026	49853050	17668799	1164505	70976441
131	Spinning, weaving, finishing of textile	1259	1810705	340026	47574916	17393190	1145274	68264111
1311	Spinning of textile fibres	219	1038606	171072	24924522	6937894	477038	33549131
13112	Spinning of yarn or thread	219	1038606	171072	24924522	6937894	477038	33549131
1312	Weaving of textiles	817	493332	168953	18549734	5934375	437272	25583667
13121	Broad woven fabrics	590	465628	168943	17427544	5569547	407510	24039171
13129	Others n.e.c.	227	27705	11	1122190	364829	29762	1544496
1313	Finishing of textiles	223	278767		4100660	4520921	230965	9131313
13131	Bleaching & dyeing of fabrics	223	278767		4100660	4520921	230965	9131313
139	Other textiles	220	139356		2278134	275610	19230	2712330
1392	Made-up textile articles	75	25509		1827840	69311	11557	1934217

TABLE - 14.0 **VALUE OF ENERGY AND WATER** **SINDH**

2015-16

Value in '000' Rs

Industry Code	Industry Major Groups & Industries	No. of establishments	FUEL		Electricity	GAS	Water	Total
			Diesel, Petrol, Furnace oil	Coal, Firewood				
1	2	3	4	5	6	7	8	9
13921	Madeup articles of any textile material	66	14033		1673334	43552	7757	1738676
13922	Made-up furnishing articles	9	11476		154506	25759	3800	195541
1393 &	Carpets & rugs							
1394	Cordage, rope, twine & netting	6	7026		55911	128673		191610
13930 &	Floor coverings like carpets, rugs etc.							
13941	Twine, cordage, rope etc.	6	7026		55911	128673		191610
1399	Other textiles n.e.c.	139	106821		394384	77625	7673	586504
13991	Labels/ badges etc.	12	17465		36692	4193	2518	60868
13992	Tulles/ laces & other net fabrics	125	89320		354971	72860	5156	522307
13999	Others n.e.c.	2	36		2720	573		3329
14	WEARING APPAREL	652	6026582	13720	7400848	1842000	196495	15479644
141	Wearing apparel	560	5881110	13720	6685713	1604938	182389	14367870
1410	Wearing apparel	560	5881110	13720	6685713	1604938	182389	14367870
14101	Wearing apparel of leather	27	15730		218542	8710	5725	248706
14102	Outerwear/ work wear	524	5849545	13720	6160986	1495894	130638	13650783
14103	Underwear/ nightwear	4	2046		27166	17374	27660	74246
14105	Other clothing accessories	5	13789		279020	82961	18366	394135
143	Knitted & crocheted apparel	92	145472		715135	237062	14105	1111773
1430	Knitted & crocheted apparel	92	145472		715135	237062	14105	1111773
14302	Hosiery, socks, tights & pantyhose etc	92	145472		715135	237062	14105	1111773
15	LEATHER PRODUCTS	111	104586	1461	485201	110935	64317	766500
151	Tanning of leather & leather products	103	104586	1461	485201	110935	64317	766500
1511	Tanning & dressing of leather	87	104586	1461	452656	110935	64317	733955
15111	Tanning/ dressing of hides & skins	87	104586	1461	452656	110935	64317	733955
1512	Luggage, h&bags, saddlery etc.	16			32545			32545
15121 &	Luggage, h&bags etc.							
15122	Articles of leather etc.	16			32545			32545
152	Footwear	8						
1520	Footwear	8						
15201	Footwear	8						
16	WOOD AND WOOD PRODUCTS	29	66892		428327	596995	23499	1115714
161	Sawmilling & planning of wood	5	3000		14267	4000	500	21767
1610	Sawmilling & planning of wood	5	3000		14267	4000	500	21767
16101 &	Sawing & planning of wood							
16102	Wooden railway sleepers	5	3000		14267	4000	500	21767
162	Products of wood, cork, straw etc.	24	63892		414061	592995	22999	1093947
1621	Veneer sheets & wood-based panels	19	63752		411894	592633	22846	1091126
16212	Plywood/ veneer panel/ laminated sheets	5			46936	156380	17836	221152
16213	Particle board/ densified wood etc.	14	63752		364958	436253	5010	869974
1622	Builders' carpentry & joinery	2			771			771
16221	Wooden goods of construction industry	2			771			771
1623 &	Wooden containers							
1629	Other wood products	3	140		1395	362	153	2050
16231 &	Packing boxes, crates, drums of wood							
16291	Wood products	3	140		1395	362	153	2050
17	PAPER AND PAPER PRODUCTS	202	50891	1467	8650434	125419	13658	8841868
170	Paper & paper products	202	50891	1467	8650434	125419	13658	8841868
1701	Pulp, paper & paperboard	52	2973	1467	4101727	39156	966	4146288
17013	Paper & paperboard	50	726	1467	4095100	31290	747	4129329
17019	Others n.e.c.	2	2247		6627	7866	219	16959
1702	Corrugated paper/ paperboard & containers	133	45669		4415975	78593	12304	4552541
17021	Corrugated paper/ paperboard containers	131	45669		4353575	78593	12304	4490141
17022	Sacks, bags & similar articles of paper	2			62400			62400
1709	Other articles of paper & paperboard	17	2249		132733	7670	387	143039
17091	Personal hygiene paper product	14	1803		35322	3950	255	41330
17099	Others n.e.c.	3	446		97411	3720	132	101709
18	PRINTING/REPRODUCTION OF RECORDED MEDIA	121	30949		1235686	109209	19620	1395464
181	Printing	121	30949		1235686	109209	19620	1395464
1811 &	Printing							
1812	Service related to printing	121	30949		1235686	109209	19620	1395464
18111	Printing of newspapers/ magazines	76			759342			759342
18112	Printing of books, brochures, maps etc	19	13172		55001	16139	3685	87996
18113	Printing of postage stamps, cheques etc	2	1937		131120			133057
18114	Printing of diaries & calendars etc	4	3290		72778	22973	8192	107233
18115 &	Printing on textile, glass, metal, wood							
18123	Plate/image-making setting services	20	12550		217445	70098	7743	307836
19	COKE AND REFINED PETROLEUM PRODUCTS	30	15468		13909230	11781	388	13936867
192	Refined petroleum products	30	15468		13909230	11781	388	13936867
1920	Refined petroleum products	30	15468		13909230	11781	388	13936867

TABLE - 14.0 **VALUE OF ENERGY AND WATER** **SINDH**

2015-16

Value in '000' Rs

Industry Code	Industry Major Groups & Industries	No. of establishments	FUEL		Electricity	GAS	Water	Total
			Diesel, Petrol, Furnace oil	Coal, Firewood				
1	2	3	4	5	6	7	8	9
19201	Production of motor fuel/ kerosene etc.	4			9037513			9037513
19203	Oil-based lubricating oils or greases	26	15468		4871717	11781	388	4899354
20	CHEMICALS AND CHEMICAL PRODUCTS	265	495127	13741	24201735	5580321	287165	30578088
201	Basic chemicals, fertilizers etc.	110	157634	13468	21433936	5490538	249623	27345200
2011	Basic chemicals	93	93818		9901240	3809574	248215	14052847
20111	Inorganic industrial/ medical gases	62	65724		7311175	193286		7570185
20112	Dyes & pigments in basic form	10	9389		139253	208705	6018	363365
20113	Manufacture of inorganic acids & bases	3	199		452762	669	137	453767
20115	Basic organic chemicals	9	5694		1753178	100271	14528	1873670
20119	Others n.e.c.	9	12812		244872	3306643	227532	3791860
2012	Fertilizers & nitrogen compounds	7			11273873			11273873
20121	Fertilizers	7			11273873			11273873
2013	Plastics & synthetic rubber	10	63816	13468	258824	1680964	1409	2018480
20131	Plastics in primary forms	10	63816	13468	258824	1680964	1409	2018480
202 &	Other chemical products							
203	Man-made fibres	155	337493	273	2767798	89783	37541	3232888
2021	Pesticides/ agrochemical products etc	13	5201		124628	3260	769	133858
20211	Insecticides/ fungicides/ herbicides	11	4757		95301	3072	651	103780
20219	Other agrochemical products n.e.c.	2	444		29327	188	118	30077
2022	Paints, varnishes & printing ink etc.	32	106768		343430	13758	10078	474034
20221 &	Paints & varnishes etc							
20227	Printing ink	32	106768		343430	13758	10078	474034
2023	Soap, perfumes & toilet preparations	70	217200	273	1553629	51655	25025	1847782
20232	Soap	38	188846	273	998290	14984	7172	1209564
20234	Detergent, dish-washing preparation etc	2			367633	1401	380	369414
20236	Perfumes & toilet preparations	30	28355		187706	35271	17473	268804
2029 &	Other chemical products n.e.c.							
2030	Man-made fibres	40	8323		746111	21110	1670	777214
20292	Gelatine/ glues & prepared adhesives	21	2640		263343	17311	386	283680
20294	Photographic plates, films etc	3	3633		5527	104	417	9682
20299 &	Others n.e.c.							
20303	Synthetic or artificial filament yarn	16	2051		477241	3694	867	483853
21	BASIC PHARMACEUTICAL PRODUCTS	211	240829	1937	5608368	223689	44722	6119545
210	Pharmaceuticals	211	240829	1937	5608368	223689	44722	6119545
2100	Pharmaceuticals	211	240829	1937	5608368	223689	44722	6119545
21001	Medicinal active substances	195	232351	1937	5497074	200238	43375	5974975
21003	Medicaments/ homeopathic preparations	12	5968		44812	23099	676	74555
21009	Other such activities n.e.c.	4	2510		66482	352	671	70015
22	RUBBER AND PLASTICS PRODUCTS	215	223828	19348	2769351	6752885	54066	9819477
221	Rubber products	22	25817	16578	869424	59188	3290	974298
2211	Rubber tyres & tubes	5			756857			756857
22111	Rubber tyres	5			756857			756857
2219	Other rubber products	17	25817	16578	112568	59188	3290	217441
22191	Other products of rubber	17	25817	16578	112568	59188	3290	217441
222	Plastics products	193	198011	2770	1899926	6693696	50776	8845179
2220	Plastics products	193	198011	2770	1899926	6693696	50776	8845179
22201	Plastic products for packing of goods	172	175657	2770	1761003	6657007	46940	8643377
22203	Plastic tableware, kitchenware etc	12	17011		53423	13854	2582	86870
22209	Other diverse plastic products	9	5343		85501	22835	1253	114932
23	OTHER NON-METALLIC MINERAL PRODUCTS	548	1194359	1184091	20582309	63459	36199	23060416
231	Glass & glass products	33	8749		2211539	12645	873	2233807
2310	Glass & glass products	33	8749		2211539	12645	873	2233807
23101	Flat glass/ glass paving blocks	24			2082117	5875	176	2088168
23102	Glass mirror/ bottle/ drinking glass	4			241	755		996
23103	Pharmaceutical glassware etc.	5	8749		129181	6015	698	144643
239	Non-metallic mineral products n.e.c.	515	1185610	1184091	18370770	50814	35325	20826610
2392	Clay building materials	353	119687	660373	1704395	23771	14942	2523169
23921	Ceramic tiles, mosaic cubes etc.	2			1662632	8845		1671477
23922 &	Non-refractory clay building materials							
23923	Ceramic sanitary fixtures	351	119687	660373	41763	14926	14942	851692
2393	Other porcelain & ceramic products	9	80475		19425		2775	102675
23931	Ceramic tableware & domestic articles	9	80475		19425		2775	102675
2394	Cement, lime & plaster	5	968970	523718	16367202	26407		17886296
23941	Clinkers & hydraulic cement	5	968970	523718	16367202	26407		17886296
2395	Articles of concrete, cement & plaster	48	7671		94118	106	5450	107345
23951	Precast concrete, cement or stone	48	7671		94118	106	5450	107345
2396	Cutting, shaping & finishing of stone	100	8807		185630	529	12158	207124
23961	Cutting, shaping & finishing of stone	100	8807		185630	529	12158	207124
24	BASIC METALS	126	31492	378	10792145	1541244	46923	12412182
241	Basic iron & steel	109	22934	378	10555768	1377547	43821	12000448

TABLE - 14.0 **VALUE OF ENERGY AND WATER** **SINDH**

2015-16

Value in '000' Rs

Industry Code	Industry Major Groups & Industries	No. of establishments	FUEL		Electricity	GAS	Water	Total
			Diesel, Petrol, Furnace oil	Coal, Firewood				
1	2	3	4	5	6	7	8	9
2410	Basic iron & steel	109	22934	378	10555768	1377547	43821	12000448
24103 &	Pure iron, granular iron & iron powder							
24104	Remelting of scrap ingot of iron/ steel	2			2950466	17366	3351	2971183
24106	Hot/cold-rolled products of steel	81	7685	378	6490215	1143449	36577	7678304
24108	Welded tubes & pipes of steel	22	15249		1106028	212331	3393	1337001
24109	Others n.e.c.	4			9060	4400	500	13960
242	Basic precious & non-ferrous metals	13	8558		114576	68874	5	192013
2420	Basic precious & non-ferrous metals	13	8558		114576	68874	5	192013
24202 &	Aluminium & alloys							
24206	Chrome, manganese, nickel & alloys etc	13	8558		114576	68874	5	192013
243	Casting of metals	4			121800	94824	3098	219722
2431	Casting of iron & steel	4			121800	94824	3098	219722
24311 &	Casting of iron							
24312	Casting of steel	4			121800	94824	3098	219722
25	FABRICATED METAL PRODUCTS	53	36986	2442	509117	95646	3925	648116
251	Structural metal products etc	15	3076	2442	41957	7859	192	55526
2511	Structural metal products	11	2763	2442	36359	6457	182	48203
25111 &	Metal framework/ skeleton etc							
25112	Metal door, window, shutter, gates etc	8	783	2442	35933	6457	74	45689
25119	Others n.e.c.	3	1980		426		108	2514
2512	Tanks, reservoirs & containers of metal	2			2183	1076		3259
25122	Metal containers for gas	2			2183	1076		3259
2513	Steam generators	2	313		3415	326	10	4064
25132	Parts for marine or power boilers/ nuclear reactors e	2	313		3415	326	10	4064
259	Other fabricated metal products	38	33910		467159	87787	3733	592589
2593	Cutlery, h& tools & general hardware	7	8210		294888	44810	99	348007
25932 &	Knives, h& tools, saw blades etc							
25934	Other tools of such nature n.e.c.	7	8210		294888	44810	99	348007
2599	Other fabricated metal products n.e.c.	31	25699		172272	42977	3635	244583
25991	Cans, drums, buckets, boxes, tins etc	8	3079		62032	1476	617	67204
25997	Various metal articles	5	3708		20678	2223	172	26781
25999	Others n.e.c.	18	18912		89562	39278	2846	150598
26	COMPUTER, ELECTRONIC AND OPTICAL PRODUCTS	6	119	7216	51321	29161	63	87879
264	Consumer electronics	2	119		1337	148	63	1667
2640	Consumer electronics	2	119		1337	148	63	1667
26409	Others n.e.c.	2	119		1337	148	63	1667
265	Measuring equipment; watches/ clocks	2		7216	34634	29013		70862
2651	Measuring, navigating/ control equipment	2		7216	34634	29013		70862
26516	Scales, balances & laboratory apparatus	2		7216	34634	29013		70862
266 &	Electro medical/ electrotherapeutic equipment							
268	Magnetic & optical media	2			15350			15350
2660 &	Irradiation, electro medical equipment							
2680	Magnetic & optical media	2			15350			15350
26602 &	Electro medical/ electrotherapeutic equipment							
26801	Audio & video tapes/ cassettes	2			15350			15350
27	ELECTRICAL EQUIPMENT	87	83679		3919727	28434	10064	4041904
271	Electric motor, generator, transformer	23	18409		219789	5001	2159	245359
2710	Electric motors, generators, transformers etc.	23	18409		219789	5001	2159	245359
27101	Electric transformers	3						
27102	Electric motors/ power generators etc	3			1582		142	1725
27103 &	Electric power distribution panel etc.							
27104	Switchboard apparatus, fuses, switches	6	13220		158007	4877	1504	177608
27109	Others n.e.c.	11	5189		60200	124	512	66026
272	Batteries & accumulators	8	1072		2791217	841	1454	2794584
2720	Batteries & accumulators	8	1072		2791217	841	1454	2794584
27203	Lead acid/ lithium/ dry/ wet batteries	8	1072		2791217	841	1454	2794584
273	Wiring & wiring devices	24	60595		607329	12610	205	680738
2732	Other electric wires & cables	24	60595		607329	12610	205	680738
27320	Insulated wire & cable	24	60595		607329	12610	205	680738
274	Electric lighting equipment	3			3872		486	4358
2740	Electric lighting equipment	3			3872		486	4358
27401	Lamps, bulbs, ch&eliers,lanterns etc.	3			3872		486	4358
275	Domestic appliances	23	2812		292194	9702	5561	310269
2750	Domestic appliances	23	2812		292194	9702	5561	310269
27501 &	Domestic electric appliances							
27503	Domestic non-electric cooking equipment	23	2812		292194	9702	5561	310269
279	Other electrical equipment	6	791		5325	280	200	6596
2790	Other electrical equipment	6	791		5325	280	200	6596
27909	Others n.e.c.	6	791		5325	280	200	6596
28	MACHINERY AND EQUIPMENT N.E.C.	97	26808	1303	212302	58095	13027	311534
281	General-purpose machinery	78	18296	644	170692	54730	12695	257056
2813	Other pumps, compressors, taps & valves	14	10017	644	60763			71423

TABLE - 14.0 **VALUE OF ENERGY AND WATER** **SINDH**

2015-16

Value in '000' Rs

Industry Code	Industry Major Groups & Industries	No. of establishments	FUEL		Electricity	GAS	Water	Total
			Diesel, Petrol, Furnace oil	Coal, Firewood				
1	2	3	4	5	6	7	8	9
28132	Pumps for liquids	12	9947	644	42989			53579
28133 &	Pumps for engines/ motor vehicle pumps							
28134	Industrial taps/ valves & h& pump etc	2	70		17774			17844
2819	Other general-purpose machinery	64	8279		109929	54730	12695	185632
28191	Industrial freezing equipment etc.	2			994	403	15	1412
28193 &	Filtering or purifying machinery							
28198	Parts for general-purpose machinery	59	7490		105972	50487	12494	176444
28199	Others n.e.c.	3	789		2963	3840	185	7777
282	Special-purpose machinery	19	8512	659	41611	3365	332	54479
2821	Agricultural & forestry machinery	7	1580		31410	1955		34945
28211	Tractors	2			16040			16040
28214	Soil preparation, planting machinery	2	1500		11400	1800		14700
28219	Diverse agricultural machinery	3	80		3970	155		4205
2822	Metal-forming machinery & machine tools	3	3500		3000		200	6700
28222	Tools for grinding, drilling, boring	3	3500		3000		200	6700
2825 &	Food, beverage & tobacco machinery							
2826	Textile, apparel & leather machinery	9	3432	659	7201	1410	132	12834
28259 &	Food processing machinery							
28261	Textile machinery	9	3432	659	7201	1410	132	12834
29	MOTOR VEHICLES, TRAILERS AND SEMI	227	130699	69494	2515857	473634	60728	3250412
291	Motor vehicles	12	218		642139	194642	18319	855318
2910	Motor vehicles	12	218		642139	194642	18319	855318
29101	Passenger cars, commercial busses etc.	12	218		642139	194642	18319	855318
292	Motor vehicle bodies, trailers etc	7	11576		13557		250	25383
2920	Motor bodies, trailers & semi-trailers	7	11576		13557		250	25383
29202	Trailers & semi-trailers	7	11576		13557		250	25383
293	Parts & accessories for motor vehicles	208	118905	69494	1860161	278993	42158	2369711
2930	Parts & accessories for motor vehicles	208	118905	69494	1860161	278993	42158	2369711
29301	Parts & accessories for motor vehicles	208	118905	69494	1860161	278993	42158	2369711
30	OTHER TRANSPORT EQUIPMENT	21	9105		351066	31611	3576	395357
309	Transport equipment n.e.c.	21	9105		351066	31611	3576	395357
3091	Motorcycles	21	9105		351066	31611	3576	395357
30911	Motorcycles, engines for motorcycles	13	2032		339303	18379	3109	362823
30912	Parts & accessories for motorcycles.	8	7074		11762	13232	467	32534
31	FURNITURE	31	25740		45833		851	72424
310	Furniture	31	25740		45833		851	72424
3100	Furniture	31	25740		45833		851	72424
31001	Furniture & fixtures.	27	25635		44116		779	70530
31004	Furniture for kitchen bedrooms etc.	4	105		1717		72	1894
32	OTHER MANUFACTURING	58	3044		148743	83526	2580	237894
321	Jewellery, bijouterie etc	35	72		19395	64328	1333	85129
3211 &	Jewellery & related articles							
3212	Imitation jewellery & related articles	35	72		19395	64328	1333	85129
32113 &	Jewellery, goldsmiths' articles.							
32121	Costume or imitation jewellery.	35	72		19395	64328	1333	85129
325	Medical & dental instruments & supplies	9			495			495
3250	Medical & dental instruments & supplies	9			495			495
32509	Others n.e.c.	9			495			495
329	Other manufacturing n.e.c.	14	2973		128853	19198	1247	152271
3290	Other manufacturing n.e.c.	14	2973		128853	19198	1247	152271
32902	Brooms & brushes.	2			3761			3761
32903	Pens, pencils & stamps etc.	5			91063			91063
32909	Others n.e.c.	7	2973		34030	19198	1247	57447

TABLE - 15.0 **FINANCIAL EXPENDITURES** **SINDH**

2015-16

Value in '000' Rs

Industry Code	Industry Major Groups & Industries	No. of establishments	Total Financial Expenses Col (7+8)	Interest Paid	Interest Received	Interest Paid minus Interest received	Payments for Bank Charges
1	2	3	4	5	6	7	8
C	**ALL INDUSTIRES**	**6299**	**31991213**	**46315037**	**19724659**	**26590378**	**5400835**
10	FOOD PRODUCTS	1682	7618103	8518651	2128378	6390273	1227831
101	Processing & preserving of meat	5	80720	84382	29591	54791	25929
1010	Processing & preserving of meat	5	80720	84382	29591	54791	25929
10102	Fresh, chilled or frozen meat	5	80720	84382	29591	54791	25929
102	Processing & preserving of fish	14	23244	10743	5343	5400	17844
1020	Processing/ preserving of fish, molluscs	14	23244	10743	5343	5400	17844
10202	Fish, crustacean & mollusc products	14	23244	10743	5343	5400	17844
103	Processing of fruit/ vegetables	26	51637	50484	5261	45223	6414
1030	Processing/ preserving of fruit/ vegetables	26	51637	50484	5261	45223	6414
10302	Preserving of fruit, nuts or vegetables	24					
10305	Jams, jellies & marmalades	2	51637	50484	5261	45223	6414
104	Vegetable & animal oils/ fats	313	2406297	2103150	46210	2056940	349357
1040	Vegetable & animal oils & fats	313	2406297	2103150	46210	2056940	349357
10401	Crude / refined vegetable oils	164	2278523	2027362	16142	2011220	267303
10405	Cotton linters.	131	118469	72253	30068	42185	76284
10406	Oilcakes & others	18	9305	3535		3535	5770
105	Dairy products	18	386096	355994	2224	353771	32325
1050	Dairy products	18	386096	355994	2224	353771	32325
10501	fresh liquid milk & milk-based drinks	8	385851	355994	2224	353771	32080
10506 &	Ice cream & other edible ice.						
10509	Others n.e.c.	10	245				245
106	Grain mill products, starches etc	926	815205	598400	194155	404245	410960
1061 &	Grain mill products						
1062	Starches & starch products	926	815205	598400	194155	404245	410960
10611	Grain milling.	221	284276	187839	835	187005	97272
10612	Rice milling.	603	675380	402205	6202	396003	279377
10613 &	Vegetable milling						
10621	Starches from rice, potatoes, maize etc.	102	-144452	8355	187117	-178762	34311
107	Other food products	333	3815185	5304546	1845595	3458950	356235
1071	Bakery products	112	48027	84271	89334	-5063	53090
10711	Bread & rolls	36	92049	69157	434	68723	23326
10712	Pastry, cakes, pies etc.	5	899				899
10713	Rusks, biscuits & bakery products	47	-45596	15114	88900	-73786	28190
10719	Others n.e.c.	24	675				675
1072	Sugar	36	3620691	4736960	1265615	3471346	149345
10721	Sugar & sugar substitutes	36	3620691	4736960	1265615	3471346	149345
1073	Chocolate & sugar confectionery	32	227757	201096	16	201080	26677
10732	Chocolate & sugar confectionery	32	227757	201096	16	201080	26677
1079	Other food products n.e.c.	153	-81290	282218	490631	-208413	127123
10792	Blending of tea & mate	7	-296579	118608	468333	-349725	53146
10794 &	Infant formula or baby foods etc						
10795	Prepared foods/sandwiches, fresh pizza etc.	3	-15334		17798	-17798	2464
10796	Spices, sauces & condiments	34	134922	87212		87212	47710
10798	Processing of salt	15	337				337
10799	Others n.e.c.	94	95363	76397	4500	71898	23466
108	Prepared animal feeds	47	39720	10952		10952	28768
1080	Prepared animal feeds	47	39720	10952		10952	28768
10802	Prepared feeds for farm animals	47	39720	10952		10952	28768
11	BEVERAGES	38	-67595	30256	104588	-74332	6737
110	Beverages	38	-67595	30256	104588	-74332	6737
1104	Soft drinks, mineral waters etc	38	-67595	30256	104588	-74332	6737
11041	Non-alcoholic beverages	9	14492	13487		13487	1004
11042	Natural mineral waters/ bottled waters	17	1086				1086
11043	Soft drinks like lemonade, cola etc.	12	-83173	16769	104588	-87819	4647
12	TOBACCO PRODUCTS	10	5726	5563		5563	163
120	Tobacco products	10	5726	5563		5563	163
1200	Tobacco products	10	5726	5563		5563	163
12001	Tobacco products & substitutes etc.	10	5726	5563		5563	163
13	TEXTILES	1479	13109993	11940047	691708	11248339	1861653
131	Spinning, weaving, finishing of textile	1259	12655622	11553252	640711	10912540	1743082
1311	Spinning of textile fibres	219	7237504	6710989	48035	6662954	574550
13112	Spinning of yarn or thread	219	7237504	6710989	48035	6662954	574550
1312	Weaving of textiles	817	5123917	4684377	589390	4094988	1028930
13121	Broad woven fabrics	590	5083352	4632286	503925	4128360	954992
13129	Others n.e.c.	227	40565	52092	85464	-33373	73938
1313	Finishing of textiles	223	294200	157886	3287	154599	139602
13131	Bleaching & dyeing of fabrics	223	294200	157886	3287	154599	139602
139	Other textiles	220	454371	386795	50996	335799	118572
1392	Made-up textile articles	75	438241	348406	16384	332022	106219

TABLE - 15.0 **FINANCIAL EXPENDITURES** **SINDH**

2015-16

Value in '000' Rs

Industry Code	Industry Major Groups & Industries	No. of establishments	Total Financial Expenses Col (7+8)	Interest Paid	Interest Received	Interest Paid minus Interest received	Payments for Bank Charges
1	2	3	4	5	6	7	8
13921	Madeup articles of any textile material	66	362382	277557	146	277411	84971
13922	Made-up furnishing articles	9	75860	70848	16237	54611	21248
1393 &	Carpets & rugs						
1394	Cordage, rope, twine & netting	6	22122	21119	494	20626	1496
13930 &	Floor coverings like carpets, rugs etc.						
13941	Twine, cordage, rope etc.	6	22122	21119	494	20626	1496
1399	Other textiles n.e.c.	139	-5993	17270	34119	-16849	10856
13991	Labels/ badges etc.	12	-14492	17270	34119	-16849	2357
13992	Tulles/ laces & other net fabrics	125	8213				8213
13999	Others n.e.c.	2	286				286
14	WEARING APPAREL	652	-206054	1626364	2536089	-909725	703670
141	Wearing apparel	560	-248401	1620534	2536089	-915555	667153
1410	Wearing apparel	560	-248401	1620534	2536089	-915555	667153
14101	Wearing apparel of leather	27	64554	21603		21603	42951
14102	Outerwear/ work wear	524	-352301	1579657	2533838	-954181	601880
14103	Underwear/ nightwear	4	1582				1582
14105	Other clothing accessories	5	37764	19274	2251	17023	20741
143	Knitted & crocheted apparel	92	42347	5830		5830	36517
1430	Knitted & crocheted apparel	92	42347	5830		5830	36517
14302	Hosiery, socks, tights & pantyhose etc	92	42347	5830		5830	36517
15	LEATHER PRODUCTS	111	394015	330747	365	330382	63633
151	Tanning of leather & leather products	103	394015	330747	365	330382	63633
1511	Tanning & dressing of leather	87	393184	330457	365	330092	63092
15111	Tanning/ dressing of hides & skins	87	393184	330457	365	330092	63092
1512	Luggage, h&bags, saddlery etc.	16	831	291		291	541
15121 &	Luggage, h&bags etc.						
15122	Articles of leather etc.	16	831	291		291	541
152	Footwear	8					
1520	Footwear	8					
15201	Footwear	8					
16	WOOD AND WOOD PRODUCTS	29	83021	71362		71362	11659
161	Sawmilling & planning of wood	5	2500	2000		2000	500
1610	Sawmilling & planning of wood	5	2500	2000		2000	500
16101 &	Sawing & planning of wood						
16102	Wooden railway sleepers	5	2500	2000		2000	500
162	Products of wood, cork, straw etc.	24	80521	69362		69362	11159
1621	Veneer sheets & wood-based panels	19	80431	69362		69362	11069
16212	Plywood/ veneer panel/ laminated sheets	5	67393	62666		62666	4727
16213	Particle board/ densified wood etc.	14	13038	6696		6696	6342
1622	Builders' carpentry & joinery	2					
16221	Wooden goods of construction industry	2					
1623 &	Wooden containers						
1629	Other wood products	3	90				90
16231 &	Packing boxes, crates, drums of wood						
16291	Wood products	3	90				90
17	PAPER AND PAPER PRODUCTS	202	-545139	209433	780915	-571482	26344
170	Paper & paper products	202	-545139	209433	780915	-571482	26344
1701	Pulp, paper & paperboard	52	-431696	27173	464056	-436883	5186
17013	Paper & paperboard	50	-431643	26400	462840	-436440	4796
17019	Others n.e.c.	2	-53	773	1216	-443	390
1702	Corrugated paper/ paperboard & containers	133	-187998	118530	316859	-198329	10331
17021	Corrugated paper/ paperboard containers	131	-188256	118362	316859	-198497	10241
17022	Sacks, bags & similar articles of paper	2	258	168		168	90
1709	Other articles of paper & paperboard	17	74556	63729		63729	10827
17091	Personal hygiene paper product	14	6849	813		813	6036
17099	Others n.e.c.	3	67707	62916		62916	4791
18	PRINTING/REPRODUCTION OF RECORDED MEDIA	121	-548319	100169	659556	-559387	11067
181	Printing	121	-548319	100169	659556	-559387	11067
1811 &	Printing						
1812	Service related to printing	121	-548319	100169	659556	-559387	11067
18111	Printing of newspapers/ magazines	76	4550				4550
18112	Printing of books, brochures, maps etc	19	26083	25035	427	24607	1476
18113	Printing of postage stamps, cheques etc	2	-656079	1915	658865	-656950	871
18114	Printing of diaries & calendars etc	4	1124	1077		1077	47
18115 &	Printing on textile, glass, metal, wood						
18123	Plate/image-making setting services	20	76003	72142	263	71879	4124
19	COKE AND REFINED PETROLEUM PRODUCTS	30	-974752	3650081	4704731	-1054650	79898
192	Refined petroleum products	30	-974752	3650081	4704731	-1054650	79898
1920	Refined petroleum products	30	-974752	3650081	4704731	-1054650	79898

TABLE - 15.0 **FINANCIAL EXPENDITURES** **SINDH**

2015-16

Value in '000' Rs

Industry Code	Industry Major Groups & Industries	No. of establishments	Total Financial Expenses Col (7+8)	Interest Paid	Interest Received	Interest Paid minus Interest received	Payments for Bank Charges
1	2	3	4	5	6	7	8
19201	Production of motor fuel/ kerosene etc.	4	-1045884	3606841	4704244	-1097403	51519
19203	Oil-based lubricating oils or greases	26	71132	43240	487	42753	28379
20	CHEMICALS AND CHEMICAL PRODUCTS	265	6040121	7200537	1407185	5793352	246769
201	Basic chemicals, fertilizers etc.	110	6046428	6726904	867434	5859470	186958
2011	Basic chemicals	93	767663	1036375	417292	619083	148581
20111	Inorganic industrial/ medical gases	62	769840	852166	85027	767140	2700
20112	Dyes & pigments in basic form	10	240603	102033	323	101711	138892
20113	Manufacture of inorganic acids & bases	3	84240	82175	769	81406	2834
20115	Basic organic chemicals	9	3890				3890
20119	Others n.e.c.	9	-330910		331174	-331174	264
2012	Fertilizers & nitrogen compounds	7	4744319	5162975	450142	4712833	31486
20121	Fertilizers	7	4744319	5162975	450142	4712833	31486
2013	Plastics & synthetic rubber	10	534447	527555		527555	6892
20131	Plastics in primary forms	10	534447	527555		527555	6892
202 &	Other chemical products						
203	Man-made fibres	155	-6308	473633	539751	-66118	59810
2021	Pesticides/ agrochemical products etc	13	109448	104134		104134	5315
20211	Insecticides/ fungicides/ herbicides	11	109318	104134		104134	5184
20219	Other agrochemical products n.e.c.	2	131				131
2022	Paints, varnishes & printing ink etc.	32	16293	11988		11988	4305
20221 &	Paints & varnishes etc						
20227	Printing ink	32	16293	11988		11988	4305
2023	Soap, perfumes & toilet preparations	70	-297386	171494	504797	-333303	35917
20232	Soap	38	-248371	163524	418535	-255011	6641
20234	Detergent, dish-washing preparation etc	2	-63303		86262	-86262	22959
20236	Perfumes & toilet preparations	30	14288	7970		7970	6318
2029 &	Other chemical products n.e.c.						
2030	Man-made fibres	40	165338	186018	34953	151064	14274
20292	Gelatine/ glues & prepared adhesives	21	-13567	8048	28917	-20869	7302
20294	Photographic plates, films etc	3	1869	626		626	1243
20299 &	Others n.e.c.						
20303	Synthetic or artificial filament yarn	16	177037	177344	6036	171308	5729
21	BASIC PHARMACEUTICAL PRODUCTS	211	1894920	2282334	839619	1442715	452205
210	Pharmaceuticals	211	1894920	2282334	839619	1442715	452205
2100	Pharmaceuticals	211	1894920	2282334	839619	1442715	452205
21001	Medicinal active substances	195	1835213	2221849	831463	1390386	444827
21003	Medicaments/ homeopathic preparations	12	8172	13922	8156	5766	2406
21009	Other such activities n.e.c.	4	51535	46563		46563	4972
22	RUBBER AND PLASTICS PRODUCTS	215	1646184	1567251	10779	1556472	89712
221	Rubber products	22	148827	136409		136409	12418
2211	Rubber tyres & tubes	5	139956	134814		134814	5141
22111	Rubber tyres	5	139956	134814		134814	5141
2219	Other rubber products	17	8871	1595		1595	7277
22191	Other products of rubber	17	8871	1595		1595	7277
222	Plastics products	193	1497356	1430842	10779	1420063	77293
2220	Plastics products	193	1497356	1430842	10779	1420063	77293
22201	Plastic products for packing of goods	172	1489363	1425826	10779	1415048	74315
22203	Plastic tableware, kitchenware etc	12	5488	4231		4231	1257
22209	Other diverse plastic products	9	2506	784		784	1722
23	OTHER NON-METALLIC MINERAL PRODUCTS	548	-97636	680788	833562	-152775	55139
231	Glass & glass products	33	42094	56238	40204	16035	26059
2310	Glass & glass products	33	42094	56238	40204	16035	26059
23101	Flat glass/ glass paving blocks	24	27195	47895	40204	7691	19504
23102	Glass mirror/ bottle/ drinking glass	4					
23103	Pharmaceutical glassware etc.	5	14899	8344		8344	6555
239	Non-metallic mineral products n.e.c.	515	-139730	624549	793359	-168810	29080
2392	Clay building materials	353	114101	131143	26708	104435	9666
23921	Ceramic tiles, mosaic cubes etc.	2	103739	125212	26550	98662	5077
23922 &	Non-refractory clay building materials						
23923	Ceramic sanitary fixtures	351	10362	5931	158	5773	4589
2393	Other porcelain & ceramic products	9	833				833
23931	Ceramic tableware & domestic articles	9	833				833
2394	Cement, lime & plaster	5	-281444	476067	766651	-290584	9139
23941	Clinkers & hydraulic cement	5	-281444	476067	766651	-290584	9139
2395	Articles of concrete, cement & plaster	48	23206	17339		17339	5867
23951	Precast concrete, cement or stone	48	23206	17339		17339	5867
2396	Cutting, shaping & finishing of stone	100	3574				3574
23961	Cutting, shaping & finishing of stone	100	3574				3574
24	BASIC METALS	126	4673610	4940290	402111	4538179	135431
241	Basic iron & steel	109	4582411	4854068	401116	4452952	129459

TABLE - 15.0 **FINANCIAL EXPENDITURES** **SINDH**

2015-16

Value in '000' Rs

Industry Code	Industry Major Groups & Industries	No. of establishments	Total Financial Expenses Col (7+8)	Interest Paid	Interest Received	Interest Paid minus Interest received	Payments for Bank Charges
1	2	3	4	5	6	7	8
2410	Basic iron & steel	109	4582411	4854068	401116	4452952	129459
24103 &	Pure iron, granular iron & iron powder						
24104	Remelting of scrap ingot of iron/ steel	2	332342	335787	14292	321495	10847
24106	Hot/cold-rolled products of steel	81	3180527	3389181	278549	3110632	69895
24108	Welded tubes & pipes of steel	22	1069541	1129100	108275	1020825	48717
24109	Others n.e.c.	4					
242	Basic precious & non-ferrous metals	13	9769	9298		9298	471
2420	Basic precious & non-ferrous metals	13	9769	9298		9298	471
24202 &	Aluminium & alloys						
24206	Chrome, manganese, nickel & alloys etc	13	9769	9298		9298	471
243	Casting of metals	4	81430	76925	995	75929	5501
2431	Casting of iron & steel	4	81430	76925	995	75929	5501
24311 &	Casting of iron						
24312	Casting of steel	4	81430	76925	995	75929	5501
25	FABRICATED METAL PRODUCTS	53	213781	367386	175080	192307	21474
251	Structural metal products etc	15	-631	1278	2388	-1110	479
2511	Structural metal products	11	1167	1016		1016	151
25111 &	Metal framework/ skeleton etc						
25112	Metal door, window, shutter, gates etc	8	1165	1016		1016	149
25119	Others n.e.c.	3	2				2
2512	Tanks, reservoirs & containers of metal	2					
25122	Metal containers for gas	2					
2513	Steam generators	2	-1798	262	2388	-2126	328
25132	Parts for marine or power boilers/ nuclear reactors et	2	-1798	262	2388	-2126	328
259	Other fabricated metal products	38	214412	366108	172692	193417	20995
2593	Cutlery, h& tools & general hardware	7	190215	345296	172692	172604	17610
25932 &	Knives, h& tools, saw blades etc						
25934	Other tools of such nature n.e.c.	7	190215	345296	172692	172604	17610
2599	Other fabricated metal products n.e.c.	31	24197	20812		20812	3385
25991	Cans, drums, buckets, boxes, tins etc	8	15807	14166		14166	1640
25997	Various metal articles	5	7031	6646		6646	385
25999	Others n.e.c.	18	1360				1360
26	COMPUTER, ELECTRONIC AND OPTICAL PRODUCTS	6	151292	154852	6277	148576	2716
264	Consumer electronics	2	80				80
2640	Consumer electronics	2	80				80
26409	Others n.e.c.	2	80				80
265	Measuring equipment; watches/ clocks	2	150321	154852	6277	148576	1745
2651	Measuring, navigating/ control equipment	2	150321	154852	6277	148576	1745
26516	Scales, balances & laboratory apparatus	2	150321	154852	6277	148576	1745
266 &	Electro medical/ electrotherapeutic equipment						
268	Magnetic & optical media	2	891				891
2660 &	Irradiation, electro medical equipment						
2680	Magnetic & optical media	2	891				891
26602 &	Electro medical/ electrotherapeutic equipment						
26801	Audio & video tapes/ cassettes	2	891				891
27	ELECTRICAL EQUIPMENT	87	1305176	1274945	207258	1067687	237489
271	Electric motor, generator, transformer	23	10777	35627	130182	-94554	105331
2710	Electric motors, generators, transformers etc.	23	10777	35627	130182	-94554	105331
27101	Electric transformers	3					
27102	Electric motors/ power generators etc	3					
27103 &	Electric power distribution panel etc.						
27104	Switchboard apparatus, fuses, switches	6	9944	35213	130182	-94969	104913
27109	Others n.e.c.	11	833	414		414	419
272	Batteries & accumulators	8	686088	641313	3022	638291	47797
2720	Batteries & accumulators	8	686088	641313	3022	638291	47797
27203	Lead acid/ lithium/ dry/ wet batteries	8	686088	641313	3022	638291	47797
273	Wiring & wiring devices	24	257655	266294	69146	197148	60507
2732	Other electric wires & cables	24	257655	266294	69146	197148	60507
27320	Insulated wire & cable	24	257655	266294	69146	197148	60507
274	Electric lighting equipment	3	1351	1049		1049	302
2740	Electric lighting equipment	3	1351	1049		1049	302
27401	Lamps, bulbs, ch&eliers,lanterns etc.	3	1351	1049		1049	302
275	Domestic appliances	23	342130	323577	4765	318812	23318
2750	Domestic appliances	23	342130	323577	4765	318812	23318
27501 &	Domestic electric appliances						
27503	Domestic non-electric cooking equipment	23	342130	323577	4765	318812	23318
279	Other electrical equipment	6	7174	7085	144	6941	233
2790	Other electrical equipment	6	7174	7085	144	6941	233
27909	Others n.e.c.	6	7174	7085	144	6941	233
28	MACHINERY AND EQUIPMENT N.E.C.	97	164336	181359	33765	147594	16743
281	General-purpose machinery	78	90691	82087	2349	79738	10953
2813	Other pumps, compressors, taps & valves	14	86833	81406	2349	79056	7777

TABLE - 15.0 **FINANCIAL EXPENDITURES** **SINDH**

2015-16

Value in '000' Rs

Industry Code	Industry Major Groups & Industries	No. of establishments	Total Financial Expenses Col (7+8)	Interest Paid	Interest Received	Interest Paid minus Interest received	Payments for Bank Charges
1	2	3	4	5	6	7	8
28132	Pumps for liquids	12	27369	23449	2349	21099	6270
28133 &	Pumps for engines/ motor vehicle pumps						
28134	Industrial taps/ valves & h& pump etc	2	59464	57957		57957	1507
2819	Other general-purpose machinery	64	3858	681		681	3177
28191	Industrial freezing equipment etc.	2	720	681		681	39
28193 &	Filtering or purifying machinery						
28198	Parts for general-purpose machinery	59	2984				2984
28199	Others n.e.c.	3	154				154
282	Special-purpose machinery	19	73646	99272	31416	67856	5789
2821	Agricultural & forestry machinery	7	57630	61536	8021	53515	4115
28211	Tractors	2	57545	61536	8021	53515	4030
28214	Soil preparation, planting machinery	2	5				5
28219	Diverse agricultural machinery	3	80				80
2822	Metal-forming machinery & machine tools	3	2567	2267		2267	300
28222	Tools for grinding, drilling, boring	3	2567	2267		2267	300
2825 &	Food, beverage & tobacco machinery						
2826	Textile, apparel & leather machinery	9	13449	35469	23395	12074	1374
28259 &	Food processing machinery						
28261	Textile machinery	9	13449	35469	23395	12074	1374
29	MOTOR VEHICLES, TRAILERS AND SEMI	227	-2599591	1139704	3858966	-2719262	119671
291	Motor vehicles	12	-3173440	544179	3772324	-3228145	54704
2910	Motor vehicles	12	-3173440	544179	3772324	-3228145	54704
29101	Passenger cars, commercial busses etc.	12	-3173440	544179	3772324	-3228145	54704
292	Motor vehicle bodies, trailers etc	7	149				149
2920	Motor bodies, trailers & semi-trailers	7	149				149
29202	Trailers & semi-trailers	7	149				149
293	Parts & accessories for motor vehicles	208	573700	595525	86642	508882	64818
2930	Parts & accessories for motor vehicles	208	573700	595525	86642	508882	64818
29301	Parts & accessories for motor vehicles	208	573700	595525	86642	508882	64818
30	OTHER TRANSPORT EQUIPMENT	21	-289434	31635	343727	-312092	22658
309	Transport equipment n.e.c.	21	-289434	31635	343727	-312092	22658
3091	Motorcycles	21	-289434	31635	343727	-312092	22658
30911	Motorcycles, engines for motorcycles	13	-291259	30015	343727	-313712	22453
30912	Parts & accessories for motorcycles.	8	1825	1620		1620	205
31	FURNITURE	31	3652	1206		1206	2446
310	Furniture	31	3652	1206		1206	2446
3100	Furniture	31	3652	1206		1206	2446
31001	Furniture & fixtures.	27	3647	1206		1206	2441
31004	Furniture for kitchen bedrooms etc.	4	5				5
32	OTHER MANUFACTURING	58	15805	10077		10077	5727
321	Jewellery, bijouterie etc	35	41				41
3211 &	Jewellery & related articles						
3212	Imitation jewellery & related articles	35	41				41
32113 &	Jewellery, goldsmiths' articles.						
32121	Costume or imitation jewellery.	35	41				41
325	Medical & dental instruments & supplies	9	3420	897		897	2522
3250	Medical & dental instruments & supplies	9	3420	897		897	2522
32509	Others n.e.c.	9	3420	897		897	2522
329	Other manufacturing n.e.c.	14	12344	9180		9180	3164
3290	Other manufacturing n.e.c.	14	12344	9180		9180	3164
32902	Brooms & brushes.	2	5505	5324		5324	181
32903	Pens, pencils & stamps etc.	5					
32909	Others n.e.c.	7	6839	3856		3856	2983

TABLE-2.0 **SUMMARY STATISTICS** **KP**

2015-16

Value in '000' Rs

Industry Code	Industry Major Groups & Industries	No. of establishments	Value of fixed assets at the end of the year	Additions / altrations made during the year	Changes in stocks	Average daily persons engaged (No.)	Employment cost	Industrial cost
1	2	3	4	5	6	7	8	9
C	**ALL INDUSTIRES**	**3357**	**172629816**	**16443492**	**3045168**	**125412**	**41200448**	**294909548**
10	FOOD PRODUCTS	309	17352818	2708799	-1578669	10281	2327748	75821078
101 &	Processing & preserving of meat							
103	Processing of fruit/ vegetables	4	41217	2594	20329	98	16731	22912
1010 &	Processing & preserving of meat							
1030	Processing/ preserving of fruit/ vegetables	4	41217	2594	20329	98	16731	22912
10104 &	Meat products							
10305	Jams, jellies & marmalades	4	41217	2594	20329	98	16731	22912
104	Vegetable & animal oils/ fats	17	2496753	256022	28938	1689	602742	28521625
1040	Vegetable & animal oils & fats	17	2496753	256022	28938	1689	602742	28521625
10401	Crude / refined vegetable oils	17	2496753	256022	28938	1689	602742	28521625
105	Dairy products	48	384816	270	-324	650	126316	392849
1050	Dairy products	48	384816	270	-324	650	126316	392849
10506	Ice cream & other edible ice.	48	384816	270	-324	650	126316	392849
106	Grain mill products, starches etc	199	4309315	84133	175335	3608	575422	34912555
1061	Grain mill products	199	4309315	84133	175335	3608	575422	34912555
10611	Grain milling.	188	4081385	83441	88368	3461	554462	34548535
10612 &	Rice milling.							
10613	Vegetable milling	11	227930	692	86968	147	20961	364020
107	Other food products	41	10120717	2365780	-1802947	4236	1006536	11971137
1071	Bakery products	25	124971	2001	17998	690	95025	583480
10711 &	Bread & rolls							
10712	Pastry, cakes, pies etc.	4	12819	10	580	100	11478	89587
10713	Rusks, biscuits & bakery products	15	99423	1761	16573	506	69866	416600
10719	Others n.e.c.	6	12730	230	845	84	13680	77293
1072	Sugar	3	9287964	2022600	-1874344	2842	808312	10087963
10721	Sugar & sugar substitutes	3	9287964	2022600	-1874344	2842	808312	10087963
1073	Chocolate & sugar confectionery	5	647159	337029	41549	492	66711	1182159
10732	Chocolate & sugar confectionery	3	599754	337029	25357	444	59295	1107414
10733	Chewing gum	2	47405		16192	48	7416	74745
1079	Other food products n.e.c.	8	60623	4150	11851	212	36489	117536
10792	Blending of tea & mate	2	5628		-893	25	4385	36967
10796	Spices, sauces & condiments	2	26210	1854	9254	127	24170	40030
10799	Others n.e.c.	4	28785	2296	3490	60	7934	40539
11	BEVERAGES	11	1744176	132785	-76657	1254	379673	6939410
110	Beverages	11	1744176	132785	-76657	1254	379673	6939410
1104	Soft drinks, mineral waters etc	11	1744176	132785	-76657	1254	379673	6939410
11041	Non-alcoholic beverages	3	246822	18801	-58778	248	65850	577392
11042	Natural mineral waters/ bottled waters	4	41104			123	15440	14829
11043	Soft drinks like lemonade, cola etc.	4	1456250	113984	-17879	883	298383	6347189
12	TOBACCO PRODUCTS	9	13234345	3179157	-1400819	2859	5513341	16211924
120	Tobacco products	9	13234345	3179157	-1400819	2859	5513341	16211924
1200	Tobacco products	9	13234345	3179157	-1400819	2859	5513341	16211924
12001	Tobacco products & substitutes etc.	9	13234345	3179157	-1400819	2859	5513341	16211924
13	TEXTILES	39	31243654	1858228	1017835	18589	6007305	41861993
131	Spinning, weaving, finishing of textile	33	30990537	1819854	999807	17960	5886200	41599012
1311	Spinning of textile fibres	21	28192397	1665363	923959	15640	5156429	38860867
13112	Spinning of yarn or thread	21	28192397	1665363	923959	15640	5156429	38860867
1312	Weaving of textiles	12	2798140	154491	75848	2320	729771	2738145
13121	Broad woven fabrics	12	2798140	154491	75848	2320	729771	2738145
139	Other textiles	6	253117	38374	18028	629	121105	262982
1393 &	Carpets & rugs							
1394	Cordage, rope, twine & netting	6	253117	38374	18028	629	121105	262982
13930 &	Floor coverings like carpets, rugs etc.							
13942	Knotted netting of twine, cordage/ rope	6	253117	38374	18028	629	121105	262982
14	WEARING APPAREL	2	4024	75	3691	46	7355	43551
141	Wearing apparel	2	4024	75	3691	46	7355	43551
1410	Wearing apparel	2	4024	75	3691	46	7355	43551
14103 &	Underwear/ nightwear							
14105	Other clothing accessories	2	4024	75	3691	46	7355	43551
15	LEATHER PRODUCTS	40	351250	36155	8958	476	73491	423789
151 &	Tanning of leather & leather products							
152	Footwear	40	351250	36155	8958	476	73491	423789
1511 &	Tanning & dressing of leather							
1520	Footwear	40	351250	36155	8958	476	73491	423789
15111 &	Tanning/ dressing of hides & skins							
15201	Footwear	40	351250	36155	8958	476	73491	423789

TABLE-2.0 **SUMMARY STATISTICS** **KP**

2015-16

Value in '000' Rs

Value of production at Producer Price	Census value added at producer prices	Census value added at factor cost	Contribution to GDP at market prices	Contribution to GDP at producer prices	Contribution to GDP at basic prices	Contribution to GDP at factor cost	Industry Code
10	11	12	13	14	15	16	1
545642801	**250733253**	**190098281**	**264650190**	**227390163**	**166911771**	**166755191**	**C**
91638352	15817275	14402986	14996316	13701876	12297905	12287587	10
107194	84282	84282	70308	70308	70308	70308	101 & 103
107194	84282	84282	70308	70308	70308	70308	1010 & 1030
107194	84282	84282	70308	70308	70308	70308	10104 & 10305
33592605	5070980	3562292	5233317	4216406	2708406	2707718	104
33592605	5070980	3562292	5233317	4216406	2708406	2707718	1040
33592605	5070980	3562292	5233317	4216406	2708406	2707718	10401
1368801	975953	972462	932995	928834	928764	925343	105
1368801	975953	972462	932995	928834	928764	925343	1050
1368801	975953	972462	932995	928834	928764	925343	10506
41189710	6277155	6281378	5671372	5616977	5625899	5621199	106
41189710	6277155	6281378	5671372	5616977	5625899	5621199	1061
40444136	5895601	5899823	5367839	5313444	5322366	5317667	10611
745574	381554	381554	303533	303533	303533	303533	10612 & 10613
15380042	3408905	3502572	3088324	2869351	2964528	2963018	107
1321566	738086	736624	621659	571059	571061	569597	1071
159289	69703	68659	65766	65766	65766	64722	10711 & 10712
1009253	592654	592253	488741	438141	438093	437741	10713
153023	75730	75713	67151	67151	67202	67134	10719
12325446	2237483	2333833	2024919	1912579	2008929	2008929	1072
12325446	2237483	2333833	2024919	1912579	2008929	2008929	10721
1447806	265648	265599	299500	245937	245934	245888	1073
1347870	240457	240429	276398	222845	222845	222817	10732
99936	25191	25170	23102	23092	23089	23071	10733
285224	167688	166516	142246	139776	138604	138604	1079
51809	14842	13645	14739	12269	11072	11072	10792
117404	77374	77369	65312	65312	65307	65307	10796
116011	75472	75502	62195	62195	62225	62225	10799
10416740	3477330	2639718	3927987	2056700	1219120	1219087	11
10416740	3477330	2639718	3927987	2056700	1219120	1219087	110
10416740	3477330	2639718	3927987	2056700	1219120	1219087	1104
919427	342035	342035	403962	326310	326310	326310	11041
39610	24781	24748	20693	20693	20693	20660	11042
9457703	3110514	2272934	3503332	1709697	872117	872117	11043
119344885	103132961	47422829	113547282	96427831	40780766	40717699	12
119344885	103132961	47422829	113547282	96427831	40780766	40717699	120
119344885	103132961	47422829	113547282	96427831	40780766	40717699	1200
119344885	103132961	47422829	113547282	96427831	40780766	40717699	12001
53478678	11616685	11561469	11355455	9976159	9924494	9920944	13
52871772	11272760	11217859	11050394	9671098	9619672	9616197	131
48608680	9747813	9693136	9628682	8405229	8353803	8350552	1311
48608680	9747813	9693136	9628682	8405229	8353803	8350552	13112
4263092	1524947	1524723	1421712	1265869	1265869	1265645	1312
4263092	1524947	1524723	1421712	1265869	1265869	1265645	13121
606906	343925	343610	305061	305061	304823	304746	139
606906	343925	343610	305061	305061	304823	304746	1393 & 1394
606906	343925	343610	305061	305061	304823	304746	13930 & 13942
128310	84759	83608	70938	69390	68239	68239	14
128310	84759	83608	70938	69390	68239	68239	141
128310	84759	83608	70938	69390	68239	68239	1410
128310	84759	83608	70938	69390	68239	68239	14103 & 14105
986811	563022	562711	459100	455497	455525	455185	15
986811	563022	562711	459100	455497	455525	455185	151 & 152
986811	563022	562711	459100	455497	455525	455185	1511 & 1520
986811	563022	562711	459100	455497	455525	455185	15111 & 15201

TABLE-2.0 **SUMMARY STATISTICS** **KP**

2015-16

Value in '000' Rs

Industry Code	Industry Major Groups & Industries	No. of establishments	Value of fixed assets at the end of the year	Additions / altrations made during the year (GFCF)	Changes in stocks	Average daily persons engaged (No.)	Employment cost	Industrial cost
1	2	3	4	5	6	7	8	9
16	WOOD AND WOOD PRODUCTS	13	6151143	123371	625194	1316	253466	6445001
162	Products of wood, cork, straw etc.	13	6151143	123371	625194	1316	253466	6445001
1621	Veneer sheets & wood-based panels	13	6151143	123371	625194	1316	253466	6445001
16212	Plywood/ veneer panel/ laminated sheets	7	2328183	52337	2350	489	71747	2298843
16213	Particle board/ densified wood etc.	6	3822960	71034	622844	827	181719	4146158
17	PAPER AND PAPER PRODUCTS	45	4164210	646162	373674	1424	749810	9007959
170	Paper & paper products	45	4164210	646162	373674	1424	749810	9007959
1701	Pulp, paper & paperboard	15	489498	65627	-18235	643	112544	1765314
17013	Paper & paperboard	12	439873	65507	-14209	584	105819	1743417
17019	Others n.e.c.	3	49625	120	-4026	59	6725	21897
1702	Corrugated paper/ paperboard & containers	30	3674712	580535	391909	781	637266	7242645
17021 &	Corrugated paper/ paperboard containers							
17022	Sacks, bags & similar articles of paper	30	3674712	580535	391909	781	637266	7242645
18	PRINTING/REPRODUCTION OF RECORDED MEDIA	27	273582	58249	-75	501	91954	262528
181	Printing	27	273582	58249	-75	501	91954	262528
1811	Printing	27	273582	58249	-75	501	91954	262528
18112	Printing of books, brochures, maps etc	25	260282	58249	-75	465	83314	259478
18114	Printing of diaries & calendars etc	2	13300			36	8640	3050
19	COKE AND REFINED PETROLEUM PRODUCTS	2	33629	775		32	5268	38690
192	Refined petroleum products	2	33629	775		32	5268	38690
1920	Refined petroleum products	2	33629	775		32	5268	38690
19203	Oil-based lubricating oils or greases	2	33629	775		32	5268	38690
20	CHEMICALS AND CHEMICAL PRODUCTS	70	4246164	964959	159687	3240	768408	6043457
201	Basic chemicals, fertilizers etc.	26	2207088	779737	69200	595	125764	2291918
2011	Basic chemicals	15	1680347	774917	20234	301	57199	1347610
20111 &	Inorganic industrial/ medical gases							
20112	Dyes & pigments in basic form	3	1565066	774917	44275	74	17341	1023506
20113	Manufacture of inorganic acids & bases	5	56825		3484	65	12024	73537
20115	Basic organic chemicals	7	58456		-27525	162	27834	250567
2013	Plastics & synthetic rubber	11	526741	4820	48966	294	68565	944308
20131	Plastics in primary forms	11	526741	4820	48966	294	68565	944308
202	Other chemical products	44	2039076	185222	90487	2645	642644	3751539
2022	Paints, varnishes & printing ink etc.	3	42875	518		127	16290	39715
20221 &	Paints & varnishes etc							
20227	Printing ink	3	42875	518		127	16290	39715
2023	Soap, perfumes & toilet preparations	20	283073	58849	-1007	704	130559	1262370
20232	Soap	6	188807	57124	-11340	247	73354	517700
20234	Detergent, dish-washing preparation etc	9	79972	885	-400	289	41292	362713
20236	Perfumes & toilet preparations	5	14294	840	10733	168	15913	381957
2029	Other chemical products n.e.c.	21	1713128	125855	91494	1814	495794	2449453
20291 &	Propellant powders/ explosives							
20292	Gelatine/ glues & prepared adhesives	3	590722	30679	28120	184	201043	706441
20298	Matches	15	1019077	94969	43329	1512	262766	1604770
20299	Others n.e.c.	3	103329	207	20045	118	31985	138242
21	BASIC PHARMACEUTICAL PRODUCTS	63	5723667	737158	2087651	6238	2362269	16797538
210	Pharmaceuticals	63	5723667	737158	2087651	6238	2362269	16797538
2100	Pharmaceuticals	63	5723667	737158	2087651	6238	2362269	16797538
21001	Medicinal active substances	59	4439988	661346	1992436	4222	1855167	10923304
21003	Medicaments/ homeopathic preparations	4	1283679	75812	95215	2016	507102	5874234
22	RUBBER AND PLASTICS PRODUCTS	83	5946017	380439	586189	4776	1091378	11816143
221	Rubber products	2	41199		-6360	143	34444	153969
2211 &	Rubber tyres & tubes							
2219	Other rubber products	2	41199		-6360	143	34444	153969
22111 &	Rubber tyres							
22191	Other products of rubber	2	41199		-6360	143	34444	153969
222	Plastics products	81	5904818	380439	592549	4633	1056934	11662174
2220	Plastics products	81	5904818	380439	592549	4633	1056934	11662174
22201	Plastic products for packing of goods	47	5297049	340453	454683	3228	872407	10208508
22202	Builders' plastics ware	20	404726	36657	124920	958	125783	929106
22203	Plastic tableware, kitchenware etc	5	81825	660	3247	171	25071	274438
22209	Other diverse plastic products	9	121218	2670	9699	276	33672	250123
23	OTHER NON-METALLIC MINERAL PRODUCTS	2145	72449307	4834833	282235	57180	17058998	55304959
231	Glass & glass products	7	4153139	468561	336570	1485	1097394	4207761
2310	Glass & glass products	7	4153139	468561	336570	1485	1097394	4207761
23101	Flat glass/ glass paving blocks	4	4089033	463202	23415	1251	1084022	3431697
23102	Glass mirror/ bottle/ drinking glass	3	64106	5359	313156	234	13371	776064
239	Non-metallic mineral products n.e.c.	2138	68296168	4366272	-54335	55695	15961604	51097197
2391 &	Refractory products							
2392	Clay building materials	538	4815653	159451	116092	25962	6330251	6598919

TABLE-2.0 **SUMMARY STATISTICS** **KP**

2015-16

Value in '000' Rs

Value of production at Producer Price	Census value added at producer prices	Census value added at factor cost	Contribution to GDP at market prices	Contribution to GDP at producer prices	Contribution to GDP at basic prices	Contribution to GDP at factor cost	Industry Code
10	11	12	13	14	15	16	1
8286970	1841969	1784164	2383243	1675837	1618966	1618032	16
8286970	1841969	1784164	2383243	1675837	1618966	1618032	162
8286970	1841969	1784164	2383243	1675837	1618966	1618032	1621
2656533	357690	357337	447068	344813	344813	344460	16212
5630437	1484279	1426827	1936175	1331024	1274153	1273572	16213
12726767	3718808	3727846	3619167	3295185	3311725	3304223	17
12726767	3718808	3727846	3619167	3295185	3311725	3304223	170
2090053	324739	332671	602243	297549	311911	305481	1701
2032379	288962	296894	568432	263738	278100	271670	17013
57674	35777	35777	33811	33811	33811	33811	17019
10636714	3394069	3395175	3016923	2997636	2999814	2998742	1702
10636714	3394069	3395175	3016923	2997636	2999814	2998742	17021 & 17022
518195	255667	257100	231613	231418	232986	232851	18
518195	255667	257100	231613	231418	232986	232851	181
518195	255667	257100	231613	231418	232986	232851	1811
494695	235217	236650	211903	211708	213276	213141	18112
23500	20450	20450	19710	19710	19710	19710	18114
64443	25753	25753	25230	25230	25230	25230	19
64443	25753	25753	25230	25230	25230	25230	192
64443	25753	25753	25230	25230	25230	25230	1920
64443	25753	25753	25230	25230	25230	25230	19203
9517838	3474381	3403462	3858626	3098065	3032601	3027146	20
3381214	1089296	1043843	1344195	996490	952147	951037	201
1792209	444599	445906	489964	399690	401332	400997	2011
1194622	171116	171119	206657	159579	159582	159582	20111 & 20112
105539	32001	31667	32915	24253	24253	23919	20113
492049	241482	243121	250392	215857	217496	217496	20115
1589004	644697	597937	854232	596800	550815	550040	2013
1589004	644697	597937	854232	596800	550815	550040	20131
6136624	2385085	2359619	2514431	2101575	2080454	2076108	202
64276	24560	24516	23586	22774	22999	22730	2022
64276	24560	24516	23586	22774	22999	22730	20221 & 20227
1992067	729696	727735	637603	559551	559761	557590	2023
657693	139993	138344	120489	108208	108415	106559	20232
520927	158214	157902	206771	141000	141003	140688	20234
813447	431489	431489	310343	310343	310343	310343	20236
4080282	1630829	1607368	1853242	1519250	1497695	1495789	2029
1558687	852246	840307	1019544	791379	779441	779441	20291 & 20292
2306002	701232	689710	759177	653351	643734	641829	20298
215593	77351	77351	74520	74520	74520	74520	20299
28927436	12129897	12088823	9708050	9705624	9668231	9664551	21
28927436	12129897	12088823	9708050	9705624	9668231	9664551	210
28927436	12129897	12088823	9708050	9705624	9668231	9664551	2100
19230396	8307091	8267265	6907545	6905119	6868726	6865294	21001
9697040	3822806	3821558	2800505	2800505	2799505	2799257	21003
17861510	6045367	5960093	6605915	5506172	5424024	5420898	22
243276	89307	89289	100027	89046	89046	89028	221
243276	89307	89289	100027	89046	89046	89028	2211 & 2219
243276	89307	89289	100027	89046	89046	89028	22111 & 22191
17618234	5956060	5870804	6505888	5417126	5334978	5331870	222
17618234	5956060	5870804	6505888	5417126	5334978	5331870	2220
15340164	5131656	5059946	5871542	4816625	4745827	4744915	22201
1232797	303691	290443	302943	269856	257856	256608	22202
480129	205691	205182	193441	192683	193040	192174	22203
565145	315022	315233	137961	137961	138255	138173	22209
128938665	73633706	72233766	79383214	67912696	66548839	66512756	23
8002463	3794702	3794201	3384763	3222892	3222892	3222390	231
8002463	3794702	3794201	3384763	3222892	3222892	3222390	2310
6794508	3362812	3362812	2797730	2797730	2797730	2797730	23101
1207955	431890	431389	587032	425161	425161	424660	23102
120936202	69839004	68439566	75998451	64689804	63325948	63290366	239
23514974	16916055	16902655	16312769	16218195	16214245	16204794	2391 & 2392

TABLE-2.0 **SUMMARY STATISTICS** **KP**

2015-16

Value in '000' Rs

Industry Code	Industry Major Groups & Industries	No. of establishments	Value of fixed assets at the end of the year	Additions / altrations made during the year (GFCF)	Changes in stocks	Average daily persons engaged (No.)	Employment cost	Industrial cost
1	2	3	4	5	6	7	8	9
23912 &	Manufacture of refractory ceramic goods							
23921	Ceramic tiles, mosaic cubes etc.	3	925364	26043	35043	265	59724	380571
23922	Non-refractory clay building materials	535	3890288	133407	81049	25697	6270527	6218348
2393 &	Other porcelain & ceramic products							
2394	Cement, lime & plaster	49	55693173	3725714	-304609	7818	6456493	32187249
23931 &	Ceramic tableware & domestic articles							
23941	Clinkers & hydraulic cement	6	55466074	3725714	-307899	7158	6298902	31346347
23943	Plasters of calcined gypsum/ sulphate	43	227099		3290	660	157590	840902
2395	Articles of concrete, cement & plaster	697	1620755	71214	101745	9430	1248981	4396637
23951 &	Precast concrete, cement or stone							
23952	Structural component of cement, concrete	697	1620755	71214	101745	9430	1248981	4396637
2396	Cutting, shaping & finishing of stone	848	6036701	376491	39820	12313	1890308	7762718
23961	Cutting, shaping & finishing of stone	848	6036701	376491	39820	12313	1890308	7762718
2399	Other non-metallic mineral products	6	129887	33402	-7384	172	35572	151675
23991 &	Millstones/abrasive products and polishing							
23995	Articles of asphalt etc	6	129887	33402	-7384	172	35572	151675
24	BASIC METALS	41	3530856	468692	159153	3817	868494	31653692
241 &	Basic iron & steel							
242	Basic precious & non-ferrous metals	41	3530856	468692	159153	3817	868494	31653692
2410 &	Basic iron & steel							
2420	Basic precious & non-ferrous metals	41	3530856	468692	159153	3817	868494	31653692
24104	Remelting of scrap ingot of iron/ steel	12	233910	37950	150613	1090	186550	5192167
24106	Hot/cold-rolled products of steel	24	3241766	426654	2914	2624	659629	26254475
24108 &	Welded tubes & pipes of steel							
24202	Aluminium & alloys	5	55180	4088	5626	103	22315	207050
25	FABRICATED METAL PRODUCTS	60	457662	32536	1363154	1835	410616	1231628
251	Structural metal products etc	13	59528	758	10430	163	30375	207627
2511	Structural metal products	13	59528	758	10430	163	30375	207627
25112 &	Metal door, window, shutter, gates etc							
25119	Others n.e.c.	13	59528	758	10430	163	30375	207627
252	Weapons & ammunition	35	266717	27732	97743	995	275682	242729
2520	Weapons & ammunition	35	266717	27732	97743	995	275682	242729
25202	Small arms	35	266717	27732	97743	995	275682	242729
259	Other fabricated metal products	12	131418	4046	1254981	677	104559	781272
2593 &	Cutlery, h& tools & general hardware							
2599	Other fabricated metal products n.e.c.	12	131418	4046	1254981	677	104559	781272
25932 &	Knives, h& tools, saw blades etc							
25991	Cans, drums, buckets, boxes, tins etc	9	18115	229	4877	168	33299	77834
25994	Metal household articles	3	113303	3818	1250104	509	71260	703438
26	COMPUTER, ELECTRONIC AND OPTICAL PRODUCTS	2	1948319	324624	-894736	1331	744898	5291768
263	Communication equipment	2	1948319	324624	-894736	1331	744898	5291768
2630	Communication equipment	2	1948319	324624	-894736	1331	744898	5291768
26301	Telephones pbx, facsimile equipment etc	2	1948319	324624	-894736	1331	744898	5291768
27	ELECTRICAL EQUIPMENT	21	2041401	-144876	111362	3056	996913	4410230
271 &	Electric motor, generator, transformer							
272	Batteries & accumulators	3	1124913	5092	703167	1451	591059	2082278
2710 &	Electric motors, generators, transformers etc.							
2720	Batteries & accumulators	3	1124913	5092	703167	1451	591059	2082278
27101 &	Electric transformers							
27203	Lead acid/ lithium/ dry/ wet batteries	3	1124913	5092	703167	1451	591059	2082278
273	Wiring & wiring devices	6	311563	214	31611	385	82763	390699
2732	Other electric wires & cables	6	311563	214	31611	385	82763	390699
27320	Insulated wire & cable	6	311563	214	31611	385	82763	390699
274	Electric lighting equipment	5	577938	-159433	-623416	1150	312659	1903408
2740	Electric lighting equipment	5	577938	-159433	-623416	1150	312659	1903408
27401	Lamps, bulbs, ch&eliers,lanterns etc.	5	577938	-159433	-623416	1150	312659	1903408
275	Domestic appliances	7	26988	9251		70	10432	33845
2750	Domestic appliances	7	26988	9251		70	10432	33845
27501	Domestic electric appliances	5	18703	9251		50	7470	28235
27503	Domestic non-electric cooking equipment	2	8285			20	2962	5610
28	MACHINERY AND EQUIPMENT N.E.C.	5	457163	37921	3488	292	97930	1107039
281	General-purpose machinery	3	413149	3728	3053	212	60023	621782
2813	Other pumps, compressors, taps & valves	3	413149	3728	3053	212	60023	621782
28132	Pumps for liquids	3	413149	3728	3053	212	60023	621782
282	Special-purpose machinery	2	44014	34193	435	80	37907	485257
2822 &	Metal-forming machinery & machine tools							
2824	Mining/ quarrying/ construction machinery	2	44014	34193	435	80	37907	485257
28223 &	Stamping or pressing machine tools							
28242	Boring, cutting & tunnelling machinery	2	44014	34193	435	80	37907	485257

TABLE-2.0 **SUMMARY STATISTICS** **KP**

2015-16

Value in '000' Rs

Value of production at Producer Price	Census value added at producer prices	Census value added at factor cost	Contribution to GDP at market prices	Contribution to GDP at producer prices	Contribution to GDP at basic prices	Contribution to GDP at factor cost	Industry Code
10	11	12	13	14	15	16	1
532606	152035	152035	231069	138061	138061	138061	23912 & 23921
22982368	16764020	16750620	16081700	16080134	16076184	16066733	23922
75302331	43115082	41733748	50701672	39576727	38195393	38195393	2393 & 2394
73620105	42273759	40892425	49947991	38823047	37441713	37441713	23931 & 23941
1682226	841324	841324	753680	753680	753680	753680	23943
7502133	3105496	3105342	2808960	2796122	2803351	2795968	2395
7502133	3105496	3105342	2808960	2796122	2803351	2795968	23951 & 23952
14283113	6520396	6515784	5975018	5957671	5971807	5953059	2396
14283113	6520396	6515784	5975018	5957671	5971807	5953059	23961
333650	181975	182037	200032	141090	141152	141152	2399
333650	181975	182037	200032	141090	141152	141152	23991 & 23995
36427776	4774084	3860406	4842774	4340040	3446117	3426361	24
36427776	4774084	3860406	4842774	4340040	3446117	3426361	241 & 242
36427776	4774084	3860406	4842774	4340040	3446117	3426361	2410 & 2420
5910821	718654	658710	832189	636461	578232	576517	24104
30206010	3951535	3097656	3875296	3602808	2766969	2748928	24106
310945	103895	104040	135289	100771	100916	100916	24108 & 24202
3751714	2520086	2481332	2356365	2320396	2282181	2281642	25
418640	211014	210998	195496	195496	195564	195481	251
418640	211014	210998	195496	195496	195564	195481	2511
418640	211014	210998	195496	195496	195564	195481	25112 & 25119
781913	539184	500445	539032	503063	464780	464324	252
781913	539184	500445	539032	503063	464780	464324	2520
781913	539184	500445	539032	503063	464780	464324	25202
2551161	1769889	1769889	1621837	1621837	1621837	1621837	259
2551161	1769889	1769889	1621837	1621837	1621837	1621837	2593 & 2599
173113	95279	95279	81349	81349	81349	81349	25932 & 25991
2378048	1674610	1674610	1540489	1540489	1540489	1540489	25994
8296804	3005036	3005036	2611014	2611014	2611014	2611014	26
8296804	3005036	3005036	2611014	2611014	2611014	2611014	263
8296804	3005036	3005036	2611014	2611014	2611014	2611014	2630
8296804	3005036	3005036	2611014	2611014	2611014	2611014	26301
6255121	1844891	1844648	2066873	1509828	1509818	1509585	27
3378038	1295760	1295760	1286043	1181893	1181893	1181893	271 & 272
3378038	1295760	1295760	1286043	1181893	1181893	1181893	2710 & 2720
3378038	1295760	1295760	1286043	1181893	1181893	1181893	27101 & 27203
574215	183517	183422	192292	140354	140354	140259	273
574215	183517	183422	192292	140354	140354	140259	2732
574215	183517	183422	192292	140354	140354	140259	27320
2240680	337273	337151	564126	163169	163169	163048	274
2240680	337273	337151	564126	163169	163169	163048	2740
2240680	337273	337151	564126	163169	163169	163048	27401
62187	28342	28315	24412	24412	24402	24385	275
62187	28342	28315	24412	24412	24402	24385	2750
47325	19090	19090	16120	16120	16120	16120	27501
14862	9252	9225	8292	8292	8282	8265	27503
1430460	323421	312732	260411	210602	199913	199913	28
800939	179157	168468	200947	151436	140747	140747	281
800939	179157	168468	200947	151436	140747	140747	2813
800939	179157	168468	200947	151436	140747	140747	28132
629521	144264	144264	59464	59166	59166	59166	282
629521	144264	144264	59464	59166	59166	59166	2822 & 2824
629521	144264	144264	59464	59166	59166	59166	28223 & 28242

TABLE-2.0 **SUMMARY STATISTICS** **KP**

2015-16

Value in '000' Rs

Industry Code	Industry Major Groups & Industries	No. of establishments	Value of fixed assets at the end of the year	Additions / altrations made during the year (GFCF)	Changes in stocks	Average daily persons engaged (No.)	Employment cost	Industrial cost
1	2	3	4	5	6	7	8	9
29	MOTOR VEHICLES, TRAILERS AND SEMI	4	77862	90	18450	144	32880	548590
291 &	Motor vehicles							
293	Parts & accessories for motor vehicles	4	77862	90	18450	144	32880	548590
2910 &	Motor vehicles							
2930	Parts & accessories for motor vehicles	4	77862	90	18450	144	32880	548590
29101 &	Passenger cars, commercial busses etc.							
29103 &	Other motor vehicles							
29301	Parts & accessories for motor vehicles	4	77862	90	18450	144	32880	548590
30	OTHER TRANSPORT EQUIPMENT	3	94276	935	-1	534	340496	142544
302 &	Railway locomotives & rolling stock							
309	Transport equipment n.e.c.	3	94276	935	-1	534	340496	142544
3020 &	Railway locomotives & rolling stock							
3091	Motorcycles	3	94276	935	-1	534	340496	142544
30202 &	Railway or tramway coaches services etc.							
30911	Motorcycles, engines for motorcycles	3	94276	935	-1	534	340496	142544
31	FURNITURE	360	1070099	61360	184845	6005	984881	3335467
310	Furniture	360	1070099	61360	184845	6005	984881	3335467
3100	Furniture	360	1070099	61360	184845	6005	984881	3335467
31001 &	Furniture & fixtures.							
31002	Furniture for shops/churches, schools, restaurants	118	448564	48759	16144	2338	398446	1862017
31003	manufacture of office furniture	5	25299		1692	102	17376	44290
31004	Furniture for kitchen bedrooms etc.	237	596236	12601	167009	3565	569059	1429160
32	OTHER MANUFACTURING	3	34192	1063	10560	187	32877	170570
324 &	Games & toys							
325	Medical & dental instruments & supplies	3	34192	1063	10560	187	32877	170570
3240 &	Games & toys							
3250	Medical & dental instruments & supplies	3	34192	1063	10560	187	32877	170570
32401 &	Dolls, toy animals etc.							
32509	Others n.e.c.	3	34192	1063	10560	187	32877	170570

TABLE-2.0 **SUMMARY STATISTICS** **KP**

2015-16

Value in '000' Rs

Value of production at Producer Price	Census value added at producer prices	Census value added at factor cost	Contribution to GDP at market prices	Contribution to GDP at producer prices	Contribution to GDP at basic prices	Contribution to GDP at factor cost	Industry Code
10	11	12	13	14	15	16	1
827320	278730	278785	277504	277504	277559	277559	29
827320	278730	278785	277504	277504	277559	277559	291 & 293
827320	278730	278785	277504	277504	277559	277559	2910 & 2930
827320	278730	278785	277504	277504	277559	277559	29101 & 29103 & 29301
243273	100729	100729	97492	97492	97492	97492	30
243273	100729	100729	97492	97492	97492	97492	302 & 309
243273	100729	100729	97492	97492	97492	97492	3020 & 3091
243273	100729	100729	97492	97492	97492	97492	30202 & 30911
5323254	1987786	1986075	1885711	1810737	1810822	1809026	31
5323254	1987786	1986075	1885711	1810737	1810822	1809026	310
5323254	1987786	1986075	1885711	1810737	1810822	1809026	3100
2624604	762586	761934	762835	697601	697784	696949	31001 & 31002
119020	74730	74695	71122	71122	71097	71087	31003
2579630	1150470	1149446	1051754	1042014	1041941	1040990	31004
251479	80909	74211	79909	74870	68203	68172	32
251479	80909	74211	79909	74870	68203	68172	324 & 325
251479	80909	74211	79909	74870	68203	68172	3240 & 3250
251479	80909	74211	79909	74870	68203	68172	32401 & 32509

TABLE - 3.0 A **EMPLOYMENT AND EMPLOYMENT COST (ALL EMPLOYEES)** **KP**

2015-16

Value in '000' Rs

Industry Code	Major Groups & Industries	No. of establishments	Average daily employment			Employment cost during the year			
			Total	Male	Female	Total	Wages and salaries	Other cash payment	Payments in kind
1	2	3	4	5	6	7	8	9	10
C	**ALL INDUSTIRES**	**3357**	**122077**	**120956**	**1121**	**41200448**	**38577297**	**2310159**	**312992**
10	FOOD PRODUCTS	309	10103	9960	143	2327748	2295014	31798	936
101 &	Processing & preserving of meat								
103	Processing of fruit/ vegetables	4	90	89	1	16731	16731		
1010 &	Processing & preserving of meat								
1030	Processing/ preserving of fruit/ vegetables	4	90	89	1	16731	16731		
10104 &	Meat products								
10305	Jams, jellies & marmalades	4	90	89	1	16731	16731		
104	Vegetable & animal oils/ fats	17	1686	1681	4	602742	582288	20453	
1040	Vegetable & animal oils & fats	17	1686	1681	4	602742	582288	20453	
10401	Crude / refined vegetable oils	17	1686	1681	4	602742	582288	20453	
105	Dairy products	48	627	627		126316	126316		
1050	Dairy products	48	627	627		126316	126316		
10506	Ice cream & other edible ice.	48	627	627		126316	126316		
106	Grain mill products, starches etc	199	3490	3490		575422	574114	372	936
1061	Grain mill products	199	3490	3490		575422	574114	372	936
10611	Grain milling.	188	3346	3346		554462	553154	372	936
10612 &	Rice milling.								
10613	Vegetable milling	11	143	143		20961	20961		
107	Other food products	41	4211	4073	138	1006536	995564	10972	
1071	Bakery products	25	671	671		95025	95025		
10711 &	Bread & rolls								
10712	Pastry, cakes, pies etc.	4	100	100		11478	11478		
10713	Rusks, biscuits & bakery products	15	494	494		69866	69866		
10719	Others n.e.c.	6	77	77		13680	13680		
1072	Sugar	3	2842	2842		808312	797340	10972	
10721	Sugar & sugar substitutes	3	2842	2842		808312	797340	10972	
1073	Chocolate & sugar confectionery	5	489	361	128	66711	66711		
10732	Chocolate & sugar confectionery	3	444	316	128	59295	59295		
10733	Chewing gum	2	45	45		7416	7416		
1079	Other food products n.e.c.	8	209	199	10	36489	36489		
10792	Blending of tea & mate	2	25	25		4385	4385		
10796	Spices, sauces & condiments	2	125	115	10	24170	24170		
10799	Others n.e.c.	4	59	59		7934	7934		
11	BEVERAGES	11	1247	1246	1	379673	378160	1513	
110	Beverages	11	1247	1246	1	379673	378160	1513	
1104	Soft drinks, mineral waters etc	11	1247	1246	1	379673	378160	1513	
11041	Non-alcoholic beverages	3	248	248		65850	64337	1513	
11042	Natural mineral waters/ bottled waters	4	116	116		15440	15440		
11043	Soft drinks like lemonade, cola etc.	4	883	882	1	298383	298383		
12	TOBACCO PRODUCTS	9	2859	2819	40	5513341	4837961	575298	100081
120	Tobacco products	9	2859	2819	40	5513341	4837961	575298	100081
1200	Tobacco products	9	2859	2819	40	5513341	4837961	575298	100081
12001	Tobacco products & substitutes etc.	9	2859	2819	40	5513341	4837961	575298	100081
13	TEXTILES	39	18563	18558	6	6007305	5376832	425927	204546
131	Spinning, weaving, finishing of textile	33	17953	17948	6	5886200	5255727	425927	204546
1311	Spinning of textile fibres	21	15634	15629	6	5156429	4535398	416485	204546
13112	Spinning of yarn or thread	21	15634	15629	6	5156429	4535398	416485	204546
1312	Weaving of textiles	12	2319	2319		729771	720329	9442	
13121	Broad woven fabrics	12	2319	2319		729771	720329	9442	
139	Other textiles	6	610	610		121105	121105		
1393 &	Carpets & rugs								
1394	Cordage, rope, twine & netting	6	610	610		121105	121105		
13930 &	Floor coverings like carpets, rugs etc.								
13942	Knotted netting of twine, cordage/ rope	6	610	610		121105	121105		
14	WEARING APPAREL	2	46	45	1	7355	7355		
141	Wearing apparel	2	46	45	1	7355	7355		
1410	Wearing apparel	2	46	45	1	7355	7355		
14103 &	Underwear/ nightwear								
14105	Other clothing accessories	2	46	45	1	7355	7355		
15	LEATHER PRODUCTS	40	446	446		73491	73479	12	
151 &	Tanning of leather & leather products								
152	Footwear	40	446	446		73491	73479	12	
1511 &	Tanning & dressing of leather								
1520	Footwear	40	446	446		73491	73479	12	
15111 &	Tanning/ dressing of hides & skins								
15201	Footwear	40	446	446		73491	73479	12	

TABLE - 3.0 A **EMPLOYMENT AND EMPLOYMENT COST (ALL EMPLOYEES)** **KP**

2015-16

Value in '000' Rs

Industry Code	Major Groups & Industries	No. of establishments	Average daily employment			Employment cost during the year			
			Total	Male	Female	Total	Wages and salaries	Other cash payment	Payments in kind
1	2	3	4	5	6	7	8	9	10
16	WOOD AND WOOD PRODUCTS	13	1302	1262	41	253466	253466		
162	Products of wood, cork, straw etc.	13	1302	1262	41	253466	253466		
1621	Veneer sheets & wood-based panels	13	1302	1262	41	253466	253466		
16212	Plywood/ veneer panel/ laminated sheets	7	475	435	41	71747	71747		
16213	Particle board/ densified wood etc.	6	827	827		181719	181719		
17	PAPER AND PAPER PRODUCTS	45	1394	1392	1	749810	711676	38012	121
170	Paper & paper products	45	1394	1392	1	749810	711676	38012	121
1701	Pulp, paper & paperboard	15	642	642		112544	107244	5299	
17013	Paper & paperboard	12	584	584		105819	100519	5299	
17019	Others n.e.c.	3	58	58		6725	6725		
1702	Corrugated paper/ paperboard & containers	30	752	750	1	637266	604432	32713	121
17021 &	Corrugated paper/ paperboard containers								
17022	Sacks, bags & similar articles of paper	30	752	750	1	637266	604432	32713	121
18	PRINTING/REPRODUCTION OF RECORDED MEDIA	27	496	496		91954	91484		470
181	Printing	27	496	496		91954	91484		470
1811	Printing	27	496	496		91954	91484		470
18112	Printing of books, brochures, maps etc	25	460	460		83314	82844		470
18114	Printing of diaries & calendars etc	2	36	36		8640	8640		
19	COKE AND REFINED PETROLEUM PRODUCTS	2	32	31	1	5268	5268		
192	Refined petroleum products	2	32	31	1	5268	5268		
1920	Refined petroleum products	2	32	31	1	5268	5268		
19203	Oil-based lubricating oils or greases	2	32	31	1	5268	5268		
20	CHEMICALS AND CHEMICAL PRODUCTS	70	3208	3189	19	768408	699343	69064	
201	Basic chemicals, fertilizers etc.	26	591	591		125764	125404	360	
2011	Basic chemicals	15	300	300		57199	57071	128	
20111 &	Inorganic industrial/ medical gases								
20112	Dyes & pigments in basic form	3	74	74		17341	17341		
20113	Manufacture of inorganic acids & bases	5	64	64		12024	11896	128	
20115	Basic organic chemicals	7	162	162		27834	27834		
2013	Plastics & synthetic rubber	11	291	291		68565	68333	233	
20131	Plastics in primary forms	11	291	291		68565	68333	233	
202	Other chemical products	44	2618	2598	19	642644	573940	68704	
2022	Paints, varnishes & printing ink etc.	3	125	125		16290	16290		
20221 &	Paints & varnishes etc								
20227	Printing ink	3	125	125		16290	16290		
2023	Soap, perfumes & toilet preparations	20	688	688		130559	100559	30000	
20232	Soap	6	239	239		73354	43354	30000	
20234	Detergent, dish-washing preparation etc	9	281	281		41292	41292		
20236	Perfumes & toilet preparations	5	168	168		15913	15913		
2029	Other chemical products n.e.c.	21	1805	1785	19	495794	457090	38704	
20291 &	Propellant powders/ explosives								
20292	Gelatine/ glues & prepared adhesives	3	181	177	5	201043	162886	38157	
20298	Matches	15	1505	1491	15	262766	262219	547	
20299	Others n.e.c.	3	118	118		31985	31985		
21	BASIC PHARMACEUTICAL PRODUCTS	63	6215	5566	649	2362269	2029671	328813	3785
210	Pharmaceuticals	63	6215	5566	649	2362269	2029671	328813	3785
2100	Pharmaceuticals	63	6215	5566	649	2362269	2029671	328813	3785
21001	Medicinal active substances	59	4200	3595	605	1855167	1522569	328813	3785
21003	Medicaments/ homeopathic preparations	4	2015	1971	44	507102	507102		
22	RUBBER AND PLASTICS PRODUCTS	83	4746	4734	12	1091378	1046068	42759	2551
221	Rubber products	2	143	143		34444	34444		
2211 &	Rubber tyres & tubes								
2219	Other rubber products	2	143	143		34444	34444		
22111 &	Rubber tyres								
22191	Other products of rubber	2	143	143		34444	34444		
222	Plastics products	81	4603	4591	12	1056934	1011624	42759	2551
2220	Plastics products	81	4603	4591	12	1056934	1011624	42759	2551
22201	Plastic products for packing of goods	47	3213	3201	12	872407	827097	42759	2551
22202	Builders' plastics ware	20	948	948		125783	125783		
22203	Plastic tableware, kitchenware etc	5	171	171		25071	25071		
22209	Other diverse plastic products	9	271	271		33672	33672		
23	OTHER NON-METALLIC MINERAL PRODUCTS	2145	54711	54709	1	17058998	16383305	675203	490
231	Glass & glass products	7	1485	1485		1097394	994231	103163	
2310	Glass & glass products	7	1485	1485		1097394	994231	103163	
23101	Flat glass/ glass paving blocks	4	1251	1251		1084022	980859	103163	
23102	Glass mirror/ bottle/ drinking glass	3	234	234		13371	13371		
239	Non-metallic mineral products n.e.c.	2138	53226	53224	1	15961604	15389075	572039	490
2391 &	Refractory products								
2392	Clay building materials	538	25274	25274		6330251	6272237	57705	309

TABLE - 3.0 A **EMPLOYMENT AND EMPLOYMENT COST (ALL EMPLOYEES)** **KP**

2015-16

Value in '000' Rs

Industry Code	Major Groups & Industries	No. of establishments	Average daily employment			Employment cost during the year			
			Total	Male	Female	Total	Wages and salaries	Other cash payment	Payments in kind
1	2	3	4	5	6	7	8	9	10
23912 &	Manufacture of refractory ceramic goods								
23921	Ceramic tiles, mosaic cubes etc.	3	264	264		59724	59724		
23922	Non-refractory clay building materials	535	25010	25010		6270527	6212513	57705	309
2393 &	Other porcelain & ceramic products								
2394	Cement, lime & plaster	49	7818	7818		6456493	5946068	510424	
23931 &	Ceramic tableware & domestic articles								
23941	Clinkers & hydraulic cement	6	7158	7158		6298902	5788478	510424	
23943	Plasters of calcined gypsum/ sulphate	43	660	660		157590	157590		
2395	Articles of concrete, cement & plaster	697	8560	8559	1	1248981	1248737	136	108
23951 &	Precast concrete, cement or stone								
23952	Structural component of cement, concrete	697	8560	8559	1	1248981	1248737	136	108
2396	Cutting, shaping & finishing of stone	848	11407	11407		1890308	1886951	3284	73
23961	Cutting, shaping & finishing of stone	848	11407	11407		1890308	1886951	3284	73
2399	Other non-metallic mineral products	6	167	167		35572	35082	490	
23991 &	Millstones/abrasive products and polishing								
23995	Articles of asphalt etc	6	167	167		35572	35082	490	
24	BASIC METALS	41	3795	3791	4	868494	868494		
241 &	Basic iron & steel								
242	Basic precious & non-ferrous metals	41	3795	3791	4	868494	868494		
2410 &	Basic iron & steel								
2420	Basic precious & non-ferrous metals	41	3795	3791	4	868494	868494		
24104	Remelting of scrap ingot of iron/ steel	12	1089	1089		186550	186550		
24106	Hot/cold-rolled products of steel	24	2605	2601	4	659629	659629		
24108 &	Welded tubes & pipes of steel								
24202	Aluminium & alloys	5	101	101		22315	22315		
25	FABRICATED METAL PRODUCTS	60	1799	1799		410616	410616		
251	Structural metal products etc	13	153	153		30375	30375		
2511	Structural metal products	13	153	153		30375	30375		
25112 &	Metal door, window, shutter, gates etc								
25119	Others n.e.c.	13	153	153		30375	30375		
252	Weapons & ammunition	35	970	970		275682	275682		
2520	Weapons & ammunition	35	970	970		275682	275682		
25202	Small arms	35	970	970		275682	275682		
259	Other fabricated metal products	12	676	676		104559	104559		
2593 &	Cutlery, h& tools & general hardware								
2599	Other fabricated metal products n.e.c.	12	676	676		104559	104559		
25932 &	Knives, h& tools, saw blades etc								
25991	Cans, drums, buckets, boxes, tins etc	9	167	167		33299	33299		
25994	Metal household articles	3	509	509		71260	71260		
26	COMPUTER, ELECTRONIC AND OPTICAL PRODUCTS	2	1331	1331		744898	634662	110236	
263	Communication equipment	2	1331	1331		744898	634662	110236	
2630	Communication equipment	2	1331	1331		744898	634662	110236	
26301	Telephones pbx, facsimile equipment etc	2	1331	1331		744898	634662	110236	
27	ELECTRICAL EQUIPMENT	21	3024	2874	150	996913	993854	3059	
271 &	Electric motor, generator, transformer								
272	Batteries & accumulators	3	1451	1301	150	591059	588116	2943	
2710 &	Electric motors, generators, transformers etc.								
2720	Batteries & accumulators	3	1451	1301	150	591059	588116	2943	
27101 &	Electric transformers								
27203	Lead acid/ lithium/ dry/ wet batteries	3	1451	1301	150	591059	588116	2943	
273	Wiring & wiring devices	6	370	370		82763	82650	113	
2732	Other electric wires & cables	6	370	370		82763	82650	113	
27320	Insulated wire & cable	6	370	370		82763	82650	113	
274	Electric lighting equipment	5	1145	1145		312659	312657	2	
2740	Electric lighting equipment	5	1145	1145		312659	312657	2	
27401	Lamps, bulbs, ch&eliers,lanterns etc.	5	1145	1145		312659	312657	2	
275	Domestic appliances	7	58	58		10432	10432		
2750	Domestic appliances	7	58	58		10432	10432		
27501	Domestic electric appliances	5	40	40		7470	7470		
27503	Domestic non-electric cooking equipment	2	18	18		2962	2962		
28	MACHINERY AND EQUIPMENT N.E.C.	5	288	285	3	97930	95669	2260	
281	General-purpose machinery	3	212	212		60023	57762	2260	
2813	Other pumps, compressors, taps & valves	3	212	212		60023	57762	2260	
28132	Pumps for liquids	3	212	212		60023	57762	2260	
282	Special-purpose machinery	2	76	73	3	37907	37907		
2822 &	Metal-forming machinery & machine tools								
2824	Mining/ quarrying/ construction machinery	2	76	73	3	37907	37907		
28223 &	Stamping or pressing machine tools								
28242	Boring, cutting & tunnelling machinery	2	76	73	3	37907	37907		

TABLE - 3.0 A **EMPLOYMENT AND EMPLOYMENT COST (ALL EMPLOYEES)** **KP**

2015-16

Value in '000' Rs

Industry Code	Major Groups & Industries	No. of establishments	Average daily employment			Employment cost during the year			
			Total	Male	Female	Total	Wages and salaries	Other cash payment	Payments in kind
1	2	3	4	5	6	7	8	9	10
29	MOTOR VEHICLES, TRAILERS AND SEMI	4	139	139		32880	32880		
291 &	Motor vehicles								
293	Parts & accessories for motor vehicles	4	139	139		32880	32880		
2910 &	Motor vehicles								
2930	Parts & accessories for motor vehicles	4	139	139		32880	32880		
29101 &	Passenger cars, commercial busses etc.								
29103 &	Other motor vehicles								
29301	Parts & accessories for motor vehicles	4	139	139		32880	32880		
30	OTHER TRANSPORT EQUIPMENT	3	534	532	2	340496	340496		
302 &	Railway locomotives & rolling stock								
309	Transport equipment n.e.c.	3	534	532	2	340496	340496		
3020 &	Railway locomotives & rolling stock								
3091	Motorcycles	3	534	532	2	340496	340496		
30202 &	Railway or tramway coaches services etc.								
30911	Motorcycles, engines for motorcycles	3	534	532	2	340496	340496		
31	FURNITURE	360	5616	5612	4	984881	979219	5650	12
310	Furniture	360	5616	5612	4	984881	979219	5650	12
3100	Furniture	360	5616	5612	4	984881	979219	5650	12
31001 &	Furniture & fixtures.								
31002	Furniture for shops/churches, schools, restaurants	118	2228	2228		398446	392874	5572	
31003	manufacture of office furniture	5	97	97		17376	17376		
31004	Furniture for kitchen bedrooms etc.	237	3291	3287	4	569059	568969	78	12
32	OTHER MANUFACTURING	3	184	141	43	32877	32323	554	
324 &	Games & toys								
325	Medical & dental instruments & supplies	3	184	141	43	32877	32323	554	
3240 &	Games & toys								
3250	Medical & dental instruments & supplies	3	184	141	43	32877	32323	554	
32401 &	Dolls, toy animals etc.								
32509	Others n.e.c.	3	184	141	43	32877	32323	554	

TABLE - 3.0 B **AVERAGE DAILY EMPLOYMENT** **KP**

2015-16

Value in '000' Rs

Industry Code	Industry Major Groups and Industries	No. of establishments	Working proprietors			Contributing family worker		
			Total	Male	Female	Total	Male	Female
1	2	3	4	5	6	7	8	9
C	**ALL INDUSTIRES**	**3357**	**991**	**990**	**1**	**2344**	**2342**	**1**
10	FOOD PRODUCTS	309	85	85		93	93	
101 &	Processing & preserving of meat							
103	Processing of fruit/ vegetables	4				8	8	
1010 &	Processing & preserving of meat							
1030	Processing/ preserving of fruit/ vegetables	4				8	8	
10104 &	Meat products							
10305	Jams, jellies & marmalades	4				8	8	
104	Vegetable & animal oils/ fats	17	3	3				
1040	Vegetable & animal oils & fats	17	3	3				
10401	Crude / refined vegetable oils	17	3	3				
105	Dairy products	48	3	3		20	20	
1050	Dairy products	48	3	3		20	20	
10506	Ice cream & other edible ice.	48	3	3		20	20	
106	Grain mill products, starches etc	199	75	75		43	43	
1061	Grain mill products	199	75	75		43	43	
10611	Grain milling.	188	74	74		41	41	
10612 &	Rice milling.							
10613	Vegetable milling	11	1	1		3	3	
107	Other food products	41	4	4		21	21	
1071	Bakery products	25	1	1		18	18	
10711 &	Bread & rolls							
10712	Pastry, cakes, pies etc.	4						
10713	Rusks, biscuits & bakery products	15				12	12	
10719	Others n.e.c.	6	1	1		6	6	
1072	Sugar	3						
10721	Sugar & sugar substitutes	3						
1073	Chocolate & sugar confectionery	5	1	1		2	2	
10732	Chocolate & sugar confectionery	3						
10733	Chewing gum	2	1	1		2	2	
1079	Other food products n.e.c.	8	2	2		1	1	
10792	Blending of tea & mate	2						
10796	Spices, sauces & condiments	2	2	2				
10799	Others n.e.c.	4				1	1	
11	BEVERAGES	11	7	7				
110	Beverages	11	7	7				
1104	Soft drinks, mineral waters etc	11	7	7				
11041	Non-alcoholic beverages	3						
11042	Natural mineral waters/ bottled waters	4	7	7				
11043	Soft drinks like lemonade, cola etc.	4						
12	TOBACCO PRODUCTS	9						
120	Tobacco products	9						
1200	Tobacco products	9						
12001	Tobacco products & substitutes etc.	9						
13	TEXTILES	39	6	6		20	20	
131	Spinning, weaving, finishing of textile	33	6	6		1	1	
1311	Spinning of textile fibres	21	6	6				
13112	Spinning of yarn or thread	21	6	6				
1312	Weaving of textiles	12				1	1	
13121	Broad woven fabrics	12				1	1	
139	Other textiles	6				19	19	
1393 &	Carpets & rugs							
1394	Cordage, rope, twine & netting	6				19	19	
13930 &	Floor coverings like carpets, rugs etc.							
13942	Knotted netting of twine, cordage/ rope	6				19	19	
14	WEARING APPAREL	2						
141	Wearing apparel	2						
1410	Wearing apparel	2						
14103 &	Underwear/ nightwear							
14105	Other clothing accessories	2						
15	LEATHER PRODUCTS	40	4	4		26	26	
151 &	Tanning of leather & leather products							
152	Footwear	40	4	4		26	26	
1511 &	Tanning & dressing of leather							
1520	Footwear	40	4	4		26	26	
15111 &	Tanning/ dressing of hides & skins							
15201	Footwear	40	4	4		26	26	

TABLE - 3.0 B **AVERAGE DAILY EMPLOYMENT** **KP**

2015-16

Value in '000' Rs

Industry Code	Industry Major Groups and Industries	No. of establishments	Working proprietors			Contributing family worker		
			Total	Male	Female	Total	Male	Female
1	2	3	4	5	6	7	8	9
16	WOOD AND WOOD PRODUCTS	13	14	14				
162	Products of wood, cork, straw etc.	13	14	14				
1621	Veneer sheets & wood-based panels	13	14	14				
16212	Plywood/ veneer panel/ laminated sheets	7	14	14				
16213	Particle board/ densified wood etc.	6						
17	PAPER AND PAPER PRODUCTS	45	8	8		22	22	
170	Paper & paper products	45	8	8		22	22	
1701	Pulp, paper & paperboard	15	1	1				
17013	Paper & paperboard	12						
17019	Others n.e.c.	3	1	1				
1702	Corrugated paper/ paperboard & containers	30	7	7		22	22	
17021 &	Corrugated paper/ paperboard containers							
17022	Sacks, bags & similar articles of paper	30	7	7		22	22	
18	PRINTING/REPRODUCTION OF RECORDED MEDIA	27				5	5	
181	Printing	27				5	5	
1811	Printing	27				5	5	
18112	Printing of books, brochures, maps etc	25				5	5	
18114	Printing of diaries & calendars etc	2						
19	COKE AND REFINED PETROLEUM PRODUCTS	2						
192	Refined petroleum products	2						
1920	Refined petroleum products	2						
19203	Oil-based lubricating oils or greases	2						
20	CHEMICALS AND CHEMICAL PRODUCTS	70	18	18		14	12	1
201	Basic chemicals, fertilizers etc.	26	2	2		2	2	
2011	Basic chemicals	15				1	1	
20111 &	Inorganic industrial/ medical gases							
20112	Dyes & pigments in basic form	3						
20113	Manufacture of inorganic acids & bases	5				1	1	
20115	Basic organic chemicals	7						
2013	Plastics & synthetic rubber	11	2	2		1	1	
20131	Plastics in primary forms	11	2	2		1	1	
202	Other chemical products	44	16	16		12	10	1
2022	Paints, varnishes & printing ink etc.	3				2	2	
20221 &	Paints & varnishes etc							
20227	Printing ink	3				2	2	
2023	Soap, perfumes & toilet preparations	20	9	9		7	7	
20232	Soap	6	4	4		4	4	
20234	Detergent, dish-washing preparation etc	9	5	5		3	3	
20236	Perfumes & toilet preparations	5						
2029	Other chemical products n.e.c.	21	7	7		3	1	1
20291 &	Propellant powders/ explosives							
20292	Gelatine/ glues & prepared adhesives	3	3	3				
20298	Matches	15	4	4		3	1	1
20299	Others n.e.c.	3						
21	BASIC PHARMACEUTICAL PRODUCTS	63	15	14	1	8	8	
210	Pharmaceuticals	63	15	14	1	8	8	
2100	Pharmaceuticals	63	15	14	1	8	8	
21001	Medicinal active substances	59	14	13	1	8	8	
21003	Medicaments/ homeopathic preparations	4	1	1				
22	RUBBER AND PLASTICS PRODUCTS	83	11	11		20	20	
221	Rubber products	2						
2211 &	Rubber tyres & tubes							
2219	Other rubber products	2						
22111 &	Rubber tyres							
22191	Other products of rubber	2						
222	Plastics products	81	11	11		20	20	
2220	Plastics products	81	11	11		20	20	
22201	Plastic products for packing of goods	47	9	9		6	6	
22202	Builders' plastics ware	20	2	2		8	8	
22203	Plastic tableware, kitchenware etc	5						
22209	Other diverse plastic products	9				5	5	
23	OTHER NON-METALLIC MINERAL PRODUCTS	2145	731	731		1738	1738	
231	Glass & glass products	7						
2310	Glass & glass products	7						
23101	Flat glass/ glass paving blocks	4						
23102	Glass mirror/ bottle/ drinking glass	3						
239	Non-metallic mineral products n.e.c.	2138	731	731		1738	1738	
2391 &	Refractory products							
2392	Clay building materials	538	246	246		443	443	

TABLE - 3.0 B **AVERAGE DAILY EMPLOYMENT** **KP**

2015-16

Value in '000' Rs

Industry Code	Industry Major Groups and Industries	No. of establishments	Working proprietors			Contributing family worker		
			Total	Male	Female	Total	Male	Female
1	2	3	4	5	6	7	8	9
23912 &	Manufacture of refractory ceramic goods							
23921	Ceramic tiles, mosaic cubes etc.	3				1	1	
23922	Non-refractory clay building materials	535	246	246		442	442	
2393 &	Other porcelain & ceramic products							
2394	Cement, lime & plaster	49						
23931 &	Ceramic tableware & domestic articles							
23941	Clinkers & hydraulic cement	6						
23943	Plasters of calcined gypsum/ sulphate	43						
2395	Articles of concrete, cement & plaster	697	84	84		786	786	
23951 &	Precast concrete, cement or stone							
23952	Structural component of cement, concrete	697	84	84		786	786	
2396	Cutting, shaping & finishing of stone	848	400	400		506	506	
23961	Cutting, shaping & finishing of stone	848	400	400		506	506	
2399	Other non-metallic mineral products	6	1	1		4	4	
23991 &	Millstones/abrasive products and polishing							
23995	Articles of asphalt etc	6	1	1		4	4	
24	BASIC METALS	41	6	6		16	16	
241 &	Basic iron & steel							
242	Basic precious & non-ferrous metals	41	6	6		16	16	
2410 &	Basic iron & steel							
2420	Basic precious & non-ferrous metals	41	6	6		16	16	
24104	Remelting of scrap ingot of iron/ steel	12	1	1				
24106	Hot/cold-rolled products of steel	24	5	5		14	14	
24108 &	Welded tubes & pipes of steel							
24202	Aluminium & alloys	5				2	2	
25	FABRICATED METAL PRODUCTS	60	8	8		28	28	
251	Structural metal products etc	13	2	2		7	7	
2511	Structural metal products	13	2	2		7	7	
25112 &	Metal door, window, shutter, gates etc							
25119	Others n.e.c.	13	2	2		7	7	
252	Weapons & ammunition	35	5	5		21	21	
2520	Weapons & ammunition	35	5	5		21	21	
25202	Small arms	35	5	5		21	21	
259	Other fabricated metal products	12	1	1				
2593 &	Cutlery, h& tools & general hardware							
2599	Other fabricated metal products n.e.c.	12	1	1				
25932 &	Knives, h& tools, saw blades etc							
25991	Cans, drums, buckets, boxes, tins etc	9	1	1				
25994	Metal household articles	3						
26	COMPUTER, ELECTRONIC AND OPTICAL PRODUCTS	2						
263	Communication equipment	2						
2630	Communication equipment	2						
26301	Telephones pbx, facsimile equipment etc	2						
27	ELECTRICAL EQUIPMENT	21	14	14		18	18	
271 &	Electric motor, generator, transformer							
272	Batteries & accumulators	3						
2710 &	Electric motors, generators, transformers etc.							
2720	Batteries & accumulators	3						
27101 &	Electric transformers							
27203	Lead acid/ lithium/ dry/ wet batteries	3						
273	Wiring & wiring devices	6	9	9		6	6	
2732	Other electric wires & cables	6	9	9		6	6	
27320	Insulated wire & cable	6	9	9		6	6	
274	Electric lighting equipment	5	5	5				
2740	Electric lighting equipment	5	5	5				
27401	Lamps, bulbs, ch&eliers,lanterns etc.	5	5	5				
275	Domestic appliances	7				12	12	
2750	Domestic appliances	7				12	12	
27501	Domestic electric appliances	5				10	10	
27503	Domestic non-electric cooking equipment	2				2	2	
28	MACHINERY AND EQUIPMENT N.E.C.	5	1	1		3	3	
281	General-purpose machinery	3						
2813	Other pumps, compressors, taps & valves	3						
28132	Pumps for liquids	3						
282	Special-purpose machinery	2	1	1		3	3	
2822 &	Metal-forming machinery & machine tools							
2824	Mining/ quarrying/ construction machinery	2	1	1		3	3	
28223 &	Stamping or pressing machine tools							
28242	Boring, cutting & tunnelling machinery	2	1	1		3	3	

TABLE - 3.0 B **AVERAGE DAILY EMPLOYMENT** **KP**

2015-16

Value in '000' Rs

Industry Code	Industry Major Groups and Industries	No. of establishments	Working proprietors			Contributing family worker		
			Total	Male	Female	Total	Male	Female
1	2	3	4	5	6	7	8	9
29	MOTOR VEHICLES, TRAILERS AND SEMI	4	3	3		2	2	
291 &	Motor vehicles							
293	Parts & accessories for motor vehicles	4	3	3		2	2	
2910 &	Motor vehicles							
2930	Parts & accessories for motor vehicles	4	3	3		2	2	
29101 &	Passenger cars, commercial busses etc.							
29103 &	Other motor vehicles							
29301	Parts & accessories for motor vehicles	4	3	3		2	2	
30	OTHER TRANSPORT EQUIPMENT	3						
302 &	Railway locomotives & rolling stock							
309	Transport equipment n.e.c.	3						
3020 &	Railway locomotives & rolling stock							
3091	Motorcycles	3						
30202 &	Railway or tramway coaches services etc.							
30911	Motorcycles, engines for motorcycles	3						
31	FURNITURE	360	59	59		330	330	
310	Furniture	360	59	59		330	330	
3100	Furniture	360	59	59		330	330	
31001 &	Furniture & fixtures.							
31002	Furniture for shops/churches, schools, restaurants	118	15	15		95	95	
31003	manufacture of office furniture	5	5	5				
31004	Furniture for kitchen bedrooms etc.	237	39	39		235	235	
32	OTHER MANUFACTURING	3	2	2		1	1	
324 &	Games & toys							
325	Medical & dental instruments & supplies	3	2	2		1	1	
3240 &	Games & toys							
3250	Medical & dental instruments & supplies	3	2	2		1	1	
32401 &	Dolls, toy animals etc.							
32509	Others n.e.c.	3	2	2		1	1	

TABLE - 4.0 A **FIXED ASSETS** **KP**

2015-16

Value in '000' Rs

Industry Code	Industrial Major Groups and Industry	No. of establishments	Value of fixed assets at the beginning of the year	Acquisition, addition, alteration & major improvements during year	Sales proceeds of fixed assets disposed off during year	Capital formation on own account	Gross Fixed Capital Formation (5+6-7+8)	Depreciation for fixed assets	Value of fixed assets at the end of the year
1	2	3	4	5	6	7	8	9	10
C	**ALL INDUSTIRES**	**3357**	**167525301**	**17067002**	**623753**	**243**	**16443492**	**11338977**	**172629816**
10	FOOD PRODUCTS	309	15450998	2788835	80227	191	2708799	806979	17352818
101 &	Processing & preserving of meat								
103	Processing of fruit/ vegetables	4	40892	2594			2594	2269	41217
1010 &	Processing & preserving of meat								
1030	Processing/ preserving of fruit/ vegetables	4	40892	2594			2594	2269	41217
10104 &	Meat products								
10305	Jams, jellies & marmalades	4	40892	2594			2594	2269	41217
104	Vegetable & animal oils/ fats	17	2335925	288047	32025		256022	95194	2496753
1040	Vegetable & animal oils & fats	17	2335925	288047	32025		256022	95194	2496753
10401	Crude / refined vegetable oils	17	2335925	288047	32025		256022	95194	2496753
105	Dairy products	48	385232	270			270	686	384816
1050	Dairy products	48	385232	270			270	686	384816
10506	Ice cream & other edible ice.	48	385232	270			270	686	384816
106	Grain mill products, starches etc	199	4303307	104498	20556	191	84133	78125	4309315
1061	Grain mill products	199	4303307	104498	20556	191	84133	78125	4309315
10611	Grain milling.	188	4075834	103806	20556	191	83441	77889	4081385
10612 &	Rice milling.								
10613	Vegetable milling	11	227473	692			692	235	227930
107	Other food products	41	8385642	2393426	27646		2365780	630705	10120717
1071	Bakery products	25	124751	2001			2001	1780	124971
10711 &	Bread & rolls								
10712	Pastry, cakes, pies etc.	4	14052	10			10	1244	12819
10713	Rusks, biscuits & bakery products	15	98198	1761			1761	536	99423
10719	Others n.e.c.	6	12500	230			230		12730
1072	Sugar	3	7846104	2022600			2022600	580740	9287964
10721	Sugar & sugar substitutes	3	7846104	2022600			2022600	580740	9287964
1073	Chocolate & sugar confectionery	5	357066	364675	27646		337029	46937	647159
10732	Chocolate & sugar confectionery	3	309361	364675	27646		337029	46637	599754
10733	Chewing gum	2	47705					300	47405
1079	Other food products n.e.c.	8	57721	4150			4150	1248	60623
10792	Blending of tea & mate	2	5628						5628
10796	Spices, sauces & condiments	2	25601	1854			1854	1245	26210
10799	Others n.e.c.	4	26492	2296			2296	3	28785
11	BEVERAGES	11	1796313	179711	46926		132785	184923	1744176
110	Beverages	11	1796313	179711	46926		132785	184923	1744176
1104	Soft drinks, mineral waters etc	11	1796313	179711	46926		132785	184923	1744176
11041	Non-alcoholic beverages	3	246296	23135	4334		18801	18275	246822
11042	Natural mineral waters/ bottled waters	4	45485					4381	41104
11043	Soft drinks like lemonade, cola etc.	4	1504532	156576	42592		113984	162267	1456250
12	TOBACCO PRODUCTS	9	11522028	3256161	77004		3179157	1466840	13234345
120	Tobacco products	9	11522028	3256161	77004		3179157	1466840	13234345
1200	Tobacco products	9	11522028	3256161	77004		3179157	1466840	13234345
12001	Tobacco products & substitutes etc.	9	11522028	3256161	77004		3179157	1466840	13234345
13	TEXTILES	39	31228392	1903310	45083		1858228	1842965	31243654
131	Spinning, weaving, finishing of textile	33	30996436	1864936	45083		1819854	1825752	30990537
1311	Spinning of textile fibres	21	28140697	1710445	45083		1665363	1613662	28192397
13112	Spinning of yarn or thread	21	28140697	1710445	45083		1665363	1613662	28192397
1312	Weaving of textiles	12	2855739	154491			154491	212090	2798140
13121	Broad woven fabrics	12	2855739	154491			154491	212090	2798140
139	Other textiles	6	231956	38374			38374	17213	253117
1393 &	Carpets & rugs								
1394	Cordage, rope, twine & netting	6	231956	38374			38374	17213	253117
13930 &	Floor coverings like carpets, rugs etc.								
13942	Knotted netting of twine, cordage/ rope	6	231956	38374			38374	17213	253117
14	WEARING APPAREL	2	4337	75			75	388	4024
141	Wearing apparel	2	4337	75			75	388	4024
1410	Wearing apparel	2	4337	75			75	388	4024
14103 &	Underwear/ nightwear								
14105	Other clothing accessories	2	4337	75			75	388	4024
15	LEATHER PRODUCTS	40	318728	36155			36155	3633	351250
151 &	Tanning of leather & leather products								
152	Footwear	40	318728	36155			36155	3633	351250
1511 &	Tanning & dressing of leather								
1520	Footwear	40	318728	36155			36155	3633	351250
15111 &	Tanning/ dressing of hides & skins								
15201	Footwear	40	318728	36155			36155	3633	351250

TABLE - 4.0 A **FIXED ASSETS** **KP**

2015-16

Value in '000' Rs

Industry Code	Industrial Major Groups and Industry	No. of establishments	Value of fixed assets at the beginning of the year	Acquisition, addition, alteration & major improvements during year	Sales proceeds of fixed assets disposed off during year	Capital formation on own account	Gross Fixed Capital Formation (5+6-7+8)	Depreciation for fixed assets	Value of fixed assets at the end of the year
1	2	3	4	5	6	7	8	9	10
16	WOOD AND WOOD PRODUCTS	13	6458674	124421	1050		123371	430901	6151143
162	Products of wood, cork, straw etc.	13	6458674	124421	1050		123371	430901	6151143
1621	Veneer sheets & wood-based panels	13	6458674	124421	1050		123371	430901	6151143
16212	Plywood/ veneer panel/ laminated sheets	7	2332788	52337			52337	56941	2328183
16213	Particle board/ densified wood etc.	6	4125886	72084	1050		71034	373960	3822960
17	PAPER AND PAPER PRODUCTS	45	3721199	654412	8250		646162	203151	4164210
170	Paper & paper products	45	3721199	654412	8250		646162	203151	4164210
1701	Pulp, paper & paperboard	15	458611	65627			65627	34740	489498
17013	Paper & paperboard	12	406966	65507			65507	32600	439873
17019	Others n.e.c.	3	51645	120			120	2140	49625
1702	Corrugated paper/ paperboard & containers	30	3262588	588785	8250		580535	168411	3674712
17021 &	Corrugated paper/ paperboard containers								
17022	Sacks, bags & similar articles of paper	30	3262588	588785	8250		580535	168411	3674712
18	PRINTING/REPRODUCTION OF RECORDED MEDIA	27	215333	58249			58249		273582
181	Printing	27	215333	58249			58249		273582
1811	Printing	27	215333	58249			58249		273582
18112	Printing of books, brochures, maps etc	25	202033	58249			58249		260282
18114	Printing of diaries & calendars etc	2	13300						13300
19	COKE AND REFINED PETROLEUM PRODUCTS	2	32854	775			775		33629
192	Refined petroleum products	2	32854	775			775		33629
1920	Refined petroleum products	2	32854	775			775		33629
19203	Oil-based lubricating oils or greases	2	32854	775			775		33629
20	CHEMICALS AND CHEMICAL PRODUCTS	70	3426561	968657	3698		964959	145355	4246164
201	Basic chemicals, fertilizers etc.	26	1508058	780567	830		779737	80707	2207088
2011	Basic chemicals	15	931672	775329	412		774917	26242	1680347
20111 &	Inorganic industrial/ medical gases								
20112	Dyes & pigments in basic form	3	813304	775329	412		774917	23155	1565066
20113	Manufacture of inorganic acids & bases	5	59912					3087	56825
20115	Basic organic chemicals	7	58456						58456
2013	Plastics & synthetic rubber	11	576386	5238	418		4820	54465	526741
20131	Plastics in primary forms	11	576386	5238	418		4820	54465	526741
202	Other chemical products	44	1918503	188089	2868		185222	64648	2039076
2022	Paints, varnishes & printing ink etc.	3	42357	518			518		42875
20221 &	Paints & varnishes etc								
20227	Printing ink	3	42357	518			518		42875
2023	Soap, perfumes & toilet preparations	20	230890	59624	775		58849	6666	283073
20232	Soap	6	137170	57124			57124	5487	188807
20234	Detergent, dish-washing preparation etc	9	80233	1660	775		885	1146	79972
20236	Perfumes & toilet preparations	5	13487	840			840	33	14294
2029	Other chemical products n.e.c.	21	1645256	127948	2093		125855	57983	1713128
20291 &	Propellant powders/ explosives								
20292	Gelatine/ glues & prepared adhesives	3	581143	31416	737		30679	21101	590722
20298	Matches	15	955729	96325	1356		94969	31621	1019077
20299	Others n.e.c.	3	108383	207			207	5261	103329
21	BASIC PHARMACEUTICAL PRODUCTS	63	5393732	773740	36581		737158	407224	5723667
210	Pharmaceuticals	63	5393732	773740	36581		737158	407224	5723667
2100	Pharmaceuticals	63	5393732	773740	36581		737158	407224	5723667
21001	Medicinal active substances	59	4111475	697928	36581		661346	332834	4439988
21003	Medicaments/ homeopathic preparations	4	1282257	75812			75812	74390	1283679
22	RUBBER AND PLASTICS PRODUCTS	83	5851803	390743	10304		380439	286226	5946017
221	Rubber products	2	47142					5943	41199
2211 &	Rubber tyres & tubes								
2219	Other rubber products	2	47142					5943	41199
22111 &	Rubber tyres								
22191	Other products of rubber	2	47142					5943	41199
222	Plastics products	81	5804661	390743	10304		380439	280283	5904818
2220	Plastics products	81	5804661	390743	10304		380439	280283	5904818
22201	Plastic products for packing of goods	47	5212543	350757	10304		340453	255946	5297049
22202	Builders' plastics ware	20	392156	36657			36657	24087	404726
22203	Plastic tableware, kitchenware etc	5	81331	660			660	167	81825
22209	Other diverse plastic products	9	118631	2670			2670	83	121218
23	OTHER NON-METALLIC MINERAL PRODUCTS	2145	72476387	4963747	128966	52	4834833	4861913	72449307
231	Glass & glass products	7	4077845	480685	12124		468561	393267	4153139
2310	Glass & glass products	7	4077845	480685	12124		468561	393267	4153139
23101	Flat glass/ glass paving blocks	4	4009644	475327	12124		463202	383813	4089033
23102	Glass mirror/ bottle/ drinking glass	3	68201	5359			5359	9454	64106
239	Non-metallic mineral products n.e.c.	2138	68398543	4483062	116842	52	4366272	4468647	68296168
2391 &	Refractory products								
2392	Clay building materials	538	4781420	208846	49395		159451	125218	4815653

TABLE - 4.0 A **FIXED ASSETS** **KP**

2015-16

Value in '000' Rs

Industry Code	Industrial Major Groups and Industry	No. of establishments	Value of fixed assets at the beginning of the year	Acquisition, addition, alteration & major improvements during year	Sales proceeds of fixed assets disposed off during year	Capital formation on own account	Gross Fixed Capital Formation (5+6-7+8)	Depreciation for fixed assets	Value of fixed assets at the end of the year
1	2	3	4	5	6	7	8	9	10
23912 &	Manufacture of refractory ceramic goods								
23921	Ceramic tiles, mosaic cubes etc.	3	966028	75382	49338		26043	66707	925364
23922	Non-refractory clay building materials	535	3815392	133464	57		133407	58511	3890288
2393 &	Other porcelain & ceramic products								
2394	Cement, lime & plaster	49	56050093	3791499	65785		3725714	4082635	55693173
23931 &	Ceramic tableware & domestic articles								
23941	Clinkers & hydraulic cement	6	55822994	3791499	65785		3725714	4082635	55466074
23943	Plasters of calcined gypsum/ sulphate	43	227099						227099
2395	Articles of concrete, cement & plaster	697	1559044	71255	41		71214	9504	1620755
23951 &	Precast concrete, cement or stone								
23952	Structural component of cement, concrete	697	1559044	71255	41		71214	9504	1620755
2396	Cutting, shaping & finishing of stone	848	5907144	376440		52	376491	246935	6036701
23961	Cutting, shaping & finishing of stone	848	5907144	376440		52	376491	246935	6036701
2399	Other non-metallic mineral products	6	100841	35023	1621		33402	4356	129887
23991 &	Millstones/abrasive products and polishing								
23995	Articles of asphalt etc	6	100841	35023	1621		33402	4356	129887
24	BASIC METALS	41	3234876	470282	1590		468692	172713	3530856
241 &	Basic iron & steel								
242	Basic precious & non-ferrous metals	41	3234876	470282	1590		468692	172713	3530856
2410 &	Basic iron & steel								
2420	Basic precious & non-ferrous metals	41	3234876	470282	1590		468692	172713	3530856
24104	Remelting of scrap ingot of iron/ steel	12	205864	38250	300		37950	9904	233910
24106	Hot/cold-rolled products of steel	24	2973124	427944	1290		426654	158013	3241766
24108 &	Welded tubes & pipes of steel								
24202	Aluminium & alloys	5	55888	4088			4088	4796	55180
25	FABRICATED METAL PRODUCTS	60	444171	32536			32536	19045	457662
251	Structural metal products etc	13	58772	758			758	2	59528
2511	Structural metal products	13	58772	758			758	2	59528
25112 &	Metal door, window, shutter, gates etc								
25119	Others n.e.c.	13	58772	758			758	2	59528
252	Weapons & ammunition	35	243063	27732			27732	4078	266717
2520	Weapons & ammunition	35	243063	27732			27732	4078	266717
25202	Small arms	35	243063	27732			27732	4078	266717
259	Other fabricated metal products	12	142336	4046			4046	14965	131418
2593 &	Cutlery, h& tools & general hardware								
2599	Other fabricated metal products n.e.c.	12	142336	4046			4046	14965	131418
25932 &	Knives, h& tools, saw blades etc								
25991	Cans, drums, buckets, boxes, tins etc	9	17886	229			229		18115
25994	Metal household articles	3	124451	3818			3818	14965	113303
26	COMPUTER, ELECTRONIC AND OPTICAL PRODUCTS	2	1788040	324933	308		324624	164346	1948319
263	Communication equipment	2	1788040	324933	308		324624	164346	1948319
2630	Communication equipment	2	1788040	324933	308		324624	164346	1948319
26301	Telephones pbx, facsimile equipment etc	2	1788040	324933	308		324624	164346	1948319
27	ELECTRICAL EQUIPMENT	21	2504570	26790	171665		-144876	318293	2041401
271 &	Electric motor, generator, transformer								
272	Batteries & accumulators	3	1419348	5092			5092	299527	1124913
2710 &	Electric motors, generators, transformers etc.								
2720	Batteries & accumulators	3	1419348	5092			5092	299527	1124913
27101 &	Electric transformers								
27203	Lead acid/ lithium/ dry/ wet batteries	3	1419348	5092			5092	299527	1124913
273	Wiring & wiring devices	6	320007	214			214	8658	311563
2732	Other electric wires & cables	6	320007	214			214	8658	311563
27320	Insulated wire & cable	6	320007	214			214	8658	311563
274	Electric lighting equipment	5	747478	12233	171665		-159433	10107	577938
2740	Electric lighting equipment	5	747478	12233	171665		-159433	10107	577938
27401	Lamps, bulbs, ch&eliers,lanterns etc.	5	747478	12233	171665		-159433	10107	577938
275	Domestic appliances	7	17736	9251			9251		26988
2750	Domestic appliances	7	17736	9251			9251		26988
27501	Domestic electric appliances	5	9451	9251			9251		18703
27503	Domestic non-electric cooking equipment	2	8285						8285
28	MACHINERY AND EQUIPMENT N.E.C.	5	434110	47252	9331		37921	14869	457163
281	General-purpose machinery	3	415046	13059	9331		3728	5626	413149
2813	Other pumps, compressors, taps & valves	3	415046	13059	9331		3728	5626	413149
28132	Pumps for liquids	3	415046	13059	9331		3728	5626	413149
282	Special-purpose machinery	2	19064	34193			34193	9243	44014
2822 &	Metal-forming machinery & machine tools								
2824	Mining/ quarrying/ construction machinery	2	19064	34193			34193	9243	44014
28223 &	Stamping or pressing machine tools								
28242	Boring, cutting & tunnelling machinery	2	19064	34193			34193	9243	44014

TABLE - 4.0 A **FIXED ASSETS** **KP**

2015-16

Value in '000' Rs

Industry Code	Industrial Major Groups and Industry	No. of establishments	Value of fixed assets at the beginning of the year	Acquisition, addition, alteration & major improvements during year	Sales proceeds of fixed assets disposed off during year	Capital formation on own account	Gross Fixed Capital Formation (5+6-7+8)	Depreciation for fixed assets	Value of fixed assets at the end of the year
1	2	3	4	5	6	7	8	9	10
29	MOTOR VEHICLES, TRAILERS AND SEMI	4	78075	90			90	303	77862
291 &	Motor vehicles								
293	Parts & accessories for motor vehicles	4	78075	90			90	303	77862
2910 &	Motor vehicles								
2930	Parts & accessories for motor vehicles	4	78075	90			90	303	77862
29101 &	Passenger cars, commercial busses etc.								
29103 &	Other motor vehicles								
29301	Parts & accessories for motor vehicles	4	78075	90			90	303	77862
30	OTHER TRANSPORT EQUIPMENT	3	93341	935			935		94276
302 &	Railway locomotives & rolling stock								
309	Transport equipment n.e.c.	3	93341	935			935		94276
3020 &	Railway locomotives & rolling stock								
3091	Motorcycles	3	93341	935			935		94276
30202 &	Railway or tramway coaches services etc.								
30911	Motorcycles, engines for motorcycles	3	93341	935			935		94276
31	FURNITURE	360	1015205	64129	2770		61360	6466	1070099
310	Furniture	360	1015205	64129	2770		61360	6466	1070099
3100	Furniture	360	1015205	64129	2770		61360	6466	1070099
31001 &	Furniture & fixtures.								
31002	Furniture for shops/churches, schools, restaurants	118	401436	50628	1870		48759	1631	448564
31003	manufacture of office furniture	5	25630					331	25299
31004	Furniture for kitchen bedrooms etc.	237	588139	13501	900		12601	4504	596236
32	OTHER MANUFACTURING	3	35574	1063			1063	2445	34192
324 &	Games & toys								
325	Medical & dental instruments & supplies	3	35574	1063			1063	2445	34192
3240 &	Games & toys								
3250	Medical & dental instruments & supplies	3	35574	1063			1063	2445	34192
32401 &	Dolls, toy animals etc.								
32509	Others n.e.c.	3	35574	1063			1063	2445	34192

TABLE - 4.0 B **FIXED ASSETS (DETAIL)** **KP**

2015-16

Value in '000' Rs

Industry Code	Industrial Major Groups and Industry	No. of establishments	Dwellings, other buildings and structures			
			Acquisition, addition, alteration & major improvements during year	Sales proceeds of fixed assets disposed off during year	Capital formation on own account	Gross Fixed Capital Formation
1	2	3	4	5	6	7
C	**ALL INDUSTIRES**	**3357**	**1631560**	**5225**	**191**	**1626526**
10	FOOD PRODUCTS	309	137232	4738	191	132685
101 &	Processing & preserving of meat					
103	Processing of fruit/ vegetables	4	1490			1490
1010 &	Processing & preserving of meat					
1030	Processing/ preserving of fruit/ vegetables	4	1490			1490
10104 &	Meat products					
10305	Jams, jellies & marmalades	4	1490			1490
104	Vegetable & animal oils/ fats	17	75556			75556
1040	Vegetable & animal oils & fats	17	75556			75556
10401	Crude / refined vegetable oils	17	75556			75556
105	Dairy products	48	81			81
1050	Dairy products	48	81			81
10506	Ice cream & other edible ice.	48	81			81
106	Grain mill products, starches etc	199	12901	4738	191	8354
1061	Grain mill products	199	12901	4738	191	8354
10611	Grain milling.	188	12312	4738	191	7765
10612 &	Rice milling.					
10613	Vegetable milling	11	589			589
107	Other food products	41	47204			47204
1071	Bakery products	25	1335			1335
10711 &	Bread & rolls					
10712	Pastry, cakes, pies etc.	4				
10713	Rusks, biscuits & bakery products	15	1275			1275
10719	Others n.e.c.	6	60			60
1072	Sugar	3				
10721	Sugar & sugar substitutes	3				
1073	Chocolate & sugar confectionery	5	45170			45170
10732	Chocolate & sugar confectionery	3	45170			45170
10733	Chewing gum	2				
1079	Other food products n.e.c.	8	699			699
10792	Blending of tea & mate	2				
10796	Spices, sauces & condiments	2	669			669
10799	Others n.e.c.	4	30			30
11	BEVERAGES	11	612			612
110	Beverages	11	612			612
1104	Soft drinks, mineral waters etc	11	612			612
11041	Non-alcoholic beverages	3				
11042	Natural mineral waters/ bottled waters	4				
11043	Soft drinks like lemonade, cola etc.	4	612			612
12	TOBACCO PRODUCTS	9	322241	423		321818
120	Tobacco products	9	322241	423		321818
1200	Tobacco products	9	322241	423		321818
12001	Tobacco products & substitutes etc.	9	322241	423		321818
13	TEXTILES	39	189805			189805
131	Spinning, weaving, finishing of textile	33	184325			184325
1311	Spinning of textile fibres	21	177612			177612
13112	Spinning of yarn or thread	21	177612			177612
1312	Weaving of textiles	12	6713			6713
13121	Broad woven fabrics	12	6713			6713
139	Other textiles	6	5480			5480
1393 &	Carpets & rugs					
1394	Cordage, rope, twine & netting	6	5480			5480
13930 &	Floor coverings like carpets, rugs etc.					
13942	Knotted netting of twine, cordage/ rope	6	5480			5480
14	WEARING APPAREL	2	40			40
141	Wearing apparel	2	40			40
1410	Wearing apparel	2	40			40
14103 &	Underwear/ nightwear					
14105	Other clothing accessories	2	40			40
15	LEATHER PRODUCTS	40	6296			6296
151 &	Tanning of leather & leather products					
152	Footwear	40	6296			6296
1511 &	Tanning & dressing of leather					
1520	Footwear	40	6296			6296
15111 &	Tanning/ dressing of hides & skins					
15201	Footwear	40	6296			6296

TABLE - 4.0 B **FIXED ASSETS (DETAIL)** **KP**

2015-16

Value in '000' Rs

Machinery and Equipment				Intellectual Property Products				Total				
Acquisition, addition, alteration & major improvements during year	Sales proceeds of fixed assets disposed off during year	Capital formation on own account	Gross Fixed Capital Formation	Acquisition, addition, alteration & major improvements during year	Sales proceeds of fixed assets disposed off during year	Capital formation on own account	Gross Fixed Capital Formation	Acquisition, addition, alteration & major improvements during year	Sales proceeds of fixed assets disposed off during year	Capital formation on own account	Gross Fixed Capital Formation	Industry Code
8	9	10	11	12	13	14	15	16	17	18	19	1
15433930	**618432**	**52**	**14815549**	**1512**	**95**		**1417**	**17067002**	**623753**	**243**	**16443492**	**C**
2651594	75394		2576200	10	95		-86	2788835	80227	191	2708799	10
1104			1104					2594			2594	101 & 103
1104			1104					2594			2594	1010 & 1030
1104			1104					2594			2594	10104 & 10305
212491	32025		180466					288047	32025		256022	104
212491	32025		180466					288047	32025		256022	1040
212491	32025		180466					288047	32025		256022	10401
189			189					270			270	105
189			189					270			270	1050
189			189					270			270	10506
91588	15722		75865	10	95		-86	104498	20556	191	84133	106
91588	15722		75865	10	95		-86	104498	20556	191	84133	1061
91485	15722		75762	10	95		-86	103806	20556	191	83441	10611
103			103					692			692	10612 & 10613
2346222	27646		2318576					2393426	27646		2365780	107
666			666					2001			2001	1071
10			10					10			10	10711 & 10712
486			486					1761			1761	10713
170			170					230			230	10719
2022600			2022600					2022600			2022600	1072
2022600			2022600					2022600			2022600	10721
319505	27646		291859					364675	27646		337029	1073
319505	27646		291859					364675	27646		337029	10732
3451			3451					4150			4150	10733 1079
1185			1185					1854			1854	10792 10796
2266			2266					2296			2296	10799
179099	46926		132173					179711	46926		132785	11
179099	46926		132173					179711	46926		132785	110
179099	46926		132173					179711	46926		132785	1104
23135	4334		18801					23135	4334		18801	11041
155964	42592		113372					156576	42592		113984	11042 11043
2933920	76581		2857339					3256161	77004		3179157	12
2933920	76581		2857339					3256161	77004		3179157	120
2933920	76581		2857339					3256161	77004		3179157	1200
2933920	76581		2857339					3256161	77004		3179157	12001
1713505	45083		1668423					1903310	45083		1858228	13
1680611	45083		1635529					1864936	45083		1819854	131
1532833	45083		1487751					1710445	45083		1665363	1311
1532833	45083		1487751					1710445	45083		1665363	13112
147778			147778					154491			154491	1312
147778			147778					154491			154491	13121
32894			32894					38374			38374	139
32894			32894					38374			38374	1393 & 1394
32894			32894					38374			38374	13930 & 13942
35			35					75			75	14
35			35					75			75	141
35			35					75			75	1410
35			35					75			75	14103 & 14105
29859			29859					36155			36155	15
29859			29859					36155			36155	151 & 152
29859			29859					36155			36155	1511 & 1520
29859			29859					36155			36155	15111 & 15201

TABLE - 4.0 B **FIXED ASSETS (DETAIL)** **KP**

2015-16

Value in '000' Rs

Industry Code	Industrial Major Groups and Industry	No. of establishments	Dwellings, other buildings and structures			
			Acquisition, addition, alteration & major improvements during year	Sales proceeds of fixed assets disposed off during year	Capital formation on own account	Gross Fixed Capital Formation
1	2	3	4	5	6	7
16	WOOD AND WOOD PRODUCTS	13	12089			12089
162	Products of wood, cork, straw etc.	13	12089			12089
1621	Veneer sheets & wood-based panels	13	12089			12089
16212	Plywood/ veneer panel/ laminated sheets	7	12089			12089
16213	Particle board/ densified wood etc.	6				
17	PAPER AND PAPER PRODUCTS	45	107019			107019
170	Paper & paper products	45	107019			107019
1701	Pulp, paper & paperboard	15	18610			18610
17013	Paper & paperboard	12	18610			18610
17019	Others n.e.c.	3				
1702	Corrugated paper/ paperboard & containers	30	88409			88409
17021 &	Corrugated paper/ paperboard containers					
17022	Sacks, bags & similar articles of paper	30	88409			88409
18	PRINTING/REPRODUCTION OF RECORDED MEDIA	27	8045			8045
181	Printing	27	8045			8045
1811	Printing	27	8045			8045
18112	Printing of books, brochures, maps etc	25	8045			8045
18114	Printing of diaries & calendars etc	2				
19	COKE AND REFINED PETROLEUM PRODUCTS	2	116			116
192	Refined petroleum products	2	116			116
1920	Refined petroleum products	2	116			116
19203	Oil-based lubricating oils or greases	2	116			116
20	CHEMICALS AND CHEMICAL PRODUCTS	70	12541			12541
201	Basic chemicals, fertilizers etc.	26	6053			6053
2011	Basic chemicals	15	6017			6017
20111 &	Inorganic industrial/ medical gases					
20112	Dyes & pigments in basic form	3	6017			6017
20113	Manufacture of inorganic acids & bases	5				
20115	Basic organic chemicals	7				
2013	Plastics & synthetic rubber	11	36			36
20131	Plastics in primary forms	11	36			36
202	Other chemical products	44	6488			6488
2022	Paints, varnishes & printing ink etc.	3	518			518
20221 &	Paints & varnishes etc					
20227	Printing ink	3	518			518
2023	Soap, perfumes & toilet preparations	20	3285			3285
20232	Soap	6	3015			3015
20234	Detergent, dish-washing preparation etc	9	270			270
20236	Perfumes & toilet preparations	5				
2029	Other chemical products n.e.c.	21	2685			2685
20291 &	Propellant powders/ explosives					
20292	Gelatine/ glues & prepared adhesives	3	2525			2525
20298	Matches	15	160			160
20299	Others n.e.c.	3				
21	BASIC PHARMACEUTICAL PRODUCTS	63	48805			48805
210	Pharmaceuticals	63	48805			48805
2100	Pharmaceuticals	63	48805			48805
21001	Medicinal active substances	59	37685			37685
21003	Medicaments/ homeopathic preparations	4	11120			11120
22	RUBBER AND PLASTICS PRODUCTS	83	33700			33700
221	Rubber products	2				
2211 &	Rubber tyres & tubes					
2219	Other rubber products	2				
22111 &	Rubber tyres					
22191	Other products of rubber	2				
222	Plastics products	81	33700			33700
2220	Plastics products	81	33700			33700
22201	Plastic products for packing of goods	47	22192			22192
22202	Builders' plastics ware	20	8715			8715
22203	Plastic tableware, kitchenware etc	5	498			498
22209	Other diverse plastic products	9	2296			2296
23	OTHER NON-METALLIC MINERAL PRODUCTS	2145	710352			710352
231	Glass & glass products	7	20576			20576
2310	Glass & glass products	7	20576			20576
23101	Flat glass/ glass paving blocks	4	20576			20576
23102	Glass mirror/ bottle/ drinking glass	3				
239	Non-metallic mineral products n.e.c.	2138	689777			689777
2391 &	Refractory products					
2392	Clay building materials	538	53886			53886

TABLE - 4.0 B **FIXED ASSETS (DETAIL)** **KP**

2015-16

Value in '000' Rs

Machinery and Equipment				Intellectual Property Products				Total				
Acquisition, addition, alteration & major improvements during year	Sales proceeds of fixed assets disposed off during year	Capital formation on own account	Gross Fixed Capital Formation	Acquisition, addition, alteration & major improvements during year	Sales proceeds of fixed assets disposed off during year	Capital formation on own account	Gross Fixed Capital Formation	Acquisition, addition, alteration & major improvements during year	Sales proceeds of fixed assets disposed off during year	Capital formation on own account	Gross Fixed Capital Formation	Industry Code
8	9	10	11	12	13	14	15	16	17	18	19	1
112331	1050		111281					124421	1050		123371	16
112331	1050		111281					124421	1050		123371	162
112331	1050		111281					124421	1050		123371	1621
40247			40247					52337			52337	16212
72084	1050		71034					72084	1050		71034	16213
547393	8250		539143					654412	8250		646162	17
547393	8250		539143					654412	8250		646162	170
47017			47017					65627			65627	1701
46897			46897					65507			65507	17013
120			120					120			120	17019
500376	8250		492126					588785	8250		580535	1702
500376	8250		492126					588785	8250		580535	17021 & 17022
50204			50204					58249			58249	18
50204			50204					58249			58249	181
50204			50204					58249			58249	1811
50204			50204					58249			58249	18112
												18114
659			659					775			775	19
659			659					775			775	192
659			659					775			775	1920
659			659					775			775	19203
956022	3698		952325	93			93	968657	3698		964959	20
774514	830		773684					780567	830		779737	201
769312	412		768900					775329	412		774917	2011
769312	412		768900					775329	412		774917	20111 & 20112
												20113
												20115
5202	418		4784					5238	418		4820	2013
5202	418		4784					5238	418		4820	20131
181508	2868		178641	93			93	188089	2868		185222	202
								518			518	2022
								518			518	20221 & 20227
56339	775		55564					59624	775		58849	2023
54109			54109					57124			57124	20232
1390	775		615					1660	775		885	20234
840			840					840			840	20236
125169	2093		123077	93			93	127948	2093		125855	2029
28891	737		28154					31416	737		30679	20291 & 20292
96071	1356		94716	93			93	96325	1356		94969	20298
207			207					207			207	20299
724332	36581		687751	603			603	773740	36581		737158	21
724332	36581		687751	603			603	773740	36581		737158	210
724332	36581		687751	603			603	773740	36581		737158	2100
660082	36581		623501	161			161	697928	36581		661346	21001
64250			64250	442			442	75812			75812	21003
357043	10304		346739					390743	10304		380439	22
												221
												2211 & 2219
												22111 & 22191
357043	10304		346739					390743	10304		380439	222
357043	10304		346739					390743	10304		380439	2220
328565	10304		318261					350757	10304		340453	22201
27942			27942					36657			36657	22202
162			162					660			660	22203
374			374					2670			2670	22209
4253395	128966	52	4124481					4963747	128966	52	4834833	23
460110	12124		447985					480685	12124		468561	231
460110	12124		447985					480685	12124		468561	2310
454751	12124		442627					475327	12124		463202	23101
5359			5359					5359			5359	23102
3793285	116842	52	3676496					4483062	116842	52	4366272	239
154960	49395		105565					208846	49395		159451	2391 & 2392

TABLE - 4.0 B **FIXED ASSETS (DETAIL)** **KP**

2015-16

Value in '000' Rs

Industry Code	Industrial Major Groups and Industry	No. of establishments	Dwellings, other buildings and structures			
			Acquisition, addition, alteration & major improvements during year	Sales proceeds of fixed assets disposed off during year	Capital formation on own account	Gross Fixed Capital Formation
1	2	3	4	5	6	7
23912 &	Manufacture of refractory ceramic goods					
23921	Ceramic tiles, mosaic cubes etc.	3				
23922	Non-refractory clay building materials	535	53886			53886
2393 &	Other porcelain & ceramic products					
2394	Cement, lime & plaster	49	465499			465499
23931 &	Ceramic tableware & domestic articles					
23941	Clinkers & hydraulic cement	6	465499			465499
23943	Plasters of calcined gypsum/ sulphate	43				
2395	Articles of concrete, cement & plaster	697	49207			49207
23951 &	Precast concrete, cement or stone					
23952	Structural component of cement, concrete	697	49207			49207
2396	Cutting, shaping & finishing of stone	848	120675			120675
23961	Cutting, shaping & finishing of stone	848	120675			120675
2399	Other non-metallic mineral products	6	509			509
23991 &	Millstones/abrasive products and polishing					
23995	Articles of asphalt etc	6	509			509
24	BASIC METALS	41	15817	64		15753
241 &	Basic iron & steel					
242	Basic precious & non-ferrous metals	41	15817	64		15753
2410 &	Basic iron & steel					
2420	Basic precious & non-ferrous metals	41	15817	64		15753
24104	Remelting of scrap ingot of iron/ steel	12	5633			5633
24106	Hot/cold-rolled products of steel	24	10114	64		10050
24108 &	Welded tubes & pipes of steel					
24202	Aluminium & alloys	5	70			70
25	FABRICATED METAL PRODUCTS	60	3034			3034
251	Structural metal products etc	13	107			107
2511	Structural metal products	13	107			107
25112 &	Metal door, window, shutter, gates etc					
25119	Others n.e.c.	13	107			107
252	Weapons & ammunition	35	267			267
2520	Weapons & ammunition	35	267			267
25202	Small arms	35	267			267
259	Other fabricated metal products	12	2659			2659
2593 &	Cutlery, h& tools & general hardware					
2599	Other fabricated metal products n.e.c.	12	2659			2659
25932 &	Knives, h& tools, saw blades etc					
25991	Cans, drums, buckets, boxes, tins etc	9	114			114
25994	Metal household articles	3	2545			2545
26	COMPUTER, ELECTRONIC AND OPTICAL PRODUCTS	2	5438			5438
263	Communication equipment	2	5438			5438
2630	Communication equipment	2	5438			5438
26301	Telephones pbx, facsimile equipment etc	2	5438			5438
27	ELECTRICAL EQUIPMENT	21	9245			9245
271 &	Electric motor, generator, transformer					
272	Batteries & accumulators	3				
2710 &	Electric motors, generators, transformers etc.					
2720	Batteries & accumulators	3				
27101 &	Electric transformers					
27203	Lead acid/ lithium/ dry/ wet batteries	3				
273	Wiring & wiring devices	6				
2732	Other electric wires & cables	6				
27320	Insulated wire & cable	6				
274	Electric lighting equipment	5				
2740	Electric lighting equipment	5				
27401	Lamps, bulbs, ch&eliers,lanterns etc.	5				
275	Domestic appliances	7	9245			9245
2750	Domestic appliances	7	9245			9245
27501	Domestic electric appliances	5	9245			9245
27503	Domestic non-electric cooking equipment	2				
28	MACHINERY AND EQUIPMENT N.E.C.	5	5520			5520
281	General-purpose machinery	3	5520			5520
2813	Other pumps, compressors, taps & valves	3	5520			5520
28132	Pumps for liquids	3	5520			5520
282	Special-purpose machinery	2				
2822 &	Metal-forming machinery & machine tools					
2824	Mining/ quarrying/ construction machinery	2				
28223 &	Stamping or pressing machine tools					
28242	Boring, cutting & tunnelling machinery	2				

TABLE - 4.0 B **FIXED ASSETS (DETAIL)** **KP**

2015-16

Value in '000' Rs

Machinery and Equipment				Intellectual Property Products				Total				
Acquisition, addition, alteration & major improvements during year	Sales proceeds of fixed assets disposed off during year	Capital formation on own account	Gross Fixed Capital Formation	Acquisition, addition, alteration & major improvements during year	Sales proceeds of fixed assets disposed off during year	Capital formation on own account	Gross Fixed Capital Formation	Acquisition, addition, alteration & major improvements during year	Sales proceeds of fixed assets disposed off during year	Capital formation on own account	Gross Fixed Capital Formation	Industry Code
8	9	10	11	12	13	14	15	16	17	18	19	1
												23912 &
75382	49338		26043					75382	49338		26043	23921
79578	57		79522					133464	57		133407	23922
												2393 &
3326000	65785		3260215					3791499	65785		3725714	2394
												23931 &
3326000	65785		3260215					3791499	65785		3725714	23941
												23943
22047	41		22007					71255	41		71214	2395
												23951 &
22047	41		22007					71255	41		71214	23952
255764		52	255816					376440		52	376491	2396
255764		52	255816					376440		52	376491	23961
34514	1621		32893					35023	1621		33402	2399
												23991 &
34514	1621		32893					35023	1621		33402	23995
454464	1525		452939					470282	1590		468692	24
												241 &
454464	1525		452939					470282	1590		468692	242
												2410 &
454464	1525		452939					470282	1590		468692	2420
32617	300		32317					38250	300		37950	24104
417829	1225		416604					427944	1290		426654	24106
												24108 &
4018			4018					4088			4088	24202
28696			28696	806			806	32536			32536	25
651			651					758			758	251
651			651					758			758	2511
												25112 &
651			651					758			758	25119
26658			26658	806			806	27732			27732	252
26658			26658	806			806	27732			27732	2520
26658			26658	806			806	27732			27732	25202
1387			1387					4046			4046	259
												2593 &
1387			1387					4046			4046	2599
												25932 &
114			114					229			229	25991
1273			1273					3818			3818	25994
319494	308		319186					324933	308		324624	26
319494	308		319186					324933	308		324624	263
319494	308		319186					324933	308		324624	2630
319494	308		319186					324933	308		324624	26301
17545	171665		-154121					26790	171665		-144876	27
												271 &
5092			5092					5092			5092	272
												2710 &
5092			5092					5092			5092	2720
												27101 &
5092			5092					5092			5092	27203
214			214					214			214	273
214			214					214			214	2732
214			214					214			214	27320
12233	171665		-159433					12233	171665		-159433	274
12233	171665		-159433					12233	171665		-159433	2740
12233	171665		-159433					12233	171665		-159433	27401
6			6					9251			9251	275
6			6					9251			9251	2750
6			6					9251			9251	27501
												27503
41732	9331		32401					47252	9331		37921	28
7539	9331		-1792					13059	9331		3728	281
7539	9331		-1792					13059	9331		3728	2813
7539	9331		-1792					13059	9331		3728	28132
34193			34193					34193			34193	282
												2822 &
34193			34193					34193			34193	2824
												28223 &
34193			34193					34193			34193	28242

TABLE - 4.0 B **FIXED ASSETS (DETAIL)** **KP**

2015-16

Value in '000' Rs

Industry Code	Industrial Major Groups and Industry	No. of establishments	Dwellings, other buildings and structures			
			Acquisition, addition, alteration & major improvements during year	Sales proceeds of fixed assets disposed off during year	Capital formation on own account	Gross Fixed Capital Formation
1	2	3	4	5	6	7
29	MOTOR VEHICLES, TRAILERS AND SEMI	4	60			60
291 &	Motor vehicles					
293	Parts & accessories for motor vehicles	4	60			60
2910 &	Motor vehicles					
2930	Parts & accessories for motor vehicles	4	60			60
29101 &	Passenger cars, commercial busses etc.					
29103 &	Other motor vehicles					
29301	Parts & accessories for motor vehicles	4	60			60
30	OTHER TRANSPORT EQUIPMENT	3	52			52
302 &	Railway locomotives & rolling stock					
309	Transport equipment n.e.c.	3	52			52
3020 &	Railway locomotives & rolling stock					
3091	Motorcycles	3	52			52
30202 &	Railway or tramway coaches services etc.					
30911	Motorcycles, engines for motorcycles	3	52			52
31	FURNITURE	360	3500			3500
310	Furniture	360	3500			3500
3100	Furniture	360	3500			3500
31001 &	Furniture & fixtures.					
31002	Furniture for shops/churches, schools, restaurants	118	2640			2640
31003	manufacture of office furniture	5				
31004	Furniture for kitchen bedrooms etc.	237	860			860
32	OTHER MANUFACTURING	3				
324 &	Games & toys					
325	Medical & dental instruments & supplies	3				
3240 &	Games & toys					
3250	Medical & dental instruments & supplies	3				
32401 &	Dolls, toy animals etc.					
32509	Others n.e.c.	3				

TABLE - 4.0 B **FIXED ASSETS (DETAIL)** **KP**

2015-16

Value in '000' Rs

Machinery and Equipment				Intellectual Property Products				Total				
Acquisition, addition, alteration & major improvements during year	Sales proceeds of fixed assets disposed off during year	Capital formation on own account	Gross Fixed Capital Formation	Acquisition, addition, alteration & major improvements during year	Sales proceeds of fixed assets disposed off during year	Capital formation on own account	Gross Fixed Capital Formation	Acquisition, addition, alteration & major improvements during year	Sales proceeds of fixed assets disposed off during year	Capital formation on own account	Gross Fixed Capital Formation	Industry Code
8	9	10	11	12	13	14	15	16	17	18	19	1
30			30					90			90	29
30			30					90			90	291 & 293
30			30					90			90	2910 & 2930
30			30					90			90	29101 & 29103 & 29301
883			883					935			935	30
883			883					935			935	302 & 309
883			883					935			935	3020 & 3091
883			883					935			935	30202 & 30911
60629	2770		57860					64129	2770		61360	31
60629	2770		57860					64129	2770		61360	310
60629	2770		57860					64129	2770		61360	3100
47988	1870		46119					50628	1870		48759	31001 & 31002
12641	900		11741					13501	900		12601	31003 31004
1063			1063					1063			1063	32
1063			1063					1063			1063	324 & 325
1063			1063					1063			1063	3240 & 3250
1063			1063					1063			1063	32401 & 32509

TABLE - 5.0 **INDUSTRIAL COST** **KP**

2015-16

Value in '000' Rs

Industry Code	Industrial Major Groups and Industry	No. of establishments	Total industrial cost Col (5+6+7- 8)	Raw material purchased	Cost of fuel, electricity & water consumed	Payments made for repair, maintenance, contract & commission	Changes in inventories of input materials
1	2	3	4	5	6	7	8
C	**ALL INDUSTIRES**	**3357**	**294909548**	**242185996**	**51287885**	**2925993**	**1490326**
10	FOOD PRODUCTS	309	75821078	72509965	3265583	403552	358022
101 &	Processing & preserving of meat						
103	Processing of fruit/ vegetables	4	22912	31704	9780	1757	20329
1010 &	Processing & preserving of meat						
1030	Processing/ preserving of fruit/ vegetables	4	22912	31704	9780	1757	20329
10104 &	Meat products						
10305	Jams, jellies & marmalades	4	22912	31704	9780	1757	20329
104	Vegetable & animal oils/ fats	17	28521625	27642686	1043708	46221	210990
1040	Vegetable & animal oils & fats	17	28521625	27642686	1043708	46221	210990
10401	Crude / refined vegetable oils	17	28521625	27642686	1043708	46221	210990
105	Dairy products	48	392849	157751	227753	5574	-1770
1050	Dairy products	48	392849	157751	227753	5574	-1770
10506	Ice cream & other edible ice.	48	392849	157751	227753	5574	-1770
106	Grain mill products, starches etc	199	34912555	33506423	1357516	122486	73870
1061	Grain mill products	199	34912555	33506423	1357516	122486	73870
10611	Grain milling.	188	34548535	33175642	1334963	108539	70609
10612 &	Rice milling.						
10613	Vegetable milling	11	364020	330781	22553	13947	3261
107	Other food products	41	11971137	11171401	626827	227514	54604
1071	Bakery products	25	583480	502791	79988	8246	7545
10711 &	Bread & rolls						
10712	Pastry, cakes, pies etc.	4	89587	65149	24588	50	200
10713	Rusks, biscuits & bakery products	15	416600	376865	38739	8096	7100
10719	Others n.e.c.	6	77293	60777	16661	100	245
1072	Sugar	3	10087963	9406681	471954	209328	
10721	Sugar & sugar substitutes	3	10087963	9406681	471954	209328	
1073	Chocolate & sugar confectionery	5	1182159	1140650	70981	8676	38148
10732	Chocolate & sugar confectionery	3	1107414	1053769	67215	8386	21956
10733	Chewing gum	2	74745	86881	3766	290	16192
1079	Other food products n.e.c.	8	117536	121279	3904	1264	8911
10792	Blending of tea & mate	2	36967	35586	488		-893
10796	Spices, sauces & condiments	2	40030	47508	1740	36	9254
10799	Others n.e.c.	4	40539	38185	1676	1228	550
11	BEVERAGES	11	6939410	6489694	185839	203447	-60429
110	Beverages	11	6939410	6489694	185839	203447	-60429
1104	Soft drinks, mineral waters etc	11	6939410	6489694	185839	203447	-60429
11041	Non-alcoholic beverages	3	577392	482501	22532	11930	-60429
11042	Natural mineral waters/ bottled waters	4	14829	10596	3111	1121	
11043	Soft drinks like lemonade, cola etc.	4	6347189	5996597	160196	190396	
12	TOBACCO PRODUCTS	9	16211924	14922300	479621	486730	-323273
120	Tobacco products	9	16211924	14922300	479621	486730	-323273
1200	Tobacco products	9	16211924	14922300	479621	486730	-323273
12001	Tobacco products & substitutes etc.	9	16211924	14922300	479621	486730	-323273
13	TEXTILES	39	41861993	35263016	6373907	515954	290884
131	Spinning, weaving, finishing of textile	33	41599012	35050673	6310865	511794	274321
1311	Spinning of textile fibres	21	38860867	32884804	5850912	461431	336281
13112	Spinning of yarn or thread	21	38860867	32884804	5850912	461431	336281
1312	Weaving of textiles	12	2738145	2165869	459953	50363	-61960
13121	Broad woven fabrics	12	2738145	2165869	459953	50363	-61960
139	Other textiles	6	262982	212343	63042	4160	16563
1393 &	Carpets & rugs						
1394	Cordage, rope, twine & netting	6	262982	212343	63042	4160	16563
13930 &	Floor coverings like carpets, rugs etc.						
13942	Knotted netting of twine, cordage/ rope	6	262982	212343	63042	4160	16563
14	WEARING APPAREL	2	43551	23601	5708	600	-13642
141	Wearing apparel	2	43551	23601	5708	600	-13642
1410	Wearing apparel	2	43551	23601	5708	600	-13642
14103 &	Underwear/ nightwear						
14105	Other clothing accessories	2	43551	23601	5708	600	-13642
15	LEATHER PRODUCTS	40	423789	363450	60458	3150	3269
151 &	Tanning of leather & leather products						
152	Footwear	40	423789	363450	60458	3150	3269
1511 &	Tanning & dressing of leather						
1520	Footwear	40	423789	363450	60458	3150	3269
15111 &	Tanning/ dressing of hides & skins						
15201	Footwear	40	423789	363450	60458	3150	3269

TABLE - 5.0 **INDUSTRIAL COST** **KP**

2015-16

Value in '000' Rs

Industry Code	Industrial Major Groups and Industry	No. of establishments	Total industrial cost Col (5+6+7- 8)	Raw material purchased	Cost of fuel, electricity & water consumed	Payments made for repair, maintenance, contract & commission	Changes in inventories of input materials
1	2	3	4	5	6	7	8
16	WOOD AND WOOD PRODUCTS	13	6445001	6084772	804729	836	445335
162	Products of wood, cork, straw etc.	13	6445001	6084772	804729	836	445335
1621	Veneer sheets & wood-based panels	13	6445001	6084772	804729	836	445335
16212	Plywood/ veneer panel/ laminated sheets	7	2298843	2186618	46564	408	-65254
16213	Particle board/ densified wood etc.	6	4146158	3898154	758165	428	510589
17	PAPER AND PAPER PRODUCTS	45	9007959	8229773	1136062	15823	373700
170	Paper & paper products	45	9007959	8229773	1136062	15823	373700
1701	Pulp, paper & paperboard	15	1765314	863016	866722	8525	-27051
17013	Paper & paperboard	12	1743417	848268	862389	8383	-24377
17019	Others n.e.c.	3	21897	14748	4333	142	-2674
1702	Corrugated paper/ paperboard & containers	30	7242645	7366758	269340	7298	400751
17021 &	Corrugated paper/ paperboard containers						
17022	Sacks, bags & similar articles of paper	30	7242645	7366758	269340	7298	400751
18	PRINTING/REPRODUCTION OF RECORDED MEDIA	27	262528	225460	35230	1863	26
181	Printing	27	262528	225460	35230	1863	26
1811	Printing	27	262528	225460	35230	1863	26
18112	Printing of books, brochures, maps etc	25	259478	224810	32880	1813	26
18114	Printing of diaries & calendars etc	2	3050	650	2350	50	
19	COKE AND REFINED PETROLEUM PRODUCTS	2	38690	38275	415		
192	Refined petroleum products	2	38690	38275	415		
1920	Refined petroleum products	2	38690	38275	415		
19203	Oil-based lubricating oils or greases	2	38690	38275	415		
20	CHEMICALS AND CHEMICAL PRODUCTS	70	6043457	5445036	562202	40505	4286
201	Basic chemicals, fertilizers etc.	26	2291918	1994569	312691	12335	27676
2011	Basic chemicals	15	1347610	1085509	263969	11128	12996
20111 &	Inorganic industrial/ medical gases						
20112	Dyes & pigments in basic form	3	1023506	901070	141611	2745	21920
20113	Manufacture of inorganic acids & bases	5	73537	36554	36178	3256	2450
20115	Basic organic chemicals	7	250567	147885	86180	5127	-11374
2013	Plastics & synthetic rubber	11	944308	909060	48722	1207	14680
20131	Plastics in primary forms	11	944308	909060	48722	1207	14680
202	Other chemical products	44	3751539	3450468	249512	28170	-23390
2022	Paints, varnishes & printing ink etc.	3	39715	35910	2956	850	
20221 &	Paints & varnishes etc						
20227	Printing ink	3	39715	35910	2956	850	
2023	Soap, perfumes & toilet preparations	20	1262370	1153499	92099	13377	-3396
20232	Soap	6	517700	427881	78442	5648	-5729
20234	Detergent, dish-washing preparation etc	9	362713	351351	7833	3529	
20236	Perfumes & toilet preparations	5	381957	374267	5824	4200	2333
2029	Other chemical products n.e.c.	21	2449453	2261060	154457	13943	-19994
20291 &	Propellant powders/ explosives						
20292	Gelatine/ glues & prepared adhesives	3	706441	693661	8938	9852	6010
20298	Matches	15	1604770	1414748	134465	3890	-51667
20299	Others n.e.c.	3	138242	152651	11054	200	25663
21	BASIC PHARMACEUTICAL PRODUCTS	63	16797538	16548238	436001	134625	321325
210	Pharmaceuticals	63	16797538	16548238	436001	134625	321325
2100	Pharmaceuticals	63	16797538	16548238	436001	134625	321325
21001	Medicinal active substances	59	10923304	10726165	392166	76745	271771
21003	Medicaments/ homeopathic preparations	4	5874234	5822073	43835	57880	49554
22	RUBBER AND PLASTICS PRODUCTS	83	11816143	11417045	938257	53913	593072
221	Rubber products	2	153969	138572	10689		-4708
2211 &	Rubber tyres & tubes						
2219	Other rubber products	2	153969	138572	10689		-4708
22111 &	Rubber tyres						
22191	Other products of rubber	2	153969	138572	10689		-4708
222	Plastics products	81	11662174	11278473	927568	53913	597780
2220	Plastics products	81	11662174	11278473	927568	53913	597780
22201	Plastic products for packing of goods	47	10208508	9951231	751775	39870	534369
22202	Builders' plastics ware	20	929106	828775	152091	6361	58121
22203	Plastic tableware, kitchenware etc	5	274438	263539	11873	1840	2814
22209	Other diverse plastic products	9	250123	234928	11829	5842	2476
23	OTHER NON-METALLIC MINERAL PRODUCTS	2145	55304959	23825887	30995139	807116	323183
231	Glass & glass products	7	4207761	2499799	1867900	13592	173530
2310	Glass & glass products	7	4207761	2499799	1867900	13592	173530
23101	Flat glass/ glass paving blocks	4	3431697	1837595	1581675	13592	1166
23102	Glass mirror/ bottle/ drinking glass	3	776064	662203	286225		172364
239	Non-metallic mineral products n.e.c.	2138	51097197	21326088	29127238	793524	149653
2391 &	Refractory products						
2392	Clay building materials	538	6598919	1908726	4731508	20192	61507

TABLE - 5.0 **INDUSTRIAL COST** **KP**

2015-16

Value in '000' Rs

Industry Code	Industrial Major Groups and Industry	No. of establishments	Total industrial cost Col (5+6+7- 8)	Raw material purchased	Cost of fuel, electricity & water consumed	Payments made for repair, maintenance, contract & commission	Changes in inventories of input materials
1	2	3	4	5	6	7	8
23912 &	Manufacture of refractory ceramic goods						
23921	Ceramic tiles, mosaic cubes etc.	3	380571	211648	167725	8	-1189
23922	Non-refractory clay building materials	535	6218348	1697077	4563783	20184	62696
2393 &	Other porcelain & ceramic products						
2394	Cement, lime & plaster	49	32187249	9277254	22380281	543006	13292
23931 &	Ceramic tableware & domestic articles						
23941	Clinkers & hydraulic cement	6	31346347	8671643	22141629	543006	9931
23943	Plasters of calcined gypsum/ sulphate	43	840902	605611	238652		3361
2395	Articles of concrete, cement & plaster	697	4396637	4038016	377938	36475	55792
23951 &	Precast concrete, cement or stone						
23952	Structural component of cement, concrete	697	4396637	4038016	377938	36475	55792
2396	Cutting, shaping & finishing of stone	848	7762718	5998248	1599052	184489	19071
23961	Cutting, shaping & finishing of stone	848	7762718	5998248	1599052	184489	19071
2399	Other non-metallic mineral products	6	151675	103844	38459	9362	-10
23991 &	Millstones/abrasive products and polishing						
23995	Articles of asphalt etc	6	151675	103844	38459	9362	-10
24	BASIC METALS	41	31653692	26688012	5117535	82614	234469
241 &	Basic iron & steel						
242	Basic precious & non-ferrous metals	41	31653692	26688012	5117535	82614	234469
2410 &	Basic iron & steel						
2420	Basic precious & non-ferrous metals	41	31653692	26688012	5117535	82614	234469
24104	Remelting of scrap ingot of iron/ steel	12	5192167	3937163	1374562	6415	125973
24106	Hot/cold-rolled products of steel	24	26254475	22574775	3708860	75829	104989
24108 &	Welded tubes & pipes of steel						
24202	Aluminium & alloys	5	207050	176074	34113	370	3507
25	FABRICATED METAL PRODUCTS	60	1231628	1126125	147665	29063	71225
251	Structural metal products etc	13	207627	187541	19537	1871	1323
2511	Structural metal products	13	207627	187541	19537	1871	1323
25112 &	Metal door, window, shutter, gates etc						
25119	Others n.e.c.	13	207627	187541	19537	1871	1323
252	Weapons & ammunition	35	242729	191787	57358	242	6658
2520	Weapons & ammunition	35	242729	191787	57358	242	6658
25202	Small arms	35	242729	191787	57358	242	6658
259	Other fabricated metal products	12	781272	746797	70770	26950	63244
2593 &	Cutlery, h& tools & general hardware						
2599	Other fabricated metal products n.e.c.	12	781272	746797	70770	26950	63244
25932 &	Knives, h& tools, saw blades etc						
25991	Cans, drums, buckets, boxes, tins etc	9	77834	72372	6127	1500	2164
25994	Metal household articles	3	703438	674425	64643	25450	61080
26	COMPUTER, ELECTRONIC AND OPTICAL PRODUCTS	2	5291768	4381043	46023	63523	-801179
263	Communication equipment	2	5291768	4381043	46023	63523	-801179
2630	Communication equipment	2	5291768	4381043	46023	63523	-801179
26301	Telephones pbx, facsimile equipment etc	2	5291768	4381043	46023	63523	-801179
27	ELECTRICAL EQUIPMENT	21	4410230	3814500	206614	22616	-366500
271 &	Electric motor, generator, transformer						
272	Batteries & accumulators	3	2082278	2079710	57987	4191	59609
2710 &	Electric motors, generators, transformers etc.						
2720	Batteries & accumulators	3	2082278	2079710	57987	4191	59609
27101 &	Electric transformers						
27203	Lead acid/ lithium/ dry/ wet batteries	3	2082278	2079710	57987	4191	59609
273	Wiring & wiring devices	6	390699	352409	34809	3480	
2732	Other electric wires & cables	6	390699	352409	34809	3480	
27320	Insulated wire & cable	6	390699	352409	34809	3480	
274	Electric lighting equipment	5	1903408	1351485	110868	14945	-426109
2740	Electric lighting equipment	5	1903408	1351485	110868	14945	-426109
27401	Lamps, bulbs, ch&eliers,lanterns etc.	5	1903408	1351485	110868	14945	-426109
275	Domestic appliances	7	33845	30895	2950		
2750	Domestic appliances	7	33845	30895	2950		
27501	Domestic electric appliances	5	28235	26575	1660		
27503	Domestic non-electric cooking equipment	2	5610	4320	1290		
28	MACHINERY AND EQUIPMENT N.E.C.	5	1107039	1079495	13903	14077	435
281	General-purpose machinery	3	621782	610652	9282	1849	
2813	Other pumps, compressors, taps & valves	3	621782	610652	9282	1849	
28132	Pumps for liquids	3	621782	610652	9282	1849	
282	Special-purpose machinery	2	485257	468843	4621	12228	435
2822 &	Metal-forming machinery & machine tools						
2824	Mining/ quarrying/ construction machinery	2	485257	468843	4621	12228	435
28223 &	Stamping or pressing machine tools						
28242	Boring, cutting & tunnelling machinery	2	485257	468843	4621	12228	435

TABLE - 5.0 **INDUSTRIAL COST** **KP**

2015-16

Value in '000' Rs

Industry Code	Industrial Major Groups and Industry	No. of establishments	Total industrial cost Col (5+6+7- 8)	Raw material purchased	Cost of fuel, electricity & water consumed	Payments made for repair, maintenance, contract & commission	Changes in inventories of input materials
1	2	3	4	5	6	7	8
29	MOTOR VEHICLES, TRAILERS AND SEMI	4	548590	546120	3920	600	2050
291 &	Motor vehicles						
293	Parts & accessories for motor vehicles	4	548590	546120	3920	600	2050
2910 &	Motor vehicles						
2930	Parts & accessories for motor vehicles	4	548590	546120	3920	600	2050
29101 &	Passenger cars, commercial busses etc.						
29103 &	Other motor vehicles						
29301	Parts & accessories for motor vehicles	4	548590	546120	3920	600	2050
30	OTHER TRANSPORT EQUIPMENT	3	142544	87950	53996	598	
302 &	Railway locomotives & rolling stock						
309	Transport equipment n.e.c.	3	142544	87950	53996	598	
3020 &	Railway locomotives & rolling stock						
3091	Motorcycles	3	142544	87950	53996	598	
30202 &	Railway or tramway coaches services etc.						
30911	Motorcycles, engines for motorcycles	3	142544	87950	53996	598	
31	FURNITURE	360	3335467	2934174	392110	32419	23237
310	Furniture	360	3335467	2934174	392110	32419	23237
3100	Furniture	360	3335467	2934174	392110	32419	23237
31001 &	Furniture & fixtures.						
31002	Furniture for shops/churches, schools, restaurants	118	1862017	1576324	292587	6897	13792
31003	manufacture of office furniture	5	44290	39655	6039	96	1500
31004	Furniture for kitchen bedrooms etc.	237	1429160	1318195	93484	25426	7945
32	OTHER MANUFACTURING	3	170570	142064	26967	12369	10830
324 &	Games & toys						
325	Medical & dental instruments & supplies	3	170570	142064	26967	12369	10830
3240 &	Games & toys						
3250	Medical & dental instruments & supplies	3	170570	142064	26967	12369	10830
32401 &	Dolls, toy animals etc.						
32509	Others n.e.c.	3	170570	142064	26967	12369	10830

TABLE - 6.0 **NON-INDUSTRIAL COST** **KP**

2015-16

Value in '000' Rs

Industry Code	Industry Major Groups & Industries	No. of establishments	Total non-industrial costs (Col 5 to 13)	Payments for transport	Copyrights, royalties, etc.	Payments for postage, telephone, telegraph,, telex, fax, etc.	Printing and stationery costs	Legal and professional expenses	Payments made for advertisements	Travelling expenses	Other expenses
1	2	3	4	5	6	7	8	9	10	11	12
C	**ALL INDUSTIRES**	**3357**	**23448245**	**#########**	**748694**	**955792**	**196058**	**511817**	**3861248**	**1484624**	**11743629**
10	FOOD PRODUCTS	309	2130722	571487	273	38394	21560	46096	75795	67855	1309263
101 &	Processing & preserving of meat										
103	Processing of fruit/ vegetables	4	13974	364		416	105	30	714	853	11492
1010 &	Processing & preserving of meat										
1030	Processing/ preserving of fruit/ vegetables	4	13974	364		416	105	30	714	853	11492
10104 &	Meat products										
10305	Jams, jellies & marmalades	4	13974	364		416	105	30	714	853	11492
104	Vegetable & animal oils/ fats	17	855044	303446		9019	5611	32603	68906	15199	420261
1040	Vegetable & animal oils & fats	17	855044	303446		9019	5611	32603	68906	15199	420261
10401	Crude / refined vegetable oils	17	855044	303446		9019	5611	32603	68906	15199	420261
105	Dairy products	48	55497	20946		1511	601	115	135	1085	31104
1050	Dairy products	48	55497	20946		1511	601	115	135	1085	31104
10506	Ice cream & other edible ice.	48	55497	20946		1511	601	115	135	1085	31104
106	Grain mill products, starches etc	199	660178	68549		13523	5647	2604	277	22634	546944
1061	Grain mill products	199	660178	68549		13523	5647	2604	277	22634	546944
10611	Grain milling.	188	582157	68549		13259	5371	2604	277	21888	470209
10612 &	Rice milling.										
10613	Vegetable milling	11	78021			264	276			747	76735
107	Other food products	41	546028	178182	273	13925	9596	10744	5763	28083	299462
1071	Bakery products	25	167028	8360		2736	117	30	484	197	155102
10711 &	Bread & rolls										
10712	Pastry, cakes, pies etc.	4	3936	3273		18			100	121	425
10713	Rusks, biscuits & bakery products	15	154512	5028		2688	105	30	344	20	146297
10719	Others n.e.c.	6	8579	60		30	12		40	56	8381
1072	Sugar	3	331378	155958		9377	8008	9737		25296	123002
10721	Sugar & sugar substitutes	3	331378	155958		9377	8008	9737		25296	123002
1073	Chocolate & sugar confectionery	5	19711	11978	273	1259	1183	429	2273	93	2223
10732	Chocolate & sugar confectionery	3	17612	11688	273	1189	1023	379	2273	46	741
10733	Chewing gum	2	2099	290		70	160	50		47	1482
1079	Other food products n.e.c.	8	27912	1885		553	288	548	3006	2497	19135
10792	Blending of tea & mate	2	2573			33	18	180	480	128	1734
10796	Spices, sauces & condiments	2	12062	1885		300	234	209	2526	2369	4539
10799	Others n.e.c.	4	13277			220	36	159			12862
11	BEVERAGES	11	1420631	622531		3836	2839	35548	672180	10854	72842
110	Beverages	11	1420631	622531		3836	2839	35548	672180	10854	72842
1104	Soft drinks, mineral waters etc	11	1420631	622531		3836	2839	35548	672180	10854	72842
11041	Non-alcoholic beverages	3	15725	2899		974	300	619	67	4054	6812
11042	Natural mineral waters/ bottled waters	4	4088	1187		362	116	54	217	43	2109
11043	Soft drinks like lemonade, cola etc.	4	1400818	618445		2501	2423	34875	671896	6756	63921
12	TOBACCO PRODUCTS	9	6705130	163723	354174	551776	2455	131671	1902906	407460	3190965
120	Tobacco products	9	6705130	163723	354174	551776	2455	131671	1902906	407460	3190965
1200	Tobacco products	9	6705130	163723	354174	551776	2455	131671	1902906	407460	3190965
12001	Tobacco products & substitutes etc.	9	6705130	163723	354174	551776	2455	131671	1902906	407460	3190965
13	TEXTILES	39	1640672	409008	808	57399	11816	80470	48619	87531	945020
131	Spinning, weaving, finishing of textile	33	1601808	402727	808	41124	11197	79943	48619	85905	931484
1311	Spinning of textile fibres	21	1342730	396855	808	38013	8455	73679	47805	83075	694039
13112	Spinning of yarn or thread	21	1342730	396855	808	38013	8455	73679	47805	83075	694039
1312	Weaving of textiles	12	259078	5872		3111	2742	6264	814	2830	237445
13121	Broad woven fabrics	12	259078	5872		3111	2742	6264	814	2830	237445
139	Other textiles	6	38864	6281		16275	619	527		1627	13536
1393 &	Carpets & rugs										
1394	Cordage, rope, twine & netting	6	38864	6281		16275	619	527		1627	13536
13930 &	Floor coverings like carpets, rugs etc.										
13942	Knotted netting of twine, cordage/ rope	6	38864	6281		16275	619	527		1627	13536
14	WEARING APPAREL	2	15369			104	11	139		48	15067
141	Wearing apparel	2	15369			104	11	139		48	15067
1410	Wearing apparel	2	15369			104	11	139		48	15067
14103 &	Underwear/ nightwear										
14105	Other clothing accessories	2	15369			104	11	139		48	15067
15	LEATHER PRODUCTS	40	107525	1707		1023	379	250	642	1367	102158
151 & 152	Tanning of leather & leather products Footwear	40	107525	1707		1023	379	250	642	1367	102158
1511 & 1520	Tanning & dressing of leather Footwear	40	107525	1707		1023	379	250	642	1367	102158
15111 & 15201	Tanning/ dressing of hides & skins Footwear	40	107525	1707		1023	379	250	642	1367	102158

TABLE - 6.0 **NON-INDUSTRIAL COST** **KP**

2015-16

Value in '000' Rs

Industry Code	Industry Major Groups & Industries	No. of establishments	Total non-industrial costs (Col 5 to 13)	Payments for transport	Copyrights, royalties, etc.	Payments for postage, telephone, telegraph,, telex, fax, etc.	Printing and stationery costs	Legal and professional expenses	Payments made for advertisements	Travelling expenses	Other expenses
1	2	3	4	5	6	7	8	9	10	11	12
16	WOOD AND WOOD PRODUCTS	13	166132	880		5655	7089	4204	8581	5316	134408
162	Products of wood, cork, straw etc.	13	166132	880		5655	7089	4204	8581	5316	134408
1621	Veneer sheets & wood-based panels	13	166132	880		5655	7089	4204	8581	5316	134408
16212	Plywood/ veneer panel/ laminated sheets	7	12877			2717	109	1698		109	8245
16213	Particle board/ densified wood etc.	6	153255	880		2938	6980	2506	8581	5207	126163
17	PAPER AND PAPER PRODUCTS	45	436585	14034	14	13015	7916	18710	2299	114290	266306
170	Paper & paper products	45	436585	14034	14	13015	7916	18710	2299	114290	266306
1701	Pulp, paper & paperboard	15	27746	1138		653	1452	2053	819	958	20674
17013	Paper & paperboard	12	25780	812		598	1440	1912	819	923	19277
17019	Others n.e.c.	3	1966	326		55	12	141		35	1397
1702	Corrugated paper/ paperboard & containers	30	408839	12896	14	12362	6464	16657	1480	113332	245632
17021 & 17022	Corrugated paper/ paperboard containers Sacks, bags & similar articles of paper	30	408839	12896	14	12362	6464	16657	1480	113332	245632
18	PRINTING/REPRODUCTION OF RECORDED MEDIA	27	24249	1778		2630	691		214	868	18068
181	Printing	27	24249	1778		2630	691		214	868	18068
1811	Printing	27	24249	1778		2630	691		214	868	18068
18112	Printing of books, brochures, maps etc	25	23509	1778		2510	671		214	868	17468
18114	Printing of diaries & calendars etc	2	740			120	20				600
19	COKE AND REFINED PETROLEUM PRODUCTS	2	523	245		82		165			31
192	Refined petroleum products	2	523	245		82		165			31
1920	Refined petroleum products	2	523	245		82		165			31
19203	Oil-based lubricating oils or greases	2	523	245		82		165			31
20	CHEMICALS AND CHEMICAL PRODUCTS	70	376316	60601	192	9692	15425	9871	6130	31851	242555
201	Basic chemicals, fertilizers etc.	26	92806	35729		4000	2827	1365	686	9068	39133
2011	Basic chemicals	15	44909	1569		2946	2373	1347	548	7734	28392
20111 &	Inorganic industrial/ medical gases										
20112	Dyes & pigments in basic form	3	11537	80		280	1279	905	390	5193	3410
20113	Manufacture of inorganic acids & bases	5	7748	1489		189	109	347		194	5420
20115	Basic organic chemicals	7	25624			2477	985	94	158	2347	19562
2013	Plastics & synthetic rubber	11	47897	34160		1053	454	18	137	1334	10741
20131	Plastics in primary forms	11	47897	34160		1053	454	18	137	1334	10741
202	Other chemical products	44	283510	24871	192	5692	12598	8506	5444	22784	203422
2022	Paints, varnishes & printing ink etc.	3	1786			106	20	40			1620
20221 &	Paints & varnishes etc										
20227	Printing ink	3	1786			106	20	40			1620
2023	Soap, perfumes & toilet preparations	20	170146	503	36	2721	5778	868	3341	1778	155120
20232	Soap	6	31785	54	36	1698	257	508	1899	1167	26166
20234	Detergent, dish-washing preparation etc	9	17214	449		370	5521	360	882	611	9021
20236	Perfumes & toilet preparations	5	121147			653			560		119933
2029	Other chemical products n.e.c.	21	111579	24368	156	2865	6800	7598	2103	21006	46682
20291 &	Propellant powders/ explosives										
20292	Gelatine/ glues & prepared adhesives	3	60867	17642		1247	1074	4546	327	15421	20609
20298	Matches	15	47881	6726	156	1552	5726	2525	1736	5574	23885
20299	Others n.e.c.	3	2831			66		527	40	10	2188
21	BASIC PHARMACEUTICAL PRODUCTS	63	2436811	276732	137972	55010	24859	46814	725799	374825	794800
210	Pharmaceuticals	63	2436811	276732	137972	55010	24859	46814	725799	374825	794800
2100	Pharmaceuticals	63	2436811	276732	137972	55010	24859	46814	725799	374825	794800
21001	Medicinal active substances	59	1401972	248793	16	42842	24804	38101	89447	232667	725302
21003	Medicaments/ homeopathic preparations	4	1034839	27939	137956	12168	55	8713	636352	142158	69498
22	RUBBER AND PLASTICS PRODUCTS	83	556634	81005	129	13783	8238	12986	8867	23537	408089
221	Rubber products	2	295			101	101	50			43
2211 &	Rubber tyres & tubes										
2219	Other rubber products	2	295			101	101	50			43
22111 &	Rubber tyres										
22191	Other products of rubber	2	295			101	101	50			43
222	Plastics products	81	556339	81005	129	13682	8137	12936	8867	23537	408046
2220	Plastics products	81	556339	81005	129	13682	8137	12936	8867	23537	408046
22201	Plastic products for packing of goods	47	332436	72425	129	9990	7474	12189	8455	20836	200940
22202	Builders' plastics ware	20	33835	7064		3047	616	747		2555	19805
22203	Plastic tableware, kitchenware etc	5	13008	433		114				108	12353
22209	Other diverse plastic products	9	177060	1083		531	46		413	39	174948
23	OTHER NON-METALLIC MINERAL PRODUCTS	2145	5729874	#########	235624	150187	62303	92722	238748	266883	3127595
231	Glass & glass products	7	571810	77084		13275	483	10897	180694	21578	267801
2310	Glass & glass products	7	571810	77084		13275	483	10897	180694	21578	267801
23101	Flat glass/ glass paving blocks	4	565081	75780		13242	396	10629	180694	18633	265708
23102	Glass mirror/ bottle/ drinking glass	3	6729	1304		33	87	267		2945	2093
239	Non-metallic mineral products n.e.c.	2138	5158064	#########	235624	136912	61820	81826	58055	245305	2859794
2391 &	Refractory products										
2392	Clay building materials	538	698272	8839	51	6956	5022	6335	9261	10133	651674

TABLE - 6.0 **NON-INDUSTRIAL COST** **KP**

2015-16

Value in '000' Rs

Industry Code	Industry Major Groups & Industries	No. of establishments	Total non-industrial costs (Col 5 to 13)	Payments for transport	Copyrights, royalties, etc.	Payments for postage, telephone, telegraph,, telex, fax, etc.	Printing and stationery costs	Legal and professional expenses	Payments made for advertisements	Travelling expenses	Other expenses
1	2	3	4	5	6	7	8	9	10	11	12
23912 &	Manufacture of refractory ceramic goods										
23921	Ceramic tiles, mosaic cubes etc.	3	13974			910	496	2383		202	9983
23922	Non-refractory clay building materials	535	684298	8839	51	6046	4526	3952	9261	9930	641691
2393 &	Other porcelain & ceramic products										
2394	Cement, lime & plaster	49	3538355	#########	226195	88598	29461	69237	46286	201163	1439879
23931 &	Ceramic tableware & domestic articles										
23941	Clinkers & hydraulic cement	6	3450712	#########	226195	88598	29461	69237	46286	201163	1367992
23943	Plasters of calcined gypsum/ sulphate	43	87644	15756							71887
2395	Articles of concrete, cement & plaster	697	314392	6824	312	17918	10417	1931	1607	12948	262435
23951 &	Precast concrete, cement or stone										
23952	Structural component of cement, concrete	697	314392	6824	312	17918	10417	1931	1607	12948	262435
2396	Cutting, shaping & finishing of stone	848	566160	5896	9066	21540	16576	1540	886	17954	492702
23961	Cutting, shaping & finishing of stone	848	566160	5896	9066	21540	16576	1540	886	17954	492702
2399	Other non-metallic mineral products	6	40885	19632		1899	344	2783	15	3108	13104
23991 &	Millstones/abrasive products and polishing										
23995	Articles of asphalt etc	6	40885	19632		1899	344	2783	15	3108	13104
24	BASIC METALS	41	471583	50914	77	7959	6630	7743	6176	14744	377342
241 &	Basic iron & steel										
242	Basic precious & non-ferrous metals	41	471583	50914	77	7959	6630	7743	6176	14744	377342
2410 &	Basic iron & steel										
2420	Basic precious & non-ferrous metals	41	471583	50914	77	7959	6630	7743	6176	14744	377342
24104	Remelting of scrap ingot of iron/ steel	12	82193	1581		1012	233	1765	42	2191	75369
24106	Hot/cold-rolled products of steel	24	381179	46796		6512	6264	4553	6073	12095	298888
24108 &	Welded tubes & pipes of steel										
24202	Aluminium & alloys	5	8211	2537	77	435	133	1425	61	458	3085
25	FABRICATED METAL PRODUCTS	60	199690	3723		4326	596	352	13332	2801	174559
251	Structural metal products etc	13	15517	668		298	60	12	119	864	13497
2511	Structural metal products	13	15517	668		298	60	12	119	864	13497
25112 &	Metal door, window, shutter, gates etc										
25119	Others n.e.c.	13	15517	668		298	60	12	119	864	13497
252	Weapons & ammunition	35	36121	3056		905	531	340	488	1620	29181
2520	Weapons & ammunition	35	36121	3056		905	531	340	488	1620	29181
25202	Small arms	35	36121	3056		905	531	340	488	1620	29181
259	Other fabricated metal products	12	148052			3123	5		12725	317	131881
2593 &	Cutlery, h& tools & general hardware										
2599	Other fabricated metal products n.e.c.	12	148052			3123	5		12725	317	131881
25932 &	Knives, h& tools, saw blades etc										
25991	Cans, drums, buckets, boxes, tins etc	9	13930			578	5			317	13030
25994	Metal household articles	3	134122			2545			12725		118852
26	COMPUTER, ELECTRONIC AND OPTICAL PRODUCT	2	394021	79206	17658	8353	2686	5196	109613	23665	147645
263	Communication equipment	2	394021	79206	17658	8353	2686	5196	109613	23665	147645
2630	Communication equipment	2	394021	79206	17658	8353	2686	5196	109613	23665	147645
26301	Telephones pbx, facsimile equipment etc	2	394021	79206	17658	8353	2686	5196	109613	23665	147645
27	ELECTRICAL EQUIPMENT	21	335063	36254	153	13975	4214	16092	4607	16741	243027
271 &	Electric motor, generator, transformer										
272	Batteries & accumulators	3	113867	19359		6822	2560	14648	4496	7030	58952
2710 &	Electric motors, generators, transformers etc.										
2720	Batteries & accumulators	3	113867	19359		6822	2560	14648	4496	7030	58952
27101 &	Electric transformers										
27203	Lead acid/ lithium/ dry/ wet batteries	3	113867	19359		6822	2560	14648	4496	7030	58952
273	Wiring & wiring devices	6	43163	11474	153	3361	371	709	112	1259	25725
2732	Other electric wires & cables	6	43163	11474	153	3361	371	709	112	1259	25725
27320	Insulated wire & cable	6	43163	11474	153	3361	371	709	112	1259	25725
274	Electric lighting equipment	5	174104	5139		3695	1283	735		8397	154855
2740	Electric lighting equipment	5	174104	5139		3695	1283	735		8397	154855
27401	Lamps, bulbs, ch&eliers,lanterns etc.	5	174104	5139		3695	1283	735		8397	154855
275	Domestic appliances	7	3930	283		97				55	3496
2750	Domestic appliances	7	3930	283		97				55	3496
27501	Domestic electric appliances	5	2970	263		69				10	2629
27503	Domestic non-electric cooking equipment	2	960	20		28				45	867
28	MACHINERY AND EQUIPMENT N.E.C.	5	113119	14792	1606	2441	3486	2152	31465	6400	50778
281	General-purpose machinery	3	27721	12728		924	2315	1335	714	3339	6367
2813	Other pumps, compressors, taps & valves	3	27721	12728		924	2315	1335	714	3339	6367
28132	Pumps for liquids	3	27721	12728		924	2315	1335	714	3339	6367
282	Special-purpose machinery	2	85398	2064	1606	1517	1171	817	30751	3061	44411
2822 &	Metal-forming machinery & machine tools										
2824	Mining/ quarrying/ construction machinery	2	85398	2064	1606	1517	1171	817	30751	3061	44411
28223 &	Stamping or pressing machine tools										
28242	Boring, cutting & tunnelling machinery	2	85398	2064	1606	1517	1171	817	30751	3061	44411

TABLE - 6.0 **NON-INDUSTRIAL COST** **KP**

2015-16

Value in '000' Rs

Industry Code	Industry Major Groups & Industries	No. of establishments	Total non-industrial costs (Col 5 to 13)	Payments for transport	Copyrights, royalties, etc.	Payments for postage, telephone, telegraph,, telex, fax, etc.	Printing and stationery costs	Legal and professional expenses	Payments made for advertisements	Travelling expenses	Other expenses
1	2	3	4	5	6	7	8	9	10	11	12
29	MOTOR VEHICLES, TRAILERS AND SEMI	4	1226			160					1066
291 &	Motor vehicles										
293	Parts & accessories for motor vehicles	4	1226			160					1066
2910 &	Motor vehicles										
2930	Parts & accessories for motor vehicles	4	1226			160					1066
29101 &	Passenger cars, commercial busses etc.										
29103 &	Other motor vehicles										
29301	Parts & accessories for motor vehicles	4	1226			160					1066
30	OTHER TRANSPORT EQUIPMENT	3	3281	201	13	301	95	55	10	100	2506
302 &	Railway locomotives & rolling stock										
309	Transport equipment n.e.c.	3	3281	201	13	301	95	55	10	100	2506
3020 &	Railway locomotives & rolling stock										
3091	Motorcycles	3	3281	201	13	301	95	55	10	100	2506
30202 &	Railway or tramway coaches services etc.										
30911	Motorcycles, engines for motorcycles	3	3281	201	13	301	95	55	10	100	2506
31	FURNITURE	360	177050	1721		15524	12600	562	5265	26597	114780
310	Furniture	360	177050	1721		15524	12600	562	5265	26597	114780
3100	Furniture	360	177050	1721		15524	12600	562	5265	26597	114780
31001 &	Furniture & fixtures.										
31002	Furniture for shops/churches, schools, restaurant	118	64986	204		5576	4561	514	3795	8458	41877
31003	manufacture of office furniture	5	3608	530		329	65			110	2574
31004	Furniture for kitchen bedrooms etc.	237	108456	987		9619	7974	48	1470	18029	70329
32	OTHER MANUFACTURING	3	6039	30		167	171	21		892	4758
324 &	Games & toys										
325	Medical & dental instruments & supplies	3	6039	30		167	171	21		892	4758
3240 &	Games & toys										
3250	Medical & dental instruments & supplies	3	6039	30		167	171	21		892	4758
32401 &	Dolls, toy animals etc.										
32509	Others n.e.c.	3	6039	30		167	171	21		892	4758

TABLE - 7.0 **VALUE OF PRODUCTION** **KP**

2015-16

Value in '000' Rs

Industry Code	Industry Major Groups & Industries	No. of establishments	Total production at basic prices (Col 5 + 10 +11+12+13)	Main Production Activities					Trade margin	Receipts from other activities	Subsidy	Production Taxes
				Total	Value of sales from finished/semi-finished products from own production	Value of fixed assets produced for own use	Value of sale of electricity generated	Changes in work in progress				
1	2	3	4	5	6	7	8	9	10	11	12	13
C	**ALL INDUSTIRES**	**3357**	**485269564**	**480830641**	**479211853**	**55699**	**4799**	**1558289**	**626465**	**3468985**	**186894**	**156580**
10	FOOD PRODUCTS	309	90249704	89531605	89681315	1300		-151011	61134	540838	105810	10318
101 &	Processing & preserving of meat											
103	Processing of fruit/ vegetables	4	107194	106779	106779					415		
1010 &	Processing & preserving of meat											
1030	Processing/ preserving of fruit/ vegetables	4	107194	106779	106779					415		
10104 &	Meat products											
10305	Jams, jellies & marmalades	4	107194	106779	106779					415		
104	Vegetable & animal oils/ fats	17	32085075	32037649	32192120			-154471	17873	28862	3	688
1040	Vegetable & animal oils & fats	17	32085075	32037649	32192120			-154471	17873	28862	3	688
10401	Crude / refined vegetable oils	17	32085075	32037649	32192120			-154471	17873	28862	3	688
105	Dairy products	48	1377109	1361054	1361054					12635		3420
1050	Dairy products	48	1377109	1361054	1361054					12635		3420
10506	Ice cream & other edible ice.	48	1377109	1361054	1361054					12635		3420
106	Grain mill products, starches etc	199	41198632	40720973	40724456			-3483	32736	430847	9376	4700
1061	Grain mill products	199	41198632	40720973	40724456			-3483	32736	430847	9376	4700
10611	Grain milling.	188	40453058	40003964	40008200			-4237	4583	430436	9376	4700
10612 &	Rice milling.											
10613	Vegetable milling	11	745574	717010	716256			754	28154	411		
107	Other food products	41	15481694	15305149	15296906	1300		6943	10525	68079	96431	1510
1071	Bakery products	25	1321568	1314823	1308185	1300		5338	5115	116	51	1464
10711 &	Bread & rolls											
10712	Pastry, cakes, pies etc.	4	159289	158145	157865			280	100			1044
10713	Rusks, biscuits & bakery products	15	1009205	1004187	999330			4858	4615	51		352
10719	Others n.e.c.	6	153074	152490	150990	1300		200	400	65	51	68
1072	Sugar	3	12428270	12260296	12262791			-2495	4160	67464	96350	
10721	Sugar & sugar substitutes	3	12428270	12260296	12262791			-2495	4160	67464	96350	
1073	Chocolate & sugar confectionery	5	1447803	1447757	1444357			3401				46
10732	Chocolate & sugar confectionery	3	1347870	1347842	1344442			3401				28
10733	Chewing gum	2	99933	99915	99915							18
1079	Other food products n.e.c.	8	284052	282273	281573			700	1250	499	30	
10792	Blending of tea & mate	2	50612	50362	50362					250		
10796	Spices, sauces & condiments	2	117399	117399	117399							
10799	Others n.e.c.	4	116041	114512	113812			700	1250	249	30	
11	BEVERAGES	11	9579160	9560759	9556961			3799		18368		33
110	Beverages	11	9579160	9560759	9556961			3799		18368		33
1104	Soft drinks, mineral waters etc	11	9579160	9560759	9556961			3799		18368		33
11041	Non-alcoholic beverages	3	919427	919427	919427							
11042	Natural mineral waters/ bottled waters	4	39610	39432	39432					145		33
11043	Soft drinks like lemonade, cola etc.	4	8620123	8601900	8598101			3799		18224		
12	TOBACCO PRODUCTS	9	63697820	63378924	63320117			58807		255829		63067
120	Tobacco products	9	63697820	63378924	63320117			58807		255829		63067
1200	Tobacco products	9	63697820	63378924	63320117			58807		255829		63067
12001	Tobacco products & substitutes etc.	9	63697820	63378924	63320117			58807		255829		63067
13	TEXTILES	39	53427159	52879056	52856466			22590	210854	328310	5389	3551
131	Spinning, weaving, finishing of textile	33	52820492	52272863	52249702			23161	210854	327911	5389	3474
1311	Spinning of textile fibres	21	48557400	48057435	48031327			26108	185504	305821	5389	3250
13112	Spinning of yarn or thread	21	48557400	48057435	48031327			26108	185504	305821	5389	3250
1312	Weaving of textiles	12	4263092	4215428	4218375			-2947	25350	22090		224
13121	Broad woven fabrics	12	4263092	4215428	4218375			-2947	25350	22090		224
139	Other textiles	6	606668	606193	606764			-571		399		76
1393 &	Carpets & rugs											
1394	Cordage, rope, twine & netting	6	606668	606193	606764			-571		399		76
13930 &	Floor coverings like carpets, rugs etc.											
13942	Knotted netting of twine, cordage/ rope	6	606668	606193	606764			-571		399		76
14	WEARING APPAREL	2	127159	116894	107263			9631	600	9665		
141	Wearing apparel	2	127159	116894	107263			9631	600	9665		
1410	Wearing apparel	2	127159	116894	107263			9631	600	9665		
14103 &	Underwear/ nightwear											
14105	Other clothing accessories	2	127159	116894	107263			9631	600	9665		
15	LEATHER PRODUCTS	40	986839	970772	967743			3029	12757	2819	151	340
151 &	Tanning of leather & leather products											
152	Footwear	40	986839	970772	967743			3029	12757	2819	151	340
1511 &	Tanning & dressing of leather											
1520	Footwear	40	986839	970772	967743			3029	12757	2819	151	340
15111 &	Tanning/ dressing of hides & skins											
15201	Footwear	40	986839	970772	967743			3029	12757	2819	151	340

TABLE - 7.0 **VALUE OF PRODUCTION** **KP**

2015-16

Value in '000' Rs

Industry Code	Industry Major Groups & Industries	No. of establishments	Total production at basic prices (Col 5 + 10 +11+12+13)	Main Production Activities					Trade margin	Receipts from other activities	Subsidy	Production Taxes
				Total	Value of sales from finished/semi-finished products from own production	Value of fixed assets produced for own use	Value of sale of electricity generated	Changes in work in progress				
1	2	3	4	5	6	7	8	9	10	11	12	13
16	WOOD AND WOOD PRODUCTS	13	8230099	8228585	8245221			-16636	580			934
162	Products of wood, cork, straw etc.	13	8230099	8228585	8245221			-16636	580			934
1621	Veneer sheets & wood-based panels	13	8230099	8228585	8245221			-16636	580			934
16212	Plywood/ veneer panel/ laminated sheets	7	2656533	2656180	2681065			-24885				353
16213	Particle board/ densified wood etc.	6	5573566	5572405	5564156			8249	580			581
17	PAPER AND PAPER PRODUCTS	45	12756269	12666966	12680045	20		-13099	151	55221	26429	7502
170	Paper & paper products	45	12756269	12666966	12680045	20		-13099	151	55221	26429	7502
1701	Pulp, paper & paperboard	15	2104971	2044624	2044604	20				29666	24252	6430
17013	Paper & paperboard	12	2047297	1987310	1987310					29306	24252	6430
17019	Others n.e.c.	3	57674	57314	57294	20				360		
1702	Corrugated paper/ paperboard & containers	30	10651297	10622342	10635441			-13099	151	25556	2177	1071
17021 &	Corrugated paper/ paperboard containers											
17022	Sacks, bags & similar articles of paper	30	10651297	10622342	10635441			-13099	151	25556	2177	1071
18	PRINTING/REPRODUCTION OF RECORDED ME	27	519763	503972	493378	10594				14089	1567	135
181	Printing	27	519763	503972	493378	10594				14089	1567	135
1811	Printing	27	519763	503972	493378	10594				14089	1567	135
18112	Printing of books, brochures, maps etc	25	496263	487472	476878	10594				7089	1567	135
18114	Printing of diaries & calendars etc	2	23500	16500	16500					7000		
19	COKE AND REFINED PETROLEUM PRODUCTS	2	64443	44443	44443				20000			
192	Refined petroleum products	2	64443	44443	44443				20000			
1920	Refined petroleum products	2	64443	44443	44443				20000			
19203	Oil-based lubricating oils or greases	2	64443	44443	44443				20000			
20	CHEMICALS AND CHEMICAL PRODUCTS	70	9452374	9354935	9278200			76734	18941	69220	3824	5455
201	Basic chemicals, fertilizers etc.	26	3336871	3327982	3253220			74762	5738	399	1642	1110
2011	Basic chemicals	15	1793851	1786136	1711374			74762	5738		1642	334
20111 &	Inorganic industrial/ medical gases											
20112	Dyes & pigments in basic form	3	1194625	1194222	1119802			74420	400		3	
20113	Manufacture of inorganic acids & bases	5	105539	105204	103875			1330				334
20115	Basic organic chemicals	7	493687	486710	487697			-987	5338		1639	
2013	Plastics & synthetic rubber	11	1543020	1541846	1541846					399		775
20131	Plastics in primary forms	11	1543020	1541846	1541846					399		775
202	Other chemical products	44	6115503	6026952	6024980			1972	13202	68821	2182	4346
2022	Paints, varnishes & printing ink etc.	3	64500	63183	63183					824	224	269
20221 &	Paints & varnishes etc											
20227	Printing ink	3	64500	63183	63183					824	224	269
2023	Soap, perfumes & toilet preparations	20	1992277	1981376	1976191			5185	3267	5219	244	2171
20232	Soap	6	657900	651118	651066			52		4719	207	1856
20234	Detergent, dish-washing preparation etc	9	520930	520078	520078					500	37	315
20236	Perfumes & toilet preparations	5	813447	810180	805047			5133	3267			
2029	Other chemical products n.e.c.	21	4058727	3982394	3985607			-3213	9936	62778	1714	1906
20291 &	Propellant powders/ explosives											
20292	Gelatine/ glues & prepared adhesives	3	1546749	1509709	1506959			2750	9936	27104		
20298	Matches	15	2296385	2271809	2276708			-4899		20957	1714	1906
20299	Others n.e.c.	3	215593	200876	201940			-1064		14717		
21	BASIC PHARMACEUTICAL PRODUCTS	63	28902580	28806531	27026240			1780291	67853	18954	5562	3680
210	Pharmaceuticals	63	28902580	28806531	27026240			1780291	67853	18954	5562	3680
2100	Pharmaceuticals	63	28902580	28806531	27026240			1780291	67853	18954	5562	3680
21001	Medicinal active substances	59	19194002	19114020	17332666			1781354	67853	3135	5562	3432
21003	Medicaments/ homeopathic preparations	4	9708578	9692511	9693574			-1063		15819		248
22	RUBBER AND PLASTICS PRODUCTS	83	17796801	17731446	17827711	541		-96806	5844	42609	13776	3126
221	Rubber products	2	243310	242355	244007			-1652		937		18
2211 &	Rubber tyres & tubes											
2219	Other rubber products	2	243310	242355	244007			-1652		937		18
22111 &	Rubber tyres											
22191	Other products of rubber	2	243310	242355	244007			-1652		937		18
222	Plastics products	81	17553491	17489091	17583704	541		-95154	5844	41672	13776	3108
2220	Plastics products	81	17553491	17489091	17583704	541		-95154	5844	41672	13776	3108
22201	Plastic products for packing of goods	47	15286771	15234244	15332926			-98682	1716	40634	9265	912
22202	Builders' plastics ware	20	1220797	1215190	1215190					497	3861	1248
22203	Plastic tableware, kitchenware etc	5	480485	478722	477748	541		433		541	356	866
22209	Other diverse plastic products	9	565439	560935	557840			3095	4127		294	83
23	OTHER NON-METALLIC MINERAL PRODUCTS	2145	127583672	125424518	125796398	114	4799	-376793	206085	1893178	23808	36084
231	Glass & glass products	7	8002463	7778306	7777497			809	161460	62196		501
2310	Glass & glass products	7	8002463	7778306	7777497			809	161460	62196		501
23101	Flat glass/ glass paving blocks	4	6794508	6732312	6732439			-127		62196		
23102	Glass mirror/ bottle/ drinking glass	3	1207955	1045993	1045057			936	161460			501
239	Non-metallic mineral products n.e.c.	2138	119581209	117646212	118018901	114	4799	-377602	44625	1830982	23808	35582
2391 &	Refractory products											
2392	Clay building materials	538	23511436	23343980	23341752			2229	824	157180		9451

TABLE - 7.0 **VALUE OF PRODUCTION** **KP**

2015-16

Value in '000' Rs

Industry Code	Industry Major Groups & Industries	No. of establishments	Total production at basic prices (Col 5 + 10 +11+12+13)	Main Production Activities					Trade margin	Receipts from other activities	Subsidy	Production Taxes
				Total	Value of sales from finished/semi-finished products from own production	Value of fixed assets produced for own use	Value of sale of electricity generated	Changes in work in progress				
1	2	3	4	5	6	7	8	9	10	11	12	13
23912 &	Manufacture of refractory ceramic goods											
23921	Ceramic tiles, mosaic cubes etc.	3	532606	530597	527915			2681		2009		
23922	Non-refractory clay building materials	535	22978830	22813384	22813837			-453	824	155171		9451
2393 &	Other porcelain & ceramic products											
2394	Cement, lime & plaster	49	73920997	72492308	72879812		4799	-392303		1428689		
23931 &	Ceramic tableware & domestic articles											
23941	Clinkers & hydraulic cement	6	72238771	70810082	71197484		4799	-392201		1428689		
23943	Plasters of calcined gypsum/ sulphate	43	1682226	1682226	1682328			-102				
2395	Articles of concrete, cement & plaster	697	7514380	7405158	7401162			3996	20740	73316	7783	7383
23951 &	Precast concrete, cement or stone											
23952	Structural component of cement, concrete	697	7514380	7405158	7401162			3996	20740	73316	7783	7383
2396	Cutting, shaping & finishing of stone	848	14300684	14071116	14062526	114		8476	23060	171797	15963	18748
23961	Cutting, shaping & finishing of stone	848	14300684	14071116	14062526	114		8476	23060	171797	15963	18748
2399	Other non-metallic mineral products	6	333712	333650	333650						62	
23991 &	Millstones/abrasive products and polishing											
23995	Articles of asphalt etc	6	333712	333650	333650						62	
24	BASIC METALS	41	35571392	35504762	35469843	40487		-5568	5616	41113	145	19756
241 &	Basic iron & steel											
242	Basic precious & non-ferrous metals	41	35571392	35504762	35469843	40487		-5568	5616	41113	145	19756
2410 &	Basic iron & steel											
2420	Basic precious & non-ferrous metals	41	35571392	35504762	35469843	40487		-5568	5616	41113	145	19756
24104	Remelting of scrap ingot of iron/ steel	12	5852592	5850877	5823770	24607		2500				1715
24106	Hot/cold-rolled products of steel	24	29402623	29343434	29329266	15880		-1712	5616	35532		18041
24108 &	Welded tubes & pipes of steel											
24202	Aluminium & alloys	5	316177	310451	316807			-6356		5581	145	
25	FABRICATED METAL PRODUCTS	60	3713499	3702069	3624691			77379	580	10243	68	539
251	Structural metal products etc	13	418708	412800	404456			8344	763	4994	68	83
2511	Structural metal products	13	418708	412800	404456			8344	763	4994	68	83
25112 &	Metal door, window, shutter, gates etc											
25119	Others n.e.c.	13	418708	412800	404456			8344	763	4994	68	83
252	Weapons & ammunition	35	743629	739128	765666			-26539		4046		456
2520	Weapons & ammunition	35	743629	739128	765666			-26539		4046		456
25202	Small arms	35	743629	739128	765666			-26539		4046		456
259	Other fabricated metal products	12	2551161	2550142	2454569			95573	-183	1202		
2593 &	Cutlery, h& tools & general hardware											
2599	Other fabricated metal products n.e.c.	12	2551161	2550142	2454569			95573	-183	1202		
25932 &	Knives, h& tools, saw blades etc											
25991	Cans, drums, buckets, boxes, tins etc	9	173113	172094	170686			1408	-183	1202		
25994	Metal household articles	3	2378048	2378048	2283883			94165				
26	COMPUTER, ELECTRONIC AND OPTICAL PROD	2	8296804	8296804	8249998			46805				
263	Communication equipment	2	8296804	8296804	8249998			46805				
2630	Communication equipment	2	8296804	8296804	8249998			46805				
26301	Telephones pbx, facsimile equipment etc	2	8296804	8296804	8249998			46805				
27	ELECTRICAL EQUIPMENT	21	6255111	6181893	6067567			114326		72985		233
271 &	Electric motor, generator, transformer											
272	Batteries & accumulators	3	3378038	3306180	3189326			116854		71858		
2710 &	Electric motors, generators, transformers etc.											
2720	Batteries & accumulators	3	3378038	3306180	3189326			116854		71858		
27101 &	Electric transformers											
27203	Lead acid/ lithium/ dry/ wet batteries	3	3378038	3306180	3189326			116854		71858		
273	Wiring & wiring devices	6	574215	573632	573632					489		95
2732	Other electric wires & cables	6	574215	573632	573632					489		95
27320	Insulated wire & cable	6	574215	573632	573632					489		95
274	Electric lighting equipment	5	2240680	2240494	2243022			-2528		66		121
2740	Electric lighting equipment	5	2240680	2240494	2243022			-2528		66		121
27401	Lamps, bulbs, ch&eliers,lanterns etc.	5	2240680	2240494	2243022			-2528		66		121
275	Domestic appliances	7	62177	61588	61588					573		17
2750	Domestic appliances	7	62177	61588	61588					573		17
27501	Domestic electric appliances	5	47325	46888	46888					438		
27503	Domestic non-electric cooking equipment	2	14852	14700	14700					135		17
28	MACHINERY AND EQUIPMENT N.E.C.	5	1420071	1408124	1408124					11870	78	
281	General-purpose machinery	3	790250	790173	790173						78	
2813	Other pumps, compressors, taps & valves	3	790250	790173	790173						78	
28132	Pumps for liquids	3	790250	790173	790173						78	
282	Special-purpose machinery	2	629821	617951	617951					11870		
2822 &	Metal-forming machinery & machine tools											
2824	Mining/ quarrying/ construction machinery	2	629821	617951	617951					11870		
28223 &	Stamping or pressing machine tools											
28242	Boring, cutting & tunnelling machinery	2	629821	617951	617951					11870		

TABLE - 7.0 **VALUE OF PRODUCTION** **KP**

2015-16

Value in '000' Rs

Industry Code	Industry Major Groups & Industries	No. of establishments	Total production at basic prices (Col 5 + 10 +11+12+13)	Main Production Activities					Trade margin	Receipts from other activities	Subsidy	Production Taxes
				Total	Value of sales from finished/semi-finished products from own production	Value of fixed assets produced for own use	Value of sale of electricity generated	Changes in work in progress				
1	2	3	4	5	6	7	8	9	10	11	12	13
29	MOTOR VEHICLES, TRAILERS AND SEMI	4	827375	813020	810120	500		2400	14000	300	55	
291 &	Motor vehicles											
293	Parts & accessories for motor vehicles	4	827375	813020	810120	500		2400	14000	300	55	
2910 &	Motor vehicles											
2930	Parts & accessories for motor vehicles	4	827375	813020	810120	500		2400	14000	300	55	
29101 &	Passenger cars, commercial busses etc.											
29103 &	Other motor vehicles											
29301	Parts & accessories for motor vehicles	4	827375	813020	810120	500		2400	14000	300	55	
30	OTHER TRANSPORT EQUIPMENT	3	243317	187573	187573					55744		
302 &	Railway locomotives & rolling stock											
309	Transport equipment n.e.c.	3	243317	187573	187573					55744		
3020 &	Railway locomotives & rolling stock											
3091	Motorcycles	3	243317	187573	187573					55744		
30202 &	Railway or tramway coaches services etc.											
30911	Motorcycles, engines for motorcycles	3	243317	187573	187573					55744		
31	FURNITURE	360	5323339	5293143	5269653	1080		22410	1470	26698	232	1797
310	Furniture	360	5323339	5293143	5269653	1080		22410	1470	26698	232	1797
3100	Furniture	360	5323339	5293143	5269653	1080		22410	1470	26698	232	1797
31001 &	Furniture & fixtures.											
31002	Furniture for shops/churches, schools, restaur	118	2624787	2615569	2613959			1610	906	7287	190	836
31003	manufacture of office furniture	5	118995	118705	118625	80				280		10
31004	Furniture for kitchen bedrooms etc.	237	2579557	2558869	2537069	1000		20800	564	19131	42	951
32	OTHER MANUFACTURING	3	244812	243848	242785	1063				933		31
324 &	Games & toys											
325	Medical & dental instruments & supplies	3	244812	243848	242785	1063				933		31
3240 &	Games & toys											
3250	Medical & dental instruments & supplies	3	244812	243848	242785	1063				933		31
32401 &	Dolls, toy animals etc.											
32509	Others n.e.c.	3	244812	243848	242785	1063				933		31

TABLE - 8.0 **TRADE MARGIN** **KP**

2015-16

Value in '000' Rs

Industry Code	Industry Major Groups & Industries	No. of establishments	Trade margin at producer prices (Col 5 - 6 + 7)	Value of sale of goods purchased for resale at producer prices	Cost of goods purchased for resale	Changes in stocks of goods expressly purchased for resale
1	2	3	4	5	6	7
C	**ALL INDUSTIRES**	**3357**	**626465**	**1576370**	**1144102**	**194196**
10	FOOD PRODUCTS	309	61134	147206	131986	45915
101 &	Processing & preserving of meat					
103	Processing of fruit/ vegetables	4				
1010 &	Processing & preserving of meat					
1030	Processing/ preserving of fruit/ vegetables	4				
10104 &	Meat products					
10305	Jams, jellies & marmalades	4				
104	Vegetable & animal oils/ fats	17	17873	17873		
1040	Vegetable & animal oils & fats	17	17873	17873		
10401	Crude / refined vegetable oils	17	17873	17873		
105	Dairy products	48				
1050	Dairy products	48				
10506	Ice cream & other edible ice.	48				
106	Grain mill products, starches etc	199	32736	19052	16188	29872
1061	Grain mill products	199	32736	19052	16188	29872
10611	Grain milling.	188	4583	6311	3447	1719
10612 &	Rice milling.					
10613	Vegetable milling	11	28154	12741	12741	28154
107	Other food products	41	10525	110281	115799	16043
1071	Bakery products	25	5115	44604	44604	5115
10711 &	Bread & rolls					
10712	Pastry, cakes, pies etc.	4	100	1000	1000	100
10713	Rusks, biscuits & bakery products	15	4615	39104	39104	4615
10719	Others n.e.c.	6	400	4500	4500	400
1072	Sugar	3	4160	23758	29276	9678
10721	Sugar & sugar substitutes	3	4160	23758	29276	9678
1073	Chocolate & sugar confectionery	5				
10732	Chocolate & sugar confectionery	3				
10733	Chewing gum	2				
1079	Other food products n.e.c.	8	1250	41919	41919	1250
10792	Blending of tea & mate	2				
10796	Spices, sauces & condiments	2		28319	28319	
10799	Others n.e.c.	4	1250	13600	13600	1250
11	BEVERAGES	11				
110	Beverages	11				
1104	Soft drinks, mineral waters etc	11				
11041	Non-alcoholic beverages	3				
11042	Natural mineral waters/ bottled waters	4				
11043	Soft drinks like lemonade, cola etc.	4				
12	TOBACCO PRODUCTS	9				
120	Tobacco products	9				
1200	Tobacco products	9				
12001	Tobacco products & substitutes etc.	9				
13	TEXTILES	39	210854	657741	447891	1004
131	Spinning, weaving, finishing of textile	33	210854	657741	447891	1004
1311	Spinning of textile fibres	21	185504	627241	442291	554
13112	Spinning of yarn or thread	21	185504	627241	442291	554
1312	Weaving of textiles	12	25350	30500	5600	450
13121	Broad woven fabrics	12	25350	30500	5600	450
139	Other textiles	6				
1393 &	Carpets & rugs					
1394	Cordage, rope, twine & netting	6				
13930 &	Floor coverings like carpets, rugs etc.					
13942	Knotted netting of twine, cordage/ rope	6				
14	WEARING APPAREL	2	600	9900	9900	600
141	Wearing apparel	2	600	9900	9900	600
1410	Wearing apparel	2	600	9900	9900	600
14103 &	Underwear/ nightwear					
14105	Other clothing accessories	2	600	9900	9900	600
15	LEATHER PRODUCTS	40	12757	22657	12560	2660
151 &	Tanning of leather & leather products					
152	Footwear	40	12757	22657	12560	2660
1511 &	Tanning & dressing of leather					
1520	Footwear	40	12757	22657	12560	2660
15111 &	Tanning/ dressing of hides & skins					
15201	Footwear	40	12757	22657	12560	2660

TABLE - 8.0 **TRADE MARGIN** **KP**

2015-16

Value in '000' Rs

Industry Code	Industry Major Groups & Industries	No. of establishments	Trade margin at producer prices (Col 5 - 6 + 7)	Value of sale of goods purchased for resale at producer prices	Cost of goods purchased for resale	Changes in stocks of goods expressly purchased for resale
1	2	3	4	5	6	7
16	WOOD AND WOOD PRODUCTS	13	580	8364	7784	
162	Products of wood, cork, straw etc.	13	580	8364	7784	
1621	Veneer sheets & wood-based panels	13	580	8364	7784	
16212	Plywood/ veneer panel/ laminated sheets	7				
16213	Particle board/ densified wood etc.	6	580	8364	7784	
17	PAPER AND PAPER PRODUCTS	45	151	144		7
170	Paper & paper products	45	151	144		7
1701	Pulp, paper & paperboard	15				
17013	Paper & paperboard	12				
17019	Others n.e.c.	3				
1702	Corrugated paper/ paperboard & containers	30	151	144		7
17021 &	Corrugated paper/ paperboard containers					
17022	Sacks, bags & similar articles of paper	30	151	144		7
18	PRINTING/REPRODUCTION OF RECORDED MEDIA	27				
181	Printing	27				
1811	Printing	27				
18112	Printing of books, brochures, maps etc	25				
18114	Printing of diaries & calendars etc	2				
19	COKE AND REFINED PETROLEUM PRODUCTS	2	20000	20000		
192	Refined petroleum products	2	20000	20000		
1920	Refined petroleum products	2	20000	20000		
19203	Oil-based lubricating oils or greases	2	20000	20000		
20	CHEMICALS AND CHEMICAL PRODUCTS	70	18941	73842	58568	3667
201	Basic chemicals, fertilizers etc.	26	5738	9738	4400	400
2011	Basic chemicals	15	5738	9738	4400	400
20111 &	Inorganic industrial/ medical gases					
20112	Dyes & pigments in basic form	3	400	4400	4400	400
20113	Manufacture of inorganic acids & bases	5				
20115	Basic organic chemicals	7	5338	5338		
2013	Plastics & synthetic rubber	11				
20131	Plastics in primary forms	11				
202	Other chemical products	44	13202	64103	54168	3267
2022	Paints, varnishes & printing ink etc.	3				
20221 &	Paints & varnishes etc					
20227	Printing ink	3				
2023	Soap, perfumes & toilet preparations	20	3267	24547	24547	3267
20232	Soap	6				
20234	Detergent, dish-washing preparation etc	9				
20236	Perfumes & toilet preparations	5	3267	24547	24547	3267
2029	Other chemical products n.e.c.	21	9936	39557	29621	
20291 &	Propellant powders/ explosives					
20292	Gelatine/ glues & prepared adhesives	3	9936	39557	29621	
20298	Matches	15				
20299	Others n.e.c.	3				
21	BASIC PHARMACEUTICAL PRODUCTS	63	67853	66054	741	2540
210	Pharmaceuticals	63	67853	66054	741	2540
2100	Pharmaceuticals	63	67853	66054	741	2540
21001	Medicinal active substances	59	67853	66054	741	2540
21003	Medicaments/ homeopathic preparations	4				
22	RUBBER AND PLASTICS PRODUCTS	83	5844	38009	38223	6058
221	Rubber products	2				
2211 &	Rubber tyres & tubes					
2219	Other rubber products	2				
22111 &	Rubber tyres					
22191	Other products of rubber	2				
222	Plastics products	81	5844	38009	38223	6058
2220	Plastics products	81	5844	38009	38223	6058
22201	Plastic products for packing of goods	47	1716	20597	20812	1931
22202	Builders' plastics ware	20				
22203	Plastic tableware, kitchenware etc	5				
22209	Other diverse plastic products	9	4127	17411	17411	4127
23	OTHER NON-METALLIC MINERAL PRODUCTS	2145	206085	512608	415241	108718
231	Glass & glass products	7	161460	216062	135332	80730
2310	Glass & glass products	7	161460	216062	135332	80730
23101	Flat glass/ glass paving blocks	4				
23102	Glass mirror/ bottle/ drinking glass	3	161460	216062	135332	80730
239	Non-metallic mineral products n.e.c.	2138	44625	296545	279909	27988
2391 &	Refractory products					
2392	Clay building materials	538	824	207		617

TABLE - 8.0 **TRADE MARGIN** **KP**

2015-16

Value in '000' Rs

Industry Code	Industry Major Groups & Industries	No. of establishments	Trade margin at producer prices (Col 5 - 6 + 7)	Value of sale of goods purchased for resale at producer prices	Cost of goods purchased for resale	Changes in stocks of goods expressly purchased for resale
1	2	3	4	5	6	7
23912 &	Manufacture of refractory ceramic goods					
23921	Ceramic tiles, mosaic cubes etc.	3				
23922	Non-refractory clay building materials	535	824	207		617
2393 &	Other porcelain & ceramic products					
2394	Cement, lime & plaster	49				
23931 &	Ceramic tableware & domestic articles					
23941	Clinkers & hydraulic cement	6				
23943	Plasters of calcined gypsum/ sulphate	43				
2395	Articles of concrete, cement & plaster	697	20740	105245	97774	13269
23951 &	Precast concrete, cement or stone					
23952	Structural component of cement, concrete	697	20740	105245	97774	13269
2396	Cutting, shaping & finishing of stone	848	23060	144469	135510	14101
23961	Cutting, shaping & finishing of stone	848	23060	144469	135510	14101
2399	Other non-metallic mineral products	6		46624	46624	
23991 &	Millstones/abrasive products and polishing					
23995	Articles of asphalt etc	6		46624	46624	
24	BASIC METALS	41	5616			5616
241 &	Basic iron & steel					
242	Basic precious & non-ferrous metals	41	5616			5616
2410 &	Basic iron & steel					
2420	Basic precious & non-ferrous metals	41	5616			5616
24104	Remelting of scrap ingot of iron/ steel	12				
24106	Hot/cold-rolled products of steel	24	5616			5616
24108 &	Welded tubes & pipes of steel					
24202	Aluminium & alloys	5				
25	FABRICATED METAL PRODUCTS	60	580	19179	20667	2068
251	Structural metal products etc	13	763	6699	6699	763
2511	Structural metal products	13	763	6699	6699	763
25112 &	Metal door, window, shutter, gates etc					
25119	Others n.e.c.	13	763	6699	6699	763
252	Weapons & ammunition	35				
2520	Weapons & ammunition	35				
25202	Small arms	35				
259	Other fabricated metal products	12	-183	12480	13968	1305
2593 &	Cutlery, h& tools & general hardware					
2599	Other fabricated metal products n.e.c.	12	-183	12480	13968	1305
25932 &	Knives, h& tools, saw blades etc					
25991	Cans, drums, buckets, boxes, tins etc	9	-183	12480	13968	1305
25994	Metal household articles	3				
26	COMPUTER, ELECTRONIC AND OPTICAL PRODUCTS	2				
263	Communication equipment	2				
2630	Communication equipment	2				
26301	Telephones pbx, facsimile equipment etc	2				
27	ELECTRICAL EQUIPMENT	21				
271 &	Electric motor, generator, transformer					
272	Batteries & accumulators	3				
2710 &	Electric motors, generators, transformers etc.					
2720	Batteries & accumulators	3				
27101 &	Electric transformers					
27203	Lead acid/ lithium/ dry/ wet batteries	3				
273	Wiring & wiring devices	6				
2732	Other electric wires & cables	6				
27320	Insulated wire & cable	6				
274	Electric lighting equipment	5				
2740	Electric lighting equipment	5				
27401	Lamps, bulbs, ch&eliers,lanterns etc.	5				
275	Domestic appliances	7				
2750	Domestic appliances	7				
27501	Domestic electric appliances	5				
27503	Domestic non-electric cooking equipment	2				
28	MACHINERY AND EQUIPMENT N.E.C.	5				
281	General-purpose machinery	3				
2813	Other pumps, compressors, taps & valves	3				
28132	Pumps for liquids	3				
282	Special-purpose machinery	2				
2822 &	Metal-forming machinery & machine tools					
2824	Mining/ quarrying/ construction machinery	2				
28223 &	Stamping or pressing machine tools					
28242	Boring, cutting & tunnelling machinery	2				

TABLE - 8.0 **TRADE MARGIN** **KP**

2015-16

Value in '000' Rs

Industry Code	Industry Major Groups & Industries	No. of establishments	Trade margin at producer prices (Col 5 - 6 + 7)	Value of sale of goods purchased for resale at producer prices	Cost of goods purchased for resale	Changes in stocks of goods expressly purchased for resale
1	2	3	4	5	6	7
29	MOTOR VEHICLES, TRAILERS AND SEMI	4	14000			14000
291 &	Motor vehicles					
293	Parts & accessories for motor vehicles	4	14000			14000
2910 &	Motor vehicles					
2930	Parts & accessories for motor vehicles	4	14000			14000
29101 &	Passenger cars, commercial busses etc.					
29103 &	Other motor vehicles					
29301	Parts & accessories for motor vehicles	4	14000			14000
30	OTHER TRANSPORT EQUIPMENT	3				
302 &	Railway locomotives & rolling stock					
309	Transport equipment n.e.c.	3				
3020 &	Railway locomotives & rolling stock					
3091	Motorcycles	3				
30202 &	Railway or tramway coaches services etc.					
30911	Motorcycles, engines for motorcycles	3				
31	FURNITURE	360	1470	667	540	1343
310	Furniture	360	1470	667	540	1343
3100	Furniture	360	1470	667	540	1343
31001 &	Furniture & fixtures.					
31002	Furniture for shops/churches, schools, restaurants	118	906	163		743
31003	manufacture of office furniture	5				
31004	Furniture for kitchen bedrooms etc.	237	564	504	540	600
32	OTHER MANUFACTURING	3				
324 &	Games & toys					
325	Medical & dental instruments & supplies	3				
3240 &	Games & toys					
3250	Medical & dental instruments & supplies	3				
32401 &	Dolls, toy animals etc.					
32509	Others n.e.c.	3				

TABLE - 9.0 **RECEIPTS FROM OTHER ACTIVITIES** **KP**

2015-16

Value in '000' Rs

Industry Code	Industry Major Groups & Industries	No. of establishments	Receipts from other non-Industrial Activities		
			Total Non-Industrial Receipts	Receipts from transport services	Receipts from rental, lease of buildings, equipments and warehouses and storage, cold storage, godown etc
1	2	3	4	5	6
C	**ALL INDUSTIRES**	**3357**	**105155**	**27716**	**77438**
10	FOOD PRODUCTS	309	15323		15323
101 &	Processing & preserving of meat				
103	Processing of fruit/ vegetables	4			
1010 &	Processing & preserving of meat				
1030	Processing/ preserving of fruit/ vegetables	4			
10104 &	Meat products				
10305	Jams, jellies & marmalades	4			
104	Vegetable & animal oils/ fats	17	470		470
1040	Vegetable & animal oils & fats	17	470		470
10401	Crude / refined vegetable oils	17	470		470
105	Dairy products	48	8378		8378
1050	Dairy products	48	8378		8378
10506	Ice cream & other edible ice.	48	8378		8378
106	Grain mill products, starches etc	199			
1061	Grain mill products	199			
10611	Grain milling.	188			
10612 &	Rice milling.				
10613	Vegetable milling	11			
107	Other food products	41	6474		6474
1071	Bakery products	25			
10711 &	Bread & rolls				
10712	Pastry, cakes, pies etc.	4			
10713	Rusks, biscuits & bakery products	15			
10719	Others n.e.c.	6			
1072	Sugar	3	6474		6474
10721	Sugar & sugar substitutes	3	6474		6474
1073	Chocolate & sugar confectionery	5			
10732	Chocolate & sugar confectionery	3			
10733	Chewing gum	2			
1079	Other food products n.e.c.	8			
10792	Blending of tea & mate	2			
10796	Spices, sauces & condiments	2			
10799	Others n.e.c.	4			
11	BEVERAGES	11			
110	Beverages	11			
1104	Soft drinks, mineral waters etc	11			
11041	Non-alcoholic beverages	3			
11042	Natural mineral waters/ bottled waters	4			
11043	Soft drinks like lemonade, cola etc.	4			
12	TOBACCO PRODUCTS	9			
120	Tobacco products	9			
1200	Tobacco products	9			
12001	Tobacco products & substitutes etc.	9			
13	TEXTILES	39	146		146
131	Spinning, weaving, finishing of textile	33	146		146
1311	Spinning of textile fibres	21	146		146
13112	Spinning of yarn or thread	21	146		146
1312	Weaving of textiles	12			
13121	Broad woven fabrics	12			
139	Other textiles	6			
1393 &	Carpets & rugs				
1394	Cordage, rope, twine & netting	6			
13930 &	Floor coverings like carpets, rugs etc.				
13942	Knotted netting of twine, cordage/ rope	6			
14	WEARING APPAREL	2			
141	Wearing apparel	2			
1410	Wearing apparel	2			
14103 &	Underwear/ nightwear				
14105	Other clothing accessories	2			
15	LEATHER PRODUCTS	40			
151 &	Tanning of leather & leather products				
152	Footwear	40			
1511 &	Tanning & dressing of leather				
1520	Footwear	40			
15111 &	Tanning/ dressing of hides & skins				
15201	Footwear	40			

TABLE - 9.0 **RECEIPTS FROM OTHER ACTIVITIES** **KP**

2015-16

Value in '000' Rs

Receipts from other industrial activities					Total receipts from other activities	Industry Code
Receipts from repair, maintenance contract, commission & other work done	Receipts from Industrial waste(Scrap & reuse etc)	Receipts from agency commission etc	Other receipts from output	Total		
7	8	9	10	11	12	1
645768	**408070**	**468**	**2309525**	**3363830**	**3468985**	**C**
267727	66000		191788	525515	540838	10
	415			415	415	101 & 103
	415			415	415	1010 & 1030
	415			415	415	10104 & 10305
	15400		12991	28391	28862	104
	15400		12991	28391	28862	1040
	15400		12991	28391	28862	10401
4257				4257	12635	105
4257				4257	12635	1050
4257				4257	12635	10506
263470	39928		127448	430847	430847	106
263470	39928		127448	430847	430847	1061
263470	39517		127448	430436	430436	10611
	411			411	411	10612 & 10613
	10257		51348	61605	68079	107
	116			116	116	1071
	51			51	51	10711 & 10712
	65			65	65	10713
	9642		51348	60990	67464	10719
	9642		51348	60990	67464	1072
						10721
						1073
						10732
						10733
	499			499	499	1079
	250			250	250	10792
	249			249	249	10796
						10799
	18368			18368	18368	11
	18368			18368	18368	110
	18368			18368	18368	1104
						11041
	145			145	145	11042
	18224			18224	18224	11043
20801		266	234761	255829	255829	12
20801		266	234761	255829	255829	120
20801		266	234761	255829	255829	1200
20801		266	234761	255829	255829	12001
	53331		274832	328163	328310	13
	53331		274433	327764	327911	131
	50884		254790	305674	305821	1311
	50884		254790	305674	305821	13112
	2447		19643	22090	22090	1312
	2447		19643	22090	22090	13121
			399	399	399	139
			399	399	399	1393 & 1394
			399	399	399	13930 & 13942
9665				9665	9665	14
9665				9665	9665	141
9665				9665	9665	1410
9665				9665	9665	14103 & 14105
	2819			2819	2819	15
	2819			2819	2819	151 & 152
	2819			2819	2819	1511 & 1520
	2819			2819	2819	15111 & 15201

TABLE - 9.0 **RECEIPTS FROM OTHER ACTIVITIES** **KP**

2015-16

Value in '000' Rs

Industry Code	Industry Major Groups & Industries	No. of establishments	Receipts from other non-Industrial Activities		
			Total Non-Industrial Receipts	Receipts from transport services	Receipts from rental, lease of buildings, equipments and warehouses and storage, cold storage, godown etc
1	2	3	4	5	6
16	WOOD AND WOOD PRODUCTS	13			
162	Products of wood, cork, straw etc.	13			
1621	Veneer sheets & wood-based panels	13			
16212	Plywood/ veneer panel/ laminated sheets	7			
16213	Particle board/ densified wood etc.	6			
17	PAPER AND PAPER PRODUCTS	45	12962	3826	9136
170	Paper & paper products	45	12962	3826	9136
1701	Pulp, paper & paperboard	15	556		556
17013	Paper & paperboard	12	556		556
17019	Others n.e.c.	3			
1702	Corrugated paper/ paperboard & containers	30	12406	3826	8580
17021 &	Corrugated paper/ paperboard containers				
17022	Sacks, bags & similar articles of paper	30	12406	3826	8580
18	PRINTING/REPRODUCTION OF RECORDED MEDIA	27			
181	Printing	27			
1811	Printing	27			
18112	Printing of books, brochures, maps etc	25			
18114	Printing of diaries & calendars etc	2			
19	COKE AND REFINED PETROLEUM PRODUCTS	2			
192	Refined petroleum products	2			
1920	Refined petroleum products	2			
19203	Oil-based lubricating oils or greases	2			
20	CHEMICALS AND CHEMICAL PRODUCTS	70			
201	Basic chemicals, fertilizers etc.	26			
2011	Basic chemicals	15			
20111 &	Inorganic industrial/ medical gases				
20112	Dyes & pigments in basic form	3			
20113	Manufacture of inorganic acids & bases	5			
20115	Basic organic chemicals	7			
2013	Plastics & synthetic rubber	11			
20131	Plastics in primary forms	11			
202	Other chemical products	44			
2022	Paints, varnishes & printing ink etc.	3			
20221 &	Paints & varnishes etc				
20227	Printing ink	3			
2023	Soap, perfumes & toilet preparations	20			
20232	Soap	6			
20234	Detergent, dish-washing preparation etc	9			
20236	Perfumes & toilet preparations	5			
2029	Other chemical products n.e.c.	21			
20291 &	Propellant powders/ explosives				
20292	Gelatine/ glues & prepared adhesives	3			
20298	Matches	15			
20299	Others n.e.c.	3			
21	BASIC PHARMACEUTICAL PRODUCTS	63	12538		12538
210	Pharmaceuticals	63	12538		12538
2100	Pharmaceuticals	63	12538		12538
21001	Medicinal active substances	59			
21003	Medicaments/ homeopathic preparations	4	12538		12538
22	RUBBER AND PLASTICS PRODUCTS	83	17439	17405	34
221	Rubber products	2	34		34
2211 &	Rubber tyres & tubes				
2219	Other rubber products	2	34		34
22111 &	Rubber tyres				
22191	Other products of rubber	2	34		34
222	Plastics products	81	17405	17405	
2220	Plastics products	81	17405	17405	
22201	Plastic products for packing of goods	47	17405	17405	
22202	Builders' plastics ware	20			
22203	Plastic tableware, kitchenware etc	5			
22209	Other diverse plastic products	9			
23	OTHER NON-METALLIC MINERAL PRODUCTS	2145	8864	6441	2423
231	Glass & glass products	7			
2310	Glass & glass products	7			
23101	Flat glass/ glass paving blocks	4			
23102	Glass mirror/ bottle/ drinking glass	3			
239	Non-metallic mineral products n.e.c.	2138	8864	6441	2423
2391 &	Refractory products				
2392	Clay building materials	538	412	412	

TABLE - 9.0 **RECEIPTS FROM OTHER ACTIVITIES** **KP**

2015-16

Value in '000' Rs

Receipts from other industrial activities						
Receipts from repair, maintenance contract, commission & other work done	Receipts from Industrial waste(Scrap & reuse etc)	Receipts from agency commission etc	Other receipts from output	Total	Total receipts from other activities	Industry Code
7	8	9	10	11	12	1
						16
						162
						1621
						16212
						16213
	42258	1		42259	55221	17
	42258	1		42259	55221	170
	29110			29110	29666	1701
	28750			28750	29306	17013
	360			360	360	17019
	13148	1		13149	25556	1702
	13148	1		13149	25556	17021 & 17022
11242	2847			14089	14089	18
11242	2847			14089	14089	181
11242	2847			14089	14089	1811
4242	2847			7089	7089	18112
7000				7000	7000	18114
						19
						192
						1920
						19203
	20144		49076	69220	69220	20
	399			399	399	201
						2011
						20111 & 20112
						20113
						20115
	399			399	399	2013
	399			399	399	20131
	19745		49076	68821	68821	202
	824			824	824	2022
	824			824	824	20221 & 20227
	2799		2420	5219	5219	2023
	2799		1920	4719	4719	20232
			500	500	500	20234
						20236
	16122		46656	62778	62778	2029
			27104	27104	27104	20291 & 20292
	16122		4835	20957	20957	20298
			14717	14717	14717	20299
	685		5731	6416	18954	21
	685		5731	6416	18954	210
	685		5731	6416	18954	2100
	635		2500	3135	3135	21001
	50		3231	3281	15819	21003
541	6241		18388	25170	42609	22
	50		853	903	937	221
	50		853	903	937	2211 & 2219
	50		853	903	937	22111 & 22191
541	6191		17535	24267	41672	222
541	6191		17535	24267	41672	2220
	5694		17535	23229	40634	22201
	497			497	497	22202
541				541	541	22203
						22209
274981	141412		1467921	1884314	1893178	23
			62196	62196	62196	231
			62196	62196	62196	2310
			62196	62196	62196	23101
						23102
274981	141412		1405725	1822118	1830982	239
124290	32478			156769	157180	2391 & 2392

TABLE - 9.0 **RECEIPTS FROM OTHER ACTIVITIES** **KP**

2015-16

Value in '000' Rs

Industry Code	Industry Major Groups & Industries	No. of establishments	Receipts from other non-Industrial Activities		
			Total Non-Industrial Receipts	Receipts from transport services	Receipts from rental, lease of buildings, equipments and warehouses and storage, cold storage, godown etc
1	2	3	4	5	6
23912 &	Manufacture of refractory ceramic goods				
23921	Ceramic tiles, mosaic cubes etc.	3			
23922	Non-refractory clay building materials	535	412	412	
2393 &	Other porcelain & ceramic products				
2394	Cement, lime & plaster	49			
23931 &	Ceramic tableware & domestic articles				
23941	Clinkers & hydraulic cement	6			
23943	Plasters of calcined gypsum/ sulphate	43			
2395	Articles of concrete, cement & plaster	697	5018	2983	2034
23951 &	Precast concrete, cement or stone				
23952	Structural component of cement, concrete	697	5018	2983	2034
2396	Cutting, shaping & finishing of stone	848	3435	3046	389
23961	Cutting, shaping & finishing of stone	848	3435	3046	389
2399	Other non-metallic mineral products	6			
23991 &	Millstones/abrasive products and polishing				
23995	Articles of asphalt etc	6			
24	BASIC METALS	41	37539		37539
241 &	Basic iron & steel				
242	Basic precious & non-ferrous metals	41	37539		37539
2410 &	Basic iron & steel				
2420	Basic precious & non-ferrous metals	41	37539		37539
24104	Remelting of scrap ingot of iron/ steel	12			
24106	Hot/cold-rolled products of steel	24	32452		32452
24108 &	Welded tubes & pipes of steel				
24202	Aluminium & alloys	5	5087		5087
25	FABRICATED METAL PRODUCTS	60			
251	Structural metal products etc	13			
2511	Structural metal products	13			
25112 &	Metal door, window, shutter, gates etc				
25119	Others n.e.c.	13			
252	Weapons & ammunition	35			
2520	Weapons & ammunition	35			
25202	Small arms	35			
259	Other fabricated metal products	12			
2593 &	Cutlery, h& tools & general hardware				
2599	Other fabricated metal products n.e.c.	12			
25932 &	Knives, h& tools, saw blades etc				
25991	Cans, drums, buckets, boxes, tins etc	9			
25994	Metal household articles	3			
26	COMPUTER, ELECTRONIC AND OPTICAL PRODUCTS	2			
263	Communication equipment	2			
2630	Communication equipment	2			
26301	Telephones pbx, facsimile equipment etc	2			
27	ELECTRICAL EQUIPMENT	21			
271 &	Electric motor, generator, transformer				
272	Batteries & accumulators	3			
2710 &	Electric motors, generators, transformers etc.				
2720	Batteries & accumulators	3			
27101 &	Electric transformers				
27203	Lead acid/ lithium/ dry/ wet batteries	3			
273	Wiring & wiring devices	6			
2732	Other electric wires & cables	6			
27320	Insulated wire & cable	6			
274	Electric lighting equipment	5			
2740	Electric lighting equipment	5			
27401	Lamps, bulbs, ch&eliers,lanterns etc.	5			
275	Domestic appliances	7			
2750	Domestic appliances	7			
27501	Domestic electric appliances	5			
27503	Domestic non-electric cooking equipment	2			
28	MACHINERY AND EQUIPMENT N.E.C.	5	300		300
281	General-purpose machinery	3			
2813	Other pumps, compressors, taps & valves	3			
28132	Pumps for liquids	3			
282	Special-purpose machinery	2	300		300
2822 &	Metal-forming machinery & machine tools				
2824	Mining/ quarrying/ construction machinery	2	300		300
28223 &	Stamping or pressing machine tools				
28242	Boring, cutting & tunnelling machinery	2	300		300

TABLE - 9.0 **RECEIPTS FROM OTHER ACTIVITIES** **KP**

2015-16

Value in '000' Rs

Receipts from other industrial activities					Total receipts from other activities	Industry Code
Receipts from repair, maintenance contract, commission & other work done	Receipts from Industrial waste(Scrap & reuse etc)	Receipts from agency commission etc	Other receipts from output	Total		
7	8	9	10	11	12	1
						23912 &
2009				2009	2009	23921
122281	32478			154759	155171	23922
						2393 &
1677	21390		1405622	1428689	1428689	2394
						23931 &
1677	21390		1405622	1428689	1428689	23941
						23943
50736	17563			68298	73316	2395
						23951 &
50736	17563			68298	73316	23952
98278	69980		104	168362	171797	2396
98278	69980		104	168362	171797	23961
						2399
						23991 &
						23995
	494		3081	3575	41113	24
						241 &
	494		3081	3575	41113	242
						2410 &
	494		3081	3575	41113	2420
						24104
			3081	3081	35532	24106
						24108 &
	494			494	5581	24202
	10243			10243	10243	25
	4994			4994	4994	251
	4994			4994	4994	2511
						25112 &
	4994			4994	4994	25119
	4046			4046	4046	252
	4046			4046	4046	2520
	4046			4046	4046	25202
	1202			1202	1202	259
						2593 &
	1202			1202	1202	2599
						25932 &
	1202			1202	1202	25991
						25994
						26
						263
						2630
						26301
	15111		57874	72985	72985	27
						271 &
	13984		57874	71858	71858	272
						2710 &
	13984		57874	71858	71858	2720
						27101 &
	13984		57874	71858	71858	27203
	489			489	489	273
	489			489	489	2732
	489			489	489	27320
	66			66	66	274
	66			66	66	2740
	66			66	66	27401
	573			573	573	275
	573			573	573	2750
	438			438	438	27501
	135			135	135	27503
5000	825	200	5545	11570	11870	28
						281
						2813
						28132
5000	825	200	5545	11570	11870	282
						2822 &
5000	825	200	5545	11570	11870	2824
						28223 &
5000	825	200	5545	11570	11870	28242

TABLE - 9.0 **RECEIPTS FROM OTHER ACTIVITIES** **KP**

2015-16

Value in '000' Rs

Industry Code	Industry Major Groups & Industries	No. of establishments	Receipts from other non-Industrial Activities		
			Total Non-Industrial Receipts	Receipts from transport services	Receipts from rental, lease of buildings, equipments and warehouses and storage, cold storage, godown etc
1	2	3	4	5	6
29	MOTOR VEHICLES, TRAILERS AND SEMI	4			
291 &	Motor vehicles				
293	Parts & accessories for motor vehicles	4			
2910 &	Motor vehicles				
2930	Parts & accessories for motor vehicles	4			
29101 &	Passenger cars, commercial busses etc.				
29103 &	Other motor vehicles				
29301	Parts & accessories for motor vehicles	4			
30	OTHER TRANSPORT EQUIPMENT	3	44	44	
302 &	Railway locomotives & rolling stock				
309	Transport equipment n.e.c.	3	44	44	
3020 &	Railway locomotives & rolling stock				
3091	Motorcycles	3	44	44	
30202 &	Railway or tramway coaches services etc.				
30911	Motorcycles, engines for motorcycles	3	44	44	
31	FURNITURE	360			
310	Furniture	360			
3100	Furniture	360			
31001 &	Furniture & fixtures.				
31002	Furniture for shops/churches, schools, restaurants	118			
31003	manufacture of office furniture	5			
31004	Furniture for kitchen bedrooms etc.	237			
32	OTHER MANUFACTURING	3			
324 &	Games & toys				
325	Medical & dental instruments & supplies	3			
3240 &	Games & toys				
3250	Medical & dental instruments & supplies	3			
32401 &	Dolls, toy animals etc.				
32509	Others n.e.c.	3			

TABLE - 9.0 **RECEIPTS FROM OTHER ACTIVITIES** **KP**

2015-16

Value in '000' Rs

Receipts from other industrial activities					Total receipts from other activities	Industry Code
Receipts from repair, maintenance contract, commission & other work done	Receipts from Industrial waste(Scrap & reuse etc)	Receipts from agency commission etc	Other receipts from output	Total		
7	8	9	10	11	12	1
	300			300	300	29
	300			300	300	291 & 293
	300			300	300	2910 & 2930
	300			300	300	29101 & 29103 & 29301
55700				55700	55744	30
55700				55700	55744	302 & 309
55700				55700	55744	3020 & 3091
55700				55700	55744	30202 & 30911
110	26588			26698	26698	31
110	26588			26698	26698	310
110	26588			26698	26698	3100
	7287			7287	7287	31001 & 31002
	280			280	280	31003
110	19021			19131	19131	31004
	405		528	933	933	32
	405		528	933	933	324 & 325
	405		528	933	933	3240 & 3250
	405		528	933	933	32401 & 32509

TABLE - 10.0 **CENSUS VALUE ADDED** **KP**

2015-16

Value in '000' Rs

Industry Code	Industry Major Groups & Industries	No. of establishments	Total production at basic prices	Total Industrial Cost	Census value added at basic prices	Import/Excise Duty/less subsidy
1	2	3	4	5	6	7
C	**ALL INDUSTIRES**	**3357**	**485269564**	**294909548**	**190254861**	**60478392**
10	FOOD PRODUCTS	309	90249704	75821078	14413304	1403971
101 &	Processing & preserving of meat					
103	Processing of fruit/ vegetables	4	107194	22912	84282	
1010 &	Processing & preserving of meat					
1030	Processing/ preserving of fruit/ vegetables	4	107194	22912	84282	
10104 &	Meat products					
10305	Jams, jellies & marmalades	4	107194	22912	84282	
104	Vegetable & animal oils/ fats	17	32085075	28521625	3562980	1508000
1040	Vegetable & animal oils & fats	17	32085075	28521625	3562980	1508000
10401	Crude / refined vegetable oils	17	32085075	28521625	3562980	1508000
105	Dairy products	48	1377109	392849	975882	70
1050	Dairy products	48	1377109	392849	975882	70
10506	Ice cream & other edible ice.	48	1377109	392849	975882	70
106	Grain mill products, starches etc	199	41198632	34912555	6286077	-8922
1061	Grain mill products	199	41198632	34912555	6286077	-8922
10611	Grain milling.	188	40453058	34548535	5904523	-8922
10612 &	Rice milling.					
10613	Vegetable milling	11	745574	364020	381554	
107	Other food products	41	15481694	11971137	3504082	-95177
1071	Bakery products	25	1321568	583480	738089	-2
10711 &	Bread & rolls					
10712	Pastry, cakes, pies etc.	4	159289	89587	69703	
10713	Rusks, biscuits & bakery products	15	1009205	416600	592605	49
10719	Others n.e.c.	6	153074	77293	75781	-51
1072	Sugar	3	12428270	10087963	2333833	-96350
10721	Sugar & sugar substitutes	3	12428270	10087963	2333833	-96350
1073	Chocolate & sugar confectionery	5	1447803	1182159	265645	3
10732	Chocolate & sugar confectionery	3	1347870	1107414	240457	
10733	Chewing gum	2	99933	74745	25188	3
1079	Other food products n.e.c.	8	284052	117536	166516	1172
10792	Blending of tea & mate	2	50612	36967	13645	1197
10796	Spices, sauces & condiments	2	117399	40030	77369	5
10799	Others n.e.c.	4	116041	40539	75502	-30
11	BEVERAGES	11	9579160	6939410	2639750	837580
110	Beverages	11	9579160	6939410	2639750	837580
1104	Soft drinks, mineral waters etc	11	9579160	6939410	2639750	837580
11041	Non-alcoholic beverages	3	919427	577392	342035	
11042	Natural mineral waters/ bottled waters	4	39610	14829	24781	
11043	Soft drinks like lemonade, cola etc.	4	8620123	6347189	2272934	837580
12	TOBACCO PRODUCTS	9	63697820	16211924	47485896	55647064
120	Tobacco products	9	63697820	16211924	47485896	55647064
1200	Tobacco products	9	63697820	16211924	47485896	55647064
12001	Tobacco products & substitutes etc.	9	63697820	16211924	47485896	55647064
13	TEXTILES	39	53427159	41861993	11565020	51665
131	Spinning, weaving, finishing of textile	33	52820492	41599012	11221333	51427
1311	Spinning of textile fibres	21	48557400	38860867	9696386	51427
13112	Spinning of yarn or thread	21	48557400	38860867	9696386	51427
1312	Weaving of textiles	12	4263092	2738145	1524947	
13121	Broad woven fabrics	12	4263092	2738145	1524947	
139	Other textiles	6	606668	262982	343686	239
1393 &	Carpets & rugs					
1394	Cordage, rope, twine & netting	6	606668	262982	343686	239
13930 &	Floor coverings like carpets, rugs etc.					
13942	Knotted netting of twine, cordage/ rope	6	606668	262982	343686	239
14	WEARING APPAREL	2	127159	43551	83608	1151
141	Wearing apparel	2	127159	43551	83608	1151
1410	Wearing apparel	2	127159	43551	83608	1151
14103 &	Underwear/ nightwear					
14105	Other clothing accessories	2	127159	43551	83608	1151
15	LEATHER PRODUCTS	40	986839	423789	563050	-28
151 &	Tanning of leather & leather products					
152	Footwear	40	986839	423789	563050	-28
1511 &	Tanning & dressing of leather					
1520	Footwear	40	986839	423789	563050	-28
15111 &	Tanning/ dressing of hides & skins					
15201	Footwear	40	986839	423789	563050	-28

TABLE - 10.0 **CENSUS VALUE ADDED** **KP**

2015-16

Value in '000' Rs

Census value added at producer prices	Sales Tax (Net)	Census value added at market prices	District/Provincial Taxes & land/vehicles tax	Census value added at factor cost	Industry Code
8	9	10	11	12	1
250733253	**37260027**	**287993280**	**156580**	**190098281**	**C**
15817275	1294440	17111715	10318	14402986	10
84282		84282		84282	101 & 103
84282		84282		84282	1010 & 1030
84282		84282		84282	10104 & 10305
5070980	1016911	6087891	688	3562292	104
5070980	1016911	6087891	688	3562292	1040
5070980	1016911	6087891	688	3562292	10401
975953	4161	980114	3420	972462	105
975953	4161	980114	3420	972462	1050
975953	4161	980114	3420	972462	10506
6277155	54395	6331550	4700	6281378	106
6277155	54395	6331550	4700	6281378	1061
5895601	54395	5949996	4700	5899823	10611
381554		381554		381554	10612 & 10613
3408905	218973	3627878	1510	3502572	107
738086	50600	788686	1464	736624	1071
69703		69703	1044	68659	10711 & 10712
592654	50600	643254	352	592253	10713
75730		75730	68	75713	10719
2237483	112340	2349823		2333833	1072
2237483	112340	2349823		2333833	10721
265648	53563	319211	46	265599	1073
240457	53553	294010	28	240429	10732
25191	10	25201	18	25170	10733
167688	2470	170158		166516	1079
14842	2470	17312		13645	10792
77374		77374		77369	10796
75472		75472		75502	10799
3477330	1871287	5348618	33	2639718	11
3477330	1871287	5348618	33	2639718	110
3477330	1871287	5348618	33	2639718	1104
342035	77652	419687		342035	11041
24781		24781	33	24748	11042
3110514	1793635	4904150		2272934	11043
103132961	17119452	120252412	63067	47422829	12
103132961	17119452	120252412	63067	47422829	120
103132961	17119452	120252412	63067	47422829	1200
103132961	17119452	120252412	63067	47422829	12001
11616685	1379296	12995981	3551	11561469	13
11272760	1379296	12652056	3474	11217859	131
9747813	1223453	10971266	3250	9693136	1311
9747813	1223453	10971266	3250	9693136	13112
1524947	155843	1680790	224	1524723	1312
1524947	155843	1680790	224	1524723	13121
343925		343925	76	343610	139
343925		343925	76	343610	1393 & 1394
343925		343925	76	343610	13930 & 13942
84759	1548	86307		83608	14
84759	1548	86307		83608	141
84759	1548	86307		83608	1410
84759	1548	86307		83608	14103 & 14105
563022	3603	566625	340	562711	15
563022	3603	566625	340	562711	151 & 152
563022	3603	566625	340	562711	1511 & 1520
563022	3603	566625	340	562711	15111 & 15201

TABLE - 10.0 **CENSUS VALUE ADDED** **KP**

2015-16

Value in '000' Rs

Industry Code	Industry Major Groups & Industries	No. of establishments	Total production at basic prices	Total Industrial Cost	Census value added at basic prices	Import/Excise Duty/less subsidy
1	2	3	4	5	6	7
16	WOOD AND WOOD PRODUCTS	13	8230099	6445001	1785098	56871
162	Products of wood, cork, straw etc.	13	8230099	6445001	1785098	56871
1621	Veneer sheets & wood-based panels	13	8230099	6445001	1785098	56871
16212	Plywood/ veneer panel/ laminated sheets	7	2656533	2298843	357690	
16213	Particle board/ densified wood etc.	6	5573566	4146158	1427408	56871
17	PAPER AND PAPER PRODUCTS	45	12756269	9007959	3735347	-16540
170	Paper & paper products	45	12756269	9007959	3735347	-16540
1701	Pulp, paper & paperboard	15	2104971	1765314	339101	-14362
17013	Paper & paperboard	12	2047297	1743417	303324	-14362
17019	Others n.e.c.	3	57674	21897	35777	
1702	Corrugated paper/ paperboard & containers	30	10651297	7242645	3396246	-2177
17021 &	Corrugated paper/ paperboard containers					
17022	Sacks, bags & similar articles of paper	30	10651297	7242645	3396246	-2177
18	PRINTING/REPRODUCTION OF RECORDED MEDIA	27	519763	262528	257235	-1567
181	Printing	27	519763	262528	257235	-1567
1811	Printing	27	519763	262528	257235	-1567
18112	Printing of books, brochures, maps etc	25	496263	259478	236785	-1567
18114	Printing of diaries & calendars etc	2	23500	3050	20450	
19	COKE AND REFINED PETROLEUM PRODUCTS	2	64443	38690	25753	
192	Refined petroleum products	2	64443	38690	25753	
1920	Refined petroleum products	2	64443	38690	25753	
19203	Oil-based lubricating oils or greases	2	64443	38690	25753	
20	CHEMICALS AND CHEMICAL PRODUCTS	70	9452374	6043457	3408917	65464
201	Basic chemicals, fertilizers etc.	26	3336871	2291918	1044953	44343
2011	Basic chemicals	15	1793851	1347610	446241	-1642
20111 &	Inorganic industrial/ medical gases					
20112	Dyes & pigments in basic form	3	1194625	1023506	171119	-3
20113	Manufacture of inorganic acids & bases	5	105539	73537	32001	
20115	Basic organic chemicals	7	493687	250567	243121	-1639
2013	Plastics & synthetic rubber	11	1543020	944308	598712	45985
20131	Plastics in primary forms	11	1543020	944308	598712	45985
202	Other chemical products	44	6115503	3751539	2363964	21121
2022	Paints, varnishes & printing ink etc.	3	64500	39715	24785	-224
20221 &	Paints & varnishes etc					
20227	Printing ink	3	64500	39715	24785	-224
2023	Soap, perfumes & toilet preparations	20	1992277	1262370	729906	-210
20232	Soap	6	657900	517700	140200	-207
20234	Detergent, dish-washing preparation etc	9	520930	362713	158217	-3
20236	Perfumes & toilet preparations	5	813447	381957	431489	
2029	Other chemical products n.e.c.	21	4058727	2449453	1609273	21555
20291 &	Propellant powders/ explosives					
20292	Gelatine/ glues & prepared adhesives	3	1546749	706441	840307	11939
20298	Matches	15	2296385	1604770	691615	9616
20299	Others n.e.c.	3	215593	138242	77351	
21	BASIC PHARMACEUTICAL PRODUCTS	63	28902580	16797538	12092504	37394
210	Pharmaceuticals	63	28902580	16797538	12092504	37394
2100	Pharmaceuticals	63	28902580	16797538	12092504	37394
21001	Medicinal active substances	59	19194002	10923304	8270698	36394
21003	Medicaments/ homeopathic preparations	4	9708578	5874234	3821806	1000
22	RUBBER AND PLASTICS PRODUCTS	83	17796801	11816143	5963219	82148
221	Rubber products	2	243310	153969	89307	
2211 &	Rubber tyres & tubes					
2219	Other rubber products	2	243310	153969	89307	
22111 &	Rubber tyres					
22191	Other products of rubber	2	243310	153969	89307	
222	Plastics products	81	17553491	11662174	5873912	82148
2220	Plastics products	81	17553491	11662174	5873912	82148
22201	Plastic products for packing of goods	47	15286771	10208508	5060858	70798
22202	Builders' plastics ware	20	1220797	929106	291691	12000
22203	Plastic tableware, kitchenware etc	5	480485	274438	206047	-356
22209	Other diverse plastic products	9	565439	250123	315316	-294
23	OTHER NON-METALLIC MINERAL PRODUCTS	2145	127583672	55304959	72269850	1363856
231	Glass & glass products	7	8002463	4207761	3794702	
2310	Glass & glass products	7	8002463	4207761	3794702	
23101	Flat glass/ glass paving blocks	4	6794508	3431697	3362812	
23102	Glass mirror/ bottle/ drinking glass	3	1207955	776064	431890	
239	Non-metallic mineral products n.e.c.	2138	119581209	51097197	68475148	1363856
2391 &	Refractory products					
2392	Clay building materials	538	23511436	6598919	16912105	3950

TABLE - 10.0 **CENSUS VALUE ADDED** **KP**

2015-16

Value in '000' Rs

Census value added at producer prices	Sales Tax (Net)	Census value added at market prices	District/Provincial Taxes & land/vehicles tax	Census value added at factor cost	Industry Code
8	9	10	11	12	1
1841969	707406	2549375	934	1784164	16
1841969	707406	2549375	934	1784164	162
1841969	707406	2549375	934	1784164	1621
357690	102255	459945	353	357337	16212
1484279	605151	2089430	581	1426827	16213
3718808	323981	4042789	7502	3727846	17
3718808	323981	4042789	7502	3727846	170
324739	304694	629433	6430	332671	1701
288962	304694	593656	6430	296894	17013
35777		35777		35777	17019
3394069	19287	3413356	1071	3395175	1702
3394069	19287	3413356	1071	3395175	17021 & 17022
255667	194	255862	135	257100	18
255667	194	255862	135	257100	181
255667	194	255862	135	257100	1811
235217	194	235412	135	236650	18112
20450		20450		20450	18114
25753		25753		25753	19
25753		25753		25753	192
25753		25753		25753	1920
25753		25753		25753	19203
3474381	760561	4234942	5455	3403462	20
1089296	347706	1437001	1110	1043843	201
444599	90274	534873	334	445906	2011
171116	47078	218194		171119	20111 & 20112
32001	8662	40663	334	31667	20113
241482	34534	276016		243121	20115
644697	257432	902128	775	597937	2013
644697	257432	902128	775	597937	20131
2385085	412856	2797941	4346	2359619	202
24560	812	25372	269	24516	2022
24560	812	25372	269	24516	20221 & 20227
729696	78052	807748	2171	727735	2023
139993	12281	152274	1856	138344	20232
158214	65771	223985	315	157902	20234
431489		431489		431489	20236
1630829	333992	1964820	1906	1607368	2029
852246	228165	1080411		840307	20291 & 20292
701232	105827	807058	1906	689710	20298
77351		77351		77351	20299
12129897	2426	12132323	3680	12088823	21
12129897	2426	12132323	3680	12088823	210
12129897	2426	12132323	3680	12088823	2100
8307091	2426	8309517	3432	8267265	21001
3822806		3822806	248	3821558	21003
6045367	1099742	7145110	3126	5960093	22
89307	10981	100288	18	89289	221
89307	10981	100288	18	89289	2211 & 2219
89307	10981	100288	18	89289	22111 & 22191
5956060	1088761	7044822	3108	5870804	222
5956060	1088761	7044822	3108	5870804	2220
5131656	1054917	6186573	912	5059946	22201
303691	33087	336778	1248	290443	22202
205691	758	206449	866	205182	22203
315022		315022	83	315233	22209
73633706	11470518	85104224	36084	72233766	23
3794702	161871	3956573	501	3794201	231
3794702	161871	3956573	501	3794201	2310
3362812		3362812		3362812	23101
431890	161871	593762	501	431389	23102
69839004	11308647	81147651	35582	68439566	239
16916055	94575	17010630	9451	16902655	2391 & 2392

TABLE - 10.0 **CENSUS VALUE ADDED** **KP**

2015-16

Value in '000' Rs

Industry Code	Industry Major Groups & Industries	No. of establishments	Total production at basic prices	Total Industrial Cost	Census value added at basic prices	Import/Excise Duty/less subsidy
1	2	3	4	5	6	7
23912 &	Manufacture of refractory ceramic goods					
23921	Ceramic tiles, mosaic cubes etc.	3	532606	380571	152035	
23922	Non-refractory clay building materials	535	22978830	6218348	16760070	3950
2393 &	Other porcelain & ceramic products					
2394	Cement, lime & plaster	49	73920997	32187249	41733748	1381334
23931 &	Ceramic tableware & domestic articles					
23941	Clinkers & hydraulic cement	6	72238771	31346347	40892425	1381334
23943	Plasters of calcined gypsum/ sulphate	43	1682226	840902	841324	
2395	Articles of concrete, cement & plaster	697	7514380	4396637	3112725	-7229
23951 &	Precast concrete, cement or stone					
23952	Structural component of cement, concrete	697	7514380	4396637	3112725	-7229
2396	Cutting, shaping & finishing of stone	848	14300684	7762718	6534532	-14137
23961	Cutting, shaping & finishing of stone	848	14300684	7762718	6534532	-14137
2399	Other non-metallic mineral products	6	333712	151675	182037	-62
23991 &	Millstones/abrasive products and polishing					
23995	Articles of asphalt etc	6	333712	151675	182037	-62
24	BASIC METALS	41	35571392	31653692	3880162	893923
241 &	Basic iron & steel					
242	Basic precious & non-ferrous metals	41	35571392	31653692	3880162	893923
2410 &	Basic iron & steel					
2420	Basic precious & non-ferrous metals	41	35571392	31653692	3880162	893923
24104	Remelting of scrap ingot of iron/ steel	12	5852592	5192167	660425	58229
24106	Hot/cold-rolled products of steel	24	29402623	26254475	3115697	835839
24108 &	Welded tubes & pipes of steel					
24202	Aluminium & alloys	5	316177	207050	104040	-145
25	FABRICATED METAL PRODUCTS	60	3713499	1231628	2481871	38215
251	Structural metal products etc	13	418708	207627	211082	-68
2511	Structural metal products	13	418708	207627	211082	-68
25112 &	Metal door, window, shutter, gates etc					
25119	Others n.e.c.	13	418708	207627	211082	-68
252	Weapons & ammunition	35	743629	242729	500900	38283
2520	Weapons & ammunition	35	743629	242729	500900	38283
25202	Small arms	35	743629	242729	500900	38283
259	Other fabricated metal products	12	2551161	781272	1769889	
2593 &	Cutlery, h& tools & general hardware					
2599	Other fabricated metal products n.e.c.	12	2551161	781272	1769889	
25932 &	Knives, h& tools, saw blades etc					
25991	Cans, drums, buckets, boxes, tins etc	9	173113	77834	95279	
25994	Metal household articles	3	2378048	703438	1674610	
26	COMPUTER, ELECTRONIC AND OPTICAL PRODUCTS	2	8296804	5291768	3005036	
263	Communication equipment	2	8296804	5291768	3005036	
2630	Communication equipment	2	8296804	5291768	3005036	
26301	Telephones pbx, facsimile equipment etc	2	8296804	5291768	3005036	
27	ELECTRICAL EQUIPMENT	21	6255111	4410230	1844881	10
271 &	Electric motor, generator, transformer					
272	Batteries & accumulators	3	3378038	2082278	1295760	
2710 &	Electric motors, generators, transformers etc.					
2720	Batteries & accumulators	3	3378038	2082278	1295760	
27101 &	Electric transformers					
27203	Lead acid/ lithium/ dry/ wet batteries	3	3378038	2082278	1295760	
273	Wiring & wiring devices	6	574215	390699	183517	
2732	Other electric wires & cables	6	574215	390699	183517	
27320	Insulated wire & cable	6	574215	390699	183517	
274	Electric lighting equipment	5	2240680	1903408	337273	
2740	Electric lighting equipment	5	2240680	1903408	337273	
27401	Lamps, bulbs, ch&eliers,lanterns etc.	5	2240680	1903408	337273	
275	Domestic appliances	7	62177	33845	28332	10
2750	Domestic appliances	7	62177	33845	28332	10
27501	Domestic electric appliances	5	47325	28235	19090	
27503	Domestic non-electric cooking equipment	2	14852	5610	9242	10
28	MACHINERY AND EQUIPMENT N.E.C.	5	1420071	1107039	312732	10689
281	General-purpose machinery	3	790250	621782	168468	10689
2813	Other pumps, compressors, taps & valves	3	790250	621782	168468	10689
28132	Pumps for liquids	3	790250	621782	168468	10689
282	Special-purpose machinery	2	629821	485257	144264	
2822 &	Metal-forming machinery & machine tools					
2824	Mining/ quarrying/ construction machinery	2	629821	485257	144264	
28223 &	Stamping or pressing machine tools					
28242	Boring, cutting & tunnelling machinery	2	629821	485257	144264	

TABLE - 10.0 **CENSUS VALUE ADDED** **KP**

2015-16

Value in '000' Rs

Census value added at producer prices	Sales Tax (Net)	Census value added at market prices	District/Provincial Taxes & land/vehicles tax	Census value added at factor cost	Industry Code
8	9	10	11	12	1
152035	93008	245043		152035	23912 & 23921
16764020	1566	16765587	9451	16750620	23922
43115082	11124945	54240027		41733748	2393 & 2394
42273759	11124945	53398703		40892425	23931 & 23941
841324		841324		841324	23943
3105496	12838	3118334	7383	3105342	2395
3105496	12838	3118334	7383	3105342	23951 & 23952
6520396	17347	6537743	18748	6515784	2396
6520396	17347	6537743	18748	6515784	23961
181975	58942	240917		182037	2399
181975	58942	240917		182037	23991 & 23995
4774084	502734	5276819	19756	3860406	24
4774084	502734	5276819	19756	3860406	241 & 242
4774084	502734	5276819	19756	3860406	2410 & 2420
718654	195728	914382	1715	658710	24104
3951535	272488	4224024	18041	3097656	24106
103895	34518	138413		104040	24108 & 24202
2520086	35969	2556055	539	2481332	25
211014		211014	83	210998	251
211014		211014	83	210998	2511
211014		211014	83	210998	25112 & 25119
539184	35969	575153	456	500445	252
539184	35969	575153	456	500445	2520
539184	35969	575153	456	500445	25202
1769889		1769889		1769889	259
1769889		1769889		1769889	2593 & 2599
95279		95279		95279	25932 & 25991
1674610		1674610		1674610	25994
3005036		3005036		3005036	26
3005036		3005036		3005036	263
3005036		3005036		3005036	2630
3005036		3005036		3005036	26301
1844891	557045	2401936	233	1844648	27
1295760	104150	1399910		1295760	271 & 272
1295760	104150	1399910		1295760	2710 & 2720
1295760	104150	1399910		1295760	27101 & 27203
183517	51938	235455	95	183422	273
183517	51938	235455	95	183422	2732
183517	51938	235455	95	183422	27320
337273	400957	738230	121	337151	274
337273	400957	738230	121	337151	2740
337273	400957	738230	121	337151	27401
28342		28342	17	28315	275
28342		28342	17	28315	2750
19090		19090		19090	27501
9252		9252	17	9225	27503
323421	49809	373230		312732	28
179157	49511	228668		168468	281
179157	49511	228668		168468	2813
179157	49511	228668		168468	28132
144264	298	144562		144264	282
144264	298	144562		144264	2822 & 2824
144264	298	144562		144264	28223 & 28242

TABLE - 10.0 **CENSUS VALUE ADDED** **KP**

2015-16

Value in '000' Rs

Industry Code	Industry Major Groups & Industries	No. of establishments	Total production at basic prices	Total Industrial Cost	Census value added at basic prices	Import/Excise Duty/less subsidy
1	2	3	4	5	6	7
29	MOTOR VEHICLES, TRAILERS AND SEMI	4	827375	548590	278785	-55
291 &	Motor vehicles					
293	Parts & accessories for motor vehicles	4	827375	548590	278785	-55
2910 &	Motor vehicles					
2930	Parts & accessories for motor vehicles	4	827375	548590	278785	-55
29101 &	Passenger cars, commercial busses etc.					
29103 &	Other motor vehicles					
29301	Parts & accessories for motor vehicles	4	827375	548590	278785	-55
30	OTHER TRANSPORT EQUIPMENT	3	243317	142544	100729	
302 &	Railway locomotives & rolling stock					
309	Transport equipment n.e.c.	3	243317	142544	100729	
3020 &	Railway locomotives & rolling stock					
3091	Motorcycles	3	243317	142544	100729	
30202 &	Railway or tramway coaches services etc.					
30911	Motorcycles, engines for motorcycles	3	243317	142544	100729	
31	FURNITURE	360	5323339	3335467	1987872	-86
310	Furniture	360	5323339	3335467	1987872	-86
3100	Furniture	360	5323339	3335467	1987872	-86
31001 &	Furniture & fixtures.					
31002	Furniture for shops/churches, schools, restaurants	118	2624787	1862017	762770	-184
31003	manufacture of office furniture	5	118995	44290	74705	25
31004	Furniture for kitchen bedrooms etc.	237	2579557	1429160	1150397	73
32	OTHER MANUFACTURING	3	244812	170570	74242	6667
324 &	Games & toys					
325	Medical & dental instruments & supplies	3	244812	170570	74242	6667
3240 &	Games & toys					
3250	Medical & dental instruments & supplies	3	244812	170570	74242	6667
32401 &	Dolls, toy animals etc.					
32509	Others n.e.c.	3	244812	170570	74242	6667

TABLE - 10.0 **CENSUS VALUE ADDED** **KP**

2015-16

Value in '000' Rs

Census value added at producer prices	Sales Tax (Net)	Census value added at market prices	District/Provincial Taxes & land/vehicles tax	Census value added at factor cost	Industry Code
8	9	10	11	12	1
278730		278730		278785	29
278730		278730		278785	291 & 293
278730		278730		278785	2910 & 2930
278730		278730		278785	29101 & 29103 & 29301
100729		100729		100729	30
100729		100729		100729	302 & 309
100729		100729		100729	3020 & 3091
100729		100729		100729	30202 & 30911
1987786	74975	2062761	1797	1986075	31
1987786	74975	2062761	1797	1986075	310
1987786	74975	2062761	1797	1986075	3100
762586	65235	827821	836	761934	31001 & 31002
74730		74730	10	74695	31003
1150470	9740	1160210	951	1149446	31004
80909	5039	85948	31	74211	32
80909	5039	85948	31	74211	324 & 325
80909	5039	85948	31	74211	3240 & 3250
80909	5039	85948	31	74211	32401 & 32509

TABLE - 11.0 **CONTRIBUTION TO GDP** **KP**

2015-16

Value in '000' Rs

Industry Code	Industry Major Groups & Industries	No. of establishments	Census Value Added at Market Price	Non Industrial Receipts	Non Industrial Payments	Contribution to GDP at Market Price	Sales Tax (Net)
1	2	3	4	5	6	7	8
C	**ALL INDUSTIRES**	**3357**	**287993280**	**105155**	**23448245**	**264650190**	**37260027**
10	FOOD PRODUCTS	309	17111715	15323	2130722	14996316	1294440
101 &	Processing & preserving of meat						
103	Processing of fruit/ vegetables	4	84282		13974	70308	
1010 &	Processing & preserving of meat						
1030	Processing/ preserving of fruit/ vegetables	4	84282		13974	70308	
10104 &	Meat products						
10305	Jams, jellies & marmalades	4	84282		13974	70308	
104	Vegetable & animal oils/ fats	17	6087891	470	855044	5233317	1016911
1040	Vegetable & animal oils & fats	17	6087891	470	855044	5233317	1016911
10401	Crude / refined vegetable oils	17	6087891	470	855044	5233317	1016911
105	Dairy products	48	980114	8378	55497	932995	4161
1050	Dairy products	48	980114	8378	55497	932995	4161
10506	Ice cream & other edible ice.	48	980114	8378	55497	932995	4161
106	Grain mill products, starches etc	199	6331550		660178	5671372	54395
1061	Grain mill products	199	6331550		660178	5671372	54395
10611	Grain milling.	188	5949996		582157	5367839	54395
10612 &	Rice milling.						
10613	Vegetable milling	11	381554		78021	303533	
107	Other food products	41	3627878	6474	546028	3088324	218973
1071	Bakery products	25	788686		167028	621659	50600
10711 &	Bread & rolls						
10712	Pastry, cakes, pies etc.	4	69703		3936	65766	
10713	Rusks, biscuits & bakery products	15	643254		154512	488741	50600
10719	Others n.e.c.	6	75730		8579	67151	
1072	Sugar	3	2349823	6474	331378	2024919	112340
10721	Sugar & sugar substitutes	3	2349823	6474	331378	2024919	112340
1073	Chocolate & sugar confectionery	5	319211		19711	299500	53563
10732	Chocolate & sugar confectionery	3	294010		17612	276398	53553
10733	Chewing gum	2	25201		2099	23102	10
1079	Other food products n.e.c.	8	170158		27912	142246	2470
10792	Blending of tea & mate	2	17312		2573	14739	2470
10796	Spices, sauces & condiments	2	77374		12062	65312	
10799	Others n.e.c.	4	75472		13277	62195	
11	BEVERAGES	11	5348618		1420631	3927987	1871287
110	Beverages	11	5348618		1420631	3927987	1871287
1104	Soft drinks, mineral waters etc	11	5348618		1420631	3927987	1871287
11041	Non-alcoholic beverages	3	419687		15725	403962	77652
11042	Natural mineral waters/ bottled waters	4	24781		4088	20693	
11043	Soft drinks like lemonade, cola etc.	4	4904150		1400818	3503332	1793635
12	TOBACCO PRODUCTS	9	120252412		6705130	113547282	17119452
120	Tobacco products	9	120252412		6705130	113547282	17119452
1200	Tobacco products	9	120252412		6705130	113547282	17119452
12001	Tobacco products & substitutes etc.	9	120252412		6705130	113547282	17119452
13	TEXTILES	39	12995981	146	1640672	11355455	1379296
131	Spinning, weaving, finishing of textile	33	12652056	146	1601808	11050394	1379296
1311	Spinning of textile fibres	21	10971266	146	1342730	9628682	1223453
13112	Spinning of yarn or thread	21	10971266	146	1342730	9628682	1223453
1312	Weaving of textiles	12	1680790		259078	1421712	155843
13121	Broad woven fabrics	12	1680790		259078	1421712	155843
139	Other textiles	6	343925		38864	305061	
1393 &	Carpets & rugs						
1394	Cordage, rope, twine & netting	6	343925		38864	305061	
13930 &	Floor coverings like carpets, rugs etc.						
13942	Knotted netting of twine, cordage/ rope	6	343925		38864	305061	
14	WEARING APPAREL	2	86307		15369	70938	1548
141	Wearing apparel	2	86307		15369	70938	1548
1410	Wearing apparel	2	86307		15369	70938	1548
14103 &	Underwear/ nightwear						
14105	Other clothing accessories	2	86307		15369	70938	1548
15	LEATHER PRODUCTS	40	566625		107525	459100	3603
151 &	Tanning of leather & leather products						
152	Footwear	40	566625		107525	459100	3603
1511 &	Tanning & dressing of leather						
1520	Footwear	40	566625		107525	459100	3603
15111 &	Tanning/ dressing of hides & skins						
15201	Footwear	40	566625		107525	459100	3603

TABLE - 11.0 **CONTRIBUTION TO GDP** **KP**

2015-16

Value in '000' Rs

Contribution to GDP at Producer Price	Excise Duty & Other Taxes less Subsidies	Contribution to GDP at Basic Price	District/Provincial Taxes and Land/Vehicle Tax	Contribution to GDP at Factor Cost	Industry Code
9	10	11	12	13	1
227390163	**60478392**	**166911771**	**156580**	**166755191**	**C**
13701876	1403971	12297905	10318	12287587	10
70308		70308		70308	101 & 103
70308		70308		70308	1010 & 1030
70308		70308		70308	10104 & 10305
4216406	1508000	2708406	688	2707718	104
4216406	1508000	2708406	688	2707718	1040
4216406	1508000	2708406	688	2707718	10401
928834	70	928764	3420	925343	105
928834	70	928764	3420	925343	1050
928834	70	928764	3420	925343	10506
5616977	-8922	5625899	4700	5621199	106
5616977	-8922	5625899	4700	5621199	1061
5313444	-8922	5322366	4700	5317667	10611
303533		303533		303533	10612 & 10613
2869351	-95177	2964528	1510	2963018	107
571059	-2	571061	1464	569597	1071
65766		65766	1044	64722	10711 & 10712
438141	49	438093	352	437741	10713
67151	-51	67202	68	67134	10719
1912579	-96350	2008929		2008929	1072
1912579	-96350	2008929		2008929	10721
245937	3	245934	46	245888	1073
222845		222845	28	222817	10732
23092	3	23089	18	23071	10733
139776	1172	138604		138604	1079
12269	1197	11072		11072	10792
65312	5	65307		65307	10796
62195	-30	62225		62225	10799
2056700	837580	1219120	33	1219087	11
2056700	837580	1219120	33	1219087	110
2056700	837580	1219120	33	1219087	1104
326310		326310		326310	11041
20693		20693	33	20660	11042
1709697	837580	872117		872117	11043
96427831	55647064	40780766	63067	40717699	12
96427831	55647064	40780766	63067	40717699	120
96427831	55647064	40780766	63067	40717699	1200
96427831	55647064	40780766	63067	40717699	12001
9976159	51665	9924494	3551	9920944	13
9671098	51427	9619672	3474	9616197	131
8405229	51427	8353803	3250	8350552	1311
8405229	51427	8353803	3250	8350552	13112
1265869		1265869	224	1265645	1312
1265869		1265869	224	1265645	13121
305061	239	304823	76	304746	139
305061	239	304823	76	304746	1393 & 1394
305061	239	304823	76	304746	13930 & 13942
69390	1151	68239		68239	14
69390	1151	68239		68239	141
69390	1151	68239		68239	1410
69390	1151	68239		68239	14103 & 14105
455497	-28	455525	340	455185	15
455497	-28	455525	340	455185	151 & 152
455497	-28	455525	340	455185	1511 & 1520
455497	-28	455525	340	455185	15111 & 15201

TABLE - 11.0 **CONTRIBUTION TO GDP** **KP**

2015-16

Value in '000' Rs

Industry Code	Industry Major Groups & Industries	No. of establishments	Census Value Added at Market Price	Non Industrial Receipts	Non Industrial Payments	Contribution to GDP at Market Price	Sales Tax (Net)
1	2	3	4	5	6	7	8
16	WOOD AND WOOD PRODUCTS	13	2549375		166132	2383243	707406
162	Products of wood, cork, straw etc.	13	2549375		166132	2383243	707406
1621	Veneer sheets & wood-based panels	13	2549375		166132	2383243	707406
16212	Plywood/ veneer panel/ laminated sheets	7	459945		12877	447068	102255
16213	Particle board/ densified wood etc.	6	2089430		153255	1936175	605151
17	PAPER AND PAPER PRODUCTS	45	4042789	12962	436585	3619167	323981
170	Paper & paper products	45	4042789	12962	436585	3619167	323981
1701	Pulp, paper & paperboard	15	629433	556	27746	602243	304694
17013	Paper & paperboard	12	593656	556	25780	568432	304694
17019	Others n.e.c.	3	35777		1966	33811	
1702	Corrugated paper/ paperboard & containers	30	3413356	12406	408839	3016923	19287
17021 &	Corrugated paper/ paperboard containers						
17022	Sacks, bags & similar articles of paper	30	3413356	12406	408839	3016923	19287
18	PRINTING/REPRODUCTION OF RECORDED MEDIA	27	255862		24249	231613	194
181	Printing	27	255862		24249	231613	194
1811	Printing	27	255862		24249	231613	194
18112	Printing of books, brochures, maps etc	25	235412		23509	211903	194
18114	Printing of diaries & calendars etc	2	20450		740	19710	
19	COKE AND REFINED PETROLEUM PRODUCTS	2	25753		523	25230	
192	Refined petroleum products	2	25753		523	25230	
1920	Refined petroleum products	2	25753		523	25230	
19203	Oil-based lubricating oils or greases	2	25753		523	25230	
20	CHEMICALS AND CHEMICAL PRODUCTS	70	4234942		376316	3858626	760561
201	Basic chemicals, fertilizers etc.	26	1437001		92806	1344195	347706
2011	Basic chemicals	15	534873		44909	489964	90274
20111 &	Inorganic industrial/ medical gases						
20112	Dyes & pigments in basic form	3	218194		11537	206657	47078
20113	Manufacture of inorganic acids & bases	5	40663		7748	32915	8662
20115	Basic organic chemicals	7	276016		25624	250392	34534
2013	Plastics & synthetic rubber	11	902128		47897	854232	257432
20131	Plastics in primary forms	11	902128		47897	854232	257432
202	Other chemical products	44	2797941		283510	2514431	412856
2022	Paints, varnishes & printing ink etc.	3	25372		1786	23586	812
20221 &	Paints & varnishes etc						
20227	Printing ink	3	25372		1786	23586	812
2023	Soap, perfumes & toilet preparations	20	807748		170146	637603	78052
20232	Soap	6	152274		31785	120489	12281
20234	Detergent, dish-washing preparation etc	9	223985		17214	206771	65771
20236	Perfumes & toilet preparations	5	431489		121147	310343	
2029	Other chemical products n.e.c.	21	1964820		111579	1853242	333992
20291 &	Propellant powders/ explosives						
20292	Gelatine/ glues & prepared adhesives	3	1080411		60867	1019544	228165
20298	Matches	15	807058		47881	759177	105827
20299	Others n.e.c.	3	77351		2831	74520	
21	BASIC PHARMACEUTICAL PRODUCTS	63	12132323	12538	2436811	9708050	2426
210	Pharmaceuticals	63	12132323	12538	2436811	9708050	2426
2100	Pharmaceuticals	63	12132323	12538	2436811	9708050	2426
21001	Medicinal active substances	59	8309517		1401972	6907545	2426
21003	Medicaments/ homeopathic preparations	4	3822806	12538	1034839	2800505	
22	RUBBER AND PLASTICS PRODUCTS	83	7145110	17439	556634	6605915	1099742
221	Rubber products	2	100288	34	295	100027	10981
2211 &	Rubber tyres & tubes						
2219	Other rubber products	2	100288	34	295	100027	10981
22111 &	Rubber tyres						
22191	Other products of rubber	2	100288	34	295	100027	10981
222	Plastics products	81	7044822	17405	556339	6505888	1088761
2220	Plastics products	81	7044822	17405	556339	6505888	1088761
22201	Plastic products for packing of goods	47	6186573	17405	332436	5871542	1054917
22202	Builders' plastics ware	20	336778		33835	302943	33087
22203	Plastic tableware, kitchenware etc	5	206449		13008	193441	758
22209	Other diverse plastic products	9	315022		177060	137961	
23	OTHER NON-METALLIC MINERAL PRODUCTS	2145	85104224	8864	5729874	79383214	11470518
231	Glass & glass products	7	3956573		571810	3384763	161871
2310	Glass & glass products	7	3956573		571810	3384763	161871
23101	Flat glass/ glass paving blocks	4	3362812		565081	2797730	
23102	Glass mirror/ bottle/ drinking glass	3	593762		6729	587032	161871
239	Non-metallic mineral products n.e.c.	2138	81147651	8864	5158064	75998451	11308647
2391 &	Refractory products						
2392	Clay building materials	538	17010630	412	698272	16312769	94575

TABLE - 11.0 **CONTRIBUTION TO GDP** **KP**

2015-16

Value in '000' Rs

Contribution to GDP at Producer Price	Excise Duty & Other Taxes less Subsidies	Contribution to GDP at Basic Price	District/Provincial Taxes and Land/Vehicle Tax	Contribution to GDP at Factor Cost	Industry Code
9	10	11	12	13	1
1675837	56871	1618966	934	1618032	16
1675837	56871	1618966	934	1618032	162
1675837	56871	1618966	934	1618032	1621
344813		344813	353	344460	16212
1331024	56871	1274153	581	1273572	16213
3295185	-16540	3311725	7502	3304223	17
3295185	-16540	3311725	7502	3304223	170
297549	-14362	311911	6430	305481	1701
263738	-14362	278100	6430	271670	17013
33811		33811		33811	17019
2997636	-2177	2999814	1071	2998742	1702
2997636	-2177	2999814	1071	2998742	17021 & 17022
231418	-1567	232986	135	232851	18
231418	-1567	232986	135	232851	181
231418	-1567	232986	135	232851	1811
211708	-1567	213276	135	213141	18112
19710		19710		19710	18114
25230		25230		25230	19
25230		25230		25230	192
25230		25230		25230	1920
25230		25230		25230	19203
3098065	65464	3032601	5455	3027146	20
996490	44343	952147	1110	951037	201
399690	-1642	401332	334	400997	2011
159579	-3	159582		159582	20111 & 20112
24253		24253	334	23919	20113
215857	-1639	217496		217496	20115
596800	45985	550815	775	550040	2013
596800	45985	550815	775	550040	20131
2101575	21121	2080454	4346	2076108	202
22774	-224	22999	269	22730	2022
22774	-224	22999	269	22730	20221 & 20227
559551	-210	559761	2171	557590	2023
108208	-207	108415	1856	106559	20232
141000	-3	141003	315	140688	20234
310343		310343		310343	20236
1519250	21555	1497695	1906	1495789	2029
791379	11939	779441		779441	20291 & 20292
653351	9616	643734	1906	641829	20298
74520		74520		74520	20299
9705624	37394	9668231	3680	9664551	21
9705624	37394	9668231	3680	9664551	210
9705624	37394	9668231	3680	9664551	2100
6905119	36394	6868726	3432	6865294	21001
2800505	1000	2799505	248	2799257	21003
5506172	82148	5424024	3126	5420898	22
89046		89046	18	89028	221
89046		89046	18	89028	2211 & 2219
89046		89046	18	89028	22111 & 22191
5417126	82148	5334978	3108	5331870	222
5417126	82148	5334978	3108	5331870	2220
4816625	70798	4745827	912	4744915	22201
269856	12000	257856	1248	256608	22202
192683	-356	193040	866	192174	22203
137961	-294	138255	83	138173	22209
67912696	1363856	66548839	36084	66512756	23
3222892		3222892	501	3222390	231
3222892		3222892	501	3222390	2310
2797730		2797730		2797730	23101
425161		425161	501	424660	23102
64689804	1363856	63325948	35582	63290366	239
16218195	3950	16214245	9451	16204794	2391 & 2392

TABLE - 11.0 **CONTRIBUTION TO GDP** **KP**

2015-16

Value in '000' Rs

Industry Code	Industry Major Groups & Industries	No. of establishments	Census Value Added at Market Price	Non Industrial Receipts	Non Industrial Payments	Contribution to GDP at Market Price	Sales Tax (Net)
1	2	3	4	5	6	7	8
23912 &	Manufacture of refractory ceramic goods						
23921	Ceramic tiles, mosaic cubes etc.	3	245043		13974	231069	93008
23922	Non-refractory clay building materials	535	16765587	412	684298	16081700	1566
2393 &	Other porcelain & ceramic products						
2394	Cement, lime & plaster	49	54240027		3538355	50701672	11124945
23931 &	Ceramic tableware & domestic articles						
23941	Clinkers & hydraulic cement	6	53398703		3450712	49947991	11124945
23943	Plasters of calcined gypsum/ sulphate	43	841324		87644	753680	
2395	Articles of concrete, cement & plaster	697	3118334	5018	314392	2808960	12838
23951 &	Precast concrete, cement or stone						
23952	Structural component of cement, concrete	697	3118334	5018	314392	2808960	12838
2396	Cutting, shaping & finishing of stone	848	6537743	3435	566160	5975018	17347
23961	Cutting, shaping & finishing of stone	848	6537743	3435	566160	5975018	17347
2399	Other non-metallic mineral products	6	240917		40885	200032	58942
23991 &	Millstones/abrasive products and polishing						
23995	Articles of asphalt etc	6	240917		40885	200032	58942
24	BASIC METALS	41	5276819	37539	471583	4842774	502734
241 &	Basic iron & steel						
242	Basic precious & non-ferrous metals	41	5276819	37539	471583	4842774	502734
2410 &	Basic iron & steel						
2420	Basic precious & non-ferrous metals	41	5276819	37539	471583	4842774	502734
24104	Remelting of scrap ingot of iron/ steel	12	914382		82193	832189	195728
24106	Hot/cold-rolled products of steel	24	4224024	32452	381179	3875296	272488
24108 &	Welded tubes & pipes of steel						
24202	Aluminium & alloys	5	138413	5087	8211	135289	34518
25	FABRICATED METAL PRODUCTS	60	2556055		199690	2356365	35969
251	Structural metal products etc	13	211014		15517	195496	
2511	Structural metal products	13	211014		15517	195496	
25112 &	Metal door, window, shutter, gates etc						
25119	Others n.e.c.	13	211014		15517	195496	
252	Weapons & ammunition	35	575153		36121	539032	35969
2520	Weapons & ammunition	35	575153		36121	539032	35969
25202	Small arms	35	575153		36121	539032	35969
259	Other fabricated metal products	12	1769889		148052	1621837	
2593 &	Cutlery, h& tools & general hardware						
2599	Other fabricated metal products n.e.c.	12	1769889		148052	1621837	
25932 &	Knives, h& tools, saw blades etc						
25991	Cans, drums, buckets, boxes, tins etc	9	95279		13930	81349	
25994	Metal household articles	3	1674610		134122	1540489	
26	COMPUTER, ELECTRONIC AND OPTICAL PRODUCTS	2	3005036		394021	2611014	
263	Communication equipment	2	3005036		394021	2611014	
2630	Communication equipment	2	3005036		394021	2611014	
26301	Telephones pbx, facsimile equipment etc	2	3005036		394021	2611014	
27	ELECTRICAL EQUIPMENT	21	2401936		335063	2066873	557045
271 &	Electric motor, generator, transformer						
272	Batteries & accumulators	3	1399910		113867	1286043	104150
2710 &	Electric motors, generators, transformers etc.						
2720	Batteries & accumulators	3	1399910		113867	1286043	104150
27101 &	Electric transformers						
27203	Lead acid/ lithium/ dry/ wet batteries	3	1399910		113867	1286043	104150
273	Wiring & wiring devices	6	235455		43163	192292	51938
2732	Other electric wires & cables	6	235455		43163	192292	51938
27320	Insulated wire & cable	6	235455		43163	192292	51938
274	Electric lighting equipment	5	738230		174104	564126	400957
2740	Electric lighting equipment	5	738230		174104	564126	400957
27401	Lamps, bulbs, ch&eliers,lanterns etc.	5	738230		174104	564126	400957
275	Domestic appliances	7	28342		3930	24412	
2750	Domestic appliances	7	28342		3930	24412	
27501	Domestic electric appliances	5	19090		2970	16120	
27503	Domestic non-electric cooking equipment	2	9252		960	8292	
28	MACHINERY AND EQUIPMENT N.E.C.	5	373230	300	113119	260411	49809
281	General-purpose machinery	3	228668		27721	200947	49511
2813	Other pumps, compressors, taps & valves	3	228668		27721	200947	49511
28132	Pumps for liquids	3	228668		27721	200947	49511
282	Special-purpose machinery	2	144562	300	85398	59464	298
2822 &	Metal-forming machinery & machine tools						
2824	Mining/ quarrying/ construction machinery	2	144562	300	85398	59464	298
28223 &	Stamping or pressing machine tools						
28242	Boring, cutting & tunnelling machinery	2	144562	300	85398	59464	298

TABLE - 11.0 **CONTRIBUTION TO GDP** **KP**

2015-16

Value in '000' Rs

Contribution to GDP at Producer Price	Excise Duty & Other Taxes less Subsidies	Contribution to GDP at Basic Price	District/Provincial Taxes and Land/Vehicle Tax	Contribution to GDP at Factor Cost	Industry Code
9	10	11	12	13	1
					23912 &
138061		138061		138061	23921
16080134	3950	16076184	9451	16066733	23922
					2393 &
39576727	1381334	38195393		38195393	2394
					23931 &
38823047	1381334	37441713		37441713	23941
753680		753680		753680	23943
2796122	-7229	2803351	7383	2795968	2395
					23951 &
2796122	-7229	2803351	7383	2795968	23952
5957671	-14137	5971807	18748	5953059	2396
5957671	-14137	5971807	18748	5953059	23961
141090	-62	141152		141152	2399
					23991 &
141090	-62	141152		141152	23995
4340040	893923	3446117	19756	3426361	24
					241 &
4340040	893923	3446117	19756	3426361	242
					2410 &
4340040	893923	3446117	19756	3426361	2420
636461	58229	578232	1715	576517	24104
3602808	835839	2766969	18041	2748928	24106
					24108 &
100771	-145	100916		100916	24202
2320396	38215	2282181	539	2281642	25
195496	-68	195564	83	195481	251
195496	-68	195564	83	195481	2511
					25112 &
195496	-68	195564	83	195481	25119
503063	38283	464780	456	464324	252
503063	38283	464780	456	464324	2520
503063	38283	464780	456	464324	25202
1621837		1621837		1621837	259
					2593 &
1621837		1621837		1621837	2599
					25932 &
81349		81349		81349	25991
1540489		1540489		1540489	25994
2611014		2611014		2611014	26
2611014		2611014		2611014	263
2611014		2611014		2611014	2630
2611014		2611014		2611014	26301
1509828	10	1509818	233	1509585	27
					271 &
1181893		1181893		1181893	272
					2710 &
1181893		1181893		1181893	2720
					27101 &
1181893		1181893		1181893	27203
140354		140354	95	140259	273
140354		140354	95	140259	2732
140354		140354	95	140259	27320
163169		163169	121	163048	274
163169		163169	121	163048	2740
163169		163169	121	163048	27401
24412	10	24402	17	24385	275
24412	10	24402	17	24385	2750
16120		16120		16120	27501
8292	10	8282	17	8265	27503
210602	10689	199913		199913	28
151436	10689	140747		140747	281
151436	10689	140747		140747	2813
151436	10689	140747		140747	28132
59166		59166		59166	282
					2822 &
59166		59166		59166	2824
					28223 &
59166		59166		59166	28242

TABLE - 11.0 **CONTRIBUTION TO GDP** **KP**

2015-16

Value in '000' Rs

Industry Code	Industry Major Groups & Industries	No. of establishments	Census Value Added at Market Price	Non Industrial Receipts	Non Industrial Payments	Contribution to GDP at Market Price	Sales Tax (Net)
1	2	3	4	5	6	7	8
29	MOTOR VEHICLES, TRAILERS AND SEMI	4	278730		1226	277504	
291 &	Motor vehicles						
293	Parts & accessories for motor vehicles	4	278730		1226	277504	
2910 &	Motor vehicles						
2930	Parts & accessories for motor vehicles	4	278730		1226	277504	
29101 &	Passenger cars, commercial busses etc.						
29103 &	Other motor vehicles						
29301	Parts & accessories for motor vehicles	4	278730		1226	277504	
30	OTHER TRANSPORT EQUIPMENT	3	100729	44	3281	97492	
302 &	Railway locomotives & rolling stock						
309	Transport equipment n.e.c.	3	100729	44	3281	97492	
3020 &	Railway locomotives & rolling stock						
3091	Motorcycles	3	100729	44	3281	97492	
30202 &	Railway or tramway coaches services etc.						
30911	Motorcycles, engines for motorcycles	3	100729	44	3281	97492	
31	FURNITURE	360	2062761		177050	1885711	74975
310	Furniture	360	2062761		177050	1885711	74975
3100	Furniture	360	2062761		177050	1885711	74975
31001 &	Furniture & fixtures.						
31002	Furniture for shops/churches, schools, restaurants	118	827821		64986	762835	65235
31003	manufacture of office furniture	5	74730		3608	71122	
31004	Furniture for kitchen bedrooms etc.	237	1160210		108456	1051754	9740
32	OTHER MANUFACTURING	3	85948		6039	79909	5039
324 &	Games & toys						
325	Medical & dental instruments & supplies	3	85948		6039	79909	5039
3240 &	Games & toys						
3250	Medical & dental instruments & supplies	3	85948		6039	79909	5039
32401 &	Dolls, toy animals etc.						
32509	Others n.e.c.	3	85948		6039	79909	5039

TABLE - 11.0 **CONTRIBUTION TO GDP** **KP**

2015-16

Value in '000' Rs

Contribution to GDP at Producer Price	Excise Duty & Other Taxes less Subsidies	Contribution to GDP at Basic Price	District/Provincial Taxes and Land/Vehicle Tax	Contribution to GDP at Factor Cost	Industry Code
9	10	11	12	13	1
277504	-55	277559		277559	29
277504	-55	277559		277559	291 & 293
277504	-55	277559		277559	2910 & 2930
277504	-55	277559		277559	29101 & 29103 & 29301
97492		97492		97492	30
97492		97492		97492	302 & 309
97492		97492		97492	3020 & 3091
97492		97492		97492	30202 & 30911
1810737	-86	1810822	1797	1809026	31
1810737	-86	1810822	1797	1809026	310
1810737	-86	1810822	1797	1809026	3100
697601	-184	697784	836	696949	31001 & 31002
71122	25	71097	10	71087	31003
1042014	73	1041941	951	1040990	31004
74870	6667	68203	31	68172	32
74870	6667	68203	31	68172	324 & 325
74870	6667	68203	31	68172	3240 & 3250
74870	6667	68203	31	68172	32401 & 32509

TABLE - 12.0 **VALUE OF INDIRECT TAXES AND SUBSIDIES** **KP**

2015-16

Value in '000' Rs

Industry Code	Industry Major Groups and Industries	No. of establishments	Total net indirect taxes (Col 5 -12)	Indirect Taxes		
				Total (Col 6 to 11)	Sales taxes (net)	Import duty
1	2	3	4	5	6	7
C	**ALL INDUSTIRES**	**3357**	**97894998**	**98081892**	**37260027**	**2934029**
10	FOOD PRODUCTS	309	2708729	2814539	1294440	1269166
101 &	Processing & preserving of meat					
103	Processing of fruit/ vegetables	4				
1010 &	Processing & preserving of meat					
1030	Processing/ preserving of fruit/ vegetables	4				
10104 &	Meat products					
10305	Jams, jellies & marmalades	4				
104	Vegetable & animal oils/ fats	17	2525599	2525602	1016911	1267969
1040	Vegetable & animal oils & fats	17	2525599	2525602	1016911	1267969
10401	Crude / refined vegetable oils	17	2525599	2525602	1016911	1267969
105	Dairy products	48	7651	7651	4161	
1050	Dairy products	48	7651	7651	4161	
10506	Ice cream & other edible ice.	48	7651	7651	4161	
106	Grain mill products, starches etc	199	50173	59548	54395	
1061	Grain mill products	199	50173	59548	54395	
10611	Grain milling.	188	50173	59548	54395	
10612 &	Rice milling.					
10613	Vegetable milling	11				
107	Other food products	41	125306	221737	218973	1197
1071	Bakery products	25	52062	52113	50600	
10711 &	Bread & rolls					
10712	Pastry, cakes, pies etc.	4	1044	1044		
10713	Rusks, biscuits & bakery products	15	51001	51001	50600	
10719	Others n.e.c.	6	17	68		
1072	Sugar	3	15990	112340	112340	
10721	Sugar & sugar substitutes	3	15990	112340	112340	
1073	Chocolate & sugar confectionery	5	53612	53612	53563	
10732	Chocolate & sugar confectionery	3	53581	53581	53553	
10733	Chewing gum	2	31	31	10	
1079	Other food products n.e.c.	8	3642	3672	2470	1197
10792	Blending of tea & mate	2	3667	3667	2470	1197
10796	Spices, sauces & condiments	2	5	5		
10799	Others n.e.c.	4	-30			
11	BEVERAGES	11	2708900	2708900	1871287	
110	Beverages	11	2708900	2708900	1871287	
1104	Soft drinks, mineral waters etc	11	2708900	2708900	1871287	
11041	Non-alcoholic beverages	3	77652	77652	77652	
11042	Natural mineral waters/ bottled waters	4	33	33		
11043	Soft drinks like lemonade, cola etc.	4	2631215	2631215	1793635	
12	TOBACCO PRODUCTS	9	72829583	72829583	17119452	518657
120	Tobacco products	9	72829583	72829583	17119452	518657
1200	Tobacco products	9	72829583	72829583	17119452	518657
12001	Tobacco products & substitutes etc.	9	72829583	72829583	17119452	518657
13	TEXTILES	39	1434512	1439901	1379296	47810
131	Spinning, weaving, finishing of textile	33	1434197	1439586	1379296	47810
1311	Spinning of textile fibres	21	1278130	1283519	1223453	47810
13112	Spinning of yarn or thread	21	1278130	1283519	1223453	47810
1312	Weaving of textiles	12	156067	156067	155843	
13121	Broad woven fabrics	12	156067	156067	155843	
139	Other textiles	6	315	315		
1393 &	Carpets & rugs					
1394	Cordage, rope, twine & netting	6	315	315		
13930 &	Floor coverings like carpets, rugs etc.					
13942	Knotted netting of twine, cordage/ rope	6	315	315		
14	WEARING APPAREL	2	2699	2699	1548	1151
141	Wearing apparel	2	2699	2699	1548	1151
1410	Wearing apparel	2	2699	2699	1548	1151
14103 &	Underwear/ nightwear					
14105	Other clothing accessories	2	2699	2699	1548	1151
15	LEATHER PRODUCTS	40	3915	4066	3603	
151 &	Tanning of leather & leather products					
152	Footwear	40	3915	4066	3603	
1511 &	Tanning & dressing of leather					
1520	Footwear	40	3915	4066	3603	
15111 &	Tanning/ dressing of hides & skins					
15201	Footwear	40	3915	4066	3603	

TABLE - 12.0 **VALUE OF INDIRECT TAXES AND SUBSIDIES** **KP**

2015-16

Value in '000' Rs

	Indirect Taxes			Subsidies	
Excise duty	District/ Provincial Taxes	Land Tax/Vehicle Tax	Other taxes on own production	Subsidies received	Industry Code
8	9	10	11	12	1
57731256	**22068**	**3537**	**130974**	**186894**	**C**
240615	1982	735	7601	105810	10
					101 & 103
					1010 & 1030
					10104 & 10305
240035	184	504		3	104
240035	184	504		3	1040
240035	184	504		3	10401
70	169	138	3114		105
70	169	138	3114		1050
70	169	138	3114		10506
454	1528	12	3160	9376	106
454	1528	12	3160	9376	1061
454	1528	12	3160	9376	10611
					10612 & 10613
57	101	81	1328	96431	107
49	98	38	1328	51	1071
	62		982		10711 & 10712
49	6	30	316		10713
	30	8	30	51	10719
				96350	1072
				96350	10721
3	3	43			1073
		28			10732
3	3	15			10733
5				30	1079
					10792
5					10796
				30	10799
837580	11	22			11
837580	11	22			110
837580	11	22			1104
					11041
	11	22			11042
837580					11043
55128408	145		62922		12
55128408	145		62922		120
55128408	145		62922		1200
55128408	145		62922		12001
9244	1535	1193	823	5389	13
9005	1458	1193	823	5389	131
9005	1458	1193	599	5389	1311
9005	1458	1193	599	5389	13112
			224		1312
			224		13121
239	76				139
239	76				1393 & 1394
239	76				13930 & 13942
					14
					141
					1410
					14103 & 14105
123	183	4	153	151	15
123	183	4	153	151	151 & 152
123	183	4	153	151	1511 & 1520
123	183	4	153	151	15111 & 15201

TABLE - 12.0 **VALUE OF INDIRECT TAXES AND SUBSIDIES** **KP**

2015-16

Value in '000' Rs

Industry Code	Industry Major Groups and Industries	No. of establishments	Total net indirect taxes (Col 5 -12)	Indirect Taxes		
				Total (Col 6 to 11)	Sales taxes (net)	Import duty
1	2	3	4	5	6	7
16	WOOD AND WOOD PRODUCTS	13	765212	765212	707406	42056
162	Products of wood, cork, straw etc.	13	765212	765212	707406	42056
1621	Veneer sheets & wood-based panels	13	765212	765212	707406	42056
16212	Plywood/ veneer panel/ laminated sheets	7	102609	102609	102255	
16213	Particle board/ densified wood etc.	6	662603	662603	605151	42056
17	PAPER AND PAPER PRODUCTS	45	314943	341372	323981	9889
170	Paper & paper products	45	314943	341372	323981	9889
1701	Pulp, paper & paperboard	15	296762	321014	304694	9889
17013	Paper & paperboard	12	296762	321014	304694	9889
17019	Others n.e.c.	3				
1702	Corrugated paper/ paperboard & containers	30	18181	20358	19287	
17021 &	Corrugated paper/ paperboard containers					
17022	Sacks, bags & similar articles of paper	30	18181	20358	19287	
18	PRINTING/REPRODUCTION OF RECORDED MEDIA	27	-1238	329	194	
181	Printing	27	-1238	329	194	
1811	Printing	27	-1238	329	194	
18112	Printing of books, brochures, maps etc	25	-1238	329	194	
18114	Printing of diaries & calendars etc	2				
19	COKE AND REFINED PETROLEUM PRODUCTS	2				
192	Refined petroleum products	2				
1920	Refined petroleum products	2				
19203	Oil-based lubricating oils or greases	2				
20	CHEMICALS AND CHEMICAL PRODUCTS	70	831480	835304	760561	67146
201	Basic chemicals, fertilizers etc.	26	393158	394800	347706	45979
2011	Basic chemicals	15	88966	90608	90274	
20111 &	Inorganic industrial/ medical gases					
20112	Dyes & pigments in basic form	3	47075	47078	47078	
20113	Manufacture of inorganic acids & bases	5	8996	8996	8662	
20115	Basic organic chemicals	7	32895	34534	34534	
2013	Plastics & synthetic rubber	11	304192	304192	257432	45979
20131	Plastics in primary forms	11	304192	304192	257432	45979
202	Other chemical products	44	438322	440504	412856	21166
2022	Paints, varnishes & printing ink etc.	3	857	1081	812	
20221 &	Paints & varnishes etc					
20227	Printing ink	3	857	1081	812	
2023	Soap, perfumes & toilet preparations	20	80013	80257	78052	
20232	Soap	6	13930	14137	12281	
20234	Detergent, dish-washing preparation etc	9	66083	66120	65771	
20236	Perfumes & toilet preparations	5				
2029	Other chemical products n.e.c.	21	357453	359166	333992	21166
20291 &	Propellant powders/ explosives					
20292	Gelatine/ glues & prepared adhesives	3	240104	240104	228165	11267
20298	Matches	15	117349	119062	105827	9899
20299	Others n.e.c.	3				
21	BASIC PHARMACEUTICAL PRODUCTS	63	43499	49061	2426	38282
210	Pharmaceuticals	63	43499	49061	2426	38282
2100	Pharmaceuticals	63	43499	49061	2426	38282
21001	Medicinal active substances	59	42251	47813	2426	38282
21003	Medicaments/ homeopathic preparations	4	1248	1248		
22	RUBBER AND PLASTICS PRODUCTS	83	1185017	1198793	1099742	95398
221	Rubber products	2	10999	10999	10981	
2211 &	Rubber tyres & tubes					
2219	Other rubber products	2	10999	10999	10981	
22111 &	Rubber tyres					
22191	Other products of rubber	2	10999	10999	10981	
222	Plastics products	81	1174018	1187794	1088761	95398
2220	Plastics products	81	1174018	1187794	1088761	95398
22201	Plastic products for packing of goods	47	1126627	1135891	1054917	79537
22202	Builders' plastics ware	20	46335	50196	33087	15861
22203	Plastic tableware, kitchenware etc	5	1267	1623	758	
22209	Other diverse plastic products	9	-212	83		
23	OTHER NON-METALLIC MINERAL PRODUCTS	2145	12870458	12894266	11470518	22
231	Glass & glass products	7	162373	162373	161871	
2310	Glass & glass products	7	162373	162373	161871	
23101	Flat glass/ glass paving blocks	4				
23102	Glass mirror/ bottle/ drinking glass	3	162373	162373	161871	
239	Non-metallic mineral products n.e.c.	2138	12708086	12731893	11308647	22
2391 &	Refractory products					
2392	Clay building materials	538	107975	107975	94575	5

TABLE - 12.0 **VALUE OF INDIRECT TAXES AND SUBSIDIES** **KP**

2015-16

Value in '000' Rs

	Indirect Taxes			Subsidies	
Excise duty	District/ Provincial Taxes	Land Tax/Vehicle Tax	Other taxes on own production	Subsidies received	Industry Code
8	9	10	11	12	1
14815	296	139	500		16
14815	296	139	500		162
14815	296	139	500		1621
	245	109			16212
14815	51	30	500		16213
	36		7466	26429	17
	36		7466	26429	170
			6430	24252	1701
			6430	24252	17013
					17019
	36		1035	2177	1702
					17021 &
	36		1035	2177	17022
	32	6	96	1567	18
	32	6	96	1567	181
	32	6	96	1567	1811
	32	6	96	1567	18112
					18114
					19
					192
					1920
					19203
2142	2378	404	2673	3824	20
5	760	4	345	1642	201
			334	1642	2011
					20111 &
				3	20112
			334		20113
				1639	20115
5	760	4	11		2013
5	760	4	11		20131
2136	1618	400	2328	2182	202
			269	224	2022
					20221 &
			269	224	20227
34	1570	178	423	244	2023
	1555	178	123	207	20232
34	15		300	37	20234
					20236
2102	48	222	1636	1714	2029
					20291 &
672					20292
1431	48	222	1636	1714	20298
					20299
4673	219	349	3112	5562	21
4673	219	349	3112	5562	210
4673	219	349	3112	5562	2100
3673	219	125	3088	5562	21001
1000		224	24		21003
526	432	18	2675	13776	22
	18				221
					2211 &
	18				2219
					22111 &
	18				22191
526	414	18	2675	13776	222
526	414	18	2675	13776	2220
526	326	18	568	9265	22201
	88		1160	3861	22202
			866	356	22203
			83	294	22209
1387642	13394	187	22502	23808	23
	501				231
	501				2310
					23101
	501				23102
1387642	12893	187	22502	23808	239
					2391 &
3945	7594	96	1761		2392

TABLE - 12.0 **VALUE OF INDIRECT TAXES AND SUBSIDIES** **KP**

2015-16

Value in '000' Rs

Industry Code	Industry Major Groups and Industries	No. of establishments	Total net indirect taxes (Col 5 -12)	Indirect Taxes		
				Total (Col 6 to 11)	Sales taxes (net)	Import duty
1	2	3	4	5	6	7
23912 &	Manufacture of refractory ceramic goods					
23921	Ceramic tiles, mosaic cubes etc.	3	93008	93008	93008	
23922	Non-refractory clay building materials	535	14967	14967	1566	5
2393 &	Other porcelain & ceramic products					
2394	Cement, lime & plaster	49	12506279	12506279	11124945	
23931 &	Ceramic tableware & domestic articles					
23941	Clinkers & hydraulic cement	6	12506279	12506279	11124945	
23943	Plasters of calcined gypsum/ sulphate	43				
2395	Articles of concrete, cement & plaster	697	12992	20775	12838	14
23951 &	Precast concrete, cement or stone					
23952	Structural component of cement, concrete	697	12992	20775	12838	14
2396	Cutting, shaping & finishing of stone	848	21959	37922	17347	3
23961	Cutting, shaping & finishing of stone	848	21959	37922	17347	3
2399	Other non-metallic mineral products	6	58880	58942	58942	
23991 &	Millstones/abrasive products and polishing					
23995	Articles of asphalt etc	6	58880	58942	58942	
24	BASIC METALS	41	1416413	1416558	502734	789106
241 &	Basic iron & steel					
242	Basic precious & non-ferrous metals	41	1416413	1416558	502734	789106
2410 &	Basic iron & steel					
2420	Basic precious & non-ferrous metals	41	1416413	1416558	502734	789106
24104	Remelting of scrap ingot of iron/ steel	12	255672	255672	195728	58229
24106	Hot/cold-rolled products of steel	24	1126368	1126368	272488	730877
24108 &	Welded tubes & pipes of steel					
24202	Aluminium & alloys	5	34373	34518	34518	
25	FABRICATED METAL PRODUCTS	60	74724	74792	35969	38207
251	Structural metal products etc	13	15	83		
2511	Structural metal products	13	15	83		
25112 &	Metal door, window, shutter, gates etc					
25119	Others n.e.c.	13	15	83		
252	Weapons & ammunition	35	74708	74708	35969	38207
2520	Weapons & ammunition	35	74708	74708	35969	38207
25202	Small arms	35	74708	74708	35969	38207
259	Other fabricated metal products	12				
2593 &	Cutlery, h& tools & general hardware					
2599	Other fabricated metal products n.e.c.	12				
25932 &	Knives, h& tools, saw blades etc					
25991	Cans, drums, buckets, boxes, tins etc	9				
25994	Metal household articles	3				
26	COMPUTER, ELECTRONIC AND OPTICAL PRODUCTS	2				
263	Communication equipment	2				
2630	Communication equipment	2				
26301	Telephones pbx, facsimile equipment etc	2				
27	ELECTRICAL EQUIPMENT	21	557288	557288	557045	
271 &	Electric motor, generator, transformer					
272	Batteries & accumulators	3	104150	104150	104150	
2710 &	Electric motors, generators, transformers etc.					
2720	Batteries & accumulators	3	104150	104150	104150	
27101 &	Electric transformers					
27203	Lead acid/ lithium/ dry/ wet batteries	3	104150	104150	104150	
273	Wiring & wiring devices	6	52033	52033	51938	
2732	Other electric wires & cables	6	52033	52033	51938	
27320	Insulated wire & cable	6	52033	52033	51938	
274	Electric lighting equipment	5	401078	401078	400957	
2740	Electric lighting equipment	5	401078	401078	400957	
27401	Lamps, bulbs, ch&eliers,lanterns etc.	5	401078	401078	400957	
275	Domestic appliances	7	27	27		
2750	Domestic appliances	7	27	27		
27501	Domestic electric appliances	5				
27503	Domestic non-electric cooking equipment	2	27	27		
28	MACHINERY AND EQUIPMENT N.E.C.	5	60498	60576	49809	10526
281	General-purpose machinery	3	60200	60278	49511	10526
2813	Other pumps, compressors, taps & valves	3	60200	60278	49511	10526
28132	Pumps for liquids	3	60200	60278	49511	10526
282	Special-purpose machinery	2	298	298	298	
2822 &	Metal-forming machinery & machine tools					
2824	Mining/ quarrying/ construction machinery	2	298	298	298	
28223 &	Stamping or pressing machine tools					
28242	Boring, cutting & tunnelling machinery	2	298	298	298	

TABLE - 12.0 **VALUE OF INDIRECT TAXES AND SUBSIDIES** **KP**

2015-16

Value in '000' Rs

	Indirect Taxes			Subsidies	
Excise duty	District/ Provincial Taxes	Land Tax/Vehicle Tax	Other taxes on own production	Subsidies received	Industry Code
8	9	10	11	12	1
					23912 & 23921
3945	7594	96	1761		23922
1381334					2393 & 2394
1381334					23931 & 23941
540	3291	37	4056	7783	23943 2395
540	3291	37	4056	7783	23951 & 23952
1824	2008	55	16685	15963	2396
1824	2008	55	16685	15963	23961
				62	2399
				62	23991 & 23995
104961	298	284	19174	145	24
104961	298	284	19174	145	241 & 242
104961	298	284	19174	145	2410 & 2420
	24		1691		24104
104961	274	284	17483		24106
				145	24108 & 24202
76	313	57	170	68	25
	83			68	251
	83			68	2511
	83			68	25112 & 25119
76	229	57	170		252
76	229	57	170		2520
76	229	57	170		25202
					259
					2593 & 2599
					25932 & 25991
					25994
					26
					263
					2630
					26301
10	150	76	7		27
					271 & 272
					2710 & 2720
					27101 & 27203
	18	76			273
	18	76			2732
	18	76			27320
	121				274
	121				2740
	121				27401
10	10		7		275
10	10		7		2750
					27501
10	10		7		27503
241				78	28
241				78	281
241				78	2813
241				78	28132
					282
					2822 & 2824
					28223 & 28242

TABLE - 12.0 **VALUE OF INDIRECT TAXES AND SUBSIDIES** **KP**

2015-16

Value in '000' Rs

Industry Code	Industry Major Groups and Industries	No. of establishments	Total net indirect taxes (Col 5 -12)	Indirect Taxes		
				Total (Col 6 to 11)	Sales taxes (net)	Import duty
1	2	3	4	5	6	7
29	MOTOR VEHICLES, TRAILERS AND SEMI	4	-55			
291 &	Motor vehicles					
293	Parts & accessories for motor vehicles	4	-55			
2910 &	Motor vehicles					
2930	Parts & accessories for motor vehicles	4	-55			
29101 &	Passenger cars, commercial busses etc.					
29103 &	Other motor vehicles					
29301	Parts & accessories for motor vehicles	4	-55			
30	OTHER TRANSPORT EQUIPMENT	3				
302 &	Railway locomotives & rolling stock					
309	Transport equipment n.e.c.	3				
3020 &	Railway locomotives & rolling stock					
3091	Motorcycles	3				
30202 &	Railway or tramway coaches services etc.					
30911	Motorcycles, engines for motorcycles	3				
31	FURNITURE	360	76686	76918	74975	
310	Furniture	360	76686	76918	74975	
3100	Furniture	360	76686	76918	74975	
31001 &	Furniture & fixtures.					
31002	Furniture for shops/churches, schools, restaurants	118	65887	66077	65235	
31003	manufacture of office furniture	5	35	35		
31004	Furniture for kitchen bedrooms etc.	237	10764	10806	9740	
32	OTHER MANUFACTURING	3	11737	11737	5039	6613
324 &	Games & toys					
325	Medical & dental instruments & supplies	3	11737	11737	5039	6613
3240 &	Games & toys					
3250	Medical & dental instruments & supplies	3	11737	11737	5039	6613
32401 &	Dolls, toy animals etc.					
32509	Others n.e.c.	3	11737	11737	5039	6613

TABLE - 12.0 **VALUE OF INDIRECT TAXES AND SUBSIDIES** **KP**

2015-16

Value in '000' Rs

	Indirect Taxes			Subsidies	
Excise duty	District/ Provincial Taxes	Land Tax/Vehicle Tax	Other taxes on own production	Subsidies received	Industry Code
8	9	10	11	12	1
				55	29
				55	291 & 293
				55	2910 & 2930
				55	29101 & 29103 & 29301
					30
					302 & 309
					3020 & 3091
					30202 & 30911
146	643	65	1089	232	31
146	643	65	1089	232	310
146	643	65	1089	232	3100
6	68	19	749	190	31001 & 31002
25	5		5		31003
115	570	46	335	42	31004
54	21		10		32
54	21		10		324 & 325
54	21		10		3240 & 3250
54	21		10		32401 & 32509

TABLE - 13.0 **STOCKS STATISTICS** **KP**

2015-16

Value in '000' Rs

Industry Code	Industry Major Groups & Industries	No. of establishments	Total stocks			Input materials		
			Value at the beginning of the year (col 7+10+13+16)	Value at the end of the year (col 8+11+14+17)	Net stocks increase (col 9+12+15+18)	Value at the beginning of the year	Value at the end of the year	Net stocks increase
1	2	3	4	5	6	7	8	9
C	**ALL INDUSTIRES**	**3357**	**54576156**	**57621324**	**3045168**	**35186147**	**36676472**	**1490326**
10	FOOD PRODUCTS	309	5108651	3529981	-1578669	1591980	1950002	358022
101 &	Processing & preserving of meat							
103	Processing of fruit/ vegetables	4	5561	25890	20329	1634	21963	20329
1010 &	Processing & preserving of meat							
1030	Processing/ preserving of fruit/ vegetables	4	5561	25890	20329	1634	21963	20329
10104 &	Meat products							
10305	Jams, jellies & marmalades	4	5561	25890	20329	1634	21963	20329
104	Vegetable & animal oils/ fats	17	2145459	2174396	28938	1367456	1578445	210990
1040	Vegetable & animal oils & fats	17	2145459	2174396	28938	1367456	1578445	210990
10401	Crude / refined vegetable oils	17	2145459	2174396	28938	1367456	1578445	210990
105	Dairy products	48	5000	4676	-324	5000	3230	-1770
1050	Dairy products	48	5000	4676	-324	5000	3230	-1770
10506	Ice cream & other edible ice.	48	5000	4676	-324	5000	3230	-1770
106	Grain mill products, starches etc	199	140199	315534	175335	102141	176011	73870
1061	Grain mill products	199	140199	315534	175335	102141	176011	73870
10611	Grain milling.	188	135294	223662	88368	99593	170202	70609
10612 &	Rice milling.							
10613	Vegetable milling	11	4905	91872	86968	2548	5809	3261
107	Other food products	41	2812432	1009485	-1802947	115749	170353	54604
1071	Bakery products	25	6894	24891	17998	622	8167	7545
10711 &	Bread & rolls							
10712	Pastry, cakes, pies etc.	4	100	680	580		200	200
10713	Rusks, biscuits & bakery products	15	6145	22717	16573	73	7173	7100
10719	Others n.e.c.	6	649	1494	845	549	794	245
1072	Sugar	3	2653538	779194	-1874344			
10721	Sugar & sugar substitutes	3	2653538	779194	-1874344			
1073	Chocolate & sugar confectionery	5	123549	165098	41549	98440	136588	38148
10732	Chocolate & sugar confectionery	3	99439	124796	25357	74330	96286	21956
10733	Chewing gum	2	24110	40302	16192	24110	40302	16192
1079	Other food products n.e.c.	8	28451	40302	11851	16687	25598	8911
10792	Blending of tea & mate	2	11183	10290	-893	11183	10290	-893
10796	Spices, sauces & condiments	2	15178	24432	9254	4604	13858	9254
10799	Others n.e.c.	4	2090	5580	3490	900	1450	550
11	BEVERAGES	11	345662	269004	-76657	171819	111390	-60429
110	Beverages	11	345662	269004	-76657	171819	111390	-60429
1104	Soft drinks, mineral waters etc	11	345662	269004	-76657	171819	111390	-60429
11041	Non-alcoholic beverages	3	178779	120001	-58778	171819	111390	-60429
11042	Natural mineral waters/ bottled waters	4						
11043	Soft drinks like lemonade, cola etc.	4	166883	149003	-17879			
12	TOBACCO PRODUCTS	9	17194235	15793415	-1400819	14982221	14658948	-323273
120	Tobacco products	9	17194235	15793415	-1400819	14982221	14658948	-323273
1200	Tobacco products	9	17194235	15793415	-1400819	14982221	14658948	-323273
12001	Tobacco products & substitutes etc.	9	17194235	15793415	-1400819	14982221	14658948	-323273
13	TEXTILES	39	8595507	9613341	1017835	5667899	5958783	290884
131	Spinning, weaving, finishing of textile	33	8565373	9565179	999807	5652517	5926838	274321
1311	Spinning of textile fibres	21	7918297	8842255	923959	5396643	5732924	336281
13112	Spinning of yarn or thread	21	7918297	8842255	923959	5396643	5732924	336281
1312	Weaving of textiles	12	647076	722924	75848	255874	193914	-61960
13121	Broad woven fabrics	12	647076	722924	75848	255874	193914	-61960
139	Other textiles	6	30134	48162	18028	15382	31945	16563
1393 &	Carpets & rugs							
1394	Cordage, rope, twine & netting	6	30134	48162	18028	15382	31945	16563
13930 &	Floor coverings like carpets, rugs etc.							
13942	Knotted netting of twine, cordage/ rope	6	30134	48162	18028	15382	31945	16563
14	WEARING APPAREL	2	49174	52865	3691	14242	600	-13642
141	Wearing apparel	2	49174	52865	3691	14242	600	-13642
1410	Wearing apparel	2	49174	52865	3691	14242	600	-13642
14103 &	Underwear/ nightwear							
14105	Other clothing accessories	2	49174	52865	3691	14242	600	-13642
15	LEATHER PRODUCTS	40	3516	12474	8958	314	3583	3269
151 &	Tanning of leather & leather products							
152	Footwear	40	3516	12474	8958	314	3583	3269
1511 &	Tanning & dressing of leather							
1520	Footwear	40	3516	12474	8958	314	3583	3269
15111 &	Tanning/ dressing of hides & skins							
15201	Footwear	40	3516	12474	8958	314	3583	3269

TABLE - 13.0 **STOCKS STATISTICS** **KP**

2015-16

Value in '000' Rs

Goods purchased for resale			Work in Process			Finished products and by-products			
Value at the beginning of the year	Value at the end of the year	Net stocks increase	Value at the beginning of the year	Value at the end of the year	Net stocks increase	Value at the beginning of the year	Value at the end of the year	Net stocks increase	Industry Code
10	11	12	13	14	15	16	17	18	1
53014	**247210**	**194196**	**4133782**	**5692072**	**1558289**	**15203214**	**15005570**	**-197643**	**C**
13366	59281	45915	311626	160616	-151011	3191678	1360083	-1831596	10
									101 &
						3927	3927		103
									1010 &
						3927	3927		1030
									10104 &
						3927	3927		10305
			284076	129605	-154471	493927	466346	-27581	104
			284076	129605	-154471	493927	466346	-27581	1040
			284076	129605	-154471	493927	466346	-27581	10401
							1446	1446	105
							1446	1446	1050
							1446	1446	10506
2511	32384	29872	10391	6908	-3483	25154	100231	75077	106
2511	32384	29872	10391	6908	-3483	25154	100231	75077	1061
2100	3819	1719	9679	5442	-4237	23921	44198	20277	10611
									10612 &
411	28565	28154	712	1466	754	1233	56033	54800	10613
10855	26898	16043	17159	24102	6943	2668670	788133	-1880537	107
	5115	5115		5338	5338	6272	6272		1071
									10711 &
	100	100		280	280	100	100		10712
	4615	4615		4858	4858	6072	6072		10713
	400	400		200	200	100	100		10719
1983	11661	9678	12948	10453	-2495	2638607	757080	-1881527	1072
1983	11661	9678	12948	10453	-2495	2638607	757080	-1881527	10721
			4211	7612	3401	20899	20899		1073
			4211	7612	3401	20899	20899		10732
									10733
8872	10122	1250		700	700	2892	3882	990	1079
									10792
8622	8622					1952	1952		10796
250	1500	1250		700	700	940	1930	990	10799
			7038	10837	3799	166805	146777	-20027	11
			7038	10837	3799	166805	146777	-20027	110
			7038	10837	3799	166805	146777	-20027	1104
						6960	8611	1651	11041
									11042
			7038	10837	3799	159845	138166	-21678	11043
			124736	183544	58807	2087277	950923	-1136354	12
			124736	183544	58807	2087277	950923	-1136354	120
			124736	183544	58807	2087277	950923	-1136354	1200
			124736	183544	58807	2087277	950923	-1136354	12001
900	1904	1004	689585	712175	22590	2237123	2940479	703356	13
900	1904	1004	683245	706406	23161	2228711	2930031	701320	131
	554	554	589552	615660	26108	1932102	2493117	561015	1311
	554	554	589552	615660	26108	1932102	2493117	561015	13112
900	1350	450	93693	90746	-2947	296609	436914	140305	1312
900	1350	450	93693	90746	-2947	296609	436914	140305	13121
			6340	5769	-571	8412	10448	2036	139
									1393 &
			6340	5769	-571	8412	10448	2036	1394
									13930 &
			6340	5769	-571	8412	10448	2036	13942
	600	600	10831	20462	9631	24101	31203	7102	14
	600	600	10831	20462	9631	24101	31203	7102	141
	600	600	10831	20462	9631	24101	31203	7102	1410
									14103 &
	600	600	10831	20462	9631	24101	31203	7102	14105
	2660	2660		3029	3029	3202	3202		15
									151 &
	2660	2660		3029	3029	3202	3202		152
									1511 &
	2660	2660		3029	3029	3202	3202		1520
									15111 &
	2660	2660		3029	3029	3202	3202		15201

TABLE - 13.0 **STOCKS STATISTICS** **KP**

2015-16

Value in '000' Rs

Industry Code	Industry Major Groups & Industries	No. of establishments	Total stocks			Input materials		
			Value at the beginning of the year (col 7+10+13+16)	Value at the end of the year (col 8+11+14+17)	Net stocks increase (col 9+12+15+18)	Value at the beginning of the year	Value at the end of the year	Net stocks increase
1	2	3	4	5	6	7	8	9
16	WOOD AND WOOD PRODUCTS	13	1993436	2618630	625194	922391	1367726	445335
162	Products of wood, cork, straw etc.	13	1993436	2618630	625194	922391	1367726	445335
1621	Veneer sheets & wood-based panels	13	1993436	2618630	625194	922391	1367726	445335
16212	Plywood/ veneer panel/ laminated sheets	7	846160	848510	2350	294609	229355	-65254
16213	Particle board/ densified wood etc.	6	1147276	1770120	622844	627782	1138371	510589
17	PAPER AND PAPER PRODUCTS	45	1154997	1528672	373674	884487	1258187	373700
170	Paper & paper products	45	1154997	1528672	373674	884487	1258187	373700
1701	Pulp, paper & paperboard	15	205886	187652	-18235	175477	148426	-27051
17013	Paper & paperboard	12	197575	183367	-14209	172600	148223	-24377
17019	Others n.e.c.	3	8311	4285	-4026	2877	203	-2674
1702	Corrugated paper/ paperboard & containers	30	949111	1341020	391909	709010	1109761	400751
17021 &	Corrugated paper/ paperboard containers							
17022	Sacks, bags & similar articles of paper	30	949111	1341020	391909	709010	1109761	400751
18	PRINTING/REPRODUCTION OF RECORDED MEDIA	27	930	855	-75	829	855	26
181	Printing	27	930	855	-75	829	855	26
1811	Printing	27	930	855	-75	829	855	26
18112	Printing of books, brochures, maps etc	25	930	855	-75	829	855	26
18114	Printing of diaries & calendars etc	2						
19	COKE AND REFINED PETROLEUM PRODUCTS	2						
192	Refined petroleum products	2						
1920	Refined petroleum products	2						
19203	Oil-based lubricating oils or greases	2						
20	CHEMICALS AND CHEMICAL PRODUCTS	70	925823	1085511	159687	587782	592068	4286
201	Basic chemicals, fertilizers etc.	26	390355	459555	69200	259999	287675	27676
2011	Basic chemicals	15	252464	272698	20234	164831	177827	12996
20111 &	Inorganic industrial/ medical gases							
20112	Dyes & pigments in basic form	3	206777	251052	44275	150434	172354	21920
20113	Manufacture of inorganic acids & bases	5	6595	10079	3484	854	3304	2450
20115	Basic organic chemicals	7	39093	11568	-27525	13542	2168	-11374
2013	Plastics & synthetic rubber	11	137890	186856	48966	95168	109848	14680
20131	Plastics in primary forms	11	137890	186856	48966	95168	109848	14680
202	Other chemical products	44	535469	625956	90487	327784	304394	-23390
2022	Paints, varnishes & printing ink etc.	3						
20221 &	Paints & varnishes etc							
20227	Printing ink	3						
2023	Soap, perfumes & toilet preparations	20	93882	92875	-1007	63907	60511	-3396
20232	Soap	6	89515	78175	-11340	63907	58178	-5729
20234	Detergent, dish-washing preparation etc	9	2500	2100	-400			
20236	Perfumes & toilet preparations	5	1867	12600	10733		2333	2333
2029	Other chemical products n.e.c.	21	441587	533081	91494	263877	243882	-19994
20291 &	Propellant powders/ explosives							
20292	Gelatine/ glues & prepared adhesives	3	128700	156820	28120	97885	103894	6010
20298	Matches	15	280307	323636	43329	144267	92600	-51667
20299	Others n.e.c.	3	32580	52625	20045	21725	47388	25663
21	BASIC PHARMACEUTICAL PRODUCTS	63	1158207	3245857	2087651	641142	962468	321325
210	Pharmaceuticals	63	1158207	3245857	2087651	641142	962468	321325
2100	Pharmaceuticals	63	1158207	3245857	2087651	641142	962468	321325
21001	Medicinal active substances	59	922646	2915081	1992436	490233	762005	271771
21003	Medicaments/ homeopathic preparations	4	235561	330776	95215	150909	200463	49554
22	RUBBER AND PLASTICS PRODUCTS	83	2287434	2873623	586189	1238187	1831259	593072
221	Rubber products	2	33375	27015	-6360	15475	10767	-4708
2211 &	Rubber tyres & tubes							
2219	Other rubber products	2	33375	27015	-6360	15475	10767	-4708
22111 &	Rubber tyres							
22191	Other products of rubber	2	33375	27015	-6360	15475	10767	-4708
222	Plastics products	81	2254059	2846608	592549	1222712	1820492	597780
2220	Plastics products	81	2254059	2846608	592549	1222712	1820492	597780
22201	Plastic products for packing of goods	47	2107669	2562353	454683	1098192	1632560	534369
22202	Builders' plastics ware	20	133907	258828	124920	123438	181559	58121
22203	Plastic tableware, kitchenware etc	5	2165	5411	3247	1082	3896	2814
22209	Other diverse plastic products	9	10318	20016	9699		2476	2476
23	OTHER NON-METALLIC MINERAL PRODUCTS	2145	4858150	5140385	282235	1233403	1556586	323183
231	Glass & glass products	7	822815	1159386	336570	109641	283172	173530
2310	Glass & glass products	7	822815	1159386	336570	109641	283172	173530
23101	Flat glass/ glass paving blocks	4	686333	709748	23415	12903	14068	1166
23102	Glass mirror/ bottle/ drinking glass	3	136482	449638	313156	96739	269103	172364
239	Non-metallic mineral products n.e.c.	2138	4035335	3981000	-54335	1123762	1273415	149653
2391 &	Refractory products							
2392	Clay building materials	538	602911	719003	116092	489361	550868	61507

TABLE - 13.0 **STOCKS STATISTICS** **KP**

2015-16

Value in '000' Rs

Goods purchased for resale			Work in Process			Finished products and by-products			
Value at the beginning of the year	Value at the end of the year	Net stocks increase	Value at the beginning of the year	Value at the end of the year	Net stocks increase	Value at the beginning of the year	Value at the end of the year	Net stocks increase	Industry Code
10	11	12	13	14	15	16	17	18	1
			120326	103691	-16636	950719	1147214	196495	16
			120326	103691	-16636	950719	1147214	196495	162
			120326	103691	-16636	950719	1147214	196495	1621
			118202	93318	-24885	433349	525838	92489	16212
			2124	10373	8249	517370	621376	104006	16213
22	29	7	55754	42655	-13099	214735	227801	13066	17
22	29	7	55754	42655	-13099	214735	227801	13066	170
						30409	39226	8817	1701
						24975	35144	10169	17013
						5434	4082	-1352	17019
22	29	7	55754	42655	-13099	184325	188575	4250	1702
22	29	7	55754	42655	-13099	184325	188575	4250	17021 & 17022
						101		-101	18
						101		-101	181
						101		-101	1811
						101		-101	18112
									18114
									19
									192
									1920
									19203
	3667	3667	29822	106556	76734	308219	383220	75000	20
	400	400	2671	77434	74762	127685	94046	-33639	201
	400	400	2671	77434	74762	84963	17038	-67924	2011
	400	400		74420	74420	56343	3878	-52465	20111 & 20112
			89	1418	1330	5651	5356	-295	20113
			2583	1596	-987	22968	7804	-15164	20115
						42722	77008	34286	2013
						42722	77008	34286	20131
	3267	3267	27150	29122	1972	180535	289174	108639	202
									2022
									20221 & 20227
	3267	3267	11785	16970	5185	18190	12127	-6063	2023
			11785	11837	52	13823	8160	-5663	20232
						2500	2100	-400	20234
	3267	3267		5133	5133	1867	1867		20236
			15365	12152	-3213	162345	277047	114702	2029
			3343	6093	2750	27472	46833	19361	20291 & 20292
			10129	5230	-4899	125911	225806	99895	20298
			1893	829	-1064	8962	4408	-4554	20299
	2540	2540	122981	1903272	1780291	394083	377578	-16506	21
	2540	2540	122981	1903272	1780291	394083	377578	-16506	210
	2540	2540	122981	1903272	1780291	394083	377578	-16506	2100
	2540	2540	120342	1901696	1781354	312070	248841	-63230	21001
			2639	1576	-1063	82013	128737	46724	21003
	6058	6058	269991	173185	-96806	779256	863121	83865	22
			2492	840	-1652	15408	15408		221
			2492	840	-1652	15408	15408		2211 & 2219
			2492	840	-1652	15408	15408		22111 & 22191
	6058	6058	267499	172345	-95154	763848	847713	83865	222
	6058	6058	267499	172345	-95154	763848	847713	83865	2220
	1931	1931	267499	168817	-98682	741979	759045	17066	22201
						10469	77268	66800	22202
				433	433	1082	1082		22203
	4127	4127		3095	3095	10318	10318		22209
38611	147329	108718	2035700	1658908	-376793	1550435	1777562	227126	23
36113	116843	80730	44352	45161	809	632709	714210	81501	231
36113	116843	80730	44352	45161	809	632709	714210	81501	2310
			43516	43389	-127	629914	652290	22376	23101
36113	116843	80730	836	1772	936	2795	61920	59125	23102
2498	30487	27988	1991349	1613747	-377602	917726	1063351	145625	239
	617	617	23631	25859	2229	89919	141658	51739	2391 & 2392

TABLE - 13.0 **STOCKS STATISTICS** **KP**

2015-16

Value in '000' Rs

Industry Code	Industry Major Groups & Industries	No. of establishments	Total stocks			Input materials		
			Value at the beginning of the year (col 7+10+13+16)	Value at the end of the year (col 8+11+14+17)	Net stocks increase (col 9+12+15+18)	Value at the beginning of the year	Value at the end of the year	Net stocks increase
1	2	3	4	5	6	7	8	9
23912 &	Manufacture of refractory ceramic goods							
23921	Ceramic tiles, mosaic cubes etc.	3	152278	187321	35043	57717	56528	-1189
23922	Non-refractory clay building materials	535	450632	531682	81049	431644	494340	62696
2393 &	Other porcelain & ceramic products							
2394	Cement, lime & plaster	49	2931493	2626884	-304609	336702	349994	13292
23931 &	Ceramic tableware & domestic articles							
23941	Clinkers & hydraulic cement	6	2922652	2614753	-307899	327963	337894	9931
23943	Plasters of calcined gypsum/ sulphate	43	8841	12131	3290	8739	12100	3361
2395	Articles of concrete, cement & plaster	697	195066	296811	101745	97758	153550	55792
23951 &	Precast concrete, cement or stone							
23952	Structural component of cement, concrete	697	195066	296811	101745	97758	153550	55792
2396	Cutting, shaping & finishing of stone	848	243352	283172	39820	151553	170625	19071
23961	Cutting, shaping & finishing of stone	848	243352	283172	39820	151553	170625	19071
2399	Other non-metallic mineral products	6	62514	55130	-7384	48388	48378	-10
23991 &	Millstones/abrasive products and polishing							
23995	Articles of asphalt etc	6	62514	55130	-7384	48388	48378	-10
24	BASIC METALS	41	4340232	4499385	159153	3602805	3837273	234469
241 &	Basic iron & steel							
242	Basic precious & non-ferrous metals	41	4340232	4499385	159153	3602805	3837273	234469
2410 &	Basic iron & steel							
2420	Basic precious & non-ferrous metals	41	4340232	4499385	159153	3602805	3837273	234469
24104	Remelting of scrap ingot of iron/ steel	12	267953	418566	150613	16763	142736	125973
24106	Hot/cold-rolled products of steel	24	3952048	3954962	2914	3580731	3685719	104989
24108 &	Welded tubes & pipes of steel							
24202	Aluminium & alloys	5	120231	125857	5626	5311	8818	3507
25	FABRICATED METAL PRODUCTS	60	110731	1473885	1363154	30113	101338	71225
251	Structural metal products etc	13	13720	24150	10430	2980	4303	1323
2511	Structural metal products	13	13720	24150	10430	2980	4303	1323
25112 &	Metal door, window, shutter, gates etc							
25119	Others n.e.c.	13	13720	24150	10430	2980	4303	1323
252	Weapons & ammunition	35	94813	192556	97743	26617	33276	6658
2520	Weapons & ammunition	35	94813	192556	97743	26617	33276	6658
25202	Small arms	35	94813	192556	97743	26617	33276	6658
259	Other fabricated metal products	12	2198	1257180	1254981	515	63759	63244
2593 &	Cutlery, h& tools & general hardware							
2599	Other fabricated metal products n.e.c.	12	2198	1257180	1254981	515	63759	63244
25932 &	Knives, h& tools, saw blades etc							
25991	Cans, drums, buckets, boxes, tins etc	9	2198	7076	4877	515	2679	2164
25994	Metal household articles	3		1250104	1250104		61080	61080
26	COMPUTER, ELECTRONIC AND OPTICAL PRODUCTS	2	2554368	1659631	-894736	2144015	1342836	-801179
263	Communication equipment	2	2554368	1659631	-894736	2144015	1342836	-801179
2630	Communication equipment	2	2554368	1659631	-894736	2144015	1342836	-801179
26301	Telephones pbx, facsimile equipment etc	2	2554368	1659631	-894736	2144015	1342836	-801179
27	ELECTRICAL EQUIPMENT	21	3739187	3850548	111362	1362684	996184	-366500
271 &	Electric motor, generator, transformer							
272	Batteries & accumulators	3	3072890	3776057	703167	936575	996184	59609
2710 &	Electric motors, generators, transformers etc.							
2720	Batteries & accumulators	3	3072890	3776057	703167	936575	996184	59609
27101 &	Electric transformers							
27203	Lead acid/ lithium/ dry/ wet batteries	3	3072890	3776057	703167	936575	996184	59609
273	Wiring & wiring devices	6	42880	74491	31611			
2732	Other electric wires & cables	6	42880	74491	31611			
27320	Insulated wire & cable	6	42880	74491	31611			
274	Electric lighting equipment	5	623416		-623416	426109		-426109
2740	Electric lighting equipment	5	623416		-623416	426109		-426109
27401	Lamps, bulbs, ch&eliers,lanterns etc.	5	623416		-623416	426109		-426109
275	Domestic appliances	7						
2750	Domestic appliances	7						
27501	Domestic electric appliances	5						
27503	Domestic non-electric cooking equipment	2						
28	MACHINERY AND EQUIPMENT N.E.C.	5	75947	79434	3488	64851	65286	435
281	General-purpose machinery	3	11096	14148	3053			
2813	Other pumps, compressors, taps & valves	3	11096	14148	3053			
28132	Pumps for liquids	3	11096	14148	3053			
282	Special-purpose machinery	2	64851	65286	435	64851	65286	435
2822 &	Metal-forming machinery & machine tools							
2824	Mining/ quarrying/ construction machinery	2	64851	65286	435	64851	65286	435
28223 &	Stamping or pressing machine tools							
28242	Boring, cutting & tunnelling machinery	2	64851	65286	435	64851	65286	435

TABLE - 13.0 **STOCKS STATISTICS** **KP**

2015-16

Value in '000' Rs

Goods purchased for resale			Work in Process			Finished products and by-products			
Value at the beginning of the year	Value at the end of the year	Net stocks increase	Value at the beginning of the year	Value at the end of the year	Net stocks increase	Value at the beginning of the year	Value at the end of the year	Net stocks increase	Industry Code
10	11	12	13	14	15	16	17	18	1
									23912 &
			21181	23863	2681	73380	106930	33551	23921
	617	617	2449	1997	-453	16540	34728	18188	23922
									2393 &
			1918925	1526622	-392303	675866	750268	74402	2394
									23931 &
			1918823	1526622	-392201	675866	750238	74371	23941
			102		-102		31	31	23943
664	13934	13269	18850	22846	3996	77794	106480	28687	2395
									23951 &
664	13934	13269	18850	22846	3996	77794	106480	28687	23952
1834	15935	14101	29943	38420	8476	60021	58192	-1829	2396
1834	15935	14101	29943	38420	8476	60021	58192	-1829	23961
						14126	6752	-7374	2399
									23991 &
						14126	6752	-7374	23995
	5616	5616	28293	22725	-5568	709134	633771	-75363	24
									241 &
	5616	5616	28293	22725	-5568	709134	633771	-75363	242
									2410 &
	5616	5616	28293	22725	-5568	709134	633771	-75363	2420
			1000	3500	2500	250190	272330	22140	24104
	5616	5616	10845	9133	-1712	360472	254494	-105978	24106
									24108 &
			16448	10092	-6356	98472	106947	8475	24202
114	2183	2068	38702	116081	77379	41802	1254284	1212482	25
	763	763	9536	17880	8344	1204	1204		251
	763	763	9536	17880	8344	1204	1204		2511
									25112 &
	763	763	9536	17880	8344	1204	1204		25119
			29052	2513	-26539	39144	156767	117623	252
			29052	2513	-26539	39144	156767	117623	2520
			29052	2513	-26539	39144	156767	117623	25202
114	1420	1305	114	95688	95573	1454	1096313	1094859	259
									2593 &
114	1420	1305	114	95688	95573	1454	1096313	1094859	2599
									25932 &
114	1420	1305	114	1523	1408	1454	1454		25991
				94165	94165		1094859	1094859	25994
			189158	235963	46805	221195	80832	-140363	26
			189158	235963	46805	221195	80832	-140363	263
			189158	235963	46805	221195	80832	-140363	2630
			189158	235963	46805	221195	80832	-140363	26301
			98078	212404	114326	2278425	2641960	363535	27
									271 &
			95550	212404	116854	2040765	2567468	526703	272
									2710 &
			95550	212404	116854	2040765	2567468	526703	2720
									27101 &
			95550	212404	116854	2040765	2567468	526703	27203
						42880	74491	31611	273
						42880	74491	31611	2732
						42880	74491	31611	27320
			2528		-2528	194779		-194779	274
			2528		-2528	194779		-194779	2740
			2528		-2528	194779		-194779	27401
									275
									2750
									27501
									27503
						11096	14148	3053	28
						11096	14148	3053	281
						11096	14148	3053	2813
						11096	14148	3053	28132
									282
									2822 &
									2824
									28223 &
									28242

TABLE - 13.0 **STOCKS STATISTICS** **KP**

2015-16

Value in '000' Rs

Industry Code	Industry Major Groups & Industries	No. of establishments	Total stocks			Input materials		
			Value at the beginning of the year (col 7+10+13+16)	Value at the end of the year (col 8+11+14+17)	Net stocks increase (col 9+12+15+18)	Value at the beginning of the year	Value at the end of the year	Net stocks increase
1	2	3	4	5	6	7	8	9
29	MOTOR VEHICLES, TRAILERS AND SEMI	4	2070	20520	18450	70	2120	2050
291 &	Motor vehicles							
293	Parts & accessories for motor vehicles	4	2070	20520	18450	70	2120	2050
2910 &	Motor vehicles							
2930	Parts & accessories for motor vehicles	4	2070	20520	18450	70	2120	2050
29101 &	Passenger cars, commercial busses etc.							
29103 &	Other motor vehicles							
29301	Parts & accessories for motor vehicles	4	2070	20520	18450	70	2120	2050
30	OTHER TRANSPORT EQUIPMENT	3	1		-1			
302 &	Railway locomotives & rolling stock							
309	Transport equipment n.e.c.	3	1		-1			
3020 &	Railway locomotives & rolling stock							
3091	Motorcycles	3	1		-1			
30202 &	Railway or tramway coaches services etc.							
30911	Motorcycles, engines for motorcycles	3	1		-1			
31	FURNITURE	360	60858	245704	184845	28631	51868	23237
310	Furniture	360	60858	245704	184845	28631	51868	23237
3100	Furniture	360	60858	245704	184845	28631	51868	23237
31001 &	Furniture & fixtures.							
31002	Furniture for shops/churches, schools, restaurants	118	25136	41281	16144	12754	26546	13792
31003	manufacture of office furniture	5	3108	4800	1692	3000	4500	1500
31004	Furniture for kitchen bedrooms etc.	237	32614	199623	167009	12877	20822	7945
32	OTHER MANUFACTURING	3	17041	27601	10560	16282	27112	10830
324 &	Games & toys							
325	Medical & dental instruments & supplies	3	17041	27601	10560	16282	27112	10830
3240 &	Games & toys							
3250	Medical & dental instruments & supplies	3	17041	27601	10560	16282	27112	10830
32401 &	Dolls, toy animals etc.							
32509	Others n.e.c.	3	17041	27601	10560	16282	27112	10830

TABLE - 13.0 **STOCKS STATISTICS** **KP**

2015-16

Value in '000' Rs

Goods purchased for resale			Work in Process			Finished products and by-products			
Value at the beginning of the year	Value at the end of the year	Net stocks increase	Value at the beginning of the year	Value at the end of the year	Net stocks increase	Value at the beginning of the year	Value at the end of the year	Net stocks increase	Industry Code
10	11	12	13	14	15	16	17	18	1
	14000	14000		2400	2400	2000	2000		29
	14000	14000		2400	2400	2000	2000		291 & 293
	14000	14000		2400	2400	2000	2000		2910 & 2930
	14000	14000		2400	2400	2000	2000		29101 & 29103 & 29301
						1		-1	30
						1		-1	302 & 309
						1		-1	3020 & 3091
						1		-1	30202 & 30911
	1343	1343	1160	23570	22410	31067	168923	137856	31
	1343	1343	1160	23570	22410	31067	168923	137856	310
	1343	1343	1160	23570	22410	31067	168923	137856	3100
	743	743		1610	1610	12382	12382		31001 & 31002
						108	300	192	31003
	600	600	1160	21960	20800	18577	156241	137664	31004
						759	489	-270	32
						759	489	-270	324 & 325
						759	489	-270	3240 & 3250
						759	489	-270	32401 & 32509

TABLE - 14.0 **VALUE OF ENERGY AND WATER** **KP**

2015-16

Value in '000' Rs

Industry Code	Industry Major Groups & Industries	No. of establishments	FUEL		Electricity	GAS	Water	Total
			Diesel, Petrol, Furnace oil	Coal, Firewood				
1	2	3	4	5	6	7	8	9
C	**ALL INDUSTIRES**	**3357**	**5051423**	**3975674**	**35219675**	**6854506**	**186606**	**51287885**
10	FOOD PRODUCTS	309	130921	1757	1987563	1145173	169	3265583
101 &	Processing & preserving of meat							
103	Processing of fruit/ vegetables	4	296		7070	2414		9780
1010 &	Processing & preserving of meat							
1030	Processing/ preserving of fruit/ vegetables	4	296		7070	2414		9780
10104 &	Meat products							
10305	Jams, jellies & marmalades	4	296		7070	2414		9780
104	Vegetable & animal oils/ fats	17	25809		367454	650446		1043708
1040	Vegetable & animal oils & fats	17	25809		367454	650446		1043708
10401	Crude / refined vegetable oils	17	25809		367454	650446		1043708
105	Dairy products	48	59331		162678	5608	135	227753
1050	Dairy products	48	59331		162678	5608	135	227753
10506	Ice cream & other edible ice.	48	59331		162678	5608	135	227753
106	Grain mill products, starches etc	199	35825	178	1320232	1281		1357516
1061	Grain mill products	199	35825	178	1320232	1281		1357516
10611	Grain milling.	188	34827		1298889	1246		1334963
10612 &	Rice milling.							
10613	Vegetable milling	11	997	178	21343	35		22553
107	Other food products	41	9661	1579	130129	485424	34	626827
1071	Bakery products	25	7576	1579	27182	43617	34	79988
10711 &	Bread & rolls							
10712	Pastry, cakes, pies etc.	4	3978		3821	16754	34	24588
10713	Rusks, biscuits & bakery products	15	3198	1579	21641	12322		38739
10719	Others n.e.c.	6	400		1720	14541		16661
1072	Sugar	3	1300		74024	396630		471954
10721	Sugar & sugar substitutes	3	1300		74024	396630		471954
1073	Chocolate & sugar confectionery	5	200		26041	44740		70981
10732	Chocolate & sugar confectionery	3			22475	44740		67215
10733	Chewing gum	2	200		3566			3766
1079	Other food products n.e.c.	8	585		2882	437		3904
10792	Blending of tea & mate	2			488			488
10796	Spices, sauces & condiments	2	585		1090	65		1740
10799	Others n.e.c.	4			1304	372		1676
11	BEVERAGES	11	25607		127751	32439	42	185839
110	Beverages	11	25607		127751	32439	42	185839
1104	Soft drinks, mineral waters etc	11	25607		127751	32439	42	185839
11041	Non-alcoholic beverages	3	540		21917	75		22532
11042	Natural mineral waters/ bottled waters	4	1266		1845			3111
11043	Soft drinks like lemonade, cola etc.	4	23801		103989	32364	42	160196
12	TOBACCO PRODUCTS	9	1797		477685	138		479621
120	Tobacco products	9	1797		477685	138		479621
1200	Tobacco products	9	1797		477685	138		479621
12001	Tobacco products & substitutes etc.	9	1797		477685	138		479621
13	TEXTILES	39	618536		2167112	3440832	147427	6373907
131	Spinning, weaving, finishing of textile	33	616876		2108593	3437970	147427	6310865
1311	Spinning of textile fibres	21	610590		2044003	3048893	147427	5850912
13112	Spinning of yarn or thread	21	610590		2044003	3048893	147427	5850912
1312	Weaving of textiles	12	6286		64590	389077		459953
13121	Broad woven fabrics	12	6286		64590	389077		459953
139	Other textiles	6	1660		58519	2863		63042
1393 &	Carpets & rugs							
1394	Cordage, rope, twine & netting	6	1660		58519	2863		63042
13930 &	Floor coverings like carpets, rugs etc.							
13942	Knotted netting of twine, cordage/ rope	6	1660		58519	2863		63042
14	WEARING APPAREL	2	200		3385	2123		5708
141	Wearing apparel	2	200		3385	2123		5708
1410	Wearing apparel	2	200		3385	2123		5708
14103 &	Underwear/ nightwear							
14105	Other clothing accessories	2	200		3385	2123		5708
15	LEATHER PRODUCTS	40	293		60165			60458
151 &	Tanning of leather & leather products							
152	Footwear	40	293		60165			60458
1511 &	Tanning & dressing of leather							
1520	Footwear	40	293		60165			60458
15111 &	Tanning/ dressing of hides & skins							
15201	Footwear	40	293		60165			60458

TABLE - 14.0 **VALUE OF ENERGY AND WATER** **KP**

2015-16

Value in '000' Rs

Industry Code	Industry Major Groups & Industries	No. of establishments	FUEL		Electricity	GAS	Water	Total
			Diesel, Petrol, Furnace oil	Coal, Firewood				
1	2	3	4	5	6	7	8	9
16	WOOD AND WOOD PRODUCTS	13	100646	5426	288831	409826		804729
162	Products of wood, cork, straw etc.	13	100646	5426	288831	409826		804729
1621	Veneer sheets & wood-based panels	13	100646	5426	288831	409826		804729
16212	Plywood/ veneer panel/ laminated sheets	7			45178	1386		46564
16213	Particle board/ densified wood etc.	6	100646	5426	243653	408440		758165
17	PAPER AND PAPER PRODUCTS	45	510	1854	700424	433208	67	1136062
170	Paper & paper products	45	510	1854	700424	433208	67	1136062
1701	Pulp, paper & paperboard	15	271	1854	440857	423714	26	866722
17013	Paper & paperboard	12			438649	423714	26	862389
17019	Others n.e.c.	3	271	1854	2208			4333
1702	Corrugated paper/ paperboard & containers	30	239		259566	9494	40	269340
17021 &	Corrugated paper/ paperboard containers							
17022	Sacks, bags & similar articles of paper	30	239		259566	9494	40	269340
18	PRINTING/REPRODUCTION OF RECORDED MEDIA	27	124		30282	4760	63	35230
181	Printing	27	124		30282	4760	63	35230
1811	Printing	27	124		30282	4760	63	35230
18112	Printing of books, brochures, maps etc	25	124		28532	4160	63	32880
18114	Printing of diaries & calendars etc	2			1750	600		2350
19	COKE AND REFINED PETROLEUM PRODUCTS	2			415			415
192	Refined petroleum products	2			415			415
1920	Refined petroleum products	2			415			415
19203	Oil-based lubricating oils or greases	2			415			415
20	CHEMICALS AND CHEMICAL PRODUCTS	70	59681	16012	347708	136974	1827	562202
201	Basic chemicals, fertilizers etc.	26	49995	16012	189973	54970	1740	312691
2011	Basic chemicals	15	37846	13580	158445	52366	1733	263969
20111 &	Inorganic industrial/ medical gases							
20112	Dyes & pigments in basic form	3	60	12508	117247	11796		141611
20113	Manufacture of inorganic acids & bases	5			36178			36178
20115	Basic organic chemicals	7	37786	1072	5020	40570	1733	86180
2013	Plastics & synthetic rubber	11	12149	2432	31528	2605	7	48722
20131	Plastics in primary forms	11	12149	2432	31528	2605	7	48722
202	Other chemical products	44	9686		157735	82004	87	249512
2022	Paints, varnishes & printing ink etc.	3			2303	653		2956
20221 &	Paints & varnishes etc							
20227	Printing ink	3			2303	653		2956
2023	Soap, perfumes & toilet preparations	20	5477		54007	32615		92099
20232	Soap	6	2980		44649	30813		78442
20234	Detergent, dish-washing preparation etc	9	425		7006	402		7833
20236	Perfumes & toilet preparations	5	2072		2352	1400		5824
2029	Other chemical products n.e.c.	21	4209		101425	48736	87	154457
20291 &	Propellant powders/ explosives							
20292	Gelatine/ glues & prepared adhesives	3	136		8263	479	60	8938
20298	Matches	15	4048		82158	48233	27	134465
20299	Others n.e.c.	3	26		11004	24		11054
21	BASIC PHARMACEUTICAL PRODUCTS	63	61008		294307	80121	565	436001
210	Pharmaceuticals	63	61008		294307	80121	565	436001
2100	Pharmaceuticals	63	61008		294307	80121	565	436001
21001	Medicinal active substances	59	59505		263076	69318	267	392166
21003	Medicaments/ homeopathic preparations	4	1503		31231	10803	298	43835
22	RUBBER AND PLASTICS PRODUCTS	83	96035	2197	792835	45798	1392	938257
221	Rubber products	2			5604	5085		10689
2211 &	Rubber tyres & tubes							
2219	Other rubber products	2			5604	5085		10689
22111 &	Rubber tyres							
22191	Other products of rubber	2			5604	5085		10689
222	Plastics products	81	96035	2197	787231	40713	1392	927568
2220	Plastics products	81	96035	2197	787231	40713	1392	927568
22201	Plastic products for packing of goods	47	35725	2176	685999	26512	1365	751775
22202	Builders' plastics ware	20	55932		82824	13308	27	152091
22203	Plastic tableware, kitchenware etc	5	2727	22	8539	584		11873
22209	Other diverse plastic products	9	1651		9869	310		11829
23	OTHER NON-METALLIC MINERAL PRODUCTS	2145	3804692	3948333	22845648	363056	33409	30995139
231	Glass & glass products	7	26084		1632643	209173		1867900
2310	Glass & glass products	7	26084		1632643	209173		1867900
23101	Flat glass/ glass paving blocks	4			1581675			1581675
23102	Glass mirror/ bottle/ drinking glass	3	26084		50969	209173		286225
239	Non-metallic mineral products n.e.c.	2138	3778608	3948333	21213005	153884	33409	29127238
2391 &	Refractory products							
2392	Clay building materials	538	218857	3753757	602075	124390	32429	4731508

TABLE - 14.0 **VALUE OF ENERGY AND WATER** **KP**

2015-16

Value in '000' Rs

Industry Code	Industry Major Groups & Industries	No. of establishments	FUEL		Electricity	GAS	Water	Total
			Diesel, Petrol, Furnace oil	Coal, Firewood				
1	2	3	4	5	6	7	8	9
23912 &	Manufacture of refractory ceramic goods							
23921	Ceramic tiles, mosaic cubes etc.	3			44673	123053		167725
23922	Non-refractory clay building materials	535	218857	3753757	557402	1338	32429	4563783
2393 &	Other porcelain & ceramic products							
2394	Cement, lime & plaster	49	3311965	189880	18867160	11276		22380281
23931 &	Ceramic tableware & domestic articles							
23941	Clinkers & hydraulic cement	6	3270939		18859414	11276		22141629
23943	Plasters of calcined gypsum/ sulphate	43	41026	189880	7746			238652
2395	Articles of concrete, cement & plaster	697	216072		157602	4217	47	377938
23951 &	Precast concrete, cement or stone							
23952	Structural component of cement, concrete	697	216072		157602	4217	47	377938
2396	Cutting, shaping & finishing of stone	848	20445	2197	1574232	2021	156	1599052
23961	Cutting, shaping & finishing of stone	848	20445	2197	1574232	2021	156	1599052
2399	Other non-metallic mineral products	6	11269	2500	11936	11978	776	38459
23991 &	Millstones/abrasive products and polishing							
23995	Articles of asphalt etc	6	11269	2500	11936	11978	776	38459
24	BASIC METALS	41	85935	90	4306990	724161	358	5117535
241 &	Basic iron & steel							
242	Basic precious & non-ferrous metals	41	85935	90	4306990	724161	358	5117535
2410 &	Basic iron & steel							
2420	Basic precious & non-ferrous metals	41	85935	90	4306990	724161	358	5117535
24104	Remelting of scrap ingot of iron/ steel	12	50931		1216973	106467	191	1374562
24106	Hot/cold-rolled products of steel	24	33996	90	3065524	609095	154	3708860
24108 &	Welded tubes & pipes of steel							
24202	Aluminium & alloys	5	1008		24493	8599	13	34113
25	FABRICATED METAL PRODUCTS	60	32764		111404	3498		147665
251	Structural metal products etc	13	1597		17320	620		19537
2511	Structural metal products	13	1597		17320	620		19537
25112 &	Metal door, window, shutter, gates etc							
25119	Others n.e.c.	13	1597		17320	620		19537
252	Weapons & ammunition	35	7203		48651	1504		57358
2520	Weapons & ammunition	35	7203		48651	1504		57358
25202	Small arms	35	7203		48651	1504		57358
259	Other fabricated metal products	12	23963		45433	1374		70770
2593 &	Cutlery, h& tools & general hardware							
2599	Other fabricated metal products n.e.c.	12	23963		45433	1374		70770
25932 &	Knives, h& tools, saw blades etc							
25991	Cans, drums, buckets, boxes, tins etc	9	1058		3695	1374		6127
25994	Metal household articles	3	22905		41738			64643
26	COMPUTER, ELECTRONIC AND OPTICAL PRODUCTS	2			46023			46023
263	Communication equipment	2			46023			46023
2630	Communication equipment	2			46023			46023
26301	Telephones pbx, facsimile equipment etc	2			46023			46023
27	ELECTRICAL EQUIPMENT	21	7545		180447	18615	6	206614
271 &	Electric motor, generator, transformer							
272	Batteries & accumulators	3	7463		32775	17749		57987
2710 &	Electric motors, generators, transformers etc.							
2720	Batteries & accumulators	3	7463		32775	17749		57987
27101 &	Electric transformers							
27203	Lead acid/ lithium/ dry/ wet batteries	3	7463		32775	17749		57987
273	Wiring & wiring devices	6	83		34109	611	6	34809
2732	Other electric wires & cables	6	83		34109	611	6	34809
27320	Insulated wire & cable	6	83		34109	611	6	34809
274	Electric lighting equipment	5			110868			110868
2740	Electric lighting equipment	5			110868			110868
27401	Lamps, bulbs, ch&eliers,lanterns etc.	5			110868			110868
275	Domestic appliances	7			2695	255		2950
2750	Domestic appliances	7			2695	255		2950
27501	Domestic electric appliances	5			1605	55		1660
27503	Domestic non-electric cooking equipment	2			1090	200		1290
28	MACHINERY AND EQUIPMENT N.E.C.	5	5905		6960	998	39	13903
281	General-purpose machinery	3	5905		2779	558	39	9282
2813	Other pumps, compressors, taps & valves	3	5905		2779	558	39	9282
28132	Pumps for liquids	3	5905		2779	558	39	9282
282	Special-purpose machinery	2			4181	440		4621
2822 &	Metal-forming machinery & machine tools							
2824	Mining/ quarrying/ construction machinery	2			4181	440		4621
28223 &	Stamping or pressing machine tools							
28242	Boring, cutting & tunnelling machinery	2			4181	440		4621

TABLE - 14.0 **VALUE OF ENERGY AND WATER** **KP**

2015-16

Value in '000' Rs

Industry Code	Industry Major Groups & Industries	No. of establishments	FUEL		Electricity	GAS	Water	Total
			Diesel, Petrol, Furnace oil	Coal, Firewood				
1	2	3	4	5	6	7	8	9
29	MOTOR VEHICLES, TRAILERS AND SEMI	4			3560	360		3920
291 &	Motor vehicles							
293	Parts & accessories for motor vehicles	4			3560	360		3920
2910 &	Motor vehicles							
2930	Parts & accessories for motor vehicles	4			3560	360		3920
29101 &	Passenger cars, commercial busses etc.							
29103 &	Other motor vehicles							
29301	Parts & accessories for motor vehicles	4			3560	360		3920
30	OTHER TRANSPORT EQUIPMENT	3			44316	9680		53996
302 &	Railway locomotives & rolling stock							
309	Transport equipment n.e.c.	3			44316	9680		53996
3020 &	Railway locomotives & rolling stock							
3091	Motorcycles	3			44316	9680		53996
30202 &	Railway or tramway coaches services etc.							
30911	Motorcycles, engines for motorcycles	3			44316	9680		53996
31	FURNITURE	360	19223	4	368928	2713	1242	392110
310	Furniture	360	19223	4	368928	2713	1242	392110
3100	Furniture	360	19223	4	368928	2713	1242	392110
31001 &	Furniture & fixtures.							
31002	Furniture for shops/churches, schools, restaurants	118	4739		286552	1254	42	292587
31003	manufacture of office furniture	5	231		5628	180		6039
31004	Furniture for kitchen bedrooms etc.	237	14253	4	76748	1279	1200	93484
32	OTHER MANUFACTURING	3			26937	30		26967
324 &	Games & toys							
325	Medical & dental instruments & supplies	3			26937	30		26967
3240 &	Games & toys							
3250	Medical & dental instruments & supplies	3			26937	30		26967
32401 &	Dolls, toy animals etc.							
32509	Others n.e.c.	3			26937	30		26967

TABLE - 15.0 **FINANCIAL EXPENDITURES** **KP**

2015-16

Value in '000' Rs

Industry Code	Industry Major Groups & Industries	No. of establishments	Total Financial Expenses Col (7+8)	Interest Paid	Interest Received	Interest Paid minus Interest received	Payments for Bank Charges
1	2	3	4	5	6	7	8
C	**ALL INDUSTIRES**	**3357**	**1911284**	**4008687**	**2462960**	**1545727**	**365557**
10	FOOD PRODUCTS	309	444528	655451	240450	415001	29527
101 &	Processing & preserving of meat						
103	Processing of fruit/ vegetables	4	1473	1337		1337	136
1010 &	Processing & preserving of meat						
1030	Processing/ preserving of fruit/ vegetables	4	1473	1337		1337	136
10104 &	Meat products						
10305	Jams, jellies & marmalades	4	1473	1337		1337	136
104	Vegetable & animal oils/ fats	17	18426	97539	85234	12304	6122
1040	Vegetable & animal oils & fats	17	18426	97539	85234	12304	6122
10401	Crude / refined vegetable oils	17	18426	97539	85234	12304	6122
105	Dairy products	48	628				628
1050	Dairy products	48	628				628
10506	Ice cream & other edible ice.	48	628				628
106	Grain mill products, starches etc	199	13390				13390
1061	Grain mill products	199	13390				13390
10611	Grain milling.	188	13390				13390
10612 &	Rice milling.						
10613	Vegetable milling	11					
107	Other food products	41	410610	556576	155216	401360	9251
1071	Bakery products	25	348				348
10711 &	Bread & rolls						
10712	Pastry, cakes, pies etc.	4	25				25
10713	Rusks, biscuits & bakery products	15	324				324
10719	Others n.e.c.	6					
1072	Sugar	3	405274	552531	155216	397315	7959
10721	Sugar & sugar substitutes	3	405274	552531	155216	397315	7959
1073	Chocolate & sugar confectionery	5	4798	4045		4045	753
10732	Chocolate & sugar confectionery	3	4719	4045		4045	674
10733	Chewing gum	2	79				79
1079	Other food products n.e.c.	8	190				190
10792	Blending of tea & mate	2	186				186
10796	Spices, sauces & condiments	2	4				4
10799	Others n.e.c.	4					
11	BEVERAGES	11	80306	77658	293	77365	2940
110	Beverages	11	80306	77658	293	77365	2940
1104	Soft drinks, mineral waters etc	11	80306	77658	293	77365	2940
11041	Non-alcoholic beverages	3	10270	10517	293	10224	46
11042	Natural mineral waters/ bottled waters	4	11				11
11043	Soft drinks like lemonade, cola etc.	4	70025	67141		67141	2883
12	TOBACCO PRODUCTS	9	-64359	250891	376029	-125138	60779
120	Tobacco products	9	-64359	250891	376029	-125138	60779
1200	Tobacco products	9	-64359	250891	376029	-125138	60779
12001	Tobacco products & substitutes etc.	9	-64359	250891	376029	-125138	60779
13	TEXTILES	39	1200447	1147891	33158	1114734	85713
131	Spinning, weaving, finishing of textile	33	1190259	1138308	33158	1105151	85108
1311	Spinning of textile fibres	21	1133445	1076914	28323	1048592	84853
13112	Spinning of yarn or thread	21	1133445	1076914	28323	1048592	84853
1312	Weaving of textiles	12	56814	61394	4835	56559	255
13121	Broad woven fabrics	12	56814	61394	4835	56559	255
139	Other textiles	6	10187	9583		9583	604
1393 &	Carpets & rugs						
1394	Cordage, rope, twine & netting	6	10187	9583		9583	604
13930 &	Floor coverings like carpets, rugs etc.						
13942	Knotted netting of twine, cordage/ rope	6	10187	9583		9583	604
14	WEARING APPAREL	2	2154	2087		2087	67
141	Wearing apparel	2	2154	2087		2087	67
1410	Wearing apparel	2	2154	2087		2087	67
14103 &	Underwear/ nightwear						
14105	Other clothing accessories	2	2154	2087		2087	67
15	LEATHER PRODUCTS	40	89				89
151 &	Tanning of leather & leather products						
152	Footwear	40	89				89
1511 &	Tanning & dressing of leather						
1520	Footwear	40	89				89
15111 &	Tanning/ dressing of hides & skins						
15201	Footwear	40	89				89

TABLE - 15.0 **FINANCIAL EXPENDITURES** **KP**

2015-16

Value in '000' Rs

Industry Code	Industry Major Groups & Industries	No. of establishments	Total Financial Expenses Col (7+8)	Interest Paid	Interest Received	Interest Paid minus Interest received	Payments for Bank Charges
1	2	3	4	5	6	7	8
16	WOOD AND WOOD PRODUCTS	13	82300	72677	3036	69641	12659
162	Products of wood, cork, straw etc.	13	82300	72677	3036	69641	12659
1621	Veneer sheets & wood-based panels	13	82300	72677	3036	69641	12659
16212	Plywood/ veneer panel/ laminated sheets	7	44974	44132		44132	842
16213	Particle board/ densified wood etc.	6	37326	28545	3036	25509	11817
17	PAPER AND PAPER PRODUCTS	45	107416	128034	24952	103081	4334
170	Paper & paper products	45	107416	128034	24952	103081	4334
1701	Pulp, paper & paperboard	15	27651	26153		26153	1499
17013	Paper & paperboard	12	27606	26153		26153	1454
17019	Others n.e.c.	3	45				45
1702	Corrugated paper/ paperboard & containers	30	79764	101881	24952	76929	2836
17021 &	Corrugated paper/ paperboard containers						
17022	Sacks, bags & similar articles of paper	30	79764	101881	24952	76929	2836
18	PRINTING/REPRODUCTION OF RECORDED MEDIA	27					
181	Printing	27					
1811	Printing	27					
18112	Printing of books, brochures, maps etc	25					
18114	Printing of diaries & calendars etc	2					
19	COKE AND REFINED PETROLEUM PRODUCTS	2	31				31
192	Refined petroleum products	2	31				31
1920	Refined petroleum products	2	31				31
19203	Oil-based lubricating oils or greases	2	31				31
20	CHEMICALS AND CHEMICAL PRODUCTS	70	45402	40425		40425	4978
201	Basic chemicals, fertilizers etc.	26	658				658
2011	Basic chemicals	15	575				575
20111 &	Inorganic industrial/ medical gases						
20112	Dyes & pigments in basic form	3	175				175
20113	Manufacture of inorganic acids & bases	5	43				43
20115	Basic organic chemicals	7	358				358
2013	Plastics & synthetic rubber	11	82				82
20131	Plastics in primary forms	11	82				82
202	Other chemical products	44	44745	40425		40425	4320
2022	Paints, varnishes & printing ink etc.	3	75				75
20221 &	Paints & varnishes etc						
20227	Printing ink	3	75				75
2023	Soap, perfumes & toilet preparations	20	10080	9604		9604	476
20232	Soap	6	9765	9604		9604	161
20234	Detergent, dish-washing preparation etc	9	315				315
20236	Perfumes & toilet preparations	5					
2029	Other chemical products n.e.c.	21	34590	30821		30821	3769
20291 &	Propellant powders/ explosives						
20292	Gelatine/ glues & prepared adhesives	3	21069	19709		19709	1360
20298	Matches	15	12550	10153		10153	2397
20299	Others n.e.c.	3	971	959		959	12
21	BASIC PHARMACEUTICAL PRODUCTS	63	-106117	43254	171363	-128109	21993
210	Pharmaceuticals	63	-106117	43254	171363	-128109	21993
2100	Pharmaceuticals	63	-106117	43254	171363	-128109	21993
21001	Medicinal active substances	59	-88343	42164	147391	-105227	16885
21003	Medicaments/ homeopathic preparations	4	-17774	1090	23972	-22882	5108
22	RUBBER AND PLASTICS PRODUCTS	83	177970	181272	18642	162630	15340
221	Rubber products	2	3603	3592		3592	11
2211 &	Rubber tyres & tubes						
2219	Other rubber products	2	3603	3592		3592	11
22111 &	Rubber tyres						
22191	Other products of rubber	2	3603	3592		3592	11
222	Plastics products	81	174367	177680	18642	159038	15329
2220	Plastics products	81	174367	177680	18642	159038	15329
22201	Plastic products for packing of goods	47	139895	147388	18642	128747	11148
22202	Builders' plastics ware	20	34353	30291		30291	4062
22203	Plastic tableware, kitchenware etc	5	108				108
22209	Other diverse plastic products	9	10				10
23	OTHER NON-METALLIC MINERAL PRODUCTS	2145	28121	1066112	1121503	-55391	83511
231	Glass & glass products	7	-4047	16484	30263	-13779	9732
2310	Glass & glass products	7	-4047	16484	30263	-13779	9732
23101	Flat glass/ glass paving blocks	4	-8540	13616	30022	-16407	7867
23102	Glass mirror/ bottle/ drinking glass	3	4493	2868	241	2627	1865
239	Non-metallic mineral products n.e.c.	2138	32168	1049628	1091240	-41612	73779
2391 &	Refractory products						
2392	Clay building materials	538	17438	7342		7342	10096

TABLE - 15.0 **FINANCIAL EXPENDITURES** **KP**

2015-16

Value in '000' Rs

Industry Code	Industry Major Groups & Industries	No. of establishments	Total Financial Expenses Col (7+8)	Interest Paid	Interest Received	Interest Paid minus Interest received	Payments for Bank Charges
1	2	3	4	5	6	7	8
23912 &	Manufacture of refractory ceramic goods						
23921	Ceramic tiles, mosaic cubes etc.	3	11552	7044		7044	4509
23922	Non-refractory clay building materials	535	5886	298		298	5587
2393 &	Other porcelain & ceramic products						
2394	Cement, lime & plaster	49	1996	1039594	1091240	-51645	53642
23931 &	Ceramic tableware & domestic articles						
23941	Clinkers & hydraulic cement	6	1996	1039594	1091240	-51645	53642
23943	Plasters of calcined gypsum/ sulphate	43					
2395	Articles of concrete, cement & plaster	697	2277				2277
23951 &	Precast concrete, cement or stone						
23952	Structural component of cement, concrete	697	2277				2277
2396	Cutting, shaping & finishing of stone	848	8046	622		622	7425
23961	Cutting, shaping & finishing of stone	848	8046	622		622	7425
2399	Other non-metallic mineral products	6	2410	2070		2070	340
23991 &	Millstones/abrasive products and polishing						
23995	Articles of asphalt etc	6	2410	2070		2070	340
24	BASIC METALS	41	240662	234854	10005	224848	15813
241 &	Basic iron & steel						
242	Basic precious & non-ferrous metals	41	240662	234854	10005	224848	15813
2410 &	Basic iron & steel						
2420	Basic precious & non-ferrous metals	41	240662	234854	10005	224848	15813
24104	Remelting of scrap ingot of iron/ steel	12	535	122		122	413
24106	Hot/cold-rolled products of steel	24	220247	215066	10005	205060	15186
24108 &	Welded tubes & pipes of steel						
24202	Aluminium & alloys	5	19880	19666		19666	214
25	FABRICATED METAL PRODUCTS	60	9637				9637
251	Structural metal products etc	13	262				262
2511	Structural metal products	13	262				262
25112 &	Metal door, window, shutter, gates etc						
25119	Others n.e.c.	13	262				262
252	Weapons & ammunition	35	1740				1740
2520	Weapons & ammunition	35	1740				1740
25202	Small arms	35	1740				1740
259	Other fabricated metal products	12	7635				7635
2593 &	Cutlery, h& tools & general hardware						
2599	Other fabricated metal products n.e.c.	12	7635				7635
25932 &	Knives, h& tools, saw blades etc						
25991	Cans, drums, buckets, boxes, tins etc	9					
25994	Metal household articles	3	7635				7635
26	COMPUTER, ELECTRONIC AND OPTICAL PRODUCTS	2	-425042	26278	453843	-427566	2524
263	Communication equipment	2	-425042	26278	453843	-427566	2524
2630	Communication equipment	2	-425042	26278	453843	-427566	2524
26301	Telephones pbx, facsimile equipment etc	2	-425042	26278	453843	-427566	2524
27	ELECTRICAL EQUIPMENT	21	83727	79025	2936	76089	7639
271 &	Electric motor, generator, transformer						
272	Batteries & accumulators	3	38020	35331	2936	32395	5625
2710 &	Electric motors, generators, transformers etc.						
2720	Batteries & accumulators	3	38020	35331	2936	32395	5625
27101 &	Electric transformers						
27203	Lead acid/ lithium/ dry/ wet batteries	3	38020	35331	2936	32395	5625
273	Wiring & wiring devices	6	39004	38320		38320	684
2732	Other electric wires & cables	6	39004	38320		38320	684
27320	Insulated wire & cable	6	39004	38320		38320	684
274	Electric lighting equipment	5	6703	5374		5374	1330
2740	Electric lighting equipment	5	6703	5374		5374	1330
27401	Lamps, bulbs, ch&eliers,lanterns etc.	5	6703	5374		5374	1330
275	Domestic appliances	7					
2750	Domestic appliances	7					
27501	Domestic electric appliances	5					
27503	Domestic non-electric cooking equipment	2					
28	MACHINERY AND EQUIPMENT N.E.C.	5	-1333	2725	6222	-3497	2164
281	General-purpose machinery	3	1405	697		697	708
2813	Other pumps, compressors, taps & valves	3	1405	697		697	708
28132	Pumps for liquids	3	1405	697		697	708
282	Special-purpose machinery	2	-2738	2028	6222	-4194	1456
2822 &	Metal-forming machinery & machine tools						
2824	Mining/ quarrying/ construction machinery	2	-2738	2028	6222	-4194	1456
28223 &	Stamping or pressing machine tools						
28242	Boring, cutting & tunnelling machinery	2	-2738	2028	6222	-4194	1456

TABLE - 15.0 **FINANCIAL EXPENDITURES** **KP**

2015-16

Value in '000' Rs

Industry Code	Industry Major Groups & Industries	No. of establishments	Total Financial Expenses Col (7+8)	Interest Paid	Interest Received	Interest Paid minus Interest received	Payments for Bank Charges
1	2	3	4	5	6	7	8
29	MOTOR VEHICLES, TRAILERS AND SEMI	4					
291 &	Motor vehicles						
293	Parts & accessories for motor vehicles	4					
2910 &	Motor vehicles						
2930	Parts & accessories for motor vehicles	4					
29101 &	Passenger cars, commercial busses etc.						
29103 &	Other motor vehicles						
29301	Parts & accessories for motor vehicles	4					
30	OTHER TRANSPORT EQUIPMENT	3	105				105
302 &	Railway locomotives & rolling stock						
309	Transport equipment n.e.c.	3	105				105
3020 &	Railway locomotives & rolling stock						
3091	Motorcycles	3	105				105
30202 &	Railway or tramway coaches services etc.						
30911	Motorcycles, engines for motorcycles	3	105				105
31	FURNITURE	360	5694	53		53	5641
310	Furniture	360	5694	53		53	5641
3100	Furniture	360	5694	53		53	5641
31001 &	Furniture & fixtures.						
31002	Furniture for shops/churches, schools, restaurants	118	2541				2541
31003	manufacture of office furniture	5	70				70
31004	Furniture for kitchen bedrooms etc.	237	3083	53		53	3030
32	OTHER MANUFACTURING	3	-454		528	-528	74
324 &	Games & toys						
325	Medical & dental instruments & supplies	3	-454		528	-528	74
3240 &	Games & toys						
3250	Medical & dental instruments & supplies	3	-454		528	-528	74
32401 &	Dolls, toy animals etc.						
32509	Others n.e.c.	3	-454		528	-528	74

TABLE-2.0 **SUMMARY STATISTICS** **BALOCHISTAN**

2015-16

Value in '000' Rs

Industry Code	Industry Major Groups & Industries	No. of establishments	Value of fixed assets at the end of the year	Additions / altrations made during the year (GFCF)	Changes in stocks	Average daily persons engaged (No.)	Employment cost	Industrial cost
1	2	3	4	5	6	7	8	9
C	**ALL INDUSTIRES**	**342**	**71985462**	**5094340**	**2064076**	**29902**	**14197614**	**188562894**
10	FOOD PRODUCTS	147	12644624	1765912	-104633	6403	1815297	30091801
104	Vegetable & animal oils/ fats	3	539989	269989		54	7919	637116
1040	Vegetable & animal oils & fats	3	539989	269989		54	7919	637116
10401	Crude / refined vegetable oils	3	539989	269989		54	7919	637116
106	Grain mill products, starches etc	124	3962224	830757	494371	3158	307947	14052724
1061	Grain mill products	124	3962224	830757	494371	3158	307947	14052724
10611	Grain milling.	33	241158	10137	203456	606	124640	3789643
10612	Rice milling.	91	3721066	820621	290915	2552	183307	10263081
107 & 108	Other food products Prepared animal feeds	20	8142411	665166	-599004	3191	1499431	15401961
1071 & 1073	Bakery products Chocolate & sugar confectionery	13	5973069	630723	-691755	1855	1065140	13329199
10711 & 10712	Bread & rolls Pastry, cakes, pies etc.	9	60955	1288	265	109	16031	42950
10713 & 10732	Rusks, biscuits & bakery products Chocolate & sugar confectionery	4	5912114	629435	-692020	1746	1049109	13286249
1079 & 1080	Other food products n.e.c. Prepared animal feeds	7	2169342	34443	92751	1336	434290	2072762
10798 & 10799 & 10802	Processing of salt Others n.e.c. Prepared feeds for farm animals	7	2169342	34443	92751	1336	434290	2072762
11	BEVERAGES	3	409342	111474	154480	139	84962	403655
110	Beverages	3	409342	111474	154480	139	84962	403655
1101 & 1104	Distilling, rectifying/ blending of spirits Soft drinks, mineral waters etc	3	409342	111474	154480	139	84962	403655
11010 & 11043	Alcoholic beverages/ distilled spirits Soft drinks like lemonade, cola etc.	3	409342	111474	154480	139	84962	403655
13	TEXTILES	16	9609775	688970	-1477639	7752	2953034	23961909
131 & 139	Spinning, weaving, finishing of textile Other textiles	16	9609775	688970	-1477639	7752	2953034	23961909
1311	Spinning of textile fibres	7	6738281	426765	-1082275	5499	2494139	19956637
13112	Spinning of yarn or thread	7	6738281	426765	-1082275	5499	2494139	19956637
1312	Weaving of textiles	6	2591283	246039	-375372	1972	338093	3541141
13121	Broad woven fabrics	6	2591283	246039	-375372	1972	338093	3541141
1313 & 1399	Finishing of textiles Other textiles n.e.c.	3	280210	16166	-19992	281	120802	464131
13131 & 13999	Bleaching & dyeing of fabrics Others n.e.c.	3	280210	16166	-19992	281	120802	464131
16	WOOD AND WOOD PRODUCTS	3	25776		14304	59	7314	45314
162	Products of wood, cork, straw etc.	3	25776		14304	59	7314	45314
1621	Veneer sheets & wood-based panels	3	25776		14304	59	7314	45314
16212	Plywood/ veneer panel/ laminated sheets	3	25776		14304	59	7314	45314
17	PAPER AND PAPER PRODUCTS	5	306088	3941	42955	193	150636	1436431
170	Paper & paper products	5	306088	3941	42955	193	150636	1436431
1701 & 1702	Pulp, paper & paperboard Corrugated paper/ paperboard & containers	5	306088	3941	42955	193	150636	1436431
17013 & 17022	Paper & paperboard Sacks, bags & similar articles of paper	5	306088	3941	42955	193	150636	1436431
19	COKE AND REFINED PETROLEUM PRODUCTS	3	12487325	88798	2493483	661	1113058	74147502
192	Refined petroleum products	3	12487325	88798	2493483	661	1113058	74147502
1920	Refined petroleum products	3	12487325	88798	2493483	661	1113058	74147502
19201 & 19203	Production of motor fuel/ kerosene etc. Oil-based lubricating oils or greases	3	12487325	88798	2493483	661	1113058	74147502
20	CHEMICALS AND CHEMICAL PRODUCTS	8	1068005	12701	18087	709	350548	1955034
201	Basic chemicals, fertilizers etc.	4	1044210	12701	11259	633	339914	1918183
2011 & 2013	Basic chemicals Plastics & synthetic rubber	4	1044210	12701	11259	633	339914	1918183
20113 & 20115 & 20131	Manufacture of inorganic acids & bases Basic organic chemicals Plastics in primary forms	4	1044210	12701	11259	633	339914	1918183
202	Other chemical products	4	23795		6828	76	10634	36851
2023 & 2029	Soap, perfumes & toilet preparations Other chemical products n.e.c.	4	23795		6828	76	10634	36851
20232 & 20299	Soap Others n.e.c.	4	23795		6828	76	10634	36851

TABLE-2.0 **SUMMARY STATISTICS** **BALOCHISTAN**

2015-16

Value in '000' Rs

Value of production at Producer Price	Census value added at producer prices	Census value added at factor cost	Contribution to GDP at market prices	Contribution to GDP at producer prices	Contribution to GDP at basic prices	Contribution to GDP at factor cost	Industry Code
10	11	12	13	14	15	16	1
269154247	**80591353**	**66563817**	**105686420**	**66178578**	**63159828**	**52151042**	**C**
43242175	13150374	12784743	12859196	9560301	9209009	9194670	10
663968	26852	26852	26798	24956	24956	24956	104
663968	26852	26852	26798	24956	24956	24956	1040
663968	26852	26852	26798	24956	24956	24956	10401
17333395	3280671	3396902	3123861	3123861	3247327	3240092	106
17333395	3280671	3396902	3123861	3123861	3247327	3240092	1061
5053168	1263525	1261962	1202564	1202564	1202564	1201001	10611
12280227	2017146	2134941	1921297	1921297	2044762	2039091	10612
25244812	9842851	9360989	9708538	6411484	5936727	5929622	107 & 108
21748416	8419217	8039936	8508108	5352886	4979712	4973605	1071 & 1073
71277	28326	28253	24965	24877	24877	24804	10711 & 10712
21677139	8390890	8011682	8483143	5328009	4954835	4948801	10713 & 10732
3496396	1423634	1321053	1200429	1058597	957014	956016	1079 & 1080
3496396	1423634	1321053	1200429	1058597	957014	956016	10798 & 10799 & 10802
1257768	854113	267397	947604	787246	200530	200530	11
1257768	854113	267397	947604	787246	200530	200530	110
1257768	854113	267397	947604	787246	200530	200530	1101 & 1104
1257768	854113	267397	947604	787246	200530	200530	11010 & 11043
30827414	6865505	6679893	7287636	6138484	5955838	5952872	13
30827414	6865505	6679893	7287636	6138484	5955838	5952872	131 & 139
25248164	5291527	5192230	5732378	4639910	4543360	4540613	1311
25248164	5291527	5192230	5732378	4639910	4543360	4540613	13112
4847296	1306155	1303867	1279476	1279476	1277321	1277189	1312
4847296	1306155	1303867	1279476	1279476	1277321	1277189	13121
731954	267823	183795	275782	219098	135156	135070	1313 & 1399
731954	267823	183795	275782	219098	135156	135070	13131 & 13999
67597	22283	18741	30833	19944	16525	16402	16
67597	22283	18741	30833	19944	16525	16402	162
67597	22283	18741	30833	19944	16525	16402	1621
67597	22283	18741	30833	19944	16525	16402	16212
2227775	791345	612058	1085322	755794	576775	576507	17
2227775	791345	612058	1085322	755794	576775	576507	170
2227775	791345	612058	1085322	755794	576775	576507	1701 & 1702
2227775	791345	612058	1085322	755794	576775	576507	17013 & 17022
93522524	19375022	8878514	42238557	16556290	16502018	6059782	19
93522524	19375022	8878514	42238557	16556290	16502018	6059782	192
93522524	19375022	8878514	42238557	16556290	16502018	6059782	1920
93522524	19375022	8878514	42238557	16556290	16502018	6059782	19201 & 19203
3731164	1776130	1679428	2202770	1617214	1554409	1520512	20
3669822	1751639	1654968	2176657	1592822	1530038	1496151	201
3669822	1751639	1654968	2176657	1592822	1530038	1496151	2011 & 2013
3669822	1751639	1654968	2176657	1592822	1530038	1496151	20113 & 20115 & 20131
61342	24491	24461	26113	24392	24372	24362	202
61342	24491	24461	26113	24392	24372	24362	2023 & 2029
61342	24491	24461	26113	24392	24372	24362	20232 & 20299

TABLE-2.0 **SUMMARY STATISTICS** **BALOCHISTAN**

2015-16

Value in '000' Rs

Industry Code	Industry Major Groups & Industries	No. of establishments	Value of fixed assets at the end of the year	Additions / altrations made during the year (GFCF)	Changes in stocks	Average daily persons engaged (No.)	Employment cost	Industrial cost
1	2	3	4	5	6	7	8	9
21	BASIC PHARMACEUTICAL PRODUCTS	16	3034463	157370	-40620	3864	2280661	6927857
210	Pharmaceuticals	16	3034463	157370	-40620	3864	2280661	6927857
2100	Pharmaceuticals	16	3034463	157370	-40620	3864	2280661	6927857
21001	Medicinal active substances	16	3034463	157370	-40620	3864	2280661	6927857
22	RUBBER AND PLASTICS PRODUCTS	17	4776076	227481	1518339	1420	444952	7059985
222	Plastics products	17	4776076	227481	1518339	1420	444952	7059985
2220	Plastics products	17	4776076	227481	1518339	1420	444952	7059985
22201	Plastic products for packing of goods	13	4678958	225913	1628264	1243	430139	6275795
22209	Other diverse plastic products	4	97118	1568	-109925	177	14813	784190
23	OTHER NON-METALLIC MINERAL PRODUCTS	64	6479093	331244	-141695	2189	2337078	7783458
239	Non-metallic mineral products n.e.c.	64	6479093	331244	-141695	2189	2337078	7783458
2392 &	Clay building materials							
2394	Cement, lime & plaster	8	5759909	273593	-167676	1277	2090639	7335153
23922 &	Non-refractory clay building materials							
23941	Clinkers & hydraulic cement	8	5759909	273593	-167676	1277	2090639	7335153
2395	Articles of concrete, cement & plaster	12	256032	26826	16234	267	59167	180141
23951	Precast concrete, cement or stone	12	256032	26826	16234	267	59167	180141
2396	Cutting, shaping & finishing of stone	44	463152	30826	9748	645	187272	268164
23961	Cutting, shaping & finishing of stone	44	463152	30826	9748	645	187272	268164
24	BASIC METALS	30	2891948	38427	-357048	1626	437675	13446842
241	Basic iron & steel	30	2891948	38427	-357048	1626	437675	13446842
2410	Basic iron & steel	30	2891948	38427	-357048	1626	437675	13446842
24106	Hot/cold-rolled products of steel	28	2817084	28828	-466443	1589	431267	11163612
24108	Welded tubes & pipes of steel	2	74864	9599	109395	37	6408	2283230
25	FABRICATED METAL PRODUCTS	6	9771064	754878	-292278	338	76437	1994440
251	Structural metal products etc	2	9758205	754878	-300680	55	37564	1892683
2511	Structural metal products	2	9758205	754878	-300680	55	37564	1892683
25112 &	Metal door, window, shutter, gates etc							
25119	Others n.e.c.	2	9758205	754878	-300680	55	37564	1892683
259	Other fabricated metal products	4	12859		8402	283	38873	101757
2599	Other fabricated metal products n.e.c.	4	12859		8402	283	38873	101757
25991 &	Cans, drums, buckets, boxes, tins etc							
25997	Various metal articles	4	12859		8402	283	38873	101757
27	ELECTRICAL EQUIPMENT	10	1051604	78552	131821	888	298566	3800056
272 &	Batteries & accumulators							
273	Wiring & wiring devices	10	1051604	78552	131821	888	298566	3800056
2720 &	Batteries & accumulators							
2732	Other electric wires & cables	10	1051604	78552	131821	888	298566	3800056
27203 &	Lead acid/ lithium/ dry/ wet batteries							
27320	Insulated wire & cable	10	1051604	78552	131821	888	298566	3800056
28	MACHINERY AND EQUIPMENT N.E.C.	3	1249867	37657	-97403	499	241957	1377337
282	Special-purpose machinery	3	1249867	37657	-97403	499	241957	1377337
2821	Agricultural & forestry machinery	3	1249867	37657	-97403	499	241957	1377337
28211	Tractors	3	1249867	37657	-97403	499	241957	1377337
29	MOTOR VEHICLES, TRAILERS AND SEMI	9	6167055	796739	203387	3136	1601676	14127394
293	Parts & accessories for motor vehicles	9	6167055	796739	203387	3136	1601676	14127394
2930	Parts & accessories for motor vehicles	9	6167055	796739	203387	3136	1601676	14127394
29301	Parts & accessories for motor vehicles	9	6167055	796739	203387	3136	1601676	14127394
31	FURNITURE	2	13358	195	-1463	26	3764	3877
310	Furniture	2	13358	195	-1463	26	3764	3877
3100	Furniture	2	13358	195	-1463	26	3764	3877
31001	Furniture & fixtures.	2	13358	195	-1463	26	3764	3877

TABLE-2.0 **SUMMARY STATISTICS** **BALOCHISTAN**

2015-16

Value in '000' Rs

Value of production at Producer Price	Census value added at producer prices	Census value added at factor cost	Contribution to GDP at market prices	Contribution to GDP at producer prices	Contribution to GDP at basic prices	Contribution to GDP at factor cost	Industry Code
10	11	12	13	14	15	16	1
14955085	8027228	7785105	5257676	5228422	4987919	4986300	21
14955085	8027228	7785105	5257676	5228422	4987919	4986300	210
14955085	8027228	7785105	5257676	5228422	4987919	4986300	2100
14955085	8027228	7785105	5257676	5228422	4987919	4986300	21001
9587876	2527891	2477932	3601014	2230754	2187373	2180795	22
9587876	2527891	2477932	3601014	2230754	2187373	2180795	222
9587876	2527891	2477932	3601014	2230754	2187373	2180795	2220
8680018	2404223	2354264	3349686	2110613	2067232	2060654	22201
907858	123668	123668	251327	120141	120141	120141	22209
18403821	10620363	9940764	11694141	9420480	8741493	8740881	23
18403821	10620363	9940764	11694141	9420480	8741493	8740881	239
16244927	8909774	8230728	10012412	7738751	7059764	7059705	2392 & 2394
16244927	8909774	8230728	10012412	7738751	7059764	7059705	23922 & 23941
542401	362260	362165	342201	342201	342201	342105	2395
542401	362260	362165	342201	342201	342201	342105	23951
1616493	1348330	1347872	1339529	1339529	1339529	1339071	2396
1616493	1348330	1347872	1339529	1339529	1339529	1339071	23961
18192806	4745964	4730739	4628139	4618730	4617523	4603505	24
18192806	4745964	4730739	4628139	4618730	4617523	4603505	241
18192806	4745964	4730739	4628139	4618730	4617523	4603505	2410
15700484	4536872	4522857	4475151	4470194	4470194	4456179	24106
2492322	209092	207882	152988	148536	147329	147326	24108
2220120	225680	225632	217597	217595	217595	217547	25
2027756	135073	135073	130559	130557	130557	130557	251
2027756	135073	135073	130559	130557	130557	130557	2511
2027756	135073	135073	130559	130557	130557	130557	25112 & 25119
192364	90607	90559	87038	87038	87038	86990	259
192364	90607	90559	87038	87038	87038	86990	2599
192364	90607	90559	87038	87038	87038	86990	25991 & 25997
5199655	1399599	1330519	1783762	1084299	1015241	1015219	27
5199655	1399599	1330519	1783762	1084299	1015241	1015219	272 & 273
5199655	1399599	1330519	1783762	1084299	1015241	1015219	2720 & 2732
5199655	1399599	1330519	1783762	1084299	1015241	1015219	27203 & 27320
2043471	666134	634042	854779	574120	542038	542028	28
2043471	666134	634042	854779	574120	542038	542028	282
2043471	666134	634042	854779	574120	542038	542028	2821
2043471	666134	634042	854779	574120	542038	542028	28211
23669309	9541914	8516500	10995584	7367097	6833734	6341683	29
23669309	9541914	8516500	10995584	7367097	6833734	6341683	293
23669309	9541914	8516500	10995584	7367097	6833734	6341683	2930
23669309	9541914	8516500	10995584	7367097	6833734	6341683	29301
5688	1810	1810	1809	1809	1809	1809	31
5688	1810	1810	1809	1809	1809	1809	310
5688	1810	1810	1809	1809	1809	1809	3100
5688	1810	1810	1809	1809	1809	1809	31001

TABLE - 3.0 A **EMPLOYMENT AND EMPLOYMENT COST (ALL EMPLOYEES)** **BALOCHISTAN**

2015-16

Value in '000' Rs

Industry Code	Major Groups & Industries	No. of establishments	Average daily employment			Employment cost during the year			
			Total	Male	Female	Total	Wages and salaries	Other cash payment	Payments in kind
1	2	3	4	5	6	7	8	9	10
C	**ALL INDUSTIRES**	**342**	**29658**	**29093**	**565**	**14197614**	**12986511**	**934032**	**277071**
10	FOOD PRODUCTS	147	6276	6262	14	1815297	1693137	120133	2026
104	Vegetable & animal oils/ fats	3	54	54		7919	6172		1747
1040	Vegetable & animal oils & fats	3	54	54		7919	6172		1747
10401	Crude / refined vegetable oils	3	54	54		7919	6172		1747
106	Grain mill products, starches etc	124	3032	3032		307947	307947		
1061	Grain mill products	124	3032	3032		307947	307947		
10611	Grain milling.	33	591	591		124640	124640		
10612	Rice milling.	91	2442	2442		183307	183307		
107 & 108	Other food products Prepared animal feeds	20	3190	3176	14	1499431	1379018	120133	279
1071 & 1073	Bakery products Chocolate & sugar confectionery	13	1854	1848	6	1065140	993659	71202	279
10711 & 10712	Bread & rolls Pastry, cakes, pies etc.	9	108	108		16031	15752		279
10713 & 10732	Rusks, biscuits & bakery products Chocolate & sugar confectionery	4	1746	1740	6	1049109	977907	71202	
1079 & 1080	Other food products n.e.c. Prepared animal feeds	7	1336	1328	8	434290	385359	48931	
10798 & 10799 & 10802	Processing of salt Others n.e.c. Prepared feeds for farm animals	7	1336	1328	8	434290	385359	48931	
11	BEVERAGES	3	139	139		84962	70789	14174	
110	Beverages	3	139	139		84962	70789	14174	
1101 & 1104	Distilling, rectifying/ blending of spirits Soft drinks, mineral waters etc	3	139	139		84962	70789	14174	
11010 & 11043	Alcoholic beverages/ distilled spirits Soft drinks like lemonade, cola etc.	3	139	139		84962	70789	14174	
13	TEXTILES	16	7751	7751		2953034	2930882	17692	4460
131 & 139	Spinning, weaving, finishing of textile Other textiles	16	7751	7751		2953034	2930882	17692	4460
1311	Spinning of textile fibres	7	5499	5499		2494139	2486309	7830	
13112	Spinning of yarn or thread	7	5499	5499		2494139	2486309	7830	
1312	Weaving of textiles	6	1972	1972		338093	338093		
13121	Broad woven fabrics	6	1972	1972		338093	338093		
1313 & 1399	Finishing of textiles Other textiles n.e.c.	3	280	280		120802	106480	9862	4460
13131 & 13999	Bleaching & dyeing of fabrics Others n.e.c.	3	280	280		120802	106480	9862	4460
16	WOOD AND WOOD PRODUCTS	3	59	59		7314	7314		
162	Products of wood, cork, straw etc.	3	59	59		7314	7314		
1621	Veneer sheets & wood-based panels	3	59	59		7314	7314		
16212	Plywood/ veneer panel/ laminated sheets	3	59	59		7314	7314		
17	PAPER AND PAPER PRODUCTS	5	193	190	3	150636	150636		
170	Paper & paper products	5	193	190	3	150636	150636		
1701 & 1702	Pulp, paper & paperboard Corrugated paper/ paperboard & containers	5	193	190	3	150636	150636		
17013 & 17022	Paper & paperboard Sacks, bags & similar articles of paper	5	193	190	3	150636	150636		
19	COKE AND REFINED PETROLEUM PRODUCTS	3	661	643	18	1113058	966067	84315	62676
192	Refined petroleum products	3	661	643	18	1113058	966067	84315	62676
1920	Refined petroleum products	3	661	643	18	1113058	966067	84315	62676
19201 & 19203	Production of motor fuel/ kerosene etc. Oil-based lubricating oils or greases	3	661	643	18	1113058	966067	84315	62676
20	CHEMICALS AND CHEMICAL PRODUCTS	8	704	704		350548	203643	130483	16421
201	Basic chemicals, fertilizers etc.	4	633	633		339914	193679	129813	16421
2011 & 2013	Basic chemicals Plastics & synthetic rubber	4	633	633		339914	193679	129813	16421
20113 & 20115 & 20131	Manufacture of inorganic acids & bases Basic organic chemicals Plastics in primary forms	4	633	633		339914	193679	129813	16421
202	Other chemical products	4	71	71		10634	9964	670	
2023 & 2029	Soap, perfumes & toilet preparations Other chemical products n.e.c.	4	71	71		10634	9964	670	
20232 & 20299	Soap Others n.e.c.	4	71	71		10634	9964	670	

TABLE - 3.0 A **EMPLOYMENT AND EMPLOYMENT COST (ALL EMPLOYEES)** **BALOCHISTAN**

2015-16

Value in '000' Rs

Industry Code	Major Groups & Industries	No. of establishments	Average daily employment			Employment cost during the year			
			Total	Male	Female	Total	Wages and salaries	Other cash payment	Payments in kind
1	2	3	4	5	6	7	8	9	10
21	BASIC PHARMACEUTICAL PRODUCTS	16	3864	3569	295	2280661	2130107	150554	
210	Pharmaceuticals	16	3864	3569	295	2280661	2130107	150554	
2100	Pharmaceuticals	16	3864	3569	295	2280661	2130107	150554	
21001	Medicinal active substances	16	3864	3569	295	2280661	2130107	150554	
22	RUBBER AND PLASTICS PRODUCTS	17	1410	1410		444952	433162	10649	1140
222	Plastics products	17	1410	1410		444952	433162	10649	1140
2220	Plastics products	17	1410	1410		444952	433162	10649	1140
22201	Plastic products for packing of goods	13	1233	1233		430139	418349	10649	1140
22209	Other diverse plastic products	4	177	177		14813	14813		
23	OTHER NON-METALLIC MINERAL PRODUCTS	64	2168	2162	6	2337078	1946902	314185	75991
239	Non-metallic mineral products n.e.c.	64	2168	2162	6	2337078	1946902	314185	75991
2392 & 2394	Clay building materials Cement, lime & plaster	8	1275	1269	6	2090639	1776597	314042	
23922 & 23941	Non-refractory clay building materials Clinkers & hydraulic cement	8	1275	1269	6	2090639	1776597	314042	
2395	Articles of concrete, cement & plaster	12	259	259		59167	48647	143	10377
23951	Precast concrete, cement or stone	12	259	259		59167	48647	143	10377
2396	Cutting, shaping & finishing of stone	44	634	634		187272	121658		65614
23961	Cutting, shaping & finishing of stone	44	634	634		187272	121658		65614
24	BASIC METALS	30	1615	1615		437675	376587	3727	57361
241	Basic iron & steel	30	1615	1615		437675	376587	3727	57361
2410	Basic iron & steel	30	1615	1615		437675	376587	3727	57361
24106	Hot/cold-rolled products of steel	28	1578	1578		431267	370869	3037	57361
24108	Welded tubes & pipes of steel	2	37	37		6408	5718	690	
25	FABRICATED METAL PRODUCTS	6	274	274		76437	72195	4242	
251	Structural metal products etc	2	55	55		37564	33322	4242	
2511	Structural metal products	2	55	55		37564	33322	4242	
25112 & 25119	Metal door, window, shutter, gates etc Others n.e.c.	2	55	55		37564	33322	4242	
259	Other fabricated metal products	4	219	219		38873	38873		
2599	Other fabricated metal products n.e.c.	4	219	219		38873	38873		
25991 & 25997	Cans, drums, buckets, boxes, tins etc Various metal articles	4	219	219		38873	38873		
27	ELECTRICAL EQUIPMENT	10	888	882	6	298566	236037	62529	
272 & 273	Batteries & accumulators Wiring & wiring devices	10	888	882	6	298566	236037	62529	
2720 & 2732	Batteries & accumulators Other electric wires & cables	10	888	882	6	298566	236037	62529	
27203 & 27320	Lead acid/ lithium/ dry/ wet batteries Insulated wire & cable	10	888	882	6	298566	236037	62529	
28	MACHINERY AND EQUIPMENT N.E.C.	3	499	497	2	241957	228486	13471	
282	Special-purpose machinery	3	499	497	2	241957	228486	13471	
2821	Agricultural & forestry machinery	3	499	497	2	241957	228486	13471	
28211	Tractors	3	499	497	2	241957	228486	13471	
29	MOTOR VEHICLES, TRAILERS AND SEMI	9	3136	2915	221	1601676	1536804	7878	56995
293	Parts & accessories for motor vehicles	9	3136	2915	221	1601676	1536804	7878	56995
2930	Parts & accessories for motor vehicles	9	3136	2915	221	1601676	1536804	7878	56995
29301	Parts & accessories for motor vehicles	9	3136	2915	221	1601676	1536804	7878	56995
31	FURNITURE	2	21	21		3764	3764		
310	Furniture	2	21	21		3764	3764		
3100	Furniture	2	21	21		3764	3764		
31001	Furniture & fixtures.	2	21	21		3764	3764		

TABLE - 3.0 B **AVERAGE DAILY EMPLOYMENT** **BALOCHISTAN**

2015-16

Value in '000' Rs

Industry Code	Industry Major Groups and Industries	No. of establishments	Working proprietors			Contributing family worker		
			Total	Male	Female	Total	Male	Female
1	2	3	4	5	6	7	8	9
C	**ALL INDUSTIRES**	**342**	**159**	**159**		**84**	**84**	
10	FOOD PRODUCTS	147	113	113		14	14	
104	Vegetable & animal oils/ fats	3						
1040	Vegetable & animal oils & fats	3						
10401	Crude / refined vegetable oils	3						
106	Grain mill products, starches etc	124	112	112		14	14	
1061	Grain mill products	124	112	112		14	14	
10611	Grain milling.	33	4	4		11	11	
10612	Rice milling.	91	108	108		2	2	
107 & 108	Other food products Prepared animal feeds	20	1	1				
1071 & 1073	Bakery products Chocolate & sugar confectionery	13	1	1				
10711 & 10712	Bread & rolls Pastry, cakes, pies etc.	9	1	1				
10713 & 10732	Rusks, biscuits & bakery products Chocolate & sugar confectionery	4						
1079 & 1080	Other food products n.e.c. Prepared animal feeds	7						
10798 & 10799 & 10802	Processing of salt Others n.e.c. Prepared feeds for farm animals	7						
11	BEVERAGES	3						
110	Beverages	3						
1101 & 1104	Distilling, rectifying/ blending of spirits Soft drinks, mineral waters etc	3						
11010 & 11043	Alcoholic beverages/ distilled spirits Soft drinks like lemonade, cola etc.	3						
13	TEXTILES	16	1	1				
131 & 139	Spinning, weaving, finishing of textile Other textiles	16	1	1				
1311	Spinning of textile fibres	7						
13112	Spinning of yarn or thread	7						
1312	Weaving of textiles	6						
13121	Broad woven fabrics	6						
1313 & 1399	Finishing of textiles Other textiles n.e.c.	3	1	1				
13131 & 13999	Bleaching & dyeing of fabrics Others n.e.c.	3	1	1				
16	WOOD AND WOOD PRODUCTS	3						
162	Products of wood, cork, straw etc.	3						
1621	Veneer sheets & wood-based panels	3						
16212	Plywood/ veneer panel/ laminated sheets	3						
17	PAPER AND PAPER PRODUCTS	5						
170	Paper & paper products	5						
1701 & 1702	Pulp, paper & paperboard Corrugated paper/ paperboard & containers	5						
17013 & 17022	Paper & paperboard Sacks, bags & similar articles of paper	5						
19	COKE AND REFINED PETROLEUM PRODUCTS	3						
192	Refined petroleum products	3						
1920	Refined petroleum products	3						
19201 & 19203	Production of motor fuel/ kerosene etc. Oil-based lubricating oils or greases	3						
20	CHEMICALS AND CHEMICAL PRODUCTS	8	5	5				
201	Basic chemicals, fertilizers etc.	4						
2011 & 2013	Basic chemicals Plastics & synthetic rubber	4						
20113 & 20115 & 20131	Manufacture of inorganic acids & bases Basic organic chemicals Plastics in primary forms	4						
202	Other chemical products	4	5	5				
2023 & 2029	Soap, perfumes & toilet preparations Other chemical products n.e.c.	4	5	5				
20232 & 20299	Soap Others n.e.c.	4	5	5				

TABLE - 3.0 B **AVERAGE DAILY EMPLOYMENT** **BALOCHISTAN**

2015-16

Value in '000' Rs

Industry Code	Industry Major Groups and Industries	No. of establishments	Working proprietors			Contributing family worker		
			Total	Male	Female	Total	Male	Female
1	2	3	4	5	6	7	8	9
21	BASIC PHARMACEUTICAL PRODUCTS	16						
210	Pharmaceuticals	16						
2100	Pharmaceuticals	16						
21001	Medicinal active substances	16						
22	RUBBER AND PLASTICS PRODUCTS	17	3	3		7	7	
222	Plastics products	17	3	3		7	7	
2220	Plastics products	17	3	3		7	7	
22201	Plastic products for packing of goods	13	3	3		7	7	
22209	Other diverse plastic products	4						
23	OTHER NON-METALLIC MINERAL PRODUCTS	64	17	17		4	4	
239	Non-metallic mineral products n.e.c.	64	17	17		4	4	
2392 & 2394	Clay building materials Cement, lime & plaster	8	2	2				
23922 & 23941	Non-refractory clay building materials Clinkers & hydraulic cement	8	2	2				
2395	Articles of concrete, cement & plaster	12	8	8				
23951	Precast concrete, cement or stone	12	8	8				
2396	Cutting, shaping & finishing of stone	44	7	7		4	4	
23961	Cutting, shaping & finishing of stone	44	7	7		4	4	
24	BASIC METALS	30	5	5		6	6	
241	Basic iron & steel	30	5	5		6	6	
2410	Basic iron & steel	30	5	5		6	6	
24106	Hot/cold-rolled products of steel	28	5	5		6	6	
24108	Welded tubes & pipes of steel	2						
25	FABRICATED METAL PRODUCTS	6	16	16		48	48	
251	Structural metal products etc	2						
2511	Structural metal products	2						
25112 & 25119	Metal door, window, shutter, gates etc Others n.e.c.	2						
259	Other fabricated metal products	4	16	16		48	48	
2599	Other fabricated metal products n.e.c.	4	16	16		48	48	
25991 & 25997	Cans, drums, buckets, boxes, tins etc Various metal articles	4	16	16		48	48	
27	ELECTRICAL EQUIPMENT	10						
272 & 273	Batteries & accumulators Wiring & wiring devices	10						
2720 & 2732	Batteries & accumulators Other electric wires & cables	10						
27203 & 27320	Lead acid/ lithium/ dry/ wet batteries Insulated wire & cable	10						
28	MACHINERY AND EQUIPMENT N.E.C.	3						
282	Special-purpose machinery	3						
2821	Agricultural & forestry machinery	3						
28211	Tractors	3						
29	MOTOR VEHICLES, TRAILERS AND SEMI	9						
293	Parts & accessories for motor vehicles	9						
2930	Parts & accessories for motor vehicles	9						
29301	Parts & accessories for motor vehicles	9						
31	FURNITURE	2				5	5	
310	Furniture	2				5	5	
3100	Furniture	2				5	5	
31001	Furniture & fixtures.	2				5	5	

TABLE - 4.0 A **FIXED ASSETS** **BALOCHISTAN**
2015-16
Value in '000' Rs

Industry Code	Industrial Major Groups and Industry	No. of establishments	Value of fixed assets at the beginning of the year	Acquisition, addition, alteration & major improvements during year	Sales proceeds of fixed assets disposed off during year	Capital formation on own account	Gross Fixed Capital Formation (5+6-7+8)	Depreciation for fixed assets	Value of fixed assets at the end of the year
1	2	3	4	5	6	7	8	9	10
C	**ALL INDUSTIRES**	**342**	**71484070**	**5278396**	**184056**		**5094340**	**4592948**	**71985462**
10	FOOD PRODUCTS	147	11370090	1785926	20014		1765912	491378	12644624
104	Vegetable & animal oils/ fats	3	270000	269989			269989		539989
1040	Vegetable & animal oils & fats	3	270000	269989			269989		539989
10401	Crude / refined vegetable oils	3	270000	269989			269989		539989
106	Grain mill products, starches etc	124	3133043	830757			830757	1577	3962224
1061	Grain mill products	124	3133043	830757			830757	1577	3962224
10611	Grain milling.	33	232598	10137			10137	1577	241158
10612	Rice milling.	91	2900445	820621			820621		3721066
107 & 108	Other food products Prepared animal feeds	20	7967047	685179	20014		665166	489801	8142411
1071 & 1073	Bakery products Chocolate & sugar confectionery	13	5758156	650377	19654		630723	415811	5973069
10711 & 10712	Bread & rolls Pastry, cakes, pies etc.	9	59666	1288			1288		60955
10713 & 10732	Rusks, biscuits & bakery products Chocolate & sugar confectionery	4	5698490	649089	19654		629435	415811	5912114
1079 & 1080	Other food products n.e.c. Prepared animal feeds	7	2208890	34802	359		34443	73990	2169342
10798 & 10799 & 10802	Processing of salt Others n.e.c. Prepared feeds for farm animals	7	2208890	34802	359		34443	73990	2169342
11	BEVERAGES	3	323368	111474			111474	25501	409342
110	Beverages	3	323368	111474			111474	25501	409342
1101 & 1104	Distilling, rectifying/ blending of spirits Soft drinks, mineral waters etc	3	323368	111474			111474	25501	409342
11010 & 11043	Alcoholic beverages/ distilled spirits Soft drinks like lemonade, cola etc.	3	323368	111474			111474	25501	409342
13	TEXTILES	16	9511715	712777	23807		688970	590909	9609775
131 & 139	Spinning, weaving, finishing of textile Other textiles	16	9511715	712777	23807		688970	590909	9609775
1311	Spinning of textile fibres	7	6883944	432049	5284		426765	572428	6738281
13112	Spinning of yarn or thread	7	6883944	432049	5284		426765	572428	6738281
1312	Weaving of textiles	6	2345245	263539	17500		246039		2591283
13121	Broad woven fabrics	6	2345245	263539	17500		246039		2591283
1313 & 1399	Finishing of textiles Other textiles n.e.c.	3	282526	17189	1023		16166	18481	280210
13131 & 13999	Bleaching & dyeing of fabrics Others n.e.c.	3	282526	17189	1023		16166	18481	280210
16	WOOD AND WOOD PRODUCTS	3	28563					2787	25776
162	Products of wood, cork, straw etc.	3	28563					2787	25776
1621	Veneer sheets & wood-based panels	3	28563					2787	25776
16212	Plywood/ veneer panel/ laminated sheets	3	28563					2787	25776
17	PAPER AND PAPER PRODUCTS	5	313520	6242	2301		3941	11372	306088
170	Paper & paper products	5	313520	6242	2301		3941	11372	306088
1701 & 1702	Pulp, paper & paperboard Corrugated paper/ paperboard & containers	5	313520	6242	2301		3941	11372	306088
17013 & 17022	Paper & paperboard Sacks, bags & similar articles of paper	5	313520	6242	2301		3941	11372	306088
19	COKE AND REFINED PETROLEUM PRODUCTS	3	13632285	125764	36966		88798	1233758	12487325
192	Refined petroleum products	3	13632285	125764	36966		88798	1233758	12487325
1920	Refined petroleum products	3	13632285	125764	36966		88798	1233758	12487325
19201 & 19203	Production of motor fuel/ kerosene etc. Oil-based lubricating oils or greases	3	13632285	125764	36966		88798	1233758	12487325
20	CHEMICALS AND CHEMICAL PRODUCTS	8	1154663	16326	3625		12701	99359	1068005
201	Basic chemicals, fertilizers etc.	4	1130867	16326	3625		12701	99359	1044210
2011 & 2013	Basic chemicals Plastics & synthetic rubber	4	1130867	16326	3625		12701	99359	1044210
20113 & 20115 & 20131	Manufacture of inorganic acids & bases Basic organic chemicals Plastics in primary forms	4	1130867	16326	3625		12701	99359	1044210
202	Other chemical products	4	23795						23795
2023 & 2029	Soap, perfumes & toilet preparations Other chemical products n.e.c.	4	23795						23795
20232 & 20299	Soap Others n.e.c.	4	23795						23795

TABLE - 4.0 A **FIXED ASSETS** **BALOCHISTAN**
2015-16
Value in '000' Rs

Industry Code	Industrial Major Groups and Industry	No. of establishments	Value of fixed assets at the beginning of the year	Acquisition, addition, alteration & major improvements during year	Sales proceeds of fixed assets disposed off during year	Capital formation on own account	Gross Fixed Capital Formation (5+6-7+8)	Depreciation for fixed assets	Value of fixed assets at the end of the year
1	2	3	4	5	6	7	8	9	10
21	BASIC PHARMACEUTICAL PRODUCTS	16	3301849	213735	56365		157370	424757	3034463
210	Pharmaceuticals	16	3301849	213735	56365		157370	424757	3034463
2100	Pharmaceuticals	16	3301849	213735	56365		157370	424757	3034463
21001	Medicinal active substances	16	3301849	213735	56365		157370	424757	3034463
22	RUBBER AND PLASTICS PRODUCTS	17	5076646	227481			227481	528051	4776076
222	Plastics products	17	5076646	227481			227481	528051	4776076
2220	Plastics products	17	5076646	227481			227481	528051	4776076
22201	Plastic products for packing of goods	13	4981095	225913			225913	528051	4678958
22209	Other diverse plastic products	4	95551	1568			1568		97118
23	OTHER NON-METALLIC MINERAL PRODUCTS	64	6599395	344199	12955		331244	451547	6479093
239	Non-metallic mineral products n.e.c.	64	6599395	344199	12955		331244	451547	6479093
2392 & 2394	Clay building materials Cement, lime & plaster	8	5920287	280871	7278		273593	433970	5759909
23922 & 23941	Non-refractory clay building materials Clinkers & hydraulic cement	8	5920287	280871	7278		273593	433970	5759909
2395	Articles of concrete, cement & plaster	12	240016	27186	360		26826	10810	256032
23951	Precast concrete, cement or stone	12	240016	27186	360		26826	10810	256032
2396	Cutting, shaping & finishing of stone	44	439093	36142	5316		30826	6767	463152
23961	Cutting, shaping & finishing of stone	44	439093	36142	5316		30826	6767	463152
24	BASIC METALS	30	2865810	39242	815		38427	12289	2891948
241	Basic iron & steel	30	2865810	39242	815		38427	12289	2891948
2410	Basic iron & steel	30	2865810	39242	815		38427	12289	2891948
24106	Hot/cold-rolled products of steel	28	2796001	29643	815		28828	7745	2817084
24108	Welded tubes & pipes of steel	2	69809	9599			9599	4544	74864
25	FABRICATED METAL PRODUCTS	6	9022019	754878			754878	5833	9771064
251	Structural metal products etc	2	9009160	754878			754878	5833	9758205
2511	Structural metal products	2	9009160	754878			754878	5833	9758205
25112 & 25119	Metal door, window, shutter, gates etc Others n.e.c.	2	9009160	754878			754878	5833	9758205
259	Other fabricated metal products	4	12859						12859
2599	Other fabricated metal products n.e.c.	4	12859						12859
25991 & 25997	Cans, drums, buckets, boxes, tins etc Various metal articles	4	12859						12859
27	ELECTRICAL EQUIPMENT	10	1063588	78552			78552	90535	1051604
272 & 273	Batteries & accumulators Wiring & wiring devices	10	1063588	78552			78552	90535	1051604
2720 & 2732	Batteries & accumulators Other electric wires & cables	10	1063588	78552			78552	90535	1051604
27203 & 27320	Lead acid/ lithium/ dry/ wet batteries Insulated wire & cable	10	1063588	78552			78552	90535	1051604
28	MACHINERY AND EQUIPMENT N.E.C.	3	1305852	42354	4697		37657	93642	1249867
282	Special-purpose machinery	3	1305852	42354	4697		37657	93642	1249867
2821	Agricultural & forestry machinery	3	1305852	42354	4697		37657	93642	1249867
28211	Tractors	3	1305852	42354	4697		37657	93642	1249867
29	MOTOR VEHICLES, TRAILERS AND SEMI	9	5901546	819251	22512		796739	531230	6167055
293	Parts & accessories for motor vehicles	9	5901546	819251	22512		796739	531230	6167055
2930	Parts & accessories for motor vehicles	9	5901546	819251	22512		796739	531230	6167055
29301	Parts & accessories for motor vehicles	9	5901546	819251	22512		796739	531230	6167055
31	FURNITURE	2	13163	195			195		13358
310	Furniture	2	13163	195			195		13358
3100	Furniture	2	13163	195			195		13358
31001	Furniture & fixtures.	2	13163	195			195		13358

TABLE - 4.0 B **FIXED ASSETS (DETAIL)** **BALOCHISTAN**
2015-16
Value in '000' Rs

Industry Code	Industrial Major Groups and Industry	No. of establishments	Dwellings, other buildings and structures			
			Acquisition, addition, alteration & major improvements during year	Sales proceeds of fixed assets disposed off during year	Capital formation on own account	Gross Fixed Capital Formation
1	2	3	4	5	6	7
C	**ALL INDUSTIRES**	**342**	**430189**			**430189**
10	FOOD PRODUCTS	147	158850			158850
104	Vegetable & animal oils/ fats	3	34846			34846
1040	Vegetable & animal oils & fats	3	34846			34846
10401	Crude / refined vegetable oils	3	34846			34846
106	Grain mill products, starches etc	124	105538			105538
1061	Grain mill products	124	105538			105538
10611	Grain milling.	33	2356			2356
10612	Rice milling.	91	103183			103183
107 & 108	Other food products Prepared animal feeds	20	18466			18466
1071 & 1073	Bakery products Chocolate & sugar confectionery	13	14655			14655
10711 & 10712	Bread & rolls Pastry, cakes, pies etc.	9	1082			1082
10713 & 10732	Rusks, biscuits & bakery products Chocolate & sugar confectionery	4	13573			13573
1079 & 1080	Other food products n.e.c. Prepared animal feeds	7	3811			3811
10798 & 10799 & 10802	Processing of salt Others n.e.c. Prepared feeds for farm animals	7	3811			3811
11	BEVERAGES	3	46811			46811
110	Beverages	3	46811			46811
1101 & 1104	Distilling, rectifying/ blending of spirits Soft drinks, mineral waters etc	3	46811			46811
11010 & 11043	Alcoholic beverages/ distilled spirits Soft drinks like lemonade, cola etc.	3	46811			46811
13	TEXTILES	16	93487			93487
131 & 139	Spinning, weaving, finishing of textile Other textiles	16	93487			93487
1311	Spinning of textile fibres	7	82705			82705
13112	Spinning of yarn or thread	7	82705			82705
1312	Weaving of textiles	6	1021			1021
13121	Broad woven fabrics	6	1021			1021
1313 & 1399	Finishing of textiles Other textiles n.e.c.	3	9761			9761
13131 & 13999	Bleaching & dyeing of fabrics Others n.e.c.	3	9761			9761
16	WOOD AND WOOD PRODUCTS	3				
162	Products of wood, cork, straw etc.	3				
1621	Veneer sheets & wood-based panels	3				
16212	Plywood/ veneer panel/ laminated sheets	3				
17	PAPER AND PAPER PRODUCTS	5				
170	Paper & paper products	5				
1701 & 1702	Pulp, paper & paperboard Corrugated paper/ paperboard & containers	5				
17013 & 17022	Paper & paperboard Sacks, bags & similar articles of paper	5				
19	COKE AND REFINED PETROLEUM PRODUCTS	3	20010			20010
192	Refined petroleum products	3	20010			20010
1920	Refined petroleum products	3	20010			20010
19201 & 19203	Production of motor fuel/ kerosene etc. Oil-based lubricating oils or greases	3	20010			20010
20	CHEMICALS AND CHEMICAL PRODUCTS	8	273			273
201	Basic chemicals, fertilizers etc.	4	273			273
2011 & 2013	Basic chemicals Plastics & synthetic rubber	4	273			273
20113 & 20115 & 20131	Manufacture of inorganic acids & bases Basic organic chemicals Plastics in primary forms	4	273			273
202	Other chemical products	4				
2023 & 2029	Soap, perfumes & toilet preparations Other chemical products n.e.c.	4				
20232 & 20299	Soap Others n.e.c.	4				

TABLE - 4.0 B **FIXED ASSETS (DETAIL)** **BALOCHISTAN**
2015-16
Value in '000' Rs

Machinery and Equipment				Intellectual Property Products				Total				
Acquisition, addition, alteration & major improvements during year	Sales proceeds of fixed assets disposed off during year	Capital formation on own account	Gross Fixed Capital Formation	Acquisition, addition, alteration & major improvements during year	Sales proceeds of fixed assets disposed off during year	Capital formation on own account	Gross Fixed Capital Formation	Acquisition, addition, alteration & major improvements during year	Sales proceeds of fixed assets disposed off during year	Capital formation on own account	Gross Fixed Capital Formation	Industry Code
8	9	10	11	12	13	14	15	16	17	18	19	1
4847158	**184056**		**4663102**	**1049**			**1049**	**5278396**	**184056**		**5094340**	**C**
1626858	20014		1606844	218			218	1785926	20014		1765912	10
235143			235143					269989			269989	104
235143			235143					269989			269989	1040
235143			235143					269989			269989	10401
725143			725143	76			76	830757			830757	106
725143			725143	76			76	830757			830757	1061
7705			7705	76			76	10137			10137	10611
717438			717438					820621			820621	10612
666572	20014		646558	142			142	685179	20014		665166	107 & 108
635581	19654		615927	142			142	650377	19654		630723	1071 & 1073
206			206					1288			1288	10711 & 10712
635374	19654		615720	142			142	649089	19654		629435	10713 & 10732
30991	359		30632					34802	359		34443	1079 & 1080
30991	359		30632					34802	359		34443	10798 & 10799 & 10802
64663			64663					111474			111474	11
64663			64663					111474			111474	110
64663			64663					111474			111474	1101 & 1104
64663			64663					111474			111474	11010 & 11043
619290	23807		595483					712777	23807		688970	13
619290	23807		595483					712777	23807		688970	131 & 139
349345	5284		344060					432049	5284		426765	1311
349345	5284		344060					432049	5284		426765	13112
262518	17500		245018					263539	17500		246039	1312
262518	17500		245018					263539	17500		246039	13121
7427	1023		6404					17189	1023		16166	1313 & 1399
7427	1023		6404					17189	1023		16166	13131 & 13999
												16
												162
												1621
												16212
6242	2301		3941					6242	2301		3941	17
6242	2301		3941					6242	2301		3941	170
6242	2301		3941					6242	2301		3941	1701 & 1702
6242	2301		3941					6242	2301		3941	17013 & 17022
105755	36966		68789					125764	36966		88798	19
105755	36966		68789					125764	36966		88798	192
105755	36966		68789					125764	36966		88798	1920
105755	36966		68789					125764	36966		88798	19201 & 19203
16053	3625		12428					16326	3625		12701	20
16053	3625		12428					16326	3625		12701	201
16053	3625		12428					16326	3625		12701	2011 & 2013
16053	3625		12428					16326	3625		12701	20113 & 20115 & 20131
												202
												2023 & 2029
												20232 & 20299

TABLE - 4.0 B **FIXED ASSETS (DETAIL)** **BALOCHISTAN**
2015-16
Value in '000' Rs

Industry Code	Industrial Major Groups and Industry	No. of establishments	Dwellings, other buildings and structures			
			Acquisition, addition, alteration & major improvements during year	Sales proceeds of fixed assets disposed off during year	Capital formation on own account	Gross Fixed Capital Formation
1	2	3	4	5	6	7
21	BASIC PHARMACEUTICAL PRODUCTS	16	7728			7728
210	Pharmaceuticals	16	7728			7728
2100	Pharmaceuticals	16	7728			7728
21001	Medicinal active substances	16	7728			7728
22	RUBBER AND PLASTICS PRODUCTS	17	2288			2288
222	Plastics products	17	2288			2288
2220	Plastics products	17	2288			2288
22201	Plastic products for packing of goods	13	1605			1605
22209	Other diverse plastic products	4	683			683
23	OTHER NON-METALLIC MINERAL PRODUCTS	64	20393			20393
239	Non-metallic mineral products n.e.c.	64	20393			20393
2392 & 2394	Clay building materials Cement, lime & plaster	8	18390			18390
23922 & 23941	Non-refractory clay building materials Clinkers & hydraulic cement	8	18390			18390
2395	Articles of concrete, cement & plaster	12				
23951	Precast concrete, cement or stone	12				
2396	Cutting, shaping & finishing of stone	44	2003			2003
23961	Cutting, shaping & finishing of stone	44	2003			2003
24	BASIC METALS	30	2033			2033
241	Basic iron & steel	30	2033			2033
2410	Basic iron & steel	30	2033			2033
24106	Hot/cold-rolled products of steel	28	2033			2033
24108	Welded tubes & pipes of steel	2				
25	FABRICATED METAL PRODUCTS	6				
251	Structural metal products etc	2				
2511	Structural metal products	2				
25112 & 25119	Metal door, window, shutter, gates etc Others n.e.c.	2				
259	Other fabricated metal products	4				
2599	Other fabricated metal products n.e.c.	4				
25991 & 25997	Cans, drums, buckets, boxes, tins etc Various metal articles	4				
27	ELECTRICAL EQUIPMENT	10	2122			2122
272 & 273	Batteries & accumulators Wiring & wiring devices	10	2122			2122
2720 & 2732	Batteries & accumulators Other electric wires & cables	10	2122			2122
27203 & 27320	Lead acid/ lithium/ dry/ wet batteries Insulated wire & cable	10	2122			2122
28	MACHINERY AND EQUIPMENT N.E.C.	3	243			243
282	Special-purpose machinery	3	243			243
2821	Agricultural & forestry machinery	3	243			243
28211	Tractors	3	243			243
29	MOTOR VEHICLES, TRAILERS AND SEMI	9	75788			75788
293	Parts & accessories for motor vehicles	9	75788			75788
2930	Parts & accessories for motor vehicles	9	75788			75788
29301	Parts & accessories for motor vehicles	9	75788			75788
31	FURNITURE	2	163			163
310	Furniture	2	163			163
3100	Furniture	2	163			163
31001	Furniture & fixtures.	2	163			163

TABLE - 4.0 B **FIXED ASSETS (DETAIL)** **BALOCHISTAN**
2015-16
Value in '000' Rs

Machinery and Equipment				Intellectual Property Products				Total				
Acquisition, addition, alteration & major improvements during year	Sales proceeds of fixed assets disposed off during year	Capital formation on own account	Gross Fixed Capital Formation	Acquisition, addition, alteration & major improvements during year	Sales proceeds of fixed assets disposed off during year	Capital formation on own account	Gross Fixed Capital Formation	Acquisition, addition, alteration & major improvements during year	Sales proceeds of fixed assets disposed off during year	Capital formation on own account	Gross Fixed Capital Formation	Industry Code
8	9	10	11	12	13	14	15	16	17	18	19	1
206007	56365		149642					213735	56365		157370	21
206007	56365		149642					213735	56365		157370	210
206007	56365		149642					213735	56365		157370	2100
206007	56365		149642					213735	56365		157370	21001
225193			225193					227481			227481	22
225193			225193					227481			227481	222
225193			225193					227481			227481	2220
224308			224308					225913			225913	22201
885			885					1568			1568	22209
323806	12955		310851					344199	12955		331244	23
323806	12955		310851					344199	12955		331244	239
262480	7278		255203					280871	7278		273593	2392 & 2394
262480	7278		255203					280871	7278		273593	23922 & 23941
27186	360		26826					27186	360		26826	2395
27186	360		26826					27186	360		26826	23951
34139	5316		28822					36142	5316		30826	2396
34139	5316		28822					36142	5316		30826	23961
37209	815		36394					39242	815		38427	24
37209	815		36394					39242	815		38427	241
37209	815		36394					39242	815		38427	2410
27610	815		26795					29643	815		28828	24106
9599			9599					9599			9599	24108
754878			754878					754878			754878	25
754878			754878					754878			754878	251
754878			754878					754878			754878	2511
754878			754878					754878			754878	25112 & 25119
												259
												2599
												25991 & 25997
75598			75598	831			831	78552			78552	27
75598			75598	831			831	78552			78552	272 & 273
75598			75598	831			831	78552			78552	2720 & 2732
75598			75598	831			831	78552			78552	27203 & 27320
42111	4697		37414					42354	4697		37657	28
42111	4697		37414					42354	4697		37657	282
42111	4697		37414					42354	4697		37657	2821
42111	4697		37414					42354	4697		37657	28211
743463	22512		720951					819251	22512		796739	29
743463	22512		720951					819251	22512		796739	293
743463	22512		720951					819251	22512		796739	2930
743463	22512		720951					819251	22512		796739	29301
33			33					195			195	31
33			33					195			195	310
33			33					195			195	3100
33			33					195			195	31001

TABLE - 5.0 **INDUSTRIAL COST** **BALOCHISTAN**
2015-16
Value in '000' Rs

Industry Code	Industrial Major Groups and Industry	No. of establishments	Total industrial cost Col (5+6+7- 8)	Raw material purchased	Cost of fuel, electricity & water consumed	Payments made for repair, maintenance, contract & commission	Changes in inventories of input materials
1	2	3	4	5	6	7	8
C	**ALL INDUSTIRES**	**342**	**188562894**	**176198441**	**12510770**	**1834460**	**1980776**
10	FOOD PRODUCTS	147	30091801	28609205	1180975	268046	-33575
104	Vegetable & animal oils/ fats	3	637116	619723	17393		
1040	Vegetable & animal oils & fats	3	637116	619723	17393		
10401	Crude / refined vegetable oils	3	637116	619723	17393		
106	Grain mill products, starches etc	124	14052724	14191577	264436	23355	426644
1061	Grain mill products	124	14052724	14191577	264436	23355	426644
10611	Grain milling.	33	3789643	3790824	146432	562	148176
10612	Rice milling.	91	10263081	10400753	118005	22793	278469
107 & 108	Other food products Prepared animal feeds	20	15401961	13797905	899145	244691	-460220
1071 & 1073	Bakery products Chocolate & sugar confectionery	13	13329199	12144981	525923	161974	-496322
10711 & 10712	Bread & rolls Pastry, cakes, pies etc.	9	42950	32842	10020	353	265
10713 & 10732	Rusks, biscuits & bakery products Chocolate & sugar confectionery	4	13286249	12112139	515903	161621	-496586
1079 & 1080	Other food products n.e.c. Prepared animal feeds	7	2072762	1652924	373222	82717	36102
10798 & 10799 & 10802	Processing of salt Others n.e.c. Prepared feeds for farm animals	7	2072762	1652924	373222	82717	36102
11	BEVERAGES	3	403655	492372	13343	3500	105560
110	Beverages	3	403655	492372	13343	3500	105560
1101 & 1104	Distilling, rectifying/ blending of spirits Soft drinks, mineral waters etc	3	403655	492372	13343	3500	105560
11010 & 11043	Alcoholic beverages/ distilled spirits Soft drinks like lemonade, cola etc.	3	403655	492372	13343	3500	105560
13	TEXTILES	16	23961909	19044397	3457386	471137	-988988
131 & 139	Spinning, weaving, finishing of textile Other textiles	16	23961909	19044397	3457386	471137	-988988
1311	Spinning of textile fibres	7	19956637	15677337	3202760	470085	-606455
13112	Spinning of yarn or thread	7	19956637	15677337	3202760	470085	-606455
1312	Weaving of textiles	6	3541141	2979261	198416	195	-363269
13121	Broad woven fabrics	6	3541141	2979261	198416	195	-363269
1313 & 1399	Finishing of textiles Other textiles n.e.c.	3	464131	387800	56209	857	-19265
13131 & 13999	Bleaching & dyeing of fabrics Others n.e.c.	3	464131	387800	56209	857	-19265
16	WOOD AND WOOD PRODUCTS	3	45314	49772	9546	300	14304
162	Products of wood, cork, straw etc.	3	45314	49772	9546	300	14304
1621	Veneer sheets & wood-based panels	3	45314	49772	9546	300	14304
16212	Plywood/ veneer panel/ laminated sheets	3	45314	49772	9546	300	14304
17	PAPER AND PAPER PRODUCTS	5	1436431	1457816	19805	4359	45549
170	Paper & paper products	5	1436431	1457816	19805	4359	45549
1701 & 1702	Pulp, paper & paperboard Corrugated paper/ paperboard & containers	5	1436431	1457816	19805	4359	45549
17013 & 17022	Paper & paperboard Sacks, bags & similar articles of paper	5	1436431	1457816	19805	4359	45549
19	COKE AND REFINED PETROLEUM PRODUCTS	3	74147502	75295431	375577	180021	1703527
192	Refined petroleum products	3	74147502	75295431	375577	180021	1703527
1920	Refined petroleum products	3	74147502	75295431	375577	180021	1703527
19201 & 19203	Production of motor fuel/ kerosene etc. Oil-based lubricating oils or greases	3	74147502	75295431	375577	180021	1703527
20	CHEMICALS AND CHEMICAL PRODUCTS	8	1955034	1824570	110231	44442	24209
201	Basic chemicals, fertilizers etc.	4	1918183	1792066	98542	44442	16868
2011 & 2013	Basic chemicals Plastics & synthetic rubber	4	1918183	1792066	98542	44442	16868
20113 & 20115 & 20131	Manufacture of inorganic acids & bases Basic organic chemicals Plastics in primary forms	4	1918183	1792066	98542	44442	16868
202	Other chemical products	4	36851	32504	11688		7341
2023 & 2029	Soap, perfumes & toilet preparations Other chemical products n.e.c.	4	36851	32504	11688		7341
20232 & 20299	Soap Others n.e.c.	4	36851	32504	11688		7341

TABLE - 5.0 **INDUSTRIAL COST** **BALOCHISTAN 2015-16**

Value in '000' Rs

Industry Code	Industrial Major Groups and Industry	No. of establishments	Total industrial cost Col (5+6+7- 8)	Raw material purchased	Cost of fuel, electricity & water consumed	Payments made for repair, maintenance, contract & commission	Changes in inventories of input materials
1	2	3	4	5	6	7	8
21	BASIC PHARMACEUTICAL PRODUCTS	16	6927857	6280021	452301	226758	31224
210	Pharmaceuticals	16	6927857	6280021	452301	226758	31224
2100	Pharmaceuticals	16	6927857	6280021	452301	226758	31224
21001	Medicinal active substances	16	6927857	6280021	452301	226758	31224
22	RUBBER AND PLASTICS PRODUCTS	17	7059985	8217656	436864	33469	1628004
222	Plastics products	17	7059985	8217656	436864	33469	1628004
2220	Plastics products	17	7059985	8217656	436864	33469	1628004
22201	Plastic products for packing of goods	13	6275795	7528043	407389	19212	1678849
22209	Other diverse plastic products	4	784190	689613	29475	14257	-50845
23	OTHER NON-METALLIC MINERAL PRODUCTS	64	7783458	3419407	4225934	149981	11864
239	Non-metallic mineral products n.e.c.	64	7783458	3419407	4225934	149981	11864
2392 & 2394	Clay building materials Cement, lime & plaster	8	7335153	3132871	4070279	129660	-2344
23922 & 23941	Non-refractory clay building materials Clinkers & hydraulic cement	8	7335153	3132871	4070279	129660	-2344
2395	Articles of concrete, cement & plaster	12	180141	141224	44011	3992	9086
23951	Precast concrete, cement or stone	12	180141	141224	44011	3992	9086
2396	Cutting, shaping & finishing of stone	44	268164	145312	111644	16330	5123
23961	Cutting, shaping & finishing of stone	44	268164	145312	111644	16330	5123
24	BASIC METALS	30	13446842	11725984	1183897	140379	-396583
241	Basic iron & steel	30	13446842	11725984	1183897	140379	-396583
2410	Basic iron & steel	30	13446842	11725984	1183897	140379	-396583
24106	Hot/cold-rolled products of steel	28	11163612	9415018	1107265	136239	-505091
24108	Welded tubes & pipes of steel	2	2283230	2310966	76632	4140	108508
25	FABRICATED METAL PRODUCTS	6	1994440	1503345	217652	245	-273198
251	Structural metal products etc	2	1892683	1395895	214943	245	-281600
2511	Structural metal products	2	1892683	1395895	214943	245	-281600
25112 & 25119	Metal door, window, shutter, gates etc Others n.e.c.	2	1892683	1395895	214943	245	-281600
259	Other fabricated metal products	4	101757	107450	2709		8402
2599	Other fabricated metal products n.e.c.	4	101757	107450	2709		8402
25991 & 25997	Cans, drums, buckets, boxes, tins etc Various metal articles	4	101757	107450	2709		8402
27	ELECTRICAL EQUIPMENT	10	3800056	3664274	151331	52703	68252
272 & 273	Batteries & accumulators Wiring & wiring devices	10	3800056	3664274	151331	52703	68252
2720 & 2732	Batteries & accumulators Other electric wires & cables	10	3800056	3664274	151331	52703	68252
27203 & 27320	Lead acid/ lithium/ dry/ wet batteries Insulated wire & cable	10	3800056	3664274	151331	52703	68252
28	MACHINERY AND EQUIPMENT N.E.C.	3	1377337	991375	186855	128335	-70772
282	Special-purpose machinery	3	1377337	991375	186855	128335	-70772
2821	Agricultural & forestry machinery	3	1377337	991375	186855	128335	-70772
28211	Tractors	3	1377337	991375	186855	128335	-70772
29	MOTOR VEHICLES, TRAILERS AND SEMI	9	14127394	13621170	488302	130785	112863
293	Parts & accessories for motor vehicles	9	14127394	13621170	488302	130785	112863
2930	Parts & accessories for motor vehicles	9	14127394	13621170	488302	130785	112863
29301	Parts & accessories for motor vehicles	9	14127394	13621170	488302	130785	112863
31	FURNITURE	2	3877	1645	770		-1463
310	Furniture	2	3877	1645	770		-1463
3100	Furniture	2	3877	1645	770		-1463
31001	Furniture & fixtures.	2	3877	1645	770		-1463

TABLE - 6.0 **NON-INDUSTRIAL COST** **BALOCHISTAN**

2015-16

Value in '000' Rs

Industry Code	Industry Major Groups & Industries	No. of establishments	Total non-industrial costs (Col 5 to 13)	Payments for transport	Copyrights, royalties, etc.	Payments for postage, telephone, telegraph,, telex, fax, etc.	Printing and stationery costs	Legal and professional expenses	Payments made for advertisements	Travelling expenses	Other expenses
1	2	3	4	5	6	7	8	9	10	11	12
C	**ALL INDUSTIRES**	**342**	**14510935**	**4197282**	**887509**	**153085**	**101795**	**357649**	**2011459**	**937221**	**5864935**
10	FOOD PRODUCTS	147	3590496	978547	233453	53546	21351	69519	1711054	186179	336848
104	Vegetable & animal oils/ fats	3	1895		97	65	95	459			1180
1040	Vegetable & animal oils & fats	3	1895		97	65	95	459			1180
10401	Crude / refined vegetable oils	3	1895		97	65	95	459			1180
106	Grain mill products, starches etc	124	156810	38065	95	4087	2942	2641	79	11000	97902
1061	Grain mill products	124	156810	38065	95	4087	2942	2641	79	11000	97902
10611	Grain milling.	33	60961	14039	95	1860	1573	2559	57	2977	37802
10612	Rice milling.	91	95849	24026		2227	1369	82	22	8023	60100
107 & 108	Other food products Prepared animal feeds	20	3431791	940482	233261	49394	18314	66419	1710975	175180	237766
1071 & 1073	Bakery products Chocolate & sugar confectionery	13	3066754	682030	226487	46456	14160	59651	1708660	124827	204484
10711 & 10712	Bread & rolls Pastry, cakes, pies etc.	9	3873	1320	5	24	10	4			2510
10713 & 10732	Rusks, biscuits & bakery products Chocolate & sugar confectionery	4	3062881	680710	226482	46432	14150	59647	1708660	124827	201974
1079 & 1080	Other food products n.e.c. Prepared animal feeds	7	365037	258453	6774	2938	4154	6767	2316	50353	33282
10798 & 10799 & 10802	Processing of salt Others n.e.c. Prepared feeds for farm animals	7	365037	258453	6774	2938	4154	6767	2316	50353	33282
11	BEVERAGES	3	66867	11791		374	495	6319	27889	5436	14563
110	Beverages	3	66867	11791		374	495	6319	27889	5436	14563
1101 & 1104	Distilling, rectifying/ blending of spirits Soft drinks, mineral waters etc	3	66867	11791		374	495	6319	27889	5436	14563
11010 & 11043	Alcoholic beverages/ distilled spirits Soft drinks like lemonade, cola etc.	3	66867	11791		374	495	6319	27889	5436	14563
13	TEXTILES	16	727576	358635		9846	4697	22272	3467	17641	311017
131 & 139	Spinning, weaving, finishing of textile Other textiles	16	727576	358635		9846	4697	22272	3467	17641	311017
1311	Spinning of textile fibres	7	652173	336120		8996	3801	18450	2297	15584	266924
13112	Spinning of yarn or thread	7	652173	336120		8996	3801	18450	2297	15584	266924
1312	Weaving of textiles	6	26678	9348		270	754		62		16244
13121	Broad woven fabrics	6	26678	9348		270	754		62		16244
1313 & 1399	Finishing of textiles Other textiles n.e.c.	3	48725	13167		581	142	3822	1108	2056	27848
13131 & 13999	Bleaching & dyeing of fabrics Others n.e.c.	3	48725	13167		581	142	3822	1108	2056	27848
16	WOOD AND WOOD PRODUCTS	3	2339	1635		257	99	177			170
162	Products of wood, cork, straw etc.	3	2339	1635		257	99	177			170
1621	Veneer sheets & wood-based panels	3	2339	1635		257	99	177			170
16212	Plywood/ veneer panel/ laminated sheets	3	2339	1635		257	99	177			170
17	PAPER AND PAPER PRODUCTS	5	37103	18265		1670	323	1218	1333	9991	4304
170	Paper & paper products	5	37103	18265		1670	323	1218	1333	9991	4304
1701 & 1702	Pulp, paper & paperboard Corrugated paper/ paperboard & containers	5	37103	18265		1670	323	1218	1333	9991	4304
17013 & 17022	Paper & paperboard Sacks, bags & similar articles of paper	5	37103	18265		1670	323	1218	1333	9991	4304
19	COKE AND REFINED PETROLEUM PRODUCTS	3	2902852	2033584		9403	11849	42371	83074	50910	671662
192	Refined petroleum products	3	2902852	2033584		9403	11849	42371	83074	50910	671662
1920	Refined petroleum products	3	2902852	2033584		9403	11849	42371	83074	50910	671662
19201 & 19203	Production of motor fuel/ kerosene etc. Oil-based lubricating oils or greases	3	2902852	2033584		9403	11849	42371	83074	50910	671662
20	CHEMICALS AND CHEMICAL PRODUCTS	8	158916	82209		3320	1457	15259	703	9162	46806
201	Basic chemicals, fertilizers etc.	4	158817	82209		3270	1434	15239	703	9156	46806
2011 & 2013	Basic chemicals Plastics & synthetic rubber	4	158817	82209		3270	1434	15239	703	9156	46806
20113 & 20115 & 20131	Manufacture of inorganic acids & bases Basic organic chemicals Plastics in primary forms	4	158817	82209		3270	1434	15239	703	9156	46806
202	Other chemical products	4	99			50	23	20		6	
2023 & 2029	Soap, perfumes & toilet preparations Other chemical products n.e.c.	4	99			50	23	20		6	
20232 & 20299	Soap Others n.e.c.	4	99			50	23	20		6	

TABLE - 6.0 **NON-INDUSTRIAL COST** **BALOCHISTAN**

2015-16

Value in '000' Rs

Industry Code	Industry Major Groups & Industries	No. of establishments	Total non-industrial costs (Col 5 to 13)	Payments for transport	Copyrights, royalties, etc.	Payments for postage, telephone, telegraph,, telex, fax, etc.	Printing and stationery costs	Legal and professional expenses	Payments made for advertisements	Travelling expenses	Other expenses
1	2	3	4	5	6	7	8	9	10	11	12
21	BASIC PHARMACEUTICAL PRODUCTS	16	2798805	56623	347604	29156	17620	50602	90400	405460	1801340
210	Pharmaceuticals	16	2798805	56623	347604	29156	17620	50602	90400	405460	1801340
2100	Pharmaceuticals	16	2798805	56623	347604	29156	17620	50602	90400	405460	1801340
21001	Medicinal active substances	16	2798805	56623	347604	29156	17620	50602	90400	405460	1801340
22	RUBBER AND PLASTICS PRODUCTS	17	303415	165435		4385	3992	13753	214	20212	95424
222	Plastics products	17	303415	165435		4385	3992	13753	214	20212	95424
2220	Plastics products	17	303415	165435		4385	3992	13753	214	20212	95424
22201	Plastic products for packing of goods	13	299887	163972		4385	3979	13753	214	20212	93371
22209	Other diverse plastic products	4	3527	1462			13				2052
23	OTHER NON-METALLIC MINERAL PRODUCTS	64	1199883	211044		3757	16877	21490	15659	15192	915865
239	Non-metallic mineral products n.e.c.	64	1199883	211044		3757	16877	21490	15659	15192	915865
2392 & 2394	Clay building materials Cement, lime & plaster	8	1171023	196002		47	13874	21439	15650	14505	909505
23922 & 23941	Non-refractory clay building materials Clinkers & hydraulic cement	8	1171023	196002		47	13874	21439	15650	14505	909505
2395	Articles of concrete, cement & plaster	12	20059	13457		654	467	42		299	5140
23951	Precast concrete, cement or stone	12	20059	13457		654	467	42		299	5140
2396	Cutting, shaping & finishing of stone	44	8801	1585		3055	2536	9	9	387	1220
23961	Cutting, shaping & finishing of stone	44	8801	1585		3055	2536	9	9	387	1220
24	BASIC METALS	30	127234	42697		9066	6062	1831	1099	1876	64602
241	Basic iron & steel	30	127234	42697		9066	6062	1831	1099	1876	64602
2410	Basic iron & steel	30	127234	42697		9066	6062	1831	1099	1876	64602
24106	Hot/cold-rolled products of steel	28	66678	41826		5839	6051	1456	332	1444	9729
24108	Welded tubes & pipes of steel	2	60556	871		3227	11	375	767	432	54873
25	FABRICATED METAL PRODUCTS	6	8085	189		374	526	521	86	1256	5133
251	Structural metal products etc	2	4516	189			121	320	86	918	2882
2511	Structural metal products	2	4516	189			121	320	86	918	2882
25112 & 25119	Metal door, window, shutter, gates etc Others n.e.c.	2	4516	189			121	320	86	918	2882
259	Other fabricated metal products	4	3569			374	405	201		338	2251
2599	Other fabricated metal products n.e.c.	4	3569			374	405	201		338	2251
25991 & 25997	Cans, drums, buckets, boxes, tins etc Various metal articles	4	3569			374	405	201		338	2251
27	ELECTRICAL EQUIPMENT	10	315300	46982	8922	5441	2793	3495	4057	18501	225107
272 & 273	Batteries & accumulators Wiring & wiring devices	10	315300	46982	8922	5441	2793	3495	4057	18501	225107
2720 & 2732	Batteries & accumulators Other electric wires & cables	10	315300	46982	8922	5441	2793	3495	4057	18501	225107
27203 & 27320	Lead acid/ lithium/ dry/ wet batteries Insulated wire & cable	10	315300	46982	8922	5441	2793	3495	4057	18501	225107
28	MACHINERY AND EQUIPMENT N.E.C.	3	92014	35417		1839	1055	9923	1442	33347	8991
282	Special-purpose machinery	3	92014	35417		1839	1055	9923	1442	33347	8991
2821	Agricultural & forestry machinery	3	92014	35417		1839	1055	9923	1442	33347	8991
28211	Tractors	3	92014	35417		1839	1055	9923	1442	33347	8991
29	MOTOR VEHICLES, TRAILERS AND SEMI	9	2180049	154227	297530	20652	12597	98900	70981	162058	1363104
293	Parts & accessories for motor vehicles	9	2180049	154227	297530	20652	12597	98900	70981	162058	1363104
2930	Parts & accessories for motor vehicles	9	2180049	154227	297530	20652	12597	98900	70981	162058	1363104
29301	Parts & accessories for motor vehicles	9	2180049	154227	297530	20652	12597	98900	70981	162058	1363104
31	FURNITURE	2	2				2				
310	Furniture	2	2				2				
3100	Furniture	2	2				2				
31001	Furniture & fixtures.	2	2				2				

TABLE - 7.0 **VALUE OF PRODUCTION** **BALOCHISTAN**

2015-16

Value in '000' Rs

Industry Code	Industry Major Groups & Industries	No. of establishments	Total production at basic prices (Col 5 + 10 +11+12+13)	Main Production Activities					Trade margin	Receipts from other activities	Subsidy	Production Taxes
				Total	Value of sales from finished/semi-finished products from own production	Value of fixed assets produced for own use	Value of sale of electricity generated	Changes in work in progress				
1	2	3	4	5	6	7	8	9	10	11	12	13
C	**ALL INDUSTIRES**	**342**	**266233657**	**248773734**	**248406185**	**1286830**	**26734**	**-946015**	**3898397**	**2429275**	**123466**	**11008786**
10	FOOD PRODUCTS	147	42891307	42556154	42469010	40126	1058	45960	14368	182980	123466	14340
104	Vegetable & animal oils/ fats	3	663968	663968	663968							
1040	Vegetable & animal oils & fats	3	663968	663968	663968							
10401	Crude / refined vegetable oils	3	663968	663968	663968							
106	Grain mill products, starches etc	124	17456861	17308999	17253908			55091	14368	2794	123466	7235
1061	Grain mill products	124	17456861	17308999	17253908			55091	14368	2794	123466	7235
10611	Grain milling.	33	5053168	5048945	4993854			55091	190	2470		1563
10612	Rice milling.	91	12403693	12260054	12260054				14178	325	123466	5671
107 &	Other food products											
108	Prepared animal feeds	20	24770478	24583188	24551134	40126	1058	-9131		180185		7105
1071 &	Bakery products											
1073	Chocolate & sugar confectionery	13	21375665	21190474	21194171		1058	-4755		179084		6107
10711 &	Bread & rolls											
10712	Pastry, cakes, pies etc.	9	71700	71204	70145		1058			423		73
10713 &	Rusks, biscuits & bakery products											
10732	Chocolate & sugar confectionery	4	21303965	21119271	21124025			-4755		178661		6034
1079 &	Other food products n.e.c.											
1080	Prepared animal feeds	7	3394813	3392714	3356963	40126		-4376		1101		998
10798 &	Processing of salt											
10799 &	Others n.e.c.											
10802	Prepared feeds for farm animals	7	3394813	3392714	3356963	40126		-4376		1101		998
11	BEVERAGES	3	671052	664658	664658					6394		
110	Beverages	3	671052	664658	664658					6394		
1101 &	Distilling, rectifying/ blending of spirits											
1104	Soft drinks, mineral waters etc	3	671052	664658	664658					6394		
11010 &	Alcoholic beverages/ distilled spirits											
11043	Soft drinks like lemonade, cola etc.	3	671052	664658	664658					6394		
13	TEXTILES	16	30645322	29885826	30487389			-601562		756531		2965
131 &	Spinning, weaving, finishing of textile											
139	Other textiles	16	30645322	29885826	30487389			-601562		756531		2965
1311	Spinning of textile fibres	7	25152169	24397741	25003420			-605679		751682		2747
13112	Spinning of yarn or thread	7	25152169	24397741	25003420			-605679		751682		2747
1312	Weaving of textiles	6	4845141	4845009	4840184			4825				132
13121	Broad woven fabrics	6	4845141	4845009	4840184			4825				132
1313 &	Finishing of textiles											
1399	Other textiles n.e.c.	3	648012	643077	643785			-709		4849		86
13131 &	Bleaching & dyeing of fabrics											
13999	Others n.e.c.	3	648012	643077	643785			-709		4849		86
16	WOOD AND WOOD PRODUCTS	3	64178	64055	64055							123
162	Products of wood, cork, straw etc.	3	64178	64055	64055							123
1621	Veneer sheets & wood-based panels	3	64178	64055	64055							123
16212	Plywood/ veneer panel/ laminated sheets	3	64178	64055	64055							123
17	PAPER AND PAPER PRODUCTS	5	2050309	2022566	2022566				23357	4119		268
170	Paper & paper products	5	2050309	2022566	2022566				23357	4119		268
1701 &	Pulp, paper & paperboard											
1702	Corrugated paper/ paperboard & containers	5	2050309	2022566	2022566				23357	4119		268
17013 &	Paper & paperboard											
17022	Sacks, bags & similar articles of paper	5	2050309	2022566	2022566				23357	4119		268
19	COKE AND REFINED PETROLEUM PRODUCTS	3	93552372	82283016	82283016				5135	821984		10442236
192	Refined petroleum products	3	93552372	82283016	82283016				5135	821984		10442236
1920	Refined petroleum products	3	93552372	82283016	82283016				5135	821984		10442236
19201 &	Production of motor fuel/ kerosene etc.											
19203	Oil-based lubricating oils or greases	3	93552372	82283016	82283016				5135	821984		10442236
20	CHEMICALS AND CHEMICAL PRODUCTS	8	3668360	3631671	3631671					2792		33897
201	Basic chemicals, fertilizers etc.	4	3607038	3570359	3570359					2792		33887
2011 &	Basic chemicals											
2013	Plastics & synthetic rubber	4	3607038	3570359	3570359					2792		33887
20113 &	Manufacture of inorganic acids & bases											
20115 &	Basic organic chemicals											
20131	Plastics in primary forms	4	3607038	3570359	3570359					2792		33887
202	Other chemical products	4	61322	61312	61312							10
2023 &	Soap, perfumes & toilet preparations											
2029	Other chemical products n.e.c.	4	61322	61312	61312							10
20232 &	Soap											
20299	Others n.e.c.	4	61322	61312	61312							10

TABLE - 7.0 **VALUE OF PRODUCTION** **BALOCHISTAN**

2015-16

Value in '000' Rs

Industry Code	Industry Major Groups & Industries	No. of establishments	Total production at basic prices (Col 5 + 10 +11+12+13)	Main Production Activities					Trade margin	Receipts from other activities	Subsidy	Production Taxes
				Total	Value of sales from finished/semi-finished products from own production	Value of fixed assets produced for own use	Value of sale of electricity generated	Changes in work in progress				
1	2	3	4	5	6	7	8	9	10	11	12	13
21	BASIC PHARMACEUTICAL PRODUCTS	16	14714581	10785924	10810774			-24850	3844125	82914		1619
210	Pharmaceuticals	16	14714581	10785924	10810774			-24850	3844125	82914		1619
2100	Pharmaceuticals	16	14714581	10785924	10810774			-24850	3844125	82914		1619
21001	Medicinal active substances	16	14714581	10785924	10810774			-24850	3844125	82914		1619
22	RUBBER AND PLASTICS PRODUCTS	17	9550773	9535421	9578937			-43517		8774		6578
222	Plastics products	17	9550773	9535421	9578937			-43517		8774		6578
2220	Plastics products	17	9550773	9535421	9578937			-43517		8774		6578
22201	Plastic products for packing of goods	13	8642915	8627563	8671079			-43517		8774		6578
22209	Other diverse plastic products	4	907858	907858	907858							
23	OTHER NON-METALLIC MINERAL PRODUCTS	64	17724834	17199672	17351012			-151340	11412	513138		612
239	Non-metallic mineral products n.e.c.	64	17724834	17199672	17351012			-151340	11412	513138		612
2392 &	Clay building materials											
2394	Cement, lime & plaster	8	15565940	15246272	15397041			-150769		319609		59
23922 &	Non-refractory clay building materials											
23941	Clinkers & hydraulic cement	8	15565940	15246272	15397041			-150769		319609		59
2395	Articles of concrete, cement & plaster	12	542401	468924	463777			5147		73381		95
23951	Precast concrete, cement or stone	12	542401	468924	463777			5147		73381		95
2396	Cutting, shaping & finishing of stone	44	1616493	1484475	1490194			-5719	11412	120148		458
23961	Cutting, shaping & finishing of stone	44	1616493	1484475	1490194			-5719	11412	120148		458
24	BASIC METALS	30	18191599	18166520	18108491	28310	25676	4043		11062		14018
241	Basic iron & steel	30	18191599	18166520	18108491	28310	25676	4043		11062		14018
2410	Basic iron & steel	30	18191599	18166520	18108491	28310	25676	4043		11062		14018
24106	Hot/cold-rolled products of steel	28	15700484	15675408	15618266	28310	25676	3156		11062		14015
24108	Welded tubes & pipes of steel	2	2491115	2491112	2490225			887				3
25	FABRICATED METAL PRODUCTS	6	2220120	2210837	2210547	70		220		9235		48
251	Structural metal products etc	2	2027756	2018521	2018231	70		220		9235		
2511	Structural metal products	2	2027756	2018521	2018231	70		220		9235		
25112 &	Metal door, window, shutter, gates etc											
25119	Others n.e.c.	2	2027756	2018521	2018231	70		220		9235		
259	Other fabricated metal products	4	192364	192316	192316							48
2599	Other fabricated metal products n.e.c.	4	192364	192316	192316							48
25991 &	Cans, drums, buckets, boxes, tins etc											
25997	Various metal articles	4	192364	192316	192316							48
27	ELECTRICAL EQUIPMENT	10	5130597	5130386	5278799			-148413		189		22
272 &	Batteries & accumulators											
273	Wiring & wiring devices	10	5130597	5130386	5278799			-148413		189		22
2720 &	Batteries & accumulators											
2732	Other electric wires & cables	10	5130597	5130386	5278799			-148413		189		22
27203 &	Lead acid/ lithium/ dry/ wet batteries											
27320	Insulated wire & cable	10	5130597	5130386	5278799			-148413		189		22
28	MACHINERY AND EQUIPMENT N.E.C.	3	2011389	2004873	2021435			-16561		6506		10
282	Special-purpose machinery	3	2011389	2004873	2021435			-16561		6506		10
2821	Agricultural & forestry machinery	3	2011389	2004873	2021435			-16561		6506		10
28211	Tractors	3	2011389	2004873	2021435			-16561		6506		10
29	MOTOR VEHICLES, TRAILERS AND SEMI	9	23141177	22626468	21418138	1218324		-9995		22658		492051
293	Parts & accessories for motor vehicles	9	23141177	22626468	21418138	1218324		-9995		22658		492051
2930	Parts & accessories for motor vehicles	9	23141177	22626468	21418138	1218324		-9995		22658		492051
29301	Parts & accessories for motor vehicles	9	23141177	22626468	21418138	1218324		-9995		22658		492051
31	FURNITURE	2	5688	5688	5688							
310	Furniture	2	5688	5688	5688							
3100	Furniture	2	5688	5688	5688							
31001	Furniture & fixtures.	2	5688	5688	5688							

TABLE - 8.0 **TRADE MARGIN** **BALOCHISTAN**

2015-16

Value in '000' Rs

Industry Code	Industry Major Groups & Industries	No. of establishments	Trade margin at producer prices (Col 5 - 6 + 7)	Value of sale of goods purchased for resale at producer prices	Cost of goods purchased for resale	Changes in stocks of goods expressly purchased for resale
1	2	3	4	5	6	7
C	**ALL INDUSTIRES**	**342**	**3898397**	**4453956**	**668328**	**112768**
10	FOOD PRODUCTS	147	14368	108981	95154	541
104	Vegetable & animal oils/ fats	3				
1040	Vegetable & animal oils & fats	3				
10401	Crude / refined vegetable oils	3				
106	Grain mill products, starches etc	124	14368	13827		541
1061	Grain mill products	124	14368	13827		541
10611	Grain milling.	33	190	190		
10612	Rice milling.	91	14178	13637		541
107 & 108	Other food products Prepared animal feeds	20		95154	95154	
1071 & 1073	Bakery products Chocolate & sugar confectionery	13		95154	95154	
10711 & 10712	Bread & rolls Pastry, cakes, pies etc.	9				
10713 & 10732	Rusks, biscuits & bakery products Chocolate & sugar confectionery	4		95154	95154	
1079 & 1080	Other food products n.e.c. Prepared animal feeds	7				
10798 & 10799 & 10802	Processing of salt Others n.e.c. Prepared feeds for farm animals	7				
11	BEVERAGES	3				
110	Beverages	3				
1101 & 1104	Distilling, rectifying/ blending of spirits Soft drinks, mineral waters etc	3				
11010 & 11043	Alcoholic beverages/ distilled spirits Soft drinks like lemonade, cola etc.	3				
13	TEXTILES	16				
131 & 139	Spinning, weaving, finishing of textile Other textiles	16				
1311	Spinning of textile fibres	7				
13112	Spinning of yarn or thread	7				
1312	Weaving of textiles	6				
13121	Broad woven fabrics	6				
1313 & 1399	Finishing of textiles Other textiles n.e.c.	3				
13131 & 13999	Bleaching & dyeing of fabrics Others n.e.c.	3				
16	WOOD AND WOOD PRODUCTS	3				
162	Products of wood, cork, straw etc.	3				
1621	Veneer sheets & wood-based panels	3				
16212	Plywood/ veneer panel/ laminated sheets	3				
17	PAPER AND PAPER PRODUCTS	5	23357	23357		
170	Paper & paper products	5	23357	23357		
1701 & 1702	Pulp, paper & paperboard Corrugated paper/ paperboard & containers	5	23357	23357		
17013 & 17022	Paper & paperboard Sacks, bags & similar articles of paper	5	23357	23357		
19	COKE AND REFINED PETROLEUM PRODUCTS	3	5135			5135
192	Refined petroleum products	3	5135			5135
1920	Refined petroleum products	3	5135			5135
19201 & 19203	Production of motor fuel/ kerosene etc. Oil-based lubricating oils or greases	3	5135			5135
20	CHEMICALS AND CHEMICAL PRODUCTS	8				
201	Basic chemicals, fertilizers etc.	4				
2011 & 2013	Basic chemicals Plastics & synthetic rubber	4				
20113 & 20115 & 20131	Manufacture of inorganic acids & bases Basic organic chemicals Plastics in primary forms	4				
202	Other chemical products	4				
2023 & 2029	Soap, perfumes & toilet preparations Other chemical products n.e.c.	4				
20232 & 20299	Soap Others n.e.c.	4				

TABLE - 8.0 **TRADE MARGIN** **BALOCHISTAN**

2015-16

Value in '000' Rs

Industry Code	Industry Major Groups & Industries	No. of establishments	Trade margin at producer prices (Col 5 - 6 + 7)	Value of sale of goods purchased for resale at producer prices	Cost of goods purchased for resale	Changes in stocks of goods expressly purchased for resale
1	2	3	4	5	6	7
21	BASIC PHARMACEUTICAL PRODUCTS	16	3844125	4310207	573174	107092
210	Pharmaceuticals	16	3844125	4310207	573174	107092
2100	Pharmaceuticals	16	3844125	4310207	573174	107092
21001	Medicinal active substances	16	3844125	4310207	573174	107092
22	RUBBER AND PLASTICS PRODUCTS	17				
222	Plastics products	17				
2220	Plastics products	17				
22201	Plastic products for packing of goods	13				
22209	Other diverse plastic products	4				
23	OTHER NON-METALLIC MINERAL PRODUCTS	64	11412	11412		
239	Non-metallic mineral products n.e.c.	64	11412	11412		
2392 & 2394	Clay building materials Cement, lime & plaster	8				
23922 & 23941	Non-refractory clay building materials Clinkers & hydraulic cement	8				
2395	Articles of concrete, cement & plaster	12				
23951	Precast concrete, cement or stone	12				
2396	Cutting, shaping & finishing of stone	44	11412	11412		
23961	Cutting, shaping & finishing of stone	44	11412	11412		
24	BASIC METALS	30				
241	Basic iron & steel	30				
2410	Basic iron & steel	30				
24106	Hot/cold-rolled products of steel	28				
24108	Welded tubes & pipes of steel	2				
25	FABRICATED METAL PRODUCTS	6				
251	Structural metal products etc	2				
2511	Structural metal products	2				
25112 & 25119	Metal door, window, shutter, gates etc Others n.e.c.	2				
259	Other fabricated metal products	4				
2599	Other fabricated metal products n.e.c.	4				
25991 & 25997	Cans, drums, buckets, boxes, tins etc Various metal articles	4				
27	ELECTRICAL EQUIPMENT	10				
272 & 273	Batteries & accumulators Wiring & wiring devices	10				
2720 & 2732	Batteries & accumulators Other electric wires & cables	10				
27203 & 27320	Lead acid/ lithium/ dry/ wet batteries Insulated wire & cable	10				
28	MACHINERY AND EQUIPMENT N.E.C.	3				
282	Special-purpose machinery	3				
2821	Agricultural & forestry machinery	3				
28211	Tractors	3				
29	MOTOR VEHICLES, TRAILERS AND SEMI	9				
293	Parts & accessories for motor vehicles	9				
2930	Parts & accessories for motor vehicles	9				
29301	Parts & accessories for motor vehicles	9				
31	FURNITURE	2				
310	Furniture	2				
3100	Furniture	2				
31001	Furniture & fixtures.	2				

TABLE - 9.0 **RECEIPTS FROM OTHER ACTIVITIES** **BALOCHISTAN**
2015-16
Value in '000' Rs

Industry Code	Industry Major Groups & Industries	No. of establishments	Receipts from other non-Industrial Activities		
			Total Non-Industrial Receipts	Receipts from transport services	Receipts from rental, lease of buildings, equipments and warehouses and storage, cold storage, godown etc
1	2	3	4	5	6
C	**ALL INDUSTIRES**	**342**	**98160**	**6701**	**91459**
10	FOOD PRODUCTS	147	423	423	
104	Vegetable & animal oils/ fats	3			
1040	Vegetable & animal oils & fats	3			
10401	Crude / refined vegetable oils	3			
106	Grain mill products, starches etc	124			
1061	Grain mill products	124			
10611	Grain milling.	33			
10612	Rice milling.	91			
107 & 108	Other food products Prepared animal feeds	20	423	423	
1071 & 1073	Bakery products Chocolate & sugar confectionery	13	423	423	
10711 & 10712	Bread & rolls Pastry, cakes, pies etc.	9	423	423	
10713 & 10732	Rusks, biscuits & bakery products Chocolate & sugar confectionery	4			
1079 & 1080	Other food products n.e.c. Prepared animal feeds	7			
10798 & 10799 & 10802	Processing of salt Others n.e.c. Prepared feeds for farm animals	7			
11	BEVERAGES	3			
110	Beverages	3			
1101 & 1104	Distilling, rectifying/ blending of spirits Soft drinks, mineral waters etc	3			
11010 & 11043	Alcoholic beverages/ distilled spirits Soft drinks like lemonade, cola etc.	3			
13	TEXTILES	16	555		555
131 & 139	Spinning, weaving, finishing of textile Other textiles	16	555		555
1311	Spinning of textile fibres	7	555		555
13112	Spinning of yarn or thread	7	555		555
1312	Weaving of textiles	6			
13121	Broad woven fabrics	6			
1313 & 1399	Finishing of textiles Other textiles n.e.c.	3			
13131 & 13999	Bleaching & dyeing of fabrics Others n.e.c.	3			
16	WOOD AND WOOD PRODUCTS	3			
162	Products of wood, cork, straw etc.	3			
1621	Veneer sheets & wood-based panels	3			
16212	Plywood/ veneer panel/ laminated sheets	3			
17	PAPER AND PAPER PRODUCTS	5	1553		1553
170	Paper & paper products	5	1553		1553
1701 & 1702	Pulp, paper & paperboard Corrugated paper/ paperboard & containers	5	1553		1553
17013 & 17022	Paper & paperboard Sacks, bags & similar articles of paper	5	1553		1553
19	COKE AND REFINED PETROLEUM PRODUCTS	3	84120		84120
192	Refined petroleum products	3	84120		84120
1920	Refined petroleum products	3	84120		84120
19201 & 19203	Production of motor fuel/ kerosene etc. Oil-based lubricating oils or greases	3	84120		84120
20	CHEMICALS AND CHEMICAL PRODUCTS	8			
201	Basic chemicals, fertilizers etc.	4			
2011 & 2013	Basic chemicals Plastics & synthetic rubber	4			
20113 & 20115 & 20131	Manufacture of inorganic acids & bases Basic organic chemicals Plastics in primary forms	4			
202	Other chemical products	4			
2023 & 2029	Soap, perfumes & toilet preparations Other chemical products n.e.c.	4			
20232 & 20299	Soap Others n.e.c.	4			

TABLE - 9.0 **RECEIPTS FROM OTHER ACTIVITIES** **BALOCHISTAN**

2015-16

Value in '000' Rs

Receipts from other industrial activities					Total receipts from other activities	Industry Code
Receipts from repair, maintenance contract, commission & other work done	Receipts from Industrial waste(Scrap & reuse etc)	Receipts from agency commission etc	Other receipts from output	Total		
7	8	9	10	11	12	1
204907	**231678**	**8100**	**1886430**	**2331115**	**2429275**	**C**
1330	143986		37241	182556	182980	10
						104
						1040
						10401
1330	1464			2794	2794	106
1330	1464			2794	2794	1061
1330	1140			2470	2470	10611
	325			325	325	10612
	142521					107 &
			37241	179762	180185	108
	142035					1071 &
			36625	178661	179084	1073
						10711 &
					423	10712
	142035					10713 &
			36625	178661	178661	10732
	486					1079 &
			615	1101	1101	1080
						10798 &
	486					10799 &
			615	1101	1101	10802
			6394	6394	6394	11
			6394	6394	6394	110
						1101 &
			6394	6394	6394	1104
						11010 &
			6394	6394	6394	11043
	14598		741378	755976	756531	13
	14598					131 &
			741378	755976	756531	139
	13940		737187	751127	751682	1311
	13940		737187	751127	751682	13112
						1312
						13121
	658					1313 &
			4191	4849	4849	1399
	658					13131 &
			4191	4849	4849	13999
						16
						162
						1621
						16212
2566				2566	4119	17
2566				2566	4119	170
						1701 &
2566				2566	4119	1702
						17013 &
2566				2566	4119	17022
15787	2121	8100	711857	737864	821984	19
15787	2121	8100	711857	737864	821984	192
15787	2121	8100	711857	737864	821984	1920
						19201 &
15787	2121	8100	711857	737864	821984	19203
	283		2509	2792	2792	20
	283		2509	2792	2792	201
						2011 &
	283		2509	2792	2792	2013
						20113 &
	283					20115 &
			2509	2792	2792	20131
						202
						2023 &
						2029
						20232 &
						20299

TABLE - 9.0 **RECEIPTS FROM OTHER ACTIVITIES** **BALOCHISTAN**

2015-16

Value in '000' Rs

Industry Code	Industry Major Groups & Industries	No. of establishments	Receipts from other non-Industrial Activities		
			Total Non-Industrial Receipts	Receipts from transport services	Receipts from rental, lease of buildings, equipments and warehouses and storage, cold storage, godown etc
1	2	3	4	5	6
21	BASIC PHARMACEUTICAL PRODUCTS	16			
210	Pharmaceuticals	16			
2100	Pharmaceuticals	16			
21001	Medicinal active substances	16			
22	RUBBER AND PLASTICS PRODUCTS	17	6278	6278	
222	Plastics products	17	6278	6278	
2220	Plastics products	17	6278	6278	
22201	Plastic products for packing of goods	13	6278	6278	
22209	Other diverse plastic products	4			
23	OTHER NON-METALLIC MINERAL PRODUCTS	64			
239	Non-metallic mineral products n.e.c.	64			
2392 & 2394	Clay building materials Cement, lime & plaster	8			
23922 & 23941	Non-refractory clay building materials Clinkers & hydraulic cement	8			
2395	Articles of concrete, cement & plaster	12			
23951	Precast concrete, cement or stone	12			
2396	Cutting, shaping & finishing of stone	44			
23961	Cutting, shaping & finishing of stone	44			
24	BASIC METALS	30			
241	Basic iron & steel	30			
2410	Basic iron & steel	30			
24106	Hot/cold-rolled products of steel	28			
24108	Welded tubes & pipes of steel	2			
25	FABRICATED METAL PRODUCTS	6			
251	Structural metal products etc	2			
2511	Structural metal products	2			
25112 & 25119	Metal door, window, shutter, gates etc Others n.e.c.	2			
259	Other fabricated metal products	4			
2599	Other fabricated metal products n.e.c.	4			
25991 & 25997	Cans, drums, buckets, boxes, tins etc Various metal articles	4			
27	ELECTRICAL EQUIPMENT	10			
272 & 273	Batteries & accumulators Wiring & wiring devices	10			
2720 & 2732	Batteries & accumulators Other electric wires & cables	10			
27203 & 27320	Lead acid/ lithium/ dry/ wet batteries Insulated wire & cable	10			
28	MACHINERY AND EQUIPMENT N.E.C.	3			
282	Special-purpose machinery	3			
2821	Agricultural & forestry machinery	3			
28211	Tractors	3			
29	MOTOR VEHICLES, TRAILERS AND SEMI	9	5231		5231
293	Parts & accessories for motor vehicles	9	5231		5231
2930	Parts & accessories for motor vehicles	9	5231		5231
29301	Parts & accessories for motor vehicles	9	5231		5231
31	FURNITURE	2			
310	Furniture	2			
3100	Furniture	2			
31001	Furniture & fixtures.	2			

TABLE - 9.0 **RECEIPTS FROM OTHER ACTIVITIES** **BALOCHISTAN**

2015-16

Value in '000' Rs

Receipts from other industrial activities					Total receipts from other activities	Industry Code
Receipts from repair, maintenance contract, commission & other work done	Receipts from Industrial waste(Scrap & reuse etc)	Receipts from agency commission etc	Other receipts from output	Total		
7	8	9	10	11	12	1
	18127		64787	82914	82914	21
	18127		64787	82914	82914	210
	18127		64787	82914	82914	2100
	18127		64787	82914	82914	21001
	1748		748	2496	8774	22
	1748		748	2496	8774	222
	1748		748	2496	8774	2220
	1748		748	2496	8774	22201
						22209
182380	24147		306612	513138	513138	23
182380	24147		306612	513138	513138	239
	12997		306612	319609	319609	2392 & 2394
	12997		306612	319609	319609	23922 & 23941
71653	1728			73381	73381	2395
71653	1728			73381	73381	23951
110726	9422			120148	120148	2396
110726	9422			120148	120148	23961
	11062			11062	11062	24
	11062			11062	11062	241
	11062			11062	11062	2410
	11062			11062	11062	24106
						24108
			9235	9235	9235	25
			9235	9235	9235	251
			9235	9235	9235	2511
			9235	9235	9235	25112 & 25119
						259
						2599
						25991 & 25997
	189			189	189	27
	189			189	189	272 & 273
	189			189	189	2720 & 2732
	189			189	189	27203 & 27320
2845	3661			6506	6506	28
2845	3661			6506	6506	282
2845	3661			6506	6506	2821
2845	3661			6506	6506	28211
	11758		5669	17426	22658	29
	11758		5669	17426	22658	293
	11758		5669	17426	22658	2930
	11758		5669	17426	22658	29301
						31
						310
						3100
						31001

TABLE - 10.0 **CENSUS VALUE ADDED** **BALOCHISTAN**
2015-16
Value in '000' Rs

Industry Code	Industry Major Groups & Industries	No. of establishments	Total production at basic prices	Total Industrial Cost	Census value added at basic prices	Import/Excise Duty/less subsidy
1	2	3	4	5	6	7
C	**ALL INDUSTIRES**	**342**	**266233657**	**188562894**	**77572603**	**3018750**
10	FOOD PRODUCTS	147	42891307	30091801	12799082	351291
104	Vegetable & animal oils/ fats	3	663968	637116	26852	
1040	Vegetable & animal oils & fats	3	663968	637116	26852	
10401	Crude / refined vegetable oils	3	663968	637116	26852	
106	Grain mill products, starches etc	124	17456861	14052724	3404137	-123466
1061	Grain mill products	124	17456861	14052724	3404137	-123466
10611	Grain milling.	33	5053168	3789643	1263525	
10612	Rice milling.	91	12403693	10263081	2140612	-123466
107 & 108	Other food products Prepared animal feeds	20	24770478	15401961	9368094	474757
1071 & 1073	Bakery products Chocolate & sugar confectionery	13	21375665	13329199	8046043	373174
10711 & 10712	Bread & rolls Pastry, cakes, pies etc.	9	71700	42950	28326	
10713 & 10732	Rusks, biscuits & bakery products Chocolate & sugar confectionery	4	21303965	13286249	8017716	373174
1079 & 1080	Other food products n.e.c. Prepared animal feeds	7	3394813	2072762	1322051	101583
10798 & 10799 & 10802	Processing of salt Others n.e.c. Prepared feeds for farm animals	7	3394813	2072762	1322051	101583
11	BEVERAGES	3	671052	403655	267397	586716
110	Beverages	3	671052	403655	267397	586716
1101 & 1104	Distilling, rectifying/ blending of spirits Soft drinks, mineral waters etc	3	671052	403655	267397	586716
11010 & 11043	Alcoholic beverages/ distilled spirits Soft drinks like lemonade, cola etc.	3	671052	403655	267397	586716
13	TEXTILES	16	30645322	23961909	6682858	182647
131 & 139	Spinning, weaving, finishing of textile Other textiles	16	30645322	23961909	6682858	182647
1311	Spinning of textile fibres	7	25152169	19956637	5194977	96550
13112	Spinning of yarn or thread	7	25152169	19956637	5194977	96550
1312	Weaving of textiles	6	4845141	3541141	1304000	2155
13121	Broad woven fabrics	6	4845141	3541141	1304000	2155
1313 & 1399	Finishing of textiles Other textiles n.e.c.	3	648012	464131	183881	83942
13131 & 13999	Bleaching & dyeing of fabrics Others n.e.c.	3	648012	464131	183881	83942
16	WOOD AND WOOD PRODUCTS	3	64178	45314	18863	3420
162	Products of wood, cork, straw etc.	3	64178	45314	18863	3420
1621	Veneer sheets & wood-based panels	3	64178	45314	18863	3420
16212	Plywood/ veneer panel/ laminated sheets	3	64178	45314	18863	3420
17	PAPER AND PAPER PRODUCTS	5	2050309	1436431	612326	179019
170	Paper & paper products	5	2050309	1436431	612326	179019
1701 & 1702	Pulp, paper & paperboard Corrugated paper/ paperboard & containers	5	2050309	1436431	612326	179019
17013 & 17022	Paper & paperboard Sacks, bags & similar articles of paper	5	2050309	1436431	612326	179019
19	COKE AND REFINED PETROLEUM PRODUCTS	3	93552372	74147502	19320750	54272
192	Refined petroleum products	3	93552372	74147502	19320750	54272
1920	Refined petroleum products	3	93552372	74147502	19320750	54272
19201 & 19203	Production of motor fuel/ kerosene etc. Oil-based lubricating oils or greases	3	93552372	74147502	19320750	54272
20	CHEMICALS AND CHEMICAL PRODUCTS	8	3668360	1955034	1713325	62804
201	Basic chemicals, fertilizers etc.	4	3607038	1918183	1688855	62784
2011 & 2013	Basic chemicals Plastics & synthetic rubber	4	3607038	1918183	1688855	62784
20113 & 20115 & 20131	Manufacture of inorganic acids & bases Basic organic chemicals Plastics in primary forms	4	3607038	1918183	1688855	62784
202	Other chemical products	4	61322	36851	24471	20
2023 & 2029	Soap, perfumes & toilet preparations Other chemical products n.e.c.	4	61322	36851	24471	20
20232 & 20299	Soap Others n.e.c.	4	61322	36851	24471	20

TABLE - 10.0 **CENSUS VALUE ADDED** **BALOCHISTAN**
2015-16
Value in '000' Rs

Census value added at producer prices	Sales Tax (Net)	Census value added at market prices	District/Provincial Taxes & land/vehicles tax	Census value added at factor cost	Industry Code
8	9	10	11	12	1
80591353	**39507842**	**120099195**	**11008786**	**66563817**	**C**
13150374	3298896	16449269	14340	12784743	10
26852	1841	28693		26852	104
26852	1841	28693		26852	1040
26852	1841	28693		26852	10401
3280671		3280671	7235	3396902	106
3280671		3280671	7235	3396902	1061
1263525		1263525	1563	1261962	10611
2017146		2017146	5671	2134941	10612
9842851	3297054	13139905	7105	9360989	107 & 108
8419217	3155222	11574439	6107	8039936	1071 & 1073
28326	88	28415	73	28253	10711 & 10712
8390890	3155134	11546024	6034	8011682	10713 & 10732
1423634	141832	1565466	998	1321053	1079 & 1080
1423634	141832	1565466	998	1321053	10798 & 10799 & 10802
854113	160358	1014471		267397	11
854113	160358	1014471		267397	110
854113	160358	1014471		267397	1101 & 1104
854113	160358	1014471		267397	11010 & 11043
6865505	1149152	8014657	2965	6679893	13
6865505	1149152	8014657	2965	6679893	131 & 139
5291527	1092468	6383995	2747	5192230	1311
5291527	1092468	6383995	2747	5192230	13112
1306155		1306155	132	1303867	1312
1306155		1306155	132	1303867	13121
267823	56684	324507	86	183795	1313 & 1399
267823	56684	324507	86	183795	13131 & 13999
22283	10889	33172	123	18741	16
22283	10889	33172	123	18741	162
22283	10889	33172	123	18741	1621
22283	10889	33172	123	18741	16212
791345	329528	1120873	268	612058	17
791345	329528	1120873	268	612058	170
791345	329528	1120873	268	612058	1701 & 1702
791345	329528	1120873	268	612058	17013 & 17022
19375022	25682267	45057289	10442236	8878514	19
19375022	25682267	45057289	10442236	8878514	192
19375022	25682267	45057289	10442236	8878514	1920
19375022	25682267	45057289	10442236	8878514	19201 & 19203
1776130	585556	2361686	33897	1679428	20
1751639	583835	2335474	33887	1654968	201
1751639	583835	2335474	33887	1654968	2011 & 2013
1751639	583835	2335474	33887	1654968	20113 & 20115 & 20131
24491	1721	26212	10	24461	202
24491	1721	26212	10	24461	2023 & 2029
24491	1721	26212	10	24461	20232 & 20299

TABLE - 10.0 **CENSUS VALUE ADDED** **BALOCHISTAN**
2015-16
Value in '000' Rs

Industry Code	Industry Major Groups & Industries	No. of establishments	Total production at basic prices	Total Industrial Cost	Census value added at basic prices	Import/Excise Duty/less subsidy
1	2	3	4	5	6	7
21	BASIC PHARMACEUTICAL PRODUCTS	16	14714581	6927857	7786724	240504
210	Pharmaceuticals	16	14714581	6927857	7786724	240504
2100	Pharmaceuticals	16	14714581	6927857	7786724	240504
21001	Medicinal active substances	16	14714581	6927857	7786724	240504
22	RUBBER AND PLASTICS PRODUCTS	17	9550773	7059985	2484510	43380
222	Plastics products	17	9550773	7059985	2484510	43380
2220	Plastics products	17	9550773	7059985	2484510	43380
22201	Plastic products for packing of goods	13	8642915	6275795	2360842	43380
22209	Other diverse plastic products	4	907858	784190	123668	
23	OTHER NON-METALLIC MINERAL PRODUCTS	64	17724834	7783458	9941376	678987
239	Non-metallic mineral products n.e.c.	64	17724834	7783458	9941376	678987
2392 & 2394	Clay building materials Cement, lime & plaster	8	15565940	7335153	8230787	678987
23922 & 23941	Non-refractory clay building materials Clinkers & hydraulic cement	8	15565940	7335153	8230787	678987
2395	Articles of concrete, cement & plaster	12	542401	180141	362260	
23951	Precast concrete, cement or stone	12	542401	180141	362260	
2396	Cutting, shaping & finishing of stone	44	1616493	268164	1348330	
23961	Cutting, shaping & finishing of stone	44	1616493	268164	1348330	
24	BASIC METALS	30	18191599	13446842	4744757	1207
241	Basic iron & steel	30	18191599	13446842	4744757	1207
2410	Basic iron & steel	30	18191599	13446842	4744757	1207
24106	Hot/cold-rolled products of steel	28	15700484	11163612	4536872	
24108	Welded tubes & pipes of steel	2	2491115	2283230	207885	1207
25	FABRICATED METAL PRODUCTS	6	2220120	1994440	225680	
251	Structural metal products etc	2	2027756	1892683	135073	
2511	Structural metal products	2	2027756	1892683	135073	
25112 & 25119	Metal door, window, shutter, gates etc Others n.e.c.	2	2027756	1892683	135073	
259	Other fabricated metal products	4	192364	101757	90607	
2599	Other fabricated metal products n.e.c.	4	192364	101757	90607	
25991 & 25997	Cans, drums, buckets, boxes, tins etc Various metal articles	4	192364	101757	90607	
27	ELECTRICAL EQUIPMENT	10	5130597	3800056	1330541	69058
272 & 273	Batteries & accumulators Wiring & wiring devices	10	5130597	3800056	1330541	69058
2720 & 2732	Batteries & accumulators Other electric wires & cables	10	5130597	3800056	1330541	69058
27203 & 27320	Lead acid/ lithium/ dry/ wet batteries Insulated wire & cable	10	5130597	3800056	1330541	69058
28	MACHINERY AND EQUIPMENT N.E.C.	3	2011389	1377337	634052	32082
282	Special-purpose machinery	3	2011389	1377337	634052	32082
2821	Agricultural & forestry machinery	3	2011389	1377337	634052	32082
28211	Tractors	3	2011389	1377337	634052	32082
29	MOTOR VEHICLES, TRAILERS AND SEMI	9	23141177	14127394	9008552	533363
293	Parts & accessories for motor vehicles	9	23141177	14127394	9008552	533363
2930	Parts & accessories for motor vehicles	9	23141177	14127394	9008552	533363
29301	Parts & accessories for motor vehicles	9	23141177	14127394	9008552	533363
31	FURNITURE	2	5688	3877	1810	
310	Furniture	2	5688	3877	1810	
3100	Furniture	2	5688	3877	1810	
31001	Furniture & fixtures.	2	5688	3877	1810	

TABLE - 10.0 **CENSUS VALUE ADDED** **BALOCHISTAN**
2015-16
Value in '000' Rs

Census value added at producer prices	Sales Tax (Net)	Census value added at market prices	District/Provincial Taxes & land/vehicles tax	Census value added at factor cost	Industry Code
8	9	10	11	12	1
8027228	29253	8056481	1619	7785105	21
8027228	29253	8056481	1619	7785105	210
8027228	29253	8056481	1619	7785105	2100
8027228	29253	8056481	1619	7785105	21001
2527891	1370260	3898150	6578	2477932	22
2527891	1370260	3898150	6578	2477932	222
2527891	1370260	3898150	6578	2477932	2220
2404223	1239073	3643296	6578	2354264	22201
123668	131187	254855		123668	22209
10620363	2273661	12894024	612	9940764	23
10620363	2273661	12894024	612	9940764	239
8909774	2273661	11183435	59	8230728	2392 & 2394
8909774	2273661	11183435	59	8230728	23922 & 23941
362260		362260	95	362165	2395
362260		362260	95	362165	23951
1348330		1348330	458	1347872	2396
1348330		1348330	458	1347872	23961
4745964	9409	4755373	14018	4730739	24
4745964	9409	4755373	14018	4730739	241
4745964	9409	4755373	14018	4730739	2410
4536872	4957	4541829	14015	4522857	24106
209092	4452	213544	3	207882	24108
225680	2	225682	48	225632	25
135073	2	135075		135073	251
135073	2	135075		135073	2511
135073	2	135075		135073	25112 & 25119
90607		90607	48	90559	259
90607		90607	48	90559	2599
90607		90607	48	90559	25991 & 25997
1399599	699464	2099062	22	1330519	27
1399599	699464	2099062	22	1330519	272 & 273
1399599	699464	2099062	22	1330519	2720 & 2732
1399599	699464	2099062	22	1330519	27203 & 27320
666134	280659	946792	10	634042	28
666134	280659	946792	10	634042	282
666134	280659	946792	10	634042	2821
666134	280659	946792	10	634042	28211
9541914	3628487	13170402	492051	8516500	29
9541914	3628487	13170402	492051	8516500	293
9541914	3628487	13170402	492051	8516500	2930
9541914	3628487	13170402	492051	8516500	29301
1810		1810		1810	31
1810		1810		1810	310
1810		1810		1810	3100
1810		1810		1810	31001

TABLE - 11.0 **CONTRIBUTION TO GDP** **BALOCHISTAN**

2015-16

Value in '000' Rs

Industry Code	Industry Major Groups & Industries	No. of establishments	Census Value Added at Market Price	Non Industrial Receipts	Non Industrial Payments	Contribution to GDP at Market Price	Sales Tax (Net)
1	2	3	4	5	6	7	8
C	**ALL INDUSTIRES**	**342**	**120099195**	**98160**	**14510935**	**105686420**	**39507842**
10	FOOD PRODUCTS	147	16449269	423	3590496	12859196	3298896
104	Vegetable & animal oils/ fats	3	28693		1895	26798	1841
1040	Vegetable & animal oils & fats	3	28693		1895	26798	1841
10401	Crude / refined vegetable oils	3	28693		1895	26798	1841
106	Grain mill products, starches etc	124	3280671		156810	3123861	
1061	Grain mill products	124	3280671		156810	3123861	
10611	Grain milling.	33	1263525		60961	1202564	
10612	Rice milling.	91	2017146		95849	1921297	
107 & 108	Other food products Prepared animal feeds	20	13139905	423	3431791	9708538	3297054
1071 & 1073	Bakery products Chocolate & sugar confectionery	13	11574439	423	3066754	8508108	3155222
10711 & 10712	Bread & rolls Pastry, cakes, pies etc.	9	28415	423	3873	24965	88
10713 & 10732	Rusks, biscuits & bakery products Chocolate & sugar confectionery	4	11546024		3062881	8483143	3155134
1079 & 1080	Other food products n.e.c. Prepared animal feeds	7	1565466		365037	1200429	141832
10798 & 10799 & 10802	Processing of salt Others n.e.c. Prepared feeds for farm animals	7	1565466		365037	1200429	141832
11	BEVERAGES	3	1014471		66867	947604	160358
110	Beverages	3	1014471		66867	947604	160358
1101 & 1104	Distilling, rectifying/ blending of spirits Soft drinks, mineral waters etc	3	1014471		66867	947604	160358
11010 & 11043	Alcoholic beverages/ distilled spirits Soft drinks like lemonade, cola etc.	3	1014471		66867	947604	160358
13	TEXTILES	16	8014657	555	727576	7287636	1149152
131 & 139	Spinning, weaving, finishing of textile Other textiles	16	8014657	555	727576	7287636	1149152
1311	Spinning of textile fibres	7	6383995	555	652173	5732378	1092468
13112	Spinning of yarn or thread	7	6383995	555	652173	5732378	1092468
1312	Weaving of textiles	6	1306155		26678	1279476	
13121	Broad woven fabrics	6	1306155		26678	1279476	
1313 & 1399	Finishing of textiles Other textiles n.e.c.	3	324507		48725	275782	56684
13131 & 13999	Bleaching & dyeing of fabrics Others n.e.c.	3	324507		48725	275782	56684
16	WOOD AND WOOD PRODUCTS	3	33172		2339	30833	10889
162	Products of wood, cork, straw etc.	3	33172		2339	30833	10889
1621	Veneer sheets & wood-based panels	3	33172		2339	30833	10889
16212	Plywood/ veneer panel/ laminated sheets	3	33172		2339	30833	10889
17	PAPER AND PAPER PRODUCTS	5	1120873	1553	37103	1085322	329528
170	Paper & paper products	5	1120873	1553	37103	1085322	329528
1701 & 1702	Pulp, paper & paperboard Corrugated paper/ paperboard & containers	5	1120873	1553	37103	1085322	329528
17013 & 17022	Paper & paperboard Sacks, bags & similar articles of paper	5	1120873	1553	37103	1085322	329528
19	COKE AND REFINED PETROLEUM PRODUCTS	3	45057289	84120	2902852	42238557	25682267
192	Refined petroleum products	3	45057289	84120	2902852	42238557	25682267
1920	Refined petroleum products	3	45057289	84120	2902852	42238557	25682267
19201 & 19203	Production of motor fuel/ kerosene etc. Oil-based lubricating oils or greases	3	45057289	84120	2902852	42238557	25682267
20	CHEMICALS AND CHEMICAL PRODUCTS	8	2361686		158916	2202770	585556
201	Basic chemicals, fertilizers etc.	4	2335474		158817	2176657	583835
2011 & 2013	Basic chemicals Plastics & synthetic rubber	4	2335474		158817	2176657	583835
20113 & 20115 & 20131	Manufacture of inorganic acids & bases Basic organic chemicals Plastics in primary forms	4	2335474		158817	2176657	583835
202	Other chemical products	4	26212		99	26113	1721
2023 & 2029	Soap, perfumes & toilet preparations Other chemical products n.e.c.	4	26212		99	26113	1721
20232 & 20299	Soap Others n.e.c.	4	26212		99	26113	1721

TABLE - 11.0 **CONTRIBUTION TO GDP** **BALOCHISTAN**

2015-16

Value in '000' Rs

Contribution to GDP at Producer Price	Excise Duty & Other Taxes less Subsidies	Contribution to GDP at Basic Price	District/Provincial Taxes and Land/Vehicle Tax	Contribution to GDP at Factor Cost	Industry Code
9	10	11	12	13	1
66178578	**3018750**	**63159828**	**11008786**	**52151042**	**C**
9560301	351291	9209009	14340	9194670	10
24956		24956		24956	104
24956		24956		24956	1040
24956		24956		24956	10401
3123861	-123466	3247327	7235	3240092	106
3123861	-123466	3247327	7235	3240092	1061
1202564		1202564	1563	1201001	10611
1921297	-123466	2044762	5671	2039091	10612
6411484	474757	5936727	7105	5929622	107 & 108
5352886	373174	4979712	6107	4973605	1071 & 1073
24877		24877	73	24804	10711 & 10712
5328009	373174	4954835	6034	4948801	10713 & 10732
1058597	101583	957014	998	956016	1079 & 1080
1058597	101583	957014	998	956016	10798 & 10799 & 10802
787246	586716	200530		200530	11
787246	586716	200530		200530	110
787246	586716	200530		200530	1101 & 1104
787246	586716	200530		200530	11010 & 11043
6138484	182647	5955838	2965	5952872	13
6138484	182647	5955838	2965	5952872	131 & 139
4639910	96550	4543360	2747	4540613	1311
4639910	96550	4543360	2747	4540613	13112
1279476	2155	1277321	132	1277189	1312
1279476	2155	1277321	132	1277189	13121
219098	83942	135156	86	135070	1313 & 1399
219098	83942	135156	86	135070	13131 & 13999
19944	3420	16525	123	16402	16
19944	3420	16525	123	16402	162
19944	3420	16525	123	16402	1621
19944	3420	16525	123	16402	16212
755794	179019	576775	268	576507	17
755794	179019	576775	268	576507	170
755794	179019	576775	268	576507	1701 & 1702
755794	179019	576775	268	576507	17013 & 17022
16556290	54272	16502018	10442236	6059782	19
16556290	54272	16502018	10442236	6059782	192
16556290	54272	16502018	10442236	6059782	1920
16556290	54272	16502018	10442236	6059782	19201 & 19203
1617214	62804	1554409	33897	1520512	20
1592822	62784	1530038	33887	1496151	201
1592822	62784	1530038	33887	1496151	2011 & 2013
1592822	62784	1530038	33887	1496151	20113 & 20115 & 20131
24392	20	24372	10	24362	202
24392	20	24372	10	24362	2023 & 2029
24392	20	24372	10	24362	20232 & 20299

TABLE - 11.0 **CONTRIBUTION TO GDP** **BALOCHISTAN**

2015-16

Value in '000' Rs

Industry Code	Industry Major Groups & Industries	No. of establishments	Census Value Added at Market Price	Non Industrial Receipts	Non Industrial Payments	Contribution to GDP at Market Price	Sales Tax (Net)
1	2	3	4	5	6	7	8
21	BASIC PHARMACEUTICAL PRODUCTS	16	8056481		2798805	5257676	29253
210	Pharmaceuticals	16	8056481		2798805	5257676	29253
2100	Pharmaceuticals	16	8056481		2798805	5257676	29253
21001	Medicinal active substances	16	8056481		2798805	5257676	29253
22	RUBBER AND PLASTICS PRODUCTS	17	3898150	6278	303415	3601014	1370260
222	Plastics products	17	3898150	6278	303415	3601014	1370260
2220	Plastics products	17	3898150	6278	303415	3601014	1370260
22201	Plastic products for packing of goods	13	3643296	6278	299887	3349686	1239073
22209	Other diverse plastic products	4	254855		3527	251327	131187
23	OTHER NON-METALLIC MINERAL PRODUCTS	64	12894024		1199883	11694141	2273661
239	Non-metallic mineral products n.e.c.	64	12894024		1199883	11694141	2273661
2392 & 2394	Clay building materials Cement, lime & plaster	8	11183435		1171023	10012412	2273661
23922 & 23941	Non-refractory clay building materials Clinkers & hydraulic cement	8	11183435		1171023	10012412	2273661
2395	Articles of concrete, cement & plaster	12	362260		20059	342201	
23951	Precast concrete, cement or stone	12	362260		20059	342201	
2396	Cutting, shaping & finishing of stone	44	1348330		8801	1339529	
23961	Cutting, shaping & finishing of stone	44	1348330		8801	1339529	
24	BASIC METALS	30	4755373		127234	4628139	9409
241	Basic iron & steel	30	4755373		127234	4628139	9409
2410	Basic iron & steel	30	4755373		127234	4628139	9409
24106	Hot/cold-rolled products of steel	28	4541829		66678	4475151	4957
24108	Welded tubes & pipes of steel	2	213544		60556	152988	4452
25	FABRICATED METAL PRODUCTS	6	225682		8085	217597	2
251	Structural metal products etc	2	135075		4516	130559	2
2511	Structural metal products	2	135075		4516	130559	2
25112 & 25119	Metal door, window, shutter, gates etc Others n.e.c.	2	135075		4516	130559	2
259	Other fabricated metal products	4	90607		3569	87038	
2599	Other fabricated metal products n.e.c.	4	90607		3569	87038	
25991 & 25997	Cans, drums, buckets, boxes, tins etc Various metal articles	4	90607		3569	87038	
27	ELECTRICAL EQUIPMENT	10	2099062		315300	1783762	699464
272 & 273	Batteries & accumulators Wiring & wiring devices	10	2099062		315300	1783762	699464
2720 & 2732	Batteries & accumulators Other electric wires & cables	10	2099062		315300	1783762	699464
27203 & 27320	Lead acid/ lithium/ dry/ wet batteries Insulated wire & cable	10	2099062		315300	1783762	699464
28	MACHINERY AND EQUIPMENT N.E.C.	3	946792		92014	854779	280659
282	Special-purpose machinery	3	946792		92014	854779	280659
2821	Agricultural & forestry machinery	3	946792		92014	854779	280659
28211	Tractors	3	946792		92014	854779	280659
29	MOTOR VEHICLES, TRAILERS AND SEMI	9	13170402	5231	2180049	10995584	3628487
293	Parts & accessories for motor vehicles	9	13170402	5231	2180049	10995584	3628487
2930	Parts & accessories for motor vehicles	9	13170402	5231	2180049	10995584	3628487
29301	Parts & accessories for motor vehicles	9	13170402	5231	2180049	10995584	3628487
31	FURNITURE	2	1810		2	1809	
310	Furniture	2	1810		2	1809	
3100	Furniture	2	1810		2	1809	
31001	Furniture & fixtures.	2	1810		2	1809	

TABLE - 11.0 **CONTRIBUTION TO GDP** **BALOCHISTAN**

2015-16

Value in '000' Rs

Contribution to GDP at Producer Price	Excise Duty & Other Taxes less Subsidies	Contribution to GDP at Basic Price	District/Provincial Taxes and Land/Vehicle Tax	Contribution to GDP at Factor Cost	Industry Code
9	10	11	12	13	1
5228422	240504	4987919	1619	4986300	21
5228422	240504	4987919	1619	4986300	210
5228422	240504	4987919	1619	4986300	2100
5228422	240504	4987919	1619	4986300	21001
2230754	43380	2187373	6578	2180795	22
2230754	43380	2187373	6578	2180795	222
2230754	43380	2187373	6578	2180795	2220
2110613	43380	2067232	6578	2060654	22201
120141		120141		120141	22209
9420480	678987	8741493	612	8740881	23
9420480	678987	8741493	612	8740881	239
7738751	678987	7059764	59	7059705	2392 & 2394
7738751	678987	7059764	59	7059705	23922 & 23941
342201		342201	95	342105	2395
342201		342201	95	342105	23951
1339529		1339529	458	1339071	2396
1339529		1339529	458	1339071	23961
4618730	1207	4617523	14018	4603505	24
4618730	1207	4617523	14018	4603505	241
4618730	1207	4617523	14018	4603505	2410
4470194		4470194	14015	4456179	24106
148536	1207	147329	3	147326	24108
217595		217595	48	217547	25
130557		130557		130557	251
130557		130557		130557	2511
130557		130557		130557	25112 & 25119
87038		87038	48	86990	259
87038		87038	48	86990	2599
87038		87038	48	86990	25991 & 25997
1084299	69058	1015241	22	1015219	27
1084299	69058	1015241	22	1015219	272 & 273
1084299	69058	1015241	22	1015219	2720 & 2732
1084299	69058	1015241	22	1015219	27203 & 27320
574120	32082	542038	10	542028	28
574120	32082	542038	10	542028	282
574120	32082	542038	10	542028	2821
574120	32082	542038	10	542028	28211
7367097	533363	6833734	492051	6341683	29
7367097	533363	6833734	492051	6341683	293
7367097	533363	6833734	492051	6341683	2930
7367097	533363	6833734	492051	6341683	29301
1809		1809		1809	31
1809		1809		1809	310
1809		1809		1809	3100
1809		1809		1809	31001

TABLE - 12.0 **VALUE OF INDIRECT TAXES AND SUBSIDIES** **BALOCHISTAN**

2015-16

Value in '000' Rs

Industry Code	Industry Major Groups and Industries	No. of establishments	Total net indirect taxes (Col 5 -12)	Indirect Taxes		
				Total (Col 6 to 11)	Sales taxes (net)	Import duty
1	2	3	4	5	6	7
C	**ALL INDUSTIRES**	**342**	**53535378**	**53658843**	**39507842**	**1707561**
10	FOOD PRODUCTS	147	3664526	3787992	3298896	352074
104	Vegetable & animal oils/ fats	3	1841	1841	1841	
1040	Vegetable & animal oils & fats	3	1841	1841	1841	
10401	Crude / refined vegetable oils	3	1841	1841	1841	
106	Grain mill products, starches etc	124	-116231	7235		
1061	Grain mill products	124	-116231	7235		
10611	Grain milling.	33	1563	1563		
10612	Rice milling.	91	-117795	5671		
107 & 108	Other food products Prepared animal feeds	20	3778916	3778916	3297054	352074
1071 & 1073	Bakery products Chocolate & sugar confectionery	13	3534503	3534503	3155222	348701
10711 & 10712	Bread & rolls Pastry, cakes, pies etc.	9	161	161	88	
10713 & 10732	Rusks, biscuits & bakery products Chocolate & sugar confectionery	4	3534342	3534342	3155134	348701
1079 & 1080	Other food products n.e.c. Prepared animal feeds	7	244413	244413	141832	3373
10798 & 10799 & 10802	Processing of salt Others n.e.c. Prepared feeds for farm animals	7	244413	244413	141832	3373
11	BEVERAGES	3	747074	747074	160358	
110	Beverages	3	747074	747074	160358	
1101 & 1104	Distilling, rectifying/ blending of spirits Soft drinks, mineral waters etc	3	747074	747074	160358	
11010 & 11043	Alcoholic beverages/ distilled spirits Soft drinks like lemonade, cola etc.	3	747074	747074	160358	
13	TEXTILES	16	1334764	1334764	1149152	153193
131 & 139	Spinning, weaving, finishing of textile Other textiles	16	1334764	1334764	1149152	153193
1311	Spinning of textile fibres	7	1191765	1191765	1092468	96550
13112	Spinning of yarn or thread	7	1191765	1191765	1092468	96550
1312	Weaving of textiles	6	2287	2287		2155
13121	Broad woven fabrics	6	2287	2287		2155
1313 & 1399	Finishing of textiles Other textiles n.e.c.	3	140712	140712	56684	54488
13131 & 13999	Bleaching & dyeing of fabrics Others n.e.c.	3	140712	140712	56684	54488
16	WOOD AND WOOD PRODUCTS	3	14431	14431	10889	3420
162	Products of wood, cork, straw etc.	3	14431	14431	10889	3420
1621	Veneer sheets & wood-based panels	3	14431	14431	10889	3420
16212	Plywood/ veneer panel/ laminated sheets	3	14431	14431	10889	3420
17	PAPER AND PAPER PRODUCTS	5	508815	508815	329528	179019
170	Paper & paper products	5	508815	508815	329528	179019
1701 & 1702	Pulp, paper & paperboard Corrugated paper/ paperboard & containers	5	508815	508815	329528	179019
17013 & 17022	Paper & paperboard Sacks, bags & similar articles of paper	5	508815	508815	329528	179019
19	COKE AND REFINED PETROLEUM PRODUCTS	3	36178775	36178775	25682267	54272
192	Refined petroleum products	3	36178775	36178775	25682267	54272
1920	Refined petroleum products	3	36178775	36178775	25682267	54272
19201 & 19203	Production of motor fuel/ kerosene etc. Oil-based lubricating oils or greases	3	36178775	36178775	25682267	54272
20	CHEMICALS AND CHEMICAL PRODUCTS	8	682258	682258	585556	52956
201	Basic chemicals, fertilizers etc.	4	680507	680507	583835	52956
2011 & 2013	Basic chemicals Plastics & synthetic rubber	4	680507	680507	583835	52956
20113 & 20115 & 20131	Manufacture of inorganic acids & bases Basic organic chemicals Plastics in primary forms	4	680507	680507	583835	52956
202	Other chemical products	4	1751	1751	1721	
2023 & 2029	Soap, perfumes & toilet preparations Other chemical products n.e.c.	4	1751	1751	1721	
20232 & 20299	Soap Others n.e.c.	4	1751	1751	1721	

TABLE - 12.0 **VALUE OF INDIRECT TAXES AND SUBSIDIES** **BALOCHISTAN**

2015-16

Value in '000' Rs

	Indirect Taxes			Subsidies	
Excise duty	District/ Provincial Taxes	Land Tax/Vehicle Tax	Other taxes on own production	Subsidies received	Industry Code
8	9	10	11	12	1
1434654	**42243**	**10042**	**10956502**	**123466**	**C**
122683	5928	7062	1350	123466	10
					104
					1040
					10401
	5766	139	1330	123466	106
	5766	139	1330	123466	1061
	95	139	1330		10611
	5671			123466	10612
122683	162	6923	20		107 & 108
24473	162	5925	20		1071 & 1073
	53		20		10711 & 10712
24473	109	5925			10713 & 10732
98210		998			1079 & 1080
98210		998			10798 & 10799 & 10802
586716					11
586716					110
586716					1101 & 1104
586716					11010 & 11043
29454	1490	885	590		13
29454	1490	885	590		131 & 139
	1469	688	590		1311
	1469	688	590		13112
		132			1312
		132			13121
29454	21	65			1313 & 1399
29454	21	65			13131 & 13999
		123			16
		123			162
		123			1621
		123			16212
		268			17
		268			170
		268			1701 & 1702
		268			17013 & 17022
	265	173	10441798		19
	265	173	10441798		192
	265	173	10441798		1920
	265	173	10441798		19201 & 19203
9848	33740	157			20
9828	33740	147			201
9828	33740	147			2011 & 2013
9828	33740	147			20113 & 20115 & 20131
20		10			202
20		10			2023 & 2029
20		10			20232 & 20299

TABLE - 12.0 **VALUE OF INDIRECT TAXES AND SUBSIDIES** **BALOCHISTAN**

2015-16

Value in '000' Rs

Industry Code	Industry Major Groups and Industries	No. of establishments	Total net indirect taxes (Col 5 -12)	Indirect Taxes		
				Total (Col 6 to 11)	Sales taxes (net)	Import duty
1	2	3	4	5	6	7
21	BASIC PHARMACEUTICAL PRODUCTS	16	271376	271376	29253	233608
210	Pharmaceuticals	16	271376	271376	29253	233608
2100	Pharmaceuticals	16	271376	271376	29253	233608
21001	Medicinal active substances	16	271376	271376	29253	233608
22	RUBBER AND PLASTICS PRODUCTS	17	1420218	1420218	1370260	43309
222	Plastics products	17	1420218	1420218	1370260	43309
2220	Plastics products	17	1420218	1420218	1370260	43309
22201	Plastic products for packing of goods	13	1289032	1289032	1239073	43309
22209	Other diverse plastic products	4	131187	131187	131187	
23	OTHER NON-METALLIC MINERAL PRODUCTS	64	2953260	2953260	2273661	
239	Non-metallic mineral products n.e.c.	64	2953260	2953260	2273661	
2392 & 2394	Clay building materials Cement, lime & plaster	8	2952707	2952707	2273661	
23922 & 23941	Non-refractory clay building materials Clinkers & hydraulic cement	8	2952707	2952707	2273661	
2395	Articles of concrete, cement & plaster	12	95	95		
23951	Precast concrete, cement or stone	12	95	95		
2396	Cutting, shaping & finishing of stone	44	458	458		
23961	Cutting, shaping & finishing of stone	44	458	458		
24	BASIC METALS	30	24634	24634	9409	1207
241	Basic iron & steel	30	24634	24634	9409	1207
2410	Basic iron & steel	30	24634	24634	9409	1207
24106	Hot/cold-rolled products of steel	28	18972	18972	4957	
24108	Welded tubes & pipes of steel	2	5662	5662	4452	1207
25	FABRICATED METAL PRODUCTS	6	50	50	2	
251	Structural metal products etc	2	2	2	2	
2511	Structural metal products	2	2	2	2	
25112 & 25119	Metal door, window, shutter, gates etc Others n.e.c.	2	2	2	2	
259	Other fabricated metal products	4	48	48		
2599	Other fabricated metal products n.e.c.	4	48	48		
25991 & 25997	Cans, drums, buckets, boxes, tins etc Various metal articles	4	48	48		
27	ELECTRICAL EQUIPMENT	10	768543	768543	699464	69058
272 & 273	Batteries & accumulators Wiring & wiring devices	10	768543	768543	699464	69058
2720 & 2732	Batteries & accumulators Other electric wires & cables	10	768543	768543	699464	69058
27203 & 27320	Lead acid/ lithium/ dry/ wet batteries Insulated wire & cable	10	768543	768543	699464	69058
28	MACHINERY AND EQUIPMENT N.E.C.	3	312751	312751	280659	32082
282	Special-purpose machinery	3	312751	312751	280659	32082
2821	Agricultural & forestry machinery	3	312751	312751	280659	32082
28211	Tractors	3	312751	312751	280659	32082
29	MOTOR VEHICLES, TRAILERS AND SEMI	9	4653902	4653902	3628487	533363
293	Parts & accessories for motor vehicles	9	4653902	4653902	3628487	533363
2930	Parts & accessories for motor vehicles	9	4653902	4653902	3628487	533363
29301	Parts & accessories for motor vehicles	9	4653902	4653902	3628487	533363
31	FURNITURE	2				
310	Furniture	2				
3100	Furniture	2				
31001	Furniture & fixtures.	2				

TABLE - 12.0 **VALUE OF INDIRECT TAXES AND SUBSIDIES** **BALOCHISTAN**

2015-16

Value in '000' Rs

	Indirect Taxes			Subsidies	
Excise duty	District/ Provincial Taxes	Land Tax/Vehicle Tax	Other taxes on own production	Subsidies received	Industry Code
8	9	10	11	12	1
6895	317	843	459		21
6895	317	843	459		210
6895	317	843	459		2100
6895	317	843	459		21001
71	106	318	6154		22
71	106	318	6154		222
71	106	318	6154		2220
71	106	318	6154		22201
					22209
678987	339	66	207		23
678987	339	66	207		239
678987	59				2392 & 2394
678987	59				23922 & 23941
	95				2395
	95				23951
	185	66	207		2396
	185	66	207		23961
	3	100	13915		24
	3	100	13915		241
	3	100	13915		2410
		100	13915		24106
	3				24108
		48			25
					251
					2511
					25112 & 25119
		48			259
		48			2599
		48			25991 & 25997
	22				27
	22				272 & 273
	22				2720 & 2732
	22				27203 & 27320
	10				28
	10				282
	10				2821
	10				28211
	23		492028		29
	23		492028		293
	23		492028		2930
	23		492028		29301
					31
					310
					3100
					31001

TABLE - 13.0 **STOCKS STATISTICS** **BALOCHISTAN**
2015-16
Value in '000' Rs

Industry Code	Industry Major Groups & Industries	No. of establishments	Total stocks			Input materials		
			Value at the beginning of the year (col 7+10+13+16)	Value at the end of the year (col 8+11+14+17)	Net stocks increase (col 9+12+15+18)	Value at the beginning of the year	Value at the end of the year	Net stocks increase
1	2	3	4	5	6	7	8	9
C	**ALL INDUSTIRES**	**342**	**35874205**	**37938281**	**2064076**	**17965067**	**19945843**	**1980776**
10	FOOD PRODUCTS	147	7040991	6936358	-104633	3345984	3312409	-33575
104	Vegetable & animal oils/ fats	3						
1040	Vegetable & animal oils & fats	3						
10401	Crude / refined vegetable oils	3						
106	Grain mill products, starches etc	124	1483635	1978006	494371	151846	578491	426644
1061	Grain mill products	124	1483635	1978006	494371	151846	578491	426644
10611	Grain milling.	33	1341749	1545205	203456	10068	158244	148176
10612	Rice milling.	91	141886	432801	290915	141778	420247	278469
107 &	Other food products	20	5557356	4958352	-599004	3194138	2733918	-460220
108	Prepared animal feeds							
1071 &	Bakery products	13	5152467	4460712	-691755	2914183	2417861	-496322
1073	Chocolate & sugar confectionery							
10711 &	Bread & rolls	9	176	441	265	176	441	265
10712	Pastry, cakes, pies etc.							
10713 &	Rusks, biscuits & bakery products	4	5152291	4460271	-692020	2914007	2417420	-496586
10732	Chocolate & sugar confectionery							
1079 &	Other food products n.e.c.	7	404889	497640	92751	279955	316057	36102
1080	Prepared animal feeds							
10798 &	Processing of salt	7	404889	497640	92751	279955	316057	36102
10799 &	Others n.e.c.							
10802	Prepared feeds for farm animals							
11	BEVERAGES	3	64574	219054	154480	31038	136598	105560
110	Beverages	3	64574	219054	154480	31038	136598	105560
1101 &	Distilling, rectifying/ blending of spirits	3	64574	219054	154480	31038	136598	105560
1104	Soft drinks, mineral waters etc							
11010 &	Alcoholic beverages/ distilled spirits	3	64574	219054	154480	31038	136598	105560
11043	Soft drinks like lemonade, cola etc.							
13	TEXTILES	16	7374717	5897078	-1477639	3641814	2652826	-988988
131 &	Spinning, weaving, finishing of textile	16	7374717	5897078	-1477639	3641814	2652826	-988988
139	Other textiles							
1311	Spinning of textile fibres	7	6343431	5261156	-1082275	2643874	2037419	-606455
13112	Spinning of yarn or thread	7	6343431	5261156	-1082275	2643874	2037419	-606455
1312	Weaving of textiles	6	923614	548242	-375372	891678	528409	-363269
13121	Broad woven fabrics	6	923614	548242	-375372	891678	528409	-363269
1313 &	Finishing of textiles	3	107672	87680	-19992	106262	86998	-19265
1399	Other textiles n.e.c.							
13131 &	Bleaching & dyeing of fabrics	3	107672	87680	-19992	106262	86998	-19265
13999	Others n.e.c.							
16	WOOD AND WOOD PRODUCTS	3	29597	43901	14304	29597	43901	14304
162	Products of wood, cork, straw etc.	3	29597	43901	14304	29597	43901	14304
1621	Veneer sheets & wood-based panels	3	29597	43901	14304	29597	43901	14304
16212	Plywood/ veneer panel/ laminated sheets	3	29597	43901	14304	29597	43901	14304
17	PAPER AND PAPER PRODUCTS	5	484551	527506	42955	467615	513164	45549
170	Paper & paper products	5	484551	527506	42955	467615	513164	45549
1701 &	Pulp, paper & paperboard	5	484551	527506	42955	467615	513164	45549
1702	Corrugated paper/ paperboard & containers							
17013 &	Paper & paperboard	5	484551	527506	42955	467615	513164	45549
17022	Sacks, bags & similar articles of paper							
19	COKE AND REFINED PETROLEUM PRODUCTS	3	5029120	7522603	2493483	719014	2422541	1703527
192	Refined petroleum products	3	5029120	7522603	2493483	719014	2422541	1703527
1920	Refined petroleum products	3	5029120	7522603	2493483	719014	2422541	1703527
19201 &	Production of motor fuel/ kerosene etc.	3	5029120	7522603	2493483	719014	2422541	1703527
19203	Oil-based lubricating oils or greases							
20	CHEMICALS AND CHEMICAL PRODUCTS	8	284296	302383	18087	232703	256912	24209
201	Basic chemicals, fertilizers etc.	4	270056	281315	11259	218976	235844	16868
2011 &	Basic chemicals	4	270056	281315	11259	218976	235844	16868
2013	Plastics & synthetic rubber							
20113 &	Manufacture of inorganic acids & bases	4	270056	281315	11259	218976	235844	16868
20115 &	Basic organic chemicals							
20131	Plastics in primary forms							
202	Other chemical products	4	14240	21068	6828	13727	21068	7341
2023 &	Soap, perfumes & toilet preparations	4	14240	21068	6828	13727	21068	7341
2029	Other chemical products n.e.c.							
20232 &	Soap	4	14240	21068	6828	13727	21068	7341
20299	Others n.e.c.							

TABLE - 13.0 **STOCKS STATISTICS** **BALOCHISTAN 2015-16**

Value in '000' Rs

Goods purchased for resale			Work in Process			Finished products and by-products			
Value at the beginning of the year	Value at the end of the year	Net stocks increase	Value at the beginning of the year	Value at the end of the year	Net stocks increase	Value at the beginning of the year	Value at the end of the year	Net stocks increase	Industry Code
10	11	12	13	14	15	16	17	18	1
300527	**413296**	**112768**	**3310940**	**2364925**	**-946015**	**14297670**	**15214217**	**916547**	**C**
	541	541	38274	84234	45960	3656732	3539174	-117559	10
									104
									1040
									10401
	541	541	1900	56991	55091	1329889	1341984	12095	106
	541	541	1900	56991	55091	1329889	1341984	12095	1061
			1900	56991	55091	1329781	1329971	190	10611
	541	541				108	12013	11905	10612
			36374	27244	-9131	2326843	2197190	-129654	107 & 108
			31999	27244	-4755	2206286	2015607	-190679	1071 & 1073
									10711 & 10712
			31999	27244	-4755	2206286	2015607	-190679	10713 & 10732
			4376		-4376	120558	181583	61025	1079 & 1080
			4376		-4376	120558	181583	61025	10798 & 10799 & 10802
						33536	82456	48920	11
						33536	82456	48920	110
						33536	82456	48920	1101 & 1104
						33536	82456	48920	11010 & 11043
			1108031	506469	-601562	2624872	2737783	112912	13
			1108031	506469	-601562	2624872	2737783	112912	131 & 139
			1098540	492861	-605679	2601018	2730877	129859	1311
			1098540	492861	-605679	2601018	2730877	129859	13112
			8733	13558	4825	23203	6275	-16928	1312
			8733	13558	4825	23203	6275	-16928	13121
			759	50	-709	651	632	-19	1313 & 1399
			759	50	-709	651	632	-19	13131 & 13999
									16
									162
									1621
									16212
						16936	14342	-2594	17
						16936	14342	-2594	170
						16936	14342	-2594	1701 & 1702
						16936	14342	-2594	17013 & 17022
64281	69416	5135				4245826	5030647	784821	19
64281	69416	5135				4245826	5030647	784821	192
64281	69416	5135				4245826	5030647	784821	1920
64281	69416	5135				4245826	5030647	784821	19201 & 19203
						51593	45471	-6122	20
						51080	45471	-5609	201
						51080	45471	-5609	2011 & 2013
						51080	45471	-5609	20113 & 20115 & 20131
						513		-513	202
						513		-513	2023 & 2029
						513		-513	20232 & 20299

TABLE - 13.0 **STOCKS STATISTICS** **BALOCHISTAN 2015-16**

Value in '000' Rs

Industry Code	Industry Major Groups & Industries	No. of establishments	Total stocks: Value at the beginning of the year (col 7+10+13+16)	Total stocks: Value at the end of the year (col 8+11+14+17)	Total stocks: Net stocks increase (col 9+12+15+18)	Input materials: Value at the beginning of the year	Input materials: Value at the end of the year	Input materials: Net stocks increase
1	2	3	4	5	6	7	8	9
21	BASIC PHARMACEUTICAL PRODUCTS	16	3581222	3540602	-40620	1599203	1630427	31224
210	Pharmaceuticals	16	3581222	3540602	-40620	1599203	1630427	31224
2100	Pharmaceuticals	16	3581222	3540602	-40620	1599203	1630427	31224
21001	Medicinal active substances	16	3581222	3540602	-40620	1599203	1630427	31224
22	RUBBER AND PLASTICS PRODUCTS	17	3215437	4733775	1518339	2297335	3925339	1628004
222	Plastics products	17	3215437	4733775	1518339	2297335	3925339	1628004
2220	Plastics products	17	3215437	4733775	1518339	2297335	3925339	1628004
22201	Plastic products for packing of goods	13	2646188	4274452	1628264	2022762	3701611	1678849
22209	Other diverse plastic products	4	569249	459323	-109925	274573	223728	-50845
23	OTHER NON-METALLIC MINERAL PRODUCTS	64	904455	762760	-141695	195019	206883	11864
239	Non-metallic mineral products n.e.c.	64	904455	762760	-141695	195019	206883	11864
2392 &	Clay building materials	8	779430	611754	-167676	151518	149174	-2344
2394	Cement, lime & plaster							
23922 &	Non-refractory clay building materials	8	779430	611754	-167676	151518	149174	-2344
23941	Clinkers & hydraulic cement							
2395	Articles of concrete, cement & plaster	12	60685	76919	16234	29784	38869	9086
23951	Precast concrete, cement or stone	12	60685	76919	16234	29784	38869	9086
2396	Cutting, shaping & finishing of stone	44	64339	74087	9748	13717	18839	5123
23961	Cutting, shaping & finishing of stone	44	64339	74087	9748	13717	18839	5123
24	BASIC METALS	30	2582617	2225569	-357048	2339328	1942746	-396583
241	Basic iron & steel	30	2582617	2225569	-357048	2339328	1942746	-396583
2410	Basic iron & steel	30	2582617	2225569	-357048	2339328	1942746	-396583
24106	Hot/cold-rolled products of steel	28	2044469	1578026	-466443	1972476	1467386	-505091
24108	Welded tubes & pipes of steel	2	538148	647543	109395	366852	475360	108508
25	FABRICATED METAL PRODUCTS	6	498855	206577	-292278	467250	194052	-273198
251	Structural metal products etc	2	477405	176725	-300680	445800	164200	-281600
2511	Structural metal products	2	477405	176725	-300680	445800	164200	-281600
25112 &	Metal door, window, shutter, gates etc	2	477405	176725	-300680	445800	164200	-281600
25119	Others n.e.c.							
259	Other fabricated metal products	4	21450	29852	8402	21450	29852	8402
2599	Other fabricated metal products n.e.c.	4	21450	29852	8402	21450	29852	8402
25991 &	Cans, drums, buckets, boxes, tins etc	4	21450	29852	8402	21450	29852	8402
25997	Various metal articles							
27	ELECTRICAL EQUIPMENT	10	1315480	1447301	131821	537658	605910	68252
272 &	Batteries & accumulators	10	1315480	1447301	131821	537658	605910	68252
273	Wiring & wiring devices							
2720 &	Batteries & accumulators	10	1315480	1447301	131821	537658	605910	68252
2732	Other electric wires & cables							
27203 &	Lead acid/ lithium/ dry/ wet batteries	10	1315480	1447301	131821	537658	605910	68252
27320	Insulated wire & cable							
28	MACHINERY AND EQUIPMENT N.E.C.	3	939682	842279	-97403	473132	402360	-70772
282	Special-purpose machinery	3	939682	842279	-97403	473132	402360	-70772
2821	Agricultural & forestry machinery	3	939682	842279	-97403	473132	402360	-70772
28211	Tractors	3	939682	842279	-97403	473132	402360	-70772
29	MOTOR VEHICLES, TRAILERS AND SEMI	9	2527148	2730536	203387	1586913	1699776	112863
293	Parts & accessories for motor vehicles	9	2527148	2730536	203387	1586913	1699776	112863
2930	Parts & accessories for motor vehicles	9	2527148	2730536	203387	1586913	1699776	112863
29301	Parts & accessories for motor vehicles	9	2527148	2730536	203387	1586913	1699776	112863
31	FURNITURE	2	1463		-1463	1463		-1463
310	Furniture	2	1463		-1463	1463		-1463
3100	Furniture	2	1463		-1463	1463		-1463
31001	Furniture & fixtures.	2	1463		-1463	1463		-1463

TABLE - 13.0 **STOCKS STATISTICS** **BALOCHISTAN 2015-16**

Value in '000' Rs

Goods purchased for resale			Work in Process			Finished products and by-products			
Value at the beginning of the year	Value at the end of the year	Net stocks increase	Value at the beginning of the year	Value at the end of the year	Net stocks increase	Value at the beginning of the year	Value at the end of the year	Net stocks increase	Industry Code
10	11	12	13	14	15	16	17	18	1
236247	343339	107092	250053	225203	-24850	1495718	1341633	-154086	21
236247	343339	107092	250053	225203	-24850	1495718	1341633	-154086	210
236247	343339	107092	250053	225203	-24850	1495718	1341633	-154086	2100
236247	343339	107092	250053	225203	-24850	1495718	1341633	-154086	21001
			251217	207700	-43517	666885	600736	-66149	22
			251217	207700	-43517	666885	600736	-66149	222
			251217	207700	-43517	666885	600736	-66149	2220
			251217	207700	-43517	372209	365141	-7069	22201
						294676	235595	-59080	22209
			498858	347517	-151340	210578	208359	-2219	23
			498858	347517	-151340	210578	208359	-2219	239
			465522	314753	-150769	162390	147827	-14564	2392 & 2394
			465522	314753	-150769	162390	147827	-14564	23922 & 23941
			7100	12248	5147	23801	25802	2001	2395
			7100	12248	5147	23801	25802	2001	23951
			26236	20517	-5719	24387	34731	10344	2396
			26236	20517	-5719	24387	34731	10344	23961
			36511	40554	4043	206778	242269	35491	24
			36511	40554	4043	206778	242269	35491	241
			36511	40554	4043	206778	242269	35491	2410
			28044	31200	3156	43949	79440	35491	24106
			8467	9354	887	162829	162829		24108
			200	420	220	31405	12105	-19300	25
			200	420	220	31405	12105	-19300	251
			200	420	220	31405	12105	-19300	2511
			200	420	220	31405	12105	-19300	25112 & 25119
									259
									2599
									25991 & 25997
			598599	450186	-148413	179223	391205	211982	27
			598599	450186	-148413	179223	391205	211982	272 & 273
			598599	450186	-148413	179223	391205	211982	2720 & 2732
			598599	450186	-148413	179223	391205	211982	27203 & 27320
			122507	105945	-16561	344044	333974	-10070	28
			122507	105945	-16561	344044	333974	-10070	282
			122507	105945	-16561	344044	333974	-10070	2821
			122507	105945	-16561	344044	333974	-10070	28211
			406690	396696	-9995	533545	634064	100519	29
			406690	396696	-9995	533545	634064	100519	293
			406690	396696	-9995	533545	634064	100519	2930
			406690	396696	-9995	533545	634064	100519	29301
									31
									310
									3100
									31001

TABLE - 14.0 **VALUE OF ENERGY AND WATER** **BALOCHISTAN**

2015-16

Value in '000' Rs

Industry Code	Industry Major Groups & Industries	No. of establishments	FUEL		Electricity	GAS	Water	Total
			Diesel, Petrol, Furnace oil	Coal, Firewood				
1	2	3	4	5	6	7	8	9
C	**ALL INDUSTIRES**	**342**	**584069**	**1901327**	**8085857**	**1703021**	**236497**	**12510770**
10	FOOD PRODUCTS	147	68928	2116	774591	304706	30633	1180975
104	Vegetable & animal oils/ fats	3			17393			17393
1040	Vegetable & animal oils & fats	3			17393			17393
10401	Crude / refined vegetable oils	3			17393			17393
106	Grain mill products, starches etc	124	6569		254044	1332	2490	264436
1061	Grain mill products	124	6569		254044	1332	2490	264436
10611	Grain milling.	33	6491		137000	450	2490	146432
10612	Rice milling.	91	78		117045	882		118005
107 &	Other food products							
108	Prepared animal feeds	20	62359	2116	503153	303374	28143	899145
1071 &	Bakery products							
1073	Chocolate & sugar confectionery	13	1863	2116	471008	40984	9951	525923
10711 &	Bread & rolls							
10712	Pastry, cakes, pies etc.	9	1863	2116	2441	3600		10020
10713 &	Rusks, biscuits & bakery products							
10732	Chocolate & sugar confectionery	4			468568	37384	9951	515903
1079 &	Other food products n.e.c.							
1080	Prepared animal feeds	7	60496		32145	262390	18192	373222
10798 &	Processing of salt							
10799 &	Others n.e.c.							
10802	Prepared feeds for farm animals	7	60496		32145	262390	18192	373222
11	BEVERAGES	3	2217		9326	120	1680	13343
110	Beverages	3	2217		9326	120	1680	13343
1101 &	Distilling, rectifying/ blending of spirits							
1104	Soft drinks, mineral waters etc	3	2217		9326	120	1680	13343
11010 &	Alcoholic beverages/ distilled spirits							
11043	Soft drinks like lemonade, cola etc.	3	2217		9326	120	1680	13343
13	TEXTILES	16	324226		2271146	862014		3457386
131 &	Spinning, weaving, finishing of textile							
139	Other textiles	16	324226		2271146	862014		3457386
1311	Spinning of textile fibres	7	311845		2248429	642487		3202760
13112	Spinning of yarn or thread	7	311845		2248429	642487		3202760
1312	Weaving of textiles	6	1357		124	196935		198416
13121	Broad woven fabrics	6	1357		124	196935		198416
1313 &	Finishing of textiles							
1399	Other textiles n.e.c.	3	11024		22593	22592		56209
13131 &	Bleaching & dyeing of fabrics							
13999	Others n.e.c.	3	11024		22593	22592		56209
16	WOOD AND WOOD PRODUCTS	3			9546			9546
162	Products of wood, cork, straw etc.	3			9546			9546
1621	Veneer sheets & wood-based panels	3			9546			9546
16212	Plywood/ veneer panel/ laminated sheets	3			9546			9546
17	PAPER AND PAPER PRODUCTS	5			12127	6006	1671	19805
170	Paper & paper products	5			12127	6006	1671	19805
1701 &	Pulp, paper & paperboard							
1702	Corrugated paper/ paperboard & containers	5			12127	6006	1671	19805
17013 &	Paper & paperboard							
17022	Sacks, bags & similar articles of paper	5			12127	6006	1671	19805
19	COKE AND REFINED PETROLEUM PRODUCTS	3			274777		100800	375577
192	Refined petroleum products	3			274777		100800	375577
1920	Refined petroleum products	3			274777		100800	375577
19201 &	Production of motor fuel/ kerosene etc.							
19203	Oil-based lubricating oils or greases	3			274777		100800	375577
20	CHEMICALS AND CHEMICAL PRODUCTS	8	34		92170	17869	158	110231
201	Basic chemicals, fertilizers etc.	4			82511	16031		98542
2011 &	Basic chemicals							
2013	Plastics & synthetic rubber	4			82511	16031		98542
20113 &	Manufacture of inorganic acids & bases							
20115 &	Basic organic chemicals							
20131	Plastics in primary forms	4			82511	16031		98542
202	Other chemical products	4	34		9658	1838	158	11688
2023 &	Soap, perfumes & toilet preparations							
2029	Other chemical products n.e.c.	4	34		9658	1838	158	11688
20232 &	Soap							
20299	Others n.e.c.	4	34		9658	1838	158	11688

TABLE - 14.0 **VALUE OF ENERGY AND WATER** **BALOCHISTAN**

2015-16

Value in '000' Rs

Industry Code	Industry Major Groups & Industries	No. of establishments	FUEL		Electricity	GAS	Water	Total
			Diesel, Petrol, Furnace oil	Coal, Firewood				
1	2	3	4	5	6	7	8	9
21	BASIC PHARMACEUTICAL PRODUCTS	16	33479		317175	73708	27939	452301
210	Pharmaceuticals	16	33479		317175	73708	27939	452301
2100	Pharmaceuticals	16	33479		317175	73708	27939	452301
21001	Medicinal active substances	16	33479		317175	73708	27939	452301
22	RUBBER AND PLASTICS PRODUCTS	17	9767		346716	79960	421	436864
222	Plastics products	17	9767		346716	79960	421	436864
2220	Plastics products	17	9767		346716	79960	421	436864
22201	Plastic products for packing of goods	13	9767		317241	79960	421	407389
22209	Other diverse plastic products	4			29475			29475
23	OTHER NON-METALLIC MINERAL PRODUCTS	64	83796	1838479	2210481	66063	27115	4225934
239	Non-metallic mineral products n.e.c.	64	83796	1838479	2210481	66063	27115	4225934
2392 &	Clay building materials							
2394	Cement, lime & plaster	8	81736	1829285	2083273	66018	9966	4070279
23922 &	Non-refractory clay building materials							
23941	Clinkers & hydraulic cement	8	81736	1829285	2083273	66018	9966	4070279
2395	Articles of concrete, cement & plaster	12	1545	9194	30211	23	3038	44011
23951	Precast concrete, cement or stone	12	1545	9194	30211	23	3038	44011
2396	Cutting, shaping & finishing of stone	44	515		96997	22	14111	111644
23961	Cutting, shaping & finishing of stone	44	515		96997	22	14111	111644
24	BASIC METALS	30	32167	1911	896195	245191	8433	1183897
241	Basic iron & steel	30	32167	1911	896195	245191	8433	1183897
2410	Basic iron & steel	30	32167	1911	896195	245191	8433	1183897
24106	Hot/cold-rolled products of steel	28	5343	1911	863729	227849	8433	1107265
24108	Welded tubes & pipes of steel	2	26824		32466	17342		76632
25	FABRICATED METAL PRODUCTS	6	36		217516		100	217652
251	Structural metal products etc	2	36		214907			214943
2511	Structural metal products	2	36		214907			214943
25112 &	Metal door, window, shutter, gates etc							
25119	Others n.e.c.	2	36		214907			214943
259	Other fabricated metal products	4			2609		100	2709
2599	Other fabricated metal products n.e.c.	4			2609		100	2709
25991 &	Cans, drums, buckets, boxes, tins etc							
25997	Various metal articles	4			2609		100	2709
27	ELECTRICAL EQUIPMENT	10	3884		116668	28950	1830	151331
272 &	Batteries & accumulators							
273	Wiring & wiring devices	10	3884		116668	28950	1830	151331
2720 &	Batteries & accumulators							
2732	Other electric wires & cables	10	3884		116668	28950	1830	151331
27203 &	Lead acid/ lithium/ dry/ wet batteries							
27320	Insulated wire & cable	10	3884		116668	28950	1830	151331
28	MACHINERY AND EQUIPMENT N.E.C.	3	6269	58820	105996	8391	7379	186855
282	Special-purpose machinery	3	6269	58820	105996	8391	7379	186855
2821	Agricultural & forestry machinery	3	6269	58820	105996	8391	7379	186855
28211	Tractors	3	6269	58820	105996	8391	7379	186855
29	MOTOR VEHICLES, TRAILERS AND SEMI	9	19128		430875	10042	28257	488302
293	Parts & accessories for motor vehicles	9	19128		430875	10042	28257	488302
2930	Parts & accessories for motor vehicles	9	19128		430875	10042	28257	488302
29301	Parts & accessories for motor vehicles	9	19128		430875	10042	28257	488302
31	FURNITURE	2	137		553		81	770
310	Furniture	2	137		553		81	770
3100	Furniture	2	137		553		81	770
31001	Furniture & fixtures.	2	137		553		81	770

TABLE - 15.0 **FINANCIAL EXPENDITURES** **BALOCHISTAN**

2015-16

Value in '000' Rs

Industry Code	Industry Major Groups & Industries	No. of establishments	Total Financial Expenses Col (7+8)	Interest Paid	Interest Received	Interest Paid minus Interest received	Payments for Bank Charges
1	2	3	4	5	6	7	8
C	**ALL INDUSTIRES**	**342**	**4512316**	**5265983**	**931467**	**4334516**	**177801**
10	FOOD PRODUCTS	147	987975	975847	28381	947466	40508
104	Vegetable & animal oils/ fats	3					
1040	Vegetable & animal oils & fats	3					
10401	Crude / refined vegetable oils	3					
106	Grain mill products, starches etc	124	178212	174771	1168	173603	4609
1061	Grain mill products	124	178212	174771	1168	173603	4609
10611	Grain milling.	33	173954	174771	1168	173603	351
10612	Rice milling.	91	4258				4258
107 & 108	Other food products Prepared animal feeds	20	809763	801076	27213	773863	35899
1071 & 1073	Bakery products Chocolate & sugar confectionery	13	816472	787308		787308	29164
10711 & 10712	Bread & rolls Pastry, cakes, pies etc.	9	98				98
10713 & 10732	Rusks, biscuits & bakery products Chocolate & sugar confectionery	4	816374	787308		787308	29066
1079 & 1080	Other food products n.e.c. Prepared animal feeds	7	-6710	13768	27213	-13445	6735
10798 & 10799 & 10802	Processing of salt Others n.e.c. Prepared feeds for farm animals	7	-6710	13768	27213	-13445	6735
11	BEVERAGES	3	-313		394	-394	81
110	Beverages	3	-313		394	-394	81
1101 & 1104	Distilling, rectifying/ blending of spirits Soft drinks, mineral waters etc	3	-313		394	-394	81
11010 & 11043	Alcoholic beverages/ distilled spirits Soft drinks like lemonade, cola etc.	3	-313		394	-394	81
13	TEXTILES	16	237754	233820	5350	228470	9284
131 & 139	Spinning, weaving, finishing of textile Other textiles	16	237754	233820	5350	228470	9284
1311	Spinning of textile fibres	7	229725	227238	4527	222711	7015
13112	Spinning of yarn or thread	7	229725	227238	4527	222711	7015
1312	Weaving of textiles	6					
13121	Broad woven fabrics	6					
1313 & 1399	Finishing of textiles Other textiles n.e.c.	3	8029	6582	823	5759	2270
13131 & 13999	Bleaching & dyeing of fabrics Others n.e.c.	3	8029	6582	823	5759	2270
16	WOOD AND WOOD PRODUCTS	3					
162	Products of wood, cork, straw etc.	3					
1621	Veneer sheets & wood-based panels	3					
16212	Plywood/ veneer panel/ laminated sheets	3					
17	PAPER AND PAPER PRODUCTS	5	-1778		2105	-2105	327
170	Paper & paper products	5	-1778		2105	-2105	327
1701 & 1702	Pulp, paper & paperboard Corrugated paper/ paperboard & containers	5	-1778		2105	-2105	327
17013 & 17022	Paper & paperboard Sacks, bags & similar articles of paper	5	-1778		2105	-2105	327
19	COKE AND REFINED PETROLEUM PRODUCTS	3	2987802	3433267	514549	2918718	69085
192	Refined petroleum products	3	2987802	3433267	514549	2918718	69085
1920	Refined petroleum products	3	2987802	3433267	514549	2918718	69085
19201 & 19203	Production of motor fuel/ kerosene etc. Oil-based lubricating oils or greases	3	2987802	3433267	514549	2918718	69085
20	CHEMICALS AND CHEMICAL PRODUCTS	8	-122607	11784	135969	-124185	1579
201	Basic chemicals, fertilizers etc.	4	-122607	11784	135969	-124185	1579
2011 & 2013	Basic chemicals Plastics & synthetic rubber	4	-122607	11784	135969	-124185	1579
20113 & 20115 & 20131	Manufacture of inorganic acids & bases Basic organic chemicals Plastics in primary forms	4	-122607	11784	135969	-124185	1579
202	Other chemical products	4					
2023 & 2029	Soap, perfumes & toilet preparations Other chemical products n.e.c.	4					
20232 & 20299	Soap Others n.e.c.	4					

TABLE - 15.0 **FINANCIAL EXPENDITURES** **BALOCHISTAN**

2015-16

Value in '000' Rs

Industry Code	Industry Major Groups & Industries	No. of establishments	Total Financial Expenses Col (7+8)	Interest Paid	Interest Received	Interest Paid minus Interest received	Payments for Bank Charges
1	2	3	4	5	6	7	8
21	BASIC PHARMACEUTICAL PRODUCTS	16	36057	94486	67403	27083	8974
210	Pharmaceuticals	16	36057	94486	67403	27083	8974
2100	Pharmaceuticals	16	36057	94486	67403	27083	8974
21001	Medicinal active substances	16	36057	94486	67403	27083	8974
22	RUBBER AND PLASTICS PRODUCTS	17	122267	129947	9725	120222	2046
222	Plastics products	17	122267	129947	9725	120222	2046
2220	Plastics products	17	122267	129947	9725	120222	2046
22201	Plastic products for packing of goods	13	122267	129947	9725	120222	2046
22209	Other diverse plastic products	4					
23	OTHER NON-METALLIC MINERAL PRODUCTS	64	1569	3824	21486	-17662	19231
239	Non-metallic mineral products n.e.c.	64	1569	3824	21486	-17662	19231
2392 & 2394	Clay building materials Cement, lime & plaster	8	-113	3189	21486	-18297	18184
23922 & 23941	Non-refractory clay building materials Clinkers & hydraulic cement	8	-113	3189	21486	-18297	18184
2395	Articles of concrete, cement & plaster	12	1268	635		635	633
23951	Precast concrete, cement or stone	12	1268	635		635	633
2396	Cutting, shaping & finishing of stone	44	414				414
23961	Cutting, shaping & finishing of stone	44	414				414
24	BASIC METALS	30	71252	55176		55176	16075
241	Basic iron & steel	30	71252	55176		55176	16075
2410	Basic iron & steel	30	71252	55176		55176	16075
24106	Hot/cold-rolled products of steel	28	19383	18023		18023	1359
24108	Welded tubes & pipes of steel	2	51869	37153		37153	14716
25	FABRICATED METAL PRODUCTS	6	22816	22107		22107	709
251	Structural metal products etc	2	22781	22107		22107	674
2511	Structural metal products	2	22781	22107		22107	674
25112 & 25119	Metal door, window, shutter, gates etc Others n.e.c.	2	22781	22107		22107	674
259	Other fabricated metal products	4	35				35
2599	Other fabricated metal products n.e.c.	4	35				35
25991 & 25997	Cans, drums, buckets, boxes, tins etc Various metal articles	4	35				35
27	ELECTRICAL EQUIPMENT	10	90934	103411	19042	84369	6566
272 & 273	Batteries & accumulators Wiring & wiring devices	10	90934	103411	19042	84369	6566
2720 & 2732	Batteries & accumulators Other electric wires & cables	10	90934	103411	19042	84369	6566
27203 & 27320	Lead acid/ lithium/ dry/ wet batteries Insulated wire & cable	10	90934	103411	19042	84369	6566
28	MACHINERY AND EQUIPMENT N.E.C.	3	189762	200717	12056	188661	1100
282	Special-purpose machinery	3	189762	200717	12056	188661	1100
2821	Agricultural & forestry machinery	3	189762	200717	12056	188661	1100
28211	Tractors	3	189762	200717	12056	188661	1100
29	MOTOR VEHICLES, TRAILERS AND SEMI	9	-111174	1596	115006	-113410	2236
293	Parts & accessories for motor vehicles	9	-111174	1596	115006	-113410	2236
2930	Parts & accessories for motor vehicles	9	-111174	1596	115006	-113410	2236
29301	Parts & accessories for motor vehicles	9	-111174	1596	115006	-113410	2236
31	FURNITURE	2					
310	Furniture	2					
3100	Furniture	2					
31001	Furniture & fixtures.	2					

TABLE-2.0 **SUMMARY STATISTICS** **ISLAMABAD**

2015-16

Value in '000' Rs

Industry Code	Industry Major Groups & Industries	No. of establishments	Value of fixed assets at the end of the year	Additions / altrations made during the year (GFCF)	Changes in stocks	Average daily persons engaged (No.)	Employment cost	Industrial cost
1	2	3	4	5	6	7	8	9
C	**ALL INDUSTIRES**	**324**	**32121466**	**4598248**	**5991343**	**20721**	**7178508**	**117133797**
10	FOOD PRODUCTS	74	7146879	1435341	5289400	5204	1762472	60250778
101	Processing & preserving of meat	2	72895		15332	251	67916	69527
1010	Processing & preserving of meat	2	72895		15332	251	67916	69527
10104	Meat products	2	72895		15332	251	67916	69527
104	Vegetable & animal oils/ fats	6	1101561	114328	943160	571	245160	6953145
1040	Vegetable & animal oils & fats	6	1101561	114328	943160	571	245160	6953145
10401	Crude / refined vegetable oils	6	1101561	114328	943160	571	245160	6953145
106	Grain mill products, starches etc	41	2955068	1009482	159848	1266	267494	23069271
1061	Grain mill products	41	2955068	1009482	159848	1266	267494	23069271
10611	Grain milling.	38	1667043	373060	260644	1125	224373	22431191
10612	Rice milling.	3	1288025	636422	-100796	141	43121	638080
107	Other food products	18	592827	54100	121877	1116	473582	9429082
1071	Bakery products	11	291633	38428	83506	625	313745	927587
10711 &	Bread & rolls							
10712	Pastry, cakes, pies etc.	3	196522	38428	60865	129	227560	672380
10713 &	Rusks, biscuits & bakery products							
10719	Others n.e.c.	8	95111		22641	496	86185	255207
1079	Other food products n.e.c.	7	301194	15672	38371	491	159837	8501495
10792 &	Blending of tea & mate							
10796	Spices, sauces & condiments	4	53124	15672	12615	215	55668	281592
10798 &	Processing of salt							
10799	Others n.e.c.	3	248070		25756	276	104169	8219903
108	Prepared animal feeds	7	2424529	257431	4049183	2000	708320	20729754
1080	Prepared animal feeds	7	2424529	257431	4049183	2000	708320	20729754
10802	Prepared feeds for farm animals	7	2424529	257431	4049183	2000	708320	20729754
11 &	BEVERAGES							
12	TOBACCO PRODUCTS	7	5693141	1271206	126462	919	418160	6689266
110 &	Beverages							
120	Tobacco products	7	5693141	1271206	126462	919	418160	6689266
1104 &	Soft drinks, mineral waters etc							
1200	Tobacco products	7	5693141	1271206	126462	919	418160	6689266
11042	Natural mineral waters/ bottled waters	4	18610	4335	1848	120	27212	21857
11043 &	Soft drinks like lemonade, cola etc.							
12009	Others n.e.c.	3	5674531	1266871	124614	799	390948	6667409
13	TEXTILES	2	40452	7512	745	87	17377	134006
131	Spinning, weaving, finishing of textile	2	40452	7512	745	87	17377	134006
1311	Spinning of textile fibres	2	40452	7512	745	87	17377	134006
13112	Spinning of yarn or thread	2	40452	7512	745	87	17377	134006
14 &	WEARING APPAREL							
15 &	LEATHER PRODUCTS							
16	WOOD AND WOOD PRODUCTS	6	830055	98	-9106	245	48549	291242
141 &	Wearing apparel							
143 &	Knitted & crocheted apparel							
152 &	Footwear							
162	Products of wood, cork, straw etc.	6	830055	98	-9106	245	48549	291242
1410 &	Wearing apparel							
1430 &	Knitted & crocheted apparel							
1520 &	Footwear							
1622	Builders' carpentry & joinery	6	830055	98	-9106	245	48549	291242
14102 &	Outerwear/ work wear							
14302 &	Hosiery, socks, tights & pantyhose etc							
15201 &	Footwear							
16221	Wooden goods of construction industry	6	830055	98	-9106	245	48549	291242
17	PAPER AND PAPER PRODUCTS	5	169686	64560	35062	179	32842	430131
170	Paper & paper products	5	169686	64560	35062	179	32842	430131
1701 &	Pulp, paper & paperboard							
1702 &	Corrugated paper/ paperboard & containers							
1709	Other articles of paper & paperboard	5	169686	64560	35062	179	32842	430131
17013 &	Paper & paperboard							
17021 &	Corrugated paper/ paperboard containers							
17091	Personal hygiene paper product	5	169686	64560	35062	179	32842	430131
18	PRINTING/REPRODUCTION OF RECORDED MEDIA	4	322642	76644	3969	826	535268	391372
181	Printing	4	322642	76644	3969	826	535268	391372
1811	Printing	4	322642	76644	3969	826	535268	391372
18112 &	Printing of books, brochures, maps etc							
18113 &	Printing of postage stamps, cheques etc							
18115	Printing on textile, glass, metal, wood	4	322642	76644	3969	826	535268	391372

TABLE-2.0 **SUMMARY STATISTICS** **ISLAMABAD**

2015-16

Value in '000' Rs

Value of production at Producer Price	Census value added at producer prices	Census value added at factor cost	Contribution to GDP at market prices	Contribution to GDP at producer prices	Contribution to GDP at basic prices	Contribution to GDP at factor cost	Industry Code
10	11	12	13	14	15	16	1
155797352	**38663555**	**36729845**	**36110263**	**31485105**	**29682655**	**29551394**	**C**
72409210	12158432	12010956	10114092	9878444	9756828	9730968	10
211112	141585	141585	105190	105190	105190	105190	101
211112	141585	141585	105190	105190	105190	105190	1010
211112	141585	141585	105190	105190	105190	105190	10104
8499991	1546846	1546846	1132460	1124122	1124122	1124122	104
8499991	1546846	1546846	1132460	1124122	1124122	1124122	1040
8499991	1546846	1546846	1132460	1124122	1124122	1124122	10401
25664789	2595518	2574262	2249358	2246177	2238066	2224921	106
25664789	2595518	2574262	2249358	2246177	2238066	2224921	1061
24857793	2426603	2405346	2151950	2148769	2140658	2127513	10611
806996	168916	168916	97408	97408	97408	97408	10612
11211990	1782908	1657467	1754471	1530342	1416838	1404902	107
1839779	912192	909687	751923	746813	746773	744308	1071
1210127	537747	536507	418360	416410	416370	415170	10711 & 10712
629652	374445	373180	333563	330403	330403	329138	10713 & 10719
9372210	870715	747780	1002548	783529	670065	660594	1079
408869	127277	115081	100677	86711	79946	74515	10792 & 10796
8963342	743438	632699	901871	696819	590119	586080	10798 & 10799
26821328	6091575	6090795	4872612	4872612	4872612	4871833	108
26821328	6091575	6090795	4872612	4872612	4872612	4871833	1080
26821328	6091575	6090795	4872612	4872612	4872612	4871833	10802
11165966	4476699	3243788	6188216	4048582	2815807	2815670	11 & 12
11165966	4476699	3243788	6188216	4048582	2815807	2815670	110 & 120
11165966	4476699	3243788	6188216	4048582	2815807	2815670	1104 & 1200
64242	42384	42278	32740	32410	32410	32303	11042
11101724	4434315	3201510	6155476	4016172	2783397	2783367	11043 & 12009
213355	79349	47675	77969	76393	46393	44719	13
213355	79349	47675	77969	76393	46393	44719	131
213355	79349	47675	77969	76393	46393	44719	1311
213355	79349	47675	77969	76393	46393	44719	13112
633969	342727	337798	342128	338061	333891	333131	14 & 15 & 16
633969	342727	337798	342128	338061	333891	333131	141 & 143 & 152 & 162
633969	342727	337798	342128	338061	333891	333131	1410 & 1430 & 1520 & 1622
633969	342727	337798	342128	338061	333891	333131	14102 & 14302 & 15201 & 16221
646435	216304	191939	305087	203712	179847	179347	17
646435	216304	191939	305087	203712	179847	179347	170
646435	216304	191939	305087	203712	179847	179347	1701 & 1702 & 1709
646435	216304	191939	305087	203712	179847	179347	17013 & 17021 & 17091
1227692	836320	834420	789506	789506	787706	787606	18
1227692	836320	834420	789506	789506	787706	787606	181
1227692	836320	834420	789506	789506	787706	787606	1811
1227692	836320	834420	789506	789506	787706	787606	18112 & 18113 & 18115

TABLE-2.0 **SUMMARY STATISTICS** **ISLAMABAD**

2015-16

Value in '000' Rs

Industry Code	Industry Major Groups & Industries	No. of establishments	Value of fixed assets at the end of the year	Additions / altrations made during the year (GFCF)	Changes in stocks	Average daily persons engaged (No.)	Employment cost	Industrial cost
1	2	3	4	5	6	7	8	9
20	CHEMICALS AND CHEMICAL PRODUCTS	10	126224	17876	12189	192	22809	262499
201	Basic chemicals, fertilizers etc.	2	22898	63		27	8991	122815
2011 &	Basic chemicals							
2013	Plastics & synthetic rubber	2	22898	63		27	8991	122815
20112 &	Dyes & pigments in basic form							
20131	Plastics in primary forms	2	22898	63		27	8991	122815
202	Other chemical products	8	103326	17813	12189	165	13818	139684
2022	Paints, varnishes & printing ink etc.	2	50400		-233	28	4727	7824
20221	Paints & varnishes etc	2	50400		-233	28	4727	7824
2023	Soap, perfumes & toilet preparations	6	52926	17813	12422	137	9091	131861
20232 &	Soap							
20234	Detergent, dish-washing preparation etc	6	52926	17813	12422	137	9091	131861
21	BASIC PHARMACEUTICAL PRODUCTS	66	5452135	790144	-274035	7298	2274773	7880258
210	Pharmaceuticals	66	5452135	790144	-274035	7298	2274773	7880258
2100	Pharmaceuticals	66	5452135	790144	-274035	7298	2274773	7880258
21001 &	Medicinal active substances							
21003	Medicaments/ homeopathic preparations	66	5452135	790144	-274035	7298	2274773	7880258
22	RUBBER AND PLASTICS PRODUCTS	18	447764	69360	70568	521	119454	856786
222	Plastics products	18	447764	69360	70568	521	119454	856786
2220	Plastics products	18	447764	69360	70568	521	119454	856786
22201	Plastic products for packing of goods	12	308838	26689	66383	343	93747	747032
22203	Plastic tableware, kitchenware etc	2	23900		2625	70	8902	18395
22209	Other diverse plastic products	4	115025	42671	1561	108	16805	91359
23	OTHER NON-METALLIC MINERAL PRODUCTS	54	4472440	59440	-171934	1743	861481	3352077
239	Non-metallic mineral products n.e.c.	54	4472440	59440	-171934	1743	861481	3352077
2392 &	Clay building materials							
2394	Cement, lime & plaster	6	4253419	18587	-173201	1159	785661	3068692
23922 &	Non-refractory clay building materials							
23941	Clinkers & hydraulic cement	6	4253419	18587	-173201	1159	785661	3068692
2395	Articles of concrete, cement & plaster	10	12947	50	-8082	120	14789	76993
23951	Precast concrete, cement or stone	10	12947	50	-8082	120	14789	76993
2396	Cutting, shaping & finishing of stone	38	206074	40803	9349	464	61031	206392
23961	Cutting, shaping & finishing of stone	38	206074	40803	9349	464	61031	206392
24	BASIC METALS	32	5473333	672717	1015566	1629	607672	32130650
241	Basic iron & steel	29	5437858	672717	1033681	1541	577886	31755551
2410	Basic iron & steel	29	5437858	672717	1033681	1541	577886	31755551
24104 &	Remelting of scrap ingot of iron/ steel							
24106	Hot/cold-rolled products of steel	22	3639536	317272	382888	1291	365269	26706444
24108	Welded tubes & pipes of steel	7	1798322	355445	650793	250	212617	5049107
242 &	Basic precious & non-ferrous metals							
243	Casting of metals	3	35475		-18115	88	29786	375099
2420 &	Basic precious & non-ferrous metals							
2431	Casting of iron & steel	3	35475		-18115	88	29786	375099
24202 &	Aluminium & alloys							
24311	Casting of iron	3	35475		-18115	88	29786	375099
25	FABRICATED METAL PRODUCTS	14	237516	1165	107545	341	69290	512181
251	Structural metal products etc	9	199262	1165	107283	257	57589	488232
2511	Structural metal products	7	192489	1165	107283	202	43839	352647
25112 &	Metal door, window, shutter, gates etc							
25119	Others n.e.c.	7	192489	1165	107283	202	43839	352647
2512	Tanks, reservoirs & containers of metal	2	6773			55	13750	135585
25122	Metal containers for gas	2	6773			55	13750	135585
259	Other fabricated metal products	5	38254		262	84	11701	23949
2593	Cutlery, h& tools & general hardware	5	38254		262	84	11701	23949
25932	Knives, h& tools, saw blades etc	3	10124		262	51	7489	6483
25934	Other tools of such nature n.e.c.	2	28130			33	4212	17466
26	COMPUTER, ELECTRONIC AND OPTICAL PRODUCTS	3	163835	8122	21971	193	87281	474825
261 &	Electronic components & boards							
263 &	Communication equipment							
264	Consumer electronics	3	163835	8122	21971	193	87281	474825
2610 &	Electronic components & boards							
2630 &	Communication equipment							
2640	Consumer electronics	3	163835	8122	21971	193	87281	474825
26109 &	Others n.e.c.							
26303 &	Cable television equipment, antenna etc							
26409	Others n.e.c.	3	163835	8122	21971	193	87281	474825

TABLE-2.0 **SUMMARY STATISTICS** **ISLAMABAD**

2015-16

Value in '000' Rs

Value of production at Producer Price	Census value added at producer prices	Census value added at factor cost	Contribution to GDP at market prices	Contribution to GDP at producer prices	Contribution to GDP at basic prices	Contribution to GDP at factor cost	Industry Code
10	11	12	13	14	15	16	1
378595	116096	113297	89636	85291	83901	82492	20
160699	37884	37884	24990	24852	24852	24852	201
160699	37884	37884	24990	24852	24852	24852	2011 & 2013
160699	37884	37884	24990	24852	24852	24852	20112 & 20131
217896	78212	75413	64646	60439	59049	57640	202
27508	19684	18517	14700	14700	14700	13533	2022
27508	19684	18517	14700	14700	14700	13533	20221
190388	58528	56896	49946	45739	44349	44107	2023
190388	58528	56896	49946	45739	44349	44107	20232 & 20234
16078411	8198153	8178113	5349235	5157356	5140964	5137315	21
16078411	8198153	8178113	5349235	5157356	5140964	5137315	210
16078411	8198153	8178113	5349235	5157356	5140964	5137315	2100
16078411	8198153	8178113	5349235	5157356	5140964	5137315	21001 & 21003
1219608	362822	347503	379278	336234	327931	320915	22
1219608	362822	347503	379278	336234	327931	320915	222
1219608	362822	347503	379278	336234	327931	320915	2220
1034171	287139	271852	302852	266321	258018	251034	22201
38111	19716	19716	25672	19185	19185	19185	22203
147326	55967	55935	50755	50728	50728	50695	22209
7217257	3865180	3606526	4457840	3596200	3340888	3337546	23
7217257	3865180	3606526	4457840	3596200	3340888	3337546	239
6617011	3548319	3292173	4154075	3300465	3045153	3044319	2392 & 2394
6617011	3548319	3292173	4154075	3300465	3045153	3044319	23922 & 23941
110108	33115	32888	35145	27145	27145	26918	2395
110108	33115	32888	35145	27145	27145	26918	23951
490138	283746	281465	268619	268590	268590	266309	2396
490138	283746	281465	268619	268590	268590	266309	23961
38012522	5881872	5739625	5920555	5201764	5130738	5059517	24
37522688	5767137	5624890	5832025	5113234	5042208	4970987	241
37522688	5767137	5624890	5832025	5113234	5042208	4970987	2410
31169565	4463121	4321566	4190899	3756284	3685885	3614729	24104 & 24106
6353123	1304016	1303324	1641126	1356950	1356323	1356259	24108
489834	114735	114735	88530	88530	88530	88530	242 & 243
489834	114735	114735	88530	88530	88530	88530	2420 & 2431
489834	114735	114735	88530	88530	88530	88530	24202 & 24311
797876	285695	278312	195373	172125	169235	164742	25
740734	252502	245244	163663	140916	138126	133658	251
577771	225124	217866	118103	116133	113343	108875	2511
577771	225124	217866	118103	116133	113343	108875	25112 & 25119
162963	27378	27378	45560	24783	24783	24783	2512
162963	27378	27378	45560	24783	24783	24783	25122
57142	33193	33068	31709	31209	31109	31084	259
57142	33193	33068	31709	31209	31109	31084	2593
27037	20554	20554	19850	19850	19850	19850	25932
30105	12639	12514	11859	11359	11259	11234	25934
843613	368788	341371	358569	351094	323719	323677	26
843613	368788	341371	358569	351094	323719	323677	261 & 263 & 264
843613	368788	341371	358569	351094	323719	323677	2610 & 2630 & 2640
843613	368788	341371	358569	351094	323719	323677	26109 & 26303 & 26409

TABLE-2.0 **SUMMARY STATISTICS** **ISLAMABAD**

2015-16

Value in '000' Rs

Industry Code	Industry Major Groups & Industries	No. of establishments	Value of fixed assets at the end of the year	Additions / altrations made during the year (GFCF)	Changes in stocks	Average daily persons engaged (No.)	Employment cost	Industrial cost
1	2	3	4	5	6	7	8	9
27	ELECTRICAL EQUIPMENT	16	907413	87369	-173354	531	115267	1930461
271	Electric motor, generator, transformer	9	66889	27983	1320	257	70793	228608
2710	Electric motors, generators, transformers etc.	9	66889	27983	1320	257	70793	228608
27102 &	Electric motors/ power generators etc							
27103	Electric power distribution panel etc.	9	66889	27983	1320	257	70793	228608
272 &	Batteries & accumulators							
273	Wiring & wiring devices	3	194993	17874	-110145	190	26776	1216745
2720 &	Batteries & accumulators							
2732	Other electric wires & cables	3	194993	17874	-110145	190	26776	1216745
27203 &	Lead acid/ lithium/ dry/ wet batteries							
27320	Insulated wire & cable	3	194993	17874	-110145	190	26776	1216745
275	Domestic appliances	4	645532	41512	-64530	84	17698	485108
2750	Domestic appliances	4	645532	41512	-64530	84	17698	485108
27501	Domestic electric appliances	4	645532	41512	-64530	84	17698	485108
29	MOTOR VEHICLES, TRAILERS AND SEMI	3	524355	26002	-35096	346	123829	801891
291 &	Motor vehicles							
293	Parts & accessories for motor vehicles	3	524355	26002	-35096	346	123829	801891
2910 &	Motor vehicles							
2930	Parts & accessories for motor vehicles	3	524355	26002	-35096	346	123829	801891
29101 &	Passenger cars, commercial busses etc.							
29301	Parts & accessories for motor vehicles	3	524355	26002	-35096	346	123829	801891
31	FURNITURE	8	64441		-27530	136	22747	315063
310	Furniture	8	64441		-27530	136	22747	315063
3100	Furniture	8	64441		-27530	136	22747	315063
31001 &	Furniture & fixtures.							
31004	Furniture for kitchen bedrooms etc.	8	64441		-27530	136	22747	315063
32	OTHER MANUFACTURING	2	49155	10692	-1080	331	59237	430310
329	Other manufacturing n.e.c.	2	49155	10692	-1080	331	59237	430310
3290	Other manufacturing n.e.c.	2	49155	10692	-1080	331	59237	430310
32903	Pens, pencils & stamps etc.	2	49155	10692	-1080	331	59237	430310

TABLE-2.0 **SUMMARY STATISTICS** **ISLAMABAD**

2015-16

Value in '000' Rs

Value of production at Producer Price	Census value added at producer prices	Census value added at factor cost	Contribution to GDP at market prices	Contribution to GDP at producer prices	Contribution to GDP at basic prices	Contribution to GDP at factor cost	Industry Code
10	11	12	13	14	15	16	1
2576121	645660	637028	830888	556049	551397	547418	27
409189	180581	172000	183357	161689	157037	153108	271
409189	180581	172000	183357	161689	157037	153108	2710
409189	180581	172000	183357	161689	157037	153108	27102 & 27103
1360955	144210	144159	342391	96775	96775	96724	272 & 273
1360955	144210	144159	342391	96775	96775	96724	2720 & 2732
1360955	144210	144159	342391	96775	96775	96724	27203 & 27320
805977	320869	320869	305140	297586	297586	297586	275
805977	320869	320869	305140	297586	297586	297586	2750
805977	320869	320869	305140	297586	297586	297586	27501
1247819	445928	439410	352900	337858	336973	331340	29
1247819	445928	439410	352900	337858	336973	331340	291 & 293
1247819	445928	439410	352900	337858	336973	331340	2910 & 2930
1247819	445928	439410	352900	337858	336973	331340	29101 & 29301
448752	133689	132243	122703	120148	120148	118702	31
448752	133689	132243	122703	120148	120148	118702	310
448752	133689	132243	122703	120148	120148	118702	3100
448752	133689	132243	122703	120148	120148	118702	31001 & 31004
680150	249840	249840	236289	236289	236289	236289	32
680150	249840	249840	236289	236289	236289	236289	329
680150	249840	249840	236289	236289	236289	236289	3290
680150	249840	249840	236289	236289	236289	236289	32903

TABLE - 3.0 A **EMPLOYMENT AND EMPLOYMENT COST (ALL EMPLOYEES)** **ISLAMABAD**

2015-16

Value in '000' Rs

Industry Code	Major Groups & Industries	No. of establishments	Average daily employment			Employment cost during the year			
			Total	Male	Female	Total	Wages and salaries	Other cash payment	Payments in kind
1	2	3	4	5	6	7	8	9	10
C	**ALL INDUSTIRES**	**324**	**20199**	**18314**	**1885**	**7178508**	**7041265**	**117391**	**19851**
10	FOOD PRODUCTS	74	5055	4921	134	1762472	1680942	68711	12820
101	Processing & preserving of meat	2	209	209		67916	55220	12550	146
1010	Processing & preserving of meat	2	209	209		67916	55220	12550	146
10104	Meat products	2	209	209		67916	55220	12550	146
104	Vegetable & animal oils/ fats	6	571	561	10	245160	219100	24550	1510
1040	Vegetable & animal oils & fats	6	571	561	10	245160	219100	24550	1510
10401	Crude / refined vegetable oils	6	571	561	10	245160	219100	24550	1510
106	Grain mill products, starches etc	41	1236	1236		267494	252750	10445	4299
1061	Grain mill products	41	1236	1236		267494	252750	10445	4299
10611	Grain milling.	38	1096	1096		224373	209843	10232	4299
10612	Rice milling.	3	140	140		43121	42908	213	
107	Other food products	18	1042	918	124	473582	456942	9874	6766
1071	Bakery products	11	601	485	116	313745	297743	9467	6535
10711 &	Bread & rolls								
10712	Pastry, cakes, pies etc.	3	126	126		227560	216341	9467	1752
10713 &	Rusks, biscuits & bakery products								
10719	Others n.e.c.	8	475	359	116	86185	81402		4783
1079	Other food products n.e.c.	7	441	433	8	159837	159199	407	231
10792 &	Blending of tea & mate								
10796	Spices, sauces & condiments	4	215	207	8	55668	55090	407	171
10798 &	Processing of salt								
10799	Others n.e.c.	3	226	226		104169	104109		60
108	Prepared animal feeds	7	1997	1997		708320	696930	11291	99
1080	Prepared animal feeds	7	1997	1997		708320	696930	11291	99
10802	Prepared feeds for farm animals	7	1997	1997		708320	696930	11291	99
11 &	BEVERAGES								
12	TOBACCO PRODUCTS	7	912	900	12	418160	412866	3894	1400
110 &	Beverages								
120	Tobacco products	7	912	900	12	418160	412866	3894	1400
1104 &	Soft drinks, mineral waters etc								
1200	Tobacco products	7	912	900	12	418160	412866	3894	1400
11042	Natural mineral waters/ bottled waters	4	116	115	1	27212	27212		
11043 &	Soft drinks like lemonade, cola etc.								
12009	Others n.e.c.	3	796	785	11	390948	385654	3894	1400
13	TEXTILES	2	82	82		17377	17377		
131	Spinning, weaving, finishing of textile	2	82	82		17377	17377		
1311	Spinning of textile fibres	2	82	82		17377	17377		
13112	Spinning of yarn or thread	2	82	82		17377	17377		
14 &	WEARING APPAREL								
15 &	LEATHER PRODUCTS								
16	WOOD AND WOOD PRODUCTS	6	239	173	66	48549	48549		
141 &	Wearing apparel								
143 &	Knitted & crocheted apparel								
152 &	Footwear								
162	Products of wood, cork, straw etc.	6	239	173	66	48549	48549		
1410 &	Wearing apparel								
1430 &	Knitted & crocheted apparel								
1520 &	Footwear								
1622	Builders' carpentry & joinery	6	239	173	66	48549	48549		
14102 &	Outerwear/ work wear								
14302 &	Hosiery, socks, tights & pantyhose etc								
15201 &	Footwear								
16221	Wooden goods of construction industry	6	239	173	66	48549	48549		
17	PAPER AND PAPER PRODUCTS	5	174	174		32842	32076	312	454
170	Paper & paper products	5	174	174		32842	32076	312	454
1701 &	Pulp, paper & paperboard								
1702 &	Corrugated paper/ paperboard & containers								
1709	Other articles of paper & paperboard	5	174	174		32842	32076	312	454
17013 &	Paper & paperboard								
17021 &	Corrugated paper/ paperboard containers								
17091	Personal hygiene paper product	5	174	174		32842	32076	312	454
18	PRINTING/REPRODUCTION OF RECORDED MEDIA	4	825	823	2	535268	535268		
181	Printing	4	825	823	2	535268	535268		
1811	Printing	4	825	823	2	535268	535268		
18112 &	Printing of books, brochures, maps etc								
18113 &	Printing of postage stamps, cheques etc								
18115	Printing on textile, glass, metal, wood	4	825	823	2	535268	535268		

TABLE - 3.0 A **EMPLOYMENT AND EMPLOYMENT COST (ALL EMPLOYEES)** **ISLAMABAD**

2015-16

Value in '000' Rs

Industry Code	Major Groups & Industries	No. of establishments	Average daily employment			Employment cost during the year			
			Total	Male	Female	Total	Wages and salaries	Other cash payment	Payments in kind
1	2	3	4	5	6	7	8	9	10
20	CHEMICALS AND CHEMICAL PRODUCTS	10	186	186		22809	22626	178	6
201	Basic chemicals, fertilizers etc.	2	25	25		8991	8982	9	
2011 &	Basic chemicals								
2013	Plastics & synthetic rubber	2	25	25		8991	8982	9	
20112 &	Dyes & pigments in basic form								
20131	Plastics in primary forms	2	25	25		8991	8982	9	
202	Other chemical products	8	161	161		13818	13644	169	6
2022	Paints, varnishes & printing ink etc.	2	28	28		4727	4704	23	
20221	Paints & varnishes etc	2	28	28		4727	4704	23	
2023	Soap, perfumes & toilet preparations	6	133	133		9091	8940	145	6
20232 &	Soap								
20234	Detergent, dish-washing preparation etc	6	133	133		9091	8940	145	6
21	BASIC PHARMACEUTICAL PRODUCTS	66	7266	5708	1558	2274773	2245149	28605	1020
210	Pharmaceuticals	66	7266	5708	1558	2274773	2245149	28605	1020
2100	Pharmaceuticals	66	7266	5708	1558	2274773	2245149	28605	1020
21001 &	Medicinal active substances								
21003	Medicaments/ homeopathic preparations	66	7266	5708	1558	2274773	2245149	28605	1020
22	RUBBER AND PLASTICS PRODUCTS	18	494	490	4	119454	118172	296	985
222	Plastics products	18	494	490	4	119454	118172	296	985
2220	Plastics products	18	494	490	4	119454	118172	296	985
22201	Plastic products for packing of goods	12	325	321	4	93747	92545	296	905
22203	Plastic tableware, kitchenware etc	2	65	65		8902	8822		80
22209	Other diverse plastic products	4	104	104		16805	16805		
23	OTHER NON-METALLIC MINERAL PRODUCTS	54	1517	1517		861481	860154	698	629
239	Non-metallic mineral products n.e.c.	54	1517	1517		861481	860154	698	629
2392 &	Clay building materials								
2394	Cement, lime & plaster	6	1034	1034		785661	785661		
23922 &	Non-refractory clay building materials								
23941	Clinkers & hydraulic cement	6	1034	1034		785661	785661		
2395	Articles of concrete, cement & plaster	10	103	103		14789	14761	28	
23951	Precast concrete, cement or stone	10	103	103		14789	14761	28	
2396	Cutting, shaping & finishing of stone	38	380	380		61031	59731	670	629
23961	Cutting, shaping & finishing of stone	38	380	380		61031	59731	670	629
24	BASIC METALS	32	1615	1615		607672	603972	3493	206
241	Basic iron & steel	29	1527	1527		577886	574221	3458	206
2410	Basic iron & steel	29	1527	1527		577886	574221	3458	206
24104 &	Remelting of scrap ingot of iron/ steel								
24106	Hot/cold-rolled products of steel	22	1280	1280		365269	361811	3458	
24108	Welded tubes & pipes of steel	7	248	248		212617	212411		206
242 &	Basic precious & non-ferrous metals								
243	Casting of metals	3	88	88		29786	29751	35	
2420 &	Basic precious & non-ferrous metals								
2431	Casting of iron & steel	3	88	88		29786	29751	35	
24202 &	Aluminium & alloys								
24311	Casting of iron	3	88	88		29786	29751	35	
25	FABRICATED METAL PRODUCTS	14	322	320	2	69290	68240	890	160
251	Structural metal products etc	9	249	248	1	57589	56548	890	151
2511	Structural metal products	7	194	193	1	43839	42859	890	90
25112 &	Metal door, window, shutter, gates etc								
25119	Others n.e.c.	7	194	193	1	43839	42859	890	90
2512	Tanks, reservoirs & containers of metal	2	55	55		13750	13689		61
25122	Metal containers for gas	2	55	55		13750	13689		61
259	Other fabricated metal products	5	73	72	1	11701	11692		9
2593	Cutlery, h& tools & general hardware	5	73	72	1	11701	11692		9
25932	Knives, h& tools, saw blades etc	3	44	43	1	7489	7480		9
25934	Other tools of such nature n.e.c.	2	29	29		4212	4212		
26	COMPUTER, ELECTRONIC AND OPTICAL PRODUCTS	3	189	175	14	87281	87281		
261 &	Electronic components & boards								
263 &	Communication equipment								
264	Consumer electronics	3	189	175	14	87281	87281		
2610 &	Electronic components & boards								
2630 &	Communication equipment								
2640	Consumer electronics	3	189	175	14	87281	87281		
26109 &	Others n.e.c.								
26303 &	Cable television equipment, antenna etc								
26409	Others n.e.c.	3	189	175	14	87281	87281		

TABLE - 3.0 A **EMPLOYMENT AND EMPLOYMENT COST (ALL EMPLOYEES)** **ISLAMABAD**

2015-16

Value in '000' Rs

Industry Code	Major Groups & Industries	No. of establishments	Average daily employment			Employment cost during the year			
			Total	Male	Female	Total	Wages and salaries	Other cash payment	Payments in kind
1	2	3	4	5	6	7	8	9	10
27	ELECTRICAL EQUIPMENT	16	521	492	28	115267	107142	7530	595
271	Electric motor, generator, transformer	9	254	225	28	70793	62668	7530	595
2710	Electric motors, generators, transformers etc.	9	254	225	28	70793	62668	7530	595
27102 &	Electric motors/ power generators etc								
27103	Electric power distribution panel etc.	9	254	225	28	70793	62668	7530	595
272 &	Batteries & accumulators								
273	Wiring & wiring devices	3	186	186		26776	26776		
2720 &	Batteries & accumulators								
2732	Other electric wires & cables	3	186	186		26776	26776		
27203 &	Lead acid/ lithium/ dry/ wet batteries								
27320	Insulated wire & cable	3	186	186		26776	26776		
275	Domestic appliances	4	81	81		17698	17698		
2750	Domestic appliances	4	81	81		17698	17698		
27501	Domestic electric appliances	4	81	81		17698	17698		
29	MOTOR VEHICLES, TRAILERS AND SEMI	3	340	331	9	123829	119762	2658	1409
291 &	Motor vehicles								
293	Parts & accessories for motor vehicles	3	340	331	9	123829	119762	2658	1409
2910 &	Motor vehicles								
2930	Parts & accessories for motor vehicles	3	340	331	9	123829	119762	2658	1409
29101 &	Passenger cars, commercial busses etc.								
29301	Parts & accessories for motor vehicles	3	340	331	9	123829	119762	2658	1409
31	FURNITURE	8	132	125	7	22747	22454	126	168
310	Furniture	8	132	125	7	22747	22454	126	168
3100	Furniture	8	132	125	7	22747	22454	126	168
31001 &	Furniture & fixtures.								
31004	Furniture for kitchen bedrooms etc.	8	132	125	7	22747	22454	126	168
32	OTHER MANUFACTURING	2	331	283	48	59237	59237		
329	Other manufacturing n.e.c.	2	331	283	48	59237	59237		
3290	Other manufacturing n.e.c.	2	331	283	48	59237	59237		
32903	Pens, pencils & stamps etc.	2	331	283	48	59237	59237		

TABLE - 3.0 B **AVERAGE DAILY EMPLOYMENT** **ISLAMABAD**

2015-16

Value in '000' Rs

Industry Code	Industry Major Groups and Industries	No. of establishments	Working proprietors			Contributing family worker		
			Total	Male	Female	Total	Male	Female
1	2	3	4	5	6	7	8	9
C	**ALL INDUSTIRES**	**324**	**281**	**280**	**1**	**242**	**241**	**1**
10	FOOD PRODUCTS	74	98	98		51	51	
101	Processing & preserving of meat	2	42	42				
1010	Processing & preserving of meat	2	42	42				
10104	Meat products	2	42	42				
104	Vegetable & animal oils/ fats	6						
1040	Vegetable & animal oils & fats	6						
10401	Crude / refined vegetable oils	6						
106	Grain mill products, starches etc	41	23	23		6	6	
1061	Grain mill products	41	23	23		6	6	
10611	Grain milling.	38	22	22		6	6	
10612	Rice milling.	3	1	1				
107	Other food products	18	29	29		45	45	
1071	Bakery products	11	13	13		12	12	
10711 &	Bread & rolls							
10712	Pastry, cakes, pies etc.	3	3	3				
10713 &	Rusks, biscuits & bakery products							
10719	Others n.e.c.	8	10	10		12	12	
1079	Other food products n.e.c.	7	17	17		33	33	
10792 &	Blending of tea & mate							
10796	Spices, sauces & condiments	4						
10798 &	Processing of salt							
10799	Others n.e.c.	3	17	17		33	33	
108	Prepared animal feeds	7	3	3				
1080	Prepared animal feeds	7	3	3				
10802	Prepared feeds for farm animals	7	3	3				
11 &	BEVERAGES							
12	TOBACCO PRODUCTS	7	3	3		3	3	
110 &	Beverages							
120	Tobacco products	7	3	3		3	3	
1104 &	Soft drinks, mineral waters etc							
1200	Tobacco products	7	3	3		3	3	
11042	Natural mineral waters/ bottled waters	4	2	2		1	1	
11043 &	Soft drinks like lemonade, cola etc.							
12009	Others n.e.c.	3	1	1		2	2	
13	TEXTILES	2	3	3		2	2	
131	Spinning, weaving, finishing of textile	2	3	3		2	2	
1311	Spinning of textile fibres	2	3	3		2	2	
13112	Spinning of yarn or thread	2	3	3		2	2	
14 &	WEARING APPAREL							
15 &	LEATHER PRODUCTS							
16	WOOD AND WOOD PRODUCTS	6	5	5		2	2	
141 &	Wearing apparel							
143 &	Knitted & crocheted apparel							
152 &	Footwear							
162	Products of wood, cork, straw etc.	6	5	5		2	2	
1410 &	Wearing apparel							
1430 &	Knitted & crocheted apparel							
1520 &	Footwear							
1622	Builders' carpentry & joinery	6	5	5		2	2	
14102 &	Outerwear/ work wear							
14302 &	Hosiery, socks, tights & pantyhose etc							
15201 &	Footwear							
16221	Wooden goods of construction industry	6	5	5		2	2	
17	PAPER AND PAPER PRODUCTS	5	5	5				
170	Paper & paper products	5	5	5				
1701 &	Pulp, paper & paperboard							
1702 &	Corrugated paper/ paperboard & containers							
1709	Other articles of paper & paperboard	5	5	5				
17013 &	Paper & paperboard							
17021 &	Corrugated paper/ paperboard containers							
17091	Personal hygiene paper product	5	5	5				
18	PRINTING/REPRODUCTION OF RECORDED MEDIA	4	1	1				
181	Printing	4	1	1				
1811	Printing	4	1	1				
18112 &	Printing of books, brochures, maps etc							
18113 &	Printing of postage stamps, cheques etc							
18115	Printing on textile, glass, metal, wood	4	1	1				

TABLE - 3.0 B **AVERAGE DAILY EMPLOYMENT** **ISLAMABAD**

2015-16

Value in '000' Rs

Industry Code	Industry Major Groups and Industries	No. of establishments	Working proprietors			Contributing family worker		
			Total	Male	Female	Total	Male	Female
1	2	3	4	5	6	7	8	9
20	CHEMICALS AND CHEMICAL PRODUCTS	10	3	3		2	2	
201	Basic chemicals, fertilizers etc.	2	1	1		1	1	
2011 &	Basic chemicals							
2013	Plastics & synthetic rubber	2	1	1		1	1	
20112 &	Dyes & pigments in basic form							
20131	Plastics in primary forms	2	1	1		1	1	
202	Other chemical products	8	2	2		1	1	
2022	Paints, varnishes & printing ink etc.	2						
20221	Paints & varnishes etc	2						
2023	Soap, perfumes & toilet preparations	6	2	2		1	1	
20232 &	Soap							
20234	Detergent, dish-washing preparation etc	6	2	2		1	1	
21	BASIC PHARMACEUTICAL PRODUCTS	66	26	26		6	6	
210	Pharmaceuticals	66	26	26		6	6	
2100	Pharmaceuticals	66	26	26		6	6	
21001 &	Medicinal active substances							
21003	Medicaments/ homeopathic preparations	66	26	26		6	6	
22	RUBBER AND PLASTICS PRODUCTS	18	12	12		15	15	
222	Plastics products	18	12	12		15	15	
2220	Plastics products	18	12	12		15	15	
22201	Plastic products for packing of goods	12	11	11		7	7	
22203	Plastic tableware, kitchenware etc	2	1	1		4	4	
22209	Other diverse plastic products	4				4	4	
23	OTHER NON-METALLIC MINERAL PRODUCTS	54	86	86		140	140	
239	Non-metallic mineral products n.e.c.	54	86	86		140	140	
2392 &	Clay building materials							
2394	Cement, lime & plaster	6	42	42		83	83	
23922 &	Non-refractory clay building materials							
23941	Clinkers & hydraulic cement	6	42	42		83	83	
2395	Articles of concrete, cement & plaster	10	9	9		8	8	
23951	Precast concrete, cement or stone	10	9	9		8	8	
2396	Cutting, shaping & finishing of stone	38	36	36		48	48	
23961	Cutting, shaping & finishing of stone	38	36	36		48	48	
24	BASIC METALS	32	11	11		3	3	
241	Basic iron & steel	29	11	11		3	3	
2410	Basic iron & steel	29	11	11		3	3	
24104 &	Remelting of scrap ingot of iron/ steel							
24106	Hot/cold-rolled products of steel	22	9	9		3	3	
24108	Welded tubes & pipes of steel	7	2	2				
242 &	Basic precious & non-ferrous metals							
243	Casting of metals	3						
2420 &	Basic precious & non-ferrous metals							
2431	Casting of iron & steel	3						
24202 &	Aluminium & alloys							
24311	Casting of iron	3						
25	FABRICATED METAL PRODUCTS	14	7	7		12	12	
251	Structural metal products etc	9	5	5		3	3	
2511	Structural metal products	7	5	5		3	3	
25112 &	Metal door, window, shutter, gates etc							
25119	Others n.e.c.	7	5	5		3	3	
2512	Tanks, reservoirs & containers of metal	2						
25122	Metal containers for gas	2						
259	Other fabricated metal products	5	2	2		9	9	
2593	Cutlery, h& tools & general hardware	5	2	2		9	9	
25932	Knives, h& tools, saw blades etc	3	1	1		6	6	
25934	Other tools of such nature n.e.c.	2	1	1		3	3	
26	COMPUTER, ELECTRONIC AND OPTICAL PRODUCTS	3	4	4				
261 &	Electronic components & boards							
263 &	Communication equipment							
264	Consumer electronics	3	4	4				
2610 &	Electronic components & boards							
2630 &	Communication equipment							
2640	Consumer electronics	3	4	4				
26109 &	Others n.e.c.							
26303 &	Cable television equipment, antenna etc							
26409	Others n.e.c.	3	4	4				

TABLE - 3.0 B **AVERAGE DAILY EMPLOYMENT** **ISLAMABAD**

2015-16

Value in '000' Rs

Industry Code	Industry Major Groups and Industries	No. of establishments	Working proprietors			Contributing family worker		
			Total	Male	Female	Total	Male	Female
1	2	3	4	5	6	7	8	9
27	ELECTRICAL EQUIPMENT	16	9	9		2	2	
271	Electric motor, generator, transformer	9	3	3				
2710	Electric motors, generators, transformers etc.	9	3	3				
27102 &	Electric motors/ power generators etc							
27103	Electric power distribution panel etc.	9	3	3				
272 &	Batteries & accumulators							
273	Wiring & wiring devices	3	4	4				
2720 &	Batteries & accumulators							
2732	Other electric wires & cables	3	4	4				
27203 &	Lead acid/ lithium/ dry/ wet batteries							
27320	Insulated wire & cable	3	4	4				
275	Domestic appliances	4	2	2		2	2	
2750	Domestic appliances	4	2	2		2	2	
27501	Domestic electric appliances	4	2	2		2	2	
29	MOTOR VEHICLES, TRAILERS AND SEMI	3	2	1	1	4	3	1
291 &	Motor vehicles							
293	Parts & accessories for motor vehicles	3	2	1	1	4	3	1
2910 &	Motor vehicles							
2930	Parts & accessories for motor vehicles	3	2	1	1	4	3	1
29101 &	Passenger cars, commercial busses etc.							
29301	Parts & accessories for motor vehicles	3	2	1	1	4	3	1
31	FURNITURE	8	4	4				
310	Furniture	8	4	4				
3100	Furniture	8	4	4				
31001 &	Furniture & fixtures.							
31004	Furniture for kitchen bedrooms etc.	8	4	4				
32	OTHER MANUFACTURING	2						
329	Other manufacturing n.e.c.	2						
3290	Other manufacturing n.e.c.	2						
32903	Pens, pencils & stamps etc.	2						

TABLE - 4.0 A **FIXED ASSETS** **ISLAMABAD**
2015-16
Value in '000' Rs

Industry Code	Industrial Major Groups and Industry	No. of establishments	Value of fixed assets at the beginning of the year	Acquisition, addition, alteration & major improvements during year	Sales proceeds of fixed assets disposed off during year	Capital formation on own account	Gross Fixed Capital Formation (5+6-7+8)	Depreciation for fixed assets	Value of fixed assets at the end of the year
1	2	3	4	5	6	7	8	9	10
C	**ALL INDUSTIRES**	**324**	**28867187**	**4683117**	**101149**	**16280**	**4598248**	**1343969**	**32121466**
10	FOOD PRODUCTS	74	6077220	1446567	21510	10284	1435341	365682	7146879
101	Processing & preserving of meat	2	72895						72895
1010	Processing & preserving of meat	2	72895						72895
10104	Meat products	2	72895						72895
104	Vegetable & animal oils/ fats	6	1096241	118291	11850	7887	114328	109008	1101561
1040	Vegetable & animal oils & fats	6	1096241	118291	11850	7887	114328	109008	1101561
10401	Crude / refined vegetable oils	6	1096241	118291	11850	7887	114328	109008	1101561
106	Grain mill products, starches etc	41	1974041	1013280	6195	2397	1009482	28455	2955068
1061	Grain mill products	41	1974041	1013280	6195	2397	1009482	28455	2955068
10611	Grain milling.	38	1314291	376858	6195	2397	373060	20307	1667043
10612	Rice milling.	3	659750	636422			636422	8148	1288025
107	Other food products	18	573385	57565	3465		54100	34658	592827
1071	Bakery products	11	283501	41893	3465		38428	30296	291633
10711 &	Bread & rolls								
10712	Pastry, cakes, pies etc.	3	188390	41893	3465		38428	30296	196522
10713 &	Rusks, biscuits & bakery products								
10719	Others n.e.c.	8	95111						95111
1079	Other food products n.e.c.	7	289885	15672			15672	4362	301194
10792 &	Blending of tea & mate								
10796	Spices, sauces & condiments	4	41814	15672			15672	4362	53124
10798 &	Processing of salt								
10799	Others n.e.c.	3	248070						248070
108	Prepared animal feeds	7	2360658	257431			257431	193560	2424529
1080	Prepared animal feeds	7	2360658	257431			257431	193560	2424529
10802	Prepared feeds for farm animals	7	2360658	257431			257431	193560	2424529
11 &	BEVERAGES								
12	TOBACCO PRODUCTS	7	4744435	1317255	46049		1271206	322500	5693141
110 &	Beverages								
120	Tobacco products	7	4744435	1317255	46049		1271206	322500	5693141
1104 &	Soft drinks, mineral waters etc								
1200	Tobacco products	7	4744435	1317255	46049		1271206	322500	5693141
11042	Natural mineral waters/ bottled waters	4	15753	4335			4335	1478	18610
11043 &	Soft drinks like lemonade, cola etc.								
12009	Others n.e.c.	3	4728682	1312920	46049		1266871	321022	5674531
13	TEXTILES	2	34634	7512			7512	1694	40452
131	Spinning, weaving, finishing of textile	2	34634	7512			7512	1694	40452
1311	Spinning of textile fibres	2	34634	7512			7512	1694	40452
13112	Spinning of yarn or thread	2	34634	7512			7512	1694	40452
14 &	WEARING APPAREL								
15 &	LEATHER PRODUCTS								
16	WOOD AND WOOD PRODUCTS	6	831574	98			98	1617	830055
141 &	Wearing apparel								
143 &	Knitted & crocheted apparel								
152 &	Footwear								
162	Products of wood, cork, straw etc.	6	831574	98			98	1617	830055
1410 &	Wearing apparel								
1430 &	Knitted & crocheted apparel								
1520 &	Footwear								
1622	Builders' carpentry & joinery	6	831574	98			98	1617	830055
14102 &	Outerwear/ work wear								
14302 &	Hosiery, socks, tights & pantyhose etc								
15201 &	Footwear								
16221	Wooden goods of construction industry	6	831574	98			98	1617	830055
17	PAPER AND PAPER PRODUCTS	5	108319	64560			64560	3193	169686
170	Paper & paper products	5	108319	64560			64560	3193	169686
1701 &	Pulp, paper & paperboard								
1702 &	Corrugated paper/ paperboard & containers								
1709	Other articles of paper & paperboard	5	108319	64560			64560	3193	169686
17013 &	Paper & paperboard								
17021 &	Corrugated paper/ paperboard containers								
17091	Personal hygiene paper product	5	108319	64560			64560	3193	169686
18	PRINTING/REPRODUCTION OF RECORDED MEDIA	4	255844	78068	1425		76644	9846	322642
181	Printing	4	255844	78068	1425		76644	9846	322642
1811	Printing	4	255844	78068	1425		76644	9846	322642
18112 &	Printing of books, brochures, maps etc								
18113 &	Printing of postage stamps, cheques etc								
18115	Printing on textile, glass, metal, wood	4	255844	78068	1425		76644	9846	322642

TABLE - 4.0 A **FIXED ASSETS** **ISLAMABAD**

2015-16

Value in '000' Rs

Industry Code	Industrial Major Groups and Industry	No. of establishments	Value of fixed assets at the beginning of the year	Acquisition, addition, alteration & major improvements during year	Sales proceeds of fixed assets disposed off during year	Capital formation on own account	Gross Fixed Capital Formation (5+6-7+8)	Depreciation for fixed assets	Value of fixed assets at the end of the year
1	2	3	4	5	6	7	8	9	10
20	CHEMICALS AND CHEMICAL PRODUCTS	10	110274	17876			17876	1926	126224
201	Basic chemicals, fertilizers etc.	2	24587	63			63	1752	22898
2011 &	Basic chemicals								
2013	Plastics & synthetic rubber	2	24587	63			63	1752	22898
20112 &	Dyes & pigments in basic form								
20131	Plastics in primary forms	2	24587	63			63	1752	22898
202	Other chemical products	8	85687	17813			17813	174	103326
2022	Paints, varnishes & printing ink etc.	2	50400						50400
20221	Paints & varnishes etc	2	50400						50400
2023	Soap, perfumes & toilet preparations	6	35287	17813			17813	174	52926
20232 &	Soap								
20234	Detergent, dish-washing preparation etc	6	35287	17813			17813	174	52926
21	BASIC PHARMACEUTICAL PRODUCTS	66	5018921	806923	22687	5909	790144	356930	5452135
210	Pharmaceuticals	66	5018921	806923	22687	5909	790144	356930	5452135
2100	Pharmaceuticals	66	5018921	806923	22687	5909	790144	356930	5452135
21001 &	Medicinal active substances								
21003	Medicaments/ homeopathic preparations	66	5018921	806923	22687	5909	790144	356930	5452135
22	RUBBER AND PLASTICS PRODUCTS	18	400519	69360			69360	22115	447764
222	Plastics products	18	400519	69360			69360	22115	447764
2220	Plastics products	18	400519	69360			69360	22115	447764
22201	Plastic products for packing of goods	12	303784	26689			26689	21635	308838
22203	Plastic tableware, kitchenware etc	2	24380					480	23900
22209	Other diverse plastic products	4	72355	42671			42671		115025
23	OTHER NON-METALLIC MINERAL PRODUCTS	54	4504224	63872	4482	50	59440	91224	4472440
239	Non-metallic mineral products n.e.c.	54	4504224	63872	4482	50	59440	91224	4472440
2392 &	Clay building materials								
2394	Cement, lime & plaster	6	4325156	23069	4482		18587	90324	4253419
23922 &	Non-refractory clay building materials								
23941	Clinkers & hydraulic cement	6	4325156	23069	4482		18587	90324	4253419
2395	Articles of concrete, cement & plaster	10	13797			50	50	900	12947
23951	Precast concrete, cement or stone	10	13797			50	50	900	12947
2396	Cutting, shaping & finishing of stone	38	165271	40803			40803		206074
23961	Cutting, shaping & finishing of stone	38	165271	40803			40803		206074
24	BASIC METALS	32	4920856	673619	901		672717	120240	5473333
241	Basic iron & steel	29	4881908	673619	901		672717	116767	5437858
2410	Basic iron & steel	29	4881908	673619	901		672717	116767	5437858
24104 &	Remelting of scrap ingot of iron/ steel								
24106	Hot/cold-rolled products of steel	22	3410425	318174	901		317272	88161	3639536
24108	Welded tubes & pipes of steel	7	1471483	355445			355445	28606	1798322
242 &	Basic precious & non-ferrous metals								
243	Casting of metals	3	38948					3473	35475
2420 &	Basic precious & non-ferrous metals								
2431	Casting of iron & steel	3	38948					3473	35475
24202 &	Aluminium & alloys								
24311	Casting of iron	3	38948					3473	35475
25	FABRICATED METAL PRODUCTS	14	237845	1165			1165	1494	237516
251	Structural metal products etc	9	199591	1165			1165	1494	199262
2511	Structural metal products	7	192207	1165			1165	883	192489
25112 &	Metal door, window, shutter, gates etc								
25119	Others n.e.c.	7	192207	1165			1165	883	192489
2512	Tanks, reservoirs & containers of metal	2	7384					611	6773
25122	Metal containers for gas	2	7384					611	6773
259	Other fabricated metal products	5	38254						38254
2593	Cutlery, h& tools & general hardware	5	38254						38254
25932	Knives, h& tools, saw blades etc	3	10124						10124
25934	Other tools of such nature n.e.c.	2	28130						28130
26	COMPUTER, ELECTRONIC AND OPTICAL PRODUCTS	3	157293	8122			8122	1580	163835
261 &	Electronic components & boards								
263 &	Communication equipment								
264	Consumer electronics	3	157293	8122			8122	1580	163835
2610 &	Electronic components & boards								
2630 &	Communication equipment								
2640	Consumer electronics	3	157293	8122			8122	1580	163835
26109 &	Others n.e.c.								
26303 &	Cable television equipment, antenna etc								
26409	Others n.e.c.	3	157293	8122			8122	1580	163835

TABLE - 4.0 A **FIXED ASSETS** **ISLAMABAD**
2015-16
Value in '000' Rs

Industry Code	Industrial Major Groups and Industry	No. of establishments	Value of fixed assets at the beginning of the year	Acquisition, addition, alteration & major improvements during year	Sales proceeds of fixed assets disposed off during year	Capital formation on own account	Gross Fixed Capital Formation (5+6-7+8)	Depreciation for fixed assets	Value of fixed assets at the end of the year
1	2	3	4	5	6	7	8	9	10
27	ELECTRICAL EQUIPMENT	16	837202	89160	1828	37	87369	17159	907413
271	Electric motor, generator, transformer	9	39074	28969	1023	37	27983	169	66889
2710	Electric motors, generators, transformers etc.	9	39074	28969	1023	37	27983	169	66889
27102 &	Electric motors/ power generators etc								
27103	Electric power distribution panel etc.	9	39074	28969	1023	37	27983	169	66889
272 &	Batteries & accumulators								
273	Wiring & wiring devices	3	194068	18679	805		17874	16949	194993
2720 &	Batteries & accumulators								
2732	Other electric wires & cables	3	194068	18679	805		17874	16949	194993
27203 &	Lead acid/ lithium/ dry/ wet batteries								
27320	Insulated wire & cable	3	194068	18679	805		17874	16949	194993
275	Domestic appliances	4	604060	41512			41512	40	645532
2750	Domestic appliances	4	604060	41512			41512	40	645532
27501	Domestic electric appliances	4	604060	41512			41512	40	645532
29	MOTOR VEHICLES, TRAILERS AND SEMI	3	524465	28269	2267		26002	26112	524355
291 &	Motor vehicles								
293	Parts & accessories for motor vehicles	3	524465	28269	2267		26002	26112	524355
2910 &	Motor vehicles								
2930	Parts & accessories for motor vehicles	3	524465	28269	2267		26002	26112	524355
29101 &	Passenger cars, commercial busses etc.								
29301	Parts & accessories for motor vehicles	3	524465	28269	2267		26002	26112	524355
31	FURNITURE	8	65099					659	64441
310	Furniture	8	65099					659	64441
3100	Furniture	8	65099					659	64441
31001 &	Furniture & fixtures.								
31004	Furniture for kitchen bedrooms etc.	8	65099					659	64441
32	OTHER MANUFACTURING	2	38463	10692			10692		49155
329	Other manufacturing n.e.c.	2	38463	10692			10692		49155
3290	Other manufacturing n.e.c.	2	38463	10692			10692		49155
32903	Pens, pencils & stamps etc.	2	38463	10692			10692		49155

TABLE - 4.0 B **FIXED ASSETS (DETAIL)** **ISLAMABAD**
2015-16
Value in '000' Rs

Industry Code	Industrial Major Groups and Industry	No. of establishments	Dwellings, other buildings and structures			
			Acquisition, addition, alteration & major improvements during year	Sales proceeds of fixed assets disposed off during year	Capital formation on own account	Gross Fixed Capital Formation
1	2	3	4	5	6	7
C	**ALL INDUSTIRES**	**324**	**500154**	**4106**	**6910**	**502958**
10	FOOD PRODUCTS	74	173335	4106	5304	174533
101	Processing & preserving of meat	2				
1010	Processing & preserving of meat	2				
10104	Meat products	2				
104	Vegetable & animal oils/ fats	6	405		5010	5415
1040	Vegetable & animal oils & fats	6	405		5010	5415
10401	Crude / refined vegetable oils	6	405		5010	5415
106	Grain mill products, starches etc	41	141448	4106	294	137636
1061	Grain mill products	41	141448	4106	294	137636
10611	Grain milling.	38	61410	4106	294	57598
10612	Rice milling.	3	80039			80039
107	Other food products	18				
1071	Bakery products	11				
10711 &	Bread & rolls					
10712	Pastry, cakes, pies etc.	3				
10713 &	Rusks, biscuits & bakery products					
10719	Others n.e.c.	8				
1079	Other food products n.e.c.	7				
10792 &	Blending of tea & mate					
10796	Spices, sauces & condiments	4				
10798 &	Processing of salt					
10799	Others n.e.c.	3				
108	Prepared animal feeds	7	31482			31482
1080	Prepared animal feeds	7	31482			31482
10802	Prepared feeds for farm animals	7	31482			31482
11 &	BEVERAGES					
12	TOBACCO PRODUCTS	7	72398			72398
110 &	Beverages					
120	Tobacco products	7	72398			72398
1104 &	Soft drinks, mineral waters etc					
1200	Tobacco products	7	72398			72398
11042	Natural mineral waters/ bottled waters	4				
11043 &	Soft drinks like lemonade, cola etc.					
12009	Others n.e.c.	3	72398			72398
13	TEXTILES	2				
131	Spinning, weaving, finishing of textile	2				
1311	Spinning of textile fibres	2				
13112	Spinning of yarn or thread	2				
14 &	WEARING APPAREL					
15 &	LEATHER PRODUCTS					
16	WOOD AND WOOD PRODUCTS	6				
141 &	Wearing apparel					
143 &	Knitted & crocheted apparel					
152 &	Footwear					
162	Products of wood, cork, straw etc.	6				
1410 &	Wearing apparel					
1430 &	Knitted & crocheted apparel					
1520 &	Footwear					
1622	Builders' carpentry & joinery	6				
14102 &	Outerwear/ work wear					
14302 &	Hosiery, socks, tights & pantyhose etc					
15201 &	Footwear					
16221	Wooden goods of construction industry	6				
17	PAPER AND PAPER PRODUCTS	5	8574			8574
170	Paper & paper products	5	8574			8574
1701 &	Pulp, paper & paperboard					
1702 &	Corrugated paper/ paperboard & containers					
1709	Other articles of paper & paperboard	5	8574			8574
17013 &	Paper & paperboard					
17021 &	Corrugated paper/ paperboard containers					
17091	Personal hygiene paper product	5	8574			8574
18	PRINTING/REPRODUCTION OF RECORDED MEDIA	4				
181	Printing	4				
1811	Printing	4				
18112 &	Printing of books, brochures, maps etc					
18113 &	Printing of postage stamps, cheques etc					
18115	Printing on textile, glass, metal, wood	4				

TABLE - 4.0 B **FIXED ASSETS (DETAIL)** **ISLAMABAD**
2015-16
Value in '000' Rs

Machinery and Equipment				Intellectual Property Products				Total				
Acquisition, addition, alteration & major improvements during year	Sales proceeds of fixed assets disposed off during year	Capital formation on own account	Gross Fixed Capital Formation	Acquisition, addition, alteration & major improvements during year	Sales proceeds of fixed assets disposed off during year	Capital formation on own account	Gross Fixed Capital Formation	Acquisition, addition, alteration & major improvements during year	Sales proceeds of fixed assets disposed off during year	Capital formation on own account	Gross Fixed Capital Formation	Industry Code
8	9	10	11	12	13	14	15	16	17	18	19	1
4161386	**96445**	**9370**	**4074310**	**21578**	**598**		**20980**	**4683117**	**101149**	**16280**	**4598248**	**C**
1251813	16806	4981	1239987	21418	598		20820	1446567	21510	10284	1435341	10
												101
												1010
												10104
117886	11850	2877	108913					118291	11850	7887	114328	104
117886	11850	2877	108913					118291	11850	7887	114328	1040
117886	11850	2877	108913					118291	11850	7887	114328	10401
850414	1492	2104	851026	21418	598		20820	1013280	6195	2397	1009482	106
850414	1492	2104	851026	21418	598		20820	1013280	6195	2397	1009482	1061
294030	1492	2104	294642	21418	598		20820	376858	6195	2397	373060	10611
556384			556384					636422			636422	10612
57565	3465		54100					57565	3465		54100	107
41893	3465		38428					41893	3465		38428	1071
												10711
41893	3465		38428					41893	3465		38428	10712
												10713
												10719
15672			15672					15672			15672	1079
												10792
15672			15672					15672			15672	10796
												10798
												10799
225949			225949					257431			257431	108
225949			225949					257431			257431	1080
225949			225949					257431			257431	10802
												11 &
1244857	46049		1198808					1317255	46049		1271206	12
												110 &
1244857	46049		1198808					1317255	46049		1271206	120
												1104 &
1244857	46049		1198808					1317255	46049		1271206	1200
4335			4335					4335			4335	11042
												11043
1240522	46049		1194473					1312920	46049		1266871	12009
7512			7512					7512			7512	13
7512			7512					7512			7512	131
7512			7512					7512			7512	1311
7512			7512					7512			7512	13112
												14 &
												15 &
98			98					98			98	16
												141 &
												143 &
												152 &
98			98					98			98	162
												1410 &
												1430 &
												1520 &
98			98					98			98	1622
												14102
												14302
												15201
98			98					98			98	16221
55985			55985					64560			64560	17
55985			55985					64560			64560	170
												1701 &
												1702 &
55985			55985					64560			64560	1709
												17013
												17021
55985			55985					64560			64560	17091
78068	1425		76644					78068	1425		76644	18
78068	1425		76644					78068	1425		76644	181
78068	1425		76644					78068	1425		76644	1811
												18112
												18113
78068	1425		76644					78068	1425		76644	18115

TABLE - 4.0 B **FIXED ASSETS (DETAIL)** **ISLAMABAD 2015-16**

Value in '000' Rs

Industry Code	Industrial Major Groups and Industry	No. of establishments	Dwellings, other buildings and structures			
			Acquisition, addition, alteration & major improvements during year	Sales proceeds of fixed assets disposed off during year	Capital formation on own account	Gross Fixed Capital Formation
1	2	3	4	5	6	7
20	CHEMICALS AND CHEMICAL PRODUCTS	10	781			781
201	Basic chemicals, fertilizers etc.	2				
2011 &	Basic chemicals					
2013	Plastics & synthetic rubber	2				
20112 &	Dyes & pigments in basic form					
20131	Plastics in primary forms	2				
202	Other chemical products	8	781			781
2022	Paints, varnishes & printing ink etc.	2				
20221	Paints & varnishes etc	2				
2023	Soap, perfumes & toilet preparations	6	781			781
20232 &	Soap					
20234	Detergent, dish-washing preparation etc	6	781			781
21	BASIC PHARMACEUTICAL PRODUCTS	66	151925		1607	153531
210	Pharmaceuticals	66	151925		1607	153531
2100	Pharmaceuticals	66	151925		1607	153531
21001 &	Medicinal active substances					
21003	Medicaments/ homeopathic preparations	66	151925		1607	153531
22	RUBBER AND PLASTICS PRODUCTS	18	4002			4002
222	Plastics products	18	4002			4002
2220	Plastics products	18	4002			4002
22201	Plastic products for packing of goods	12	2250			2250
22203	Plastic tableware, kitchenware etc	2				
22209	Other diverse plastic products	4	1751			1751
23	OTHER NON-METALLIC MINERAL PRODUCTS	54	15831			15831
239	Non-metallic mineral products n.e.c.	54	15831			15831
2392 &	Clay building materials					
2394	Cement, lime & plaster	6	5962			5962
23922 &	Non-refractory clay building materials					
23941	Clinkers & hydraulic cement	6	5962			5962
2395	Articles of concrete, cement & plaster	10				
23951	Precast concrete, cement or stone	10				
2396	Cutting, shaping & finishing of stone	38	9869			9869
23961	Cutting, shaping & finishing of stone	38	9869			9869
24	BASIC METALS	32	57738			57738
241	Basic iron & steel	29	57738			57738
2410	Basic iron & steel	29	57738			57738
24104 &	Remelting of scrap ingot of iron/ steel					
24106	Hot/cold-rolled products of steel	22	9183			9183
24108	Welded tubes & pipes of steel	7	48555			48555
242 &	Basic precious & non-ferrous metals					
243	Casting of metals	3				
2420 &	Basic precious & non-ferrous metals					
2431	Casting of iron & steel	3				
24202 &	Aluminium & alloys					
24311	Casting of iron	3				
25	FABRICATED METAL PRODUCTS	14				
251	Structural metal products etc	9				
2511	Structural metal products	7				
25112 &	Metal door, window, shutter, gates etc					
25119	Others n.e.c.	7				
2512	Tanks, reservoirs & containers of metal	2				
25122	Metal containers for gas	2				
259	Other fabricated metal products	5				
2593	Cutlery, h& tools & general hardware	5				
25932	Knives, h& tools, saw blades etc	3				
25934	Other tools of such nature n.e.c.	2				
26	COMPUTER, ELECTRONIC AND OPTICAL PRODUCTS	3				
261 &	Electronic components & boards					
263 &	Communication equipment					
264	Consumer electronics	3				
2610 &	Electronic components & boards					
2630 &	Communication equipment					
2640	Consumer electronics	3				
26109 &	Others n.e.c.					
26303 &	Cable television equipment, antenna etc					
26409	Others n.e.c.	3				

TABLE - 4.0 B **FIXED ASSETS (DETAIL)** **ISLAMABAD**
2015-16
Value in '000' Rs

Machinery and Equipment				Intellectual Property Products				Total				
Acquisition, addition, alteration & major improvements during year	Sales proceeds of fixed assets disposed off during year	Capital formation on own account	Gross Fixed Capital Formation	Acquisition, addition, alteration & major improvements during year	Sales proceeds of fixed assets disposed off during year	Capital formation on own account	Gross Fixed Capital Formation	Acquisition, addition, alteration & major improvements during year	Sales proceeds of fixed assets disposed off during year	Capital formation on own account	Gross Fixed Capital Formation	Industry Code
8	9	10	11	12	13	14	15	16	17	18	19	1
17095			17095					17876			17876	20
63			63					63			63	201
												2011 &
63			63					63			63	2013
												20112
63			63					63			63	20131
17032			17032					17813			17813	202
												2022
												20221
17032			17032					17813			17813	2023
												20232
17032			17032					17813			17813	20234
654839	22687	4302	636454	159			159	806923	22687	5909	790144	21
654839	22687	4302	636454	159			159	806923	22687	5909	790144	210
654839	22687	4302	636454	159			159	806923	22687	5909	790144	2100
												21001
654839	22687	4302	636454	159			159	806923	22687	5909	790144	21003
65358			65358					69360			69360	22
65358			65358					69360			69360	222
65358			65358					69360			69360	2220
24439			24439					26689			26689	22201
												22203
40919			40919					42671			42671	22209
48041	4482	50	43609					63872	4482	50	59440	23
48041	4482	50	43609					63872	4482	50	59440	239
												2392 &
17107	4482		12625					23069	4482		18587	2394
												23922
17107	4482		12625					23069	4482		18587	23941
		50	50							50	50	2395
		50	50							50	50	23951
30934			30934					40803			40803	2396
30934			30934					40803			40803	23961
615881	901		614979					673619	901		672717	24
615881	901		614979					673619	901		672717	241
615881	901		614979					673619	901		672717	2410
												24104
308990	901		308089					318174	901		317272	24106
306890			306890					355445			355445	24108
												242 &
												243
												2420 &
												2431
												24202
												24311
1165			1165					1165			1165	25
1165			1165					1165			1165	251
1165			1165					1165			1165	2511
												25112
1165			1165					1165			1165	25119
												2512
												25122
												259
												2593
												25932
												25934
8122			8122					8122			8122	26
												261 &
												263 &
8122			8122					8122			8122	264
												2610 &
												2630 &
8122			8122					8122			8122	2640
												26109
												26303
8122			8122					8122			8122	26409

TABLE - 4.0 B **FIXED ASSETS (DETAIL)** **ISLAMABAD**
2015-16
Value in '000' Rs

Industry Code	Industrial Major Groups and Industry	No. of establishments	Dwellings, other buildings and structures			
			Acquisition, addition, alteration & major improvements during year	Sales proceeds of fixed assets disposed off during year	Capital formation on own account	Gross Fixed Capital Formation
1	2	3	4	5	6	7
27	ELECTRICAL EQUIPMENT	16	13778			13778
271	Electric motor, generator, transformer	9				
2710	Electric motors, generators, transformers etc.	9				
27102 &	Electric motors/ power generators etc					
27103	Electric power distribution panel etc.	9				
272 &	Batteries & accumulators					
273	Wiring & wiring devices	3	2264			2264
2720 &	Batteries & accumulators					
2732	Other electric wires & cables	3	2264			2264
27203 &	Lead acid/ lithium/ dry/ wet batteries					
27320	Insulated wire & cable	3	2264			2264
275	Domestic appliances	4	11514			11514
2750	Domestic appliances	4	11514			11514
27501	Domestic electric appliances	4	11514			11514
29	MOTOR VEHICLES, TRAILERS AND SEMI	3	1791			1791
291 &	Motor vehicles					
293	Parts & accessories for motor vehicles	3	1791			1791
2910 &	Motor vehicles					
2930	Parts & accessories for motor vehicles	3	1791			1791
29101 &	Passenger cars, commercial busses etc.					
29301	Parts & accessories for motor vehicles	3	1791			1791
31	FURNITURE	8				
310	Furniture	8				
3100	Furniture	8				
31001 &	Furniture & fixtures.					
31004	Furniture for kitchen bedrooms etc.	8				
32	OTHER MANUFACTURING	2				
329	Other manufacturing n.e.c.	2				
3290	Other manufacturing n.e.c.	2				
32903	Pens, pencils & stamps etc.	2				

TABLE - 4.0 B **FIXED ASSETS (DETAIL)** **ISLAMABAD**
2015-16
Value in '000' Rs

Machinery and Equipment				Intellectual Property Products				Total				
Acquisition, addition, alteration & major improvements during year	Sales proceeds of fixed assets disposed off during year	Capital formation on own account	Gross Fixed Capital Formation	Acquisition, addition, alteration & major improvements during year	Sales proceeds of fixed assets disposed off during year	Capital formation on own account	Gross Fixed Capital Formation	Acquisition, addition, alteration & major improvements during year	Sales proceeds of fixed assets disposed off during year	Capital formation on own account	Gross Fixed Capital Formation	Industry Code
8	9	10	11	12	13	14	15	16	17	18	19	1
75382	1828	37	73591					89160	1828	37	87369	27
28969	1023	37	27983					28969	1023	37	27983	271
28969	1023	37	27983					28969	1023	37	27983	2710
												27102
28969	1023	37	27983					28969	1023	37	27983	27103
												272 &
16415	805		15610					18679	805		17874	273
												2720 &
16415	805		15610					18679	805		17874	2732
												27203
16415	805		15610					18679	805		17874	27320
29998			29998					41512			41512	275
29998			29998					41512			41512	2750
29998			29998					41512			41512	27501
26478	2267		24211					28269	2267		26002	29
												291 &
26478	2267		24211					28269	2267		26002	293
												2910 &
26478	2267		24211					28269	2267		26002	2930
												29101
26478	2267		24211					28269	2267		26002	29301
												31
												310
												3100
												31001
												31004
10692			10692					10692			10692	32
10692			10692					10692			10692	329
10692			10692					10692			10692	3290
10692			10692					10692			10692	32903

TABLE - 5.0 **INDUSTRIAL COST** **ISLAMABAD**
2015-16
Value in '000' Rs

Industry Code	Industrial Major Groups and Industry	No. of establishments	Total industrial cost Col (5+6+7- 8)	Raw material purchased	Cost of fuel, electricity & water consumed	Payments made for repair, maintenance, contract & commission	Changes in inventories of input materials
1	2	3	4	5	6	7	8
C	**ALL INDUSTIRES**	**324**	**117133797**	**115935025**	**6931101**	**625555**	**6357884**
10	FOOD PRODUCTS	74	60250778	63884203	1086653	184638	4904716
101	Processing & preserving of meat	2	69527	43925	25602		
1010	Processing & preserving of meat	2	69527	43925	25602		
10104	Meat products	2	69527	43925	25602		
104	Vegetable & animal oils/ fats	6	6953145	7445444	168155	52624	713077
1040	Vegetable & animal oils & fats	6	6953145	7445444	168155	52624	713077
10401	Crude / refined vegetable oils	6	6953145	7445444	168155	52624	713077
106	Grain mill products, starches etc	41	23069271	22624261	501593	25636	82219
1061	Grain mill products	41	23069271	22624261	501593	25636	82219
10611	Grain milling.	38	22431191	22073486	488669	25636	156601
10612	Rice milling.	3	638080	550775	12924		-74382
107	Other food products	18	9429082	9163111	266819	48976	49824
1071	Bakery products	11	927587	819105	101726	46304	39549
10711 &	Bread & rolls						
10712	Pastry, cakes, pies etc.	3	672380	605248	61322	45205	39395
10713 &	Rusks, biscuits & bakery products						
10719	Others n.e.c.	8	255207	213857	40404	1099	154
1079	Other food products n.e.c.	7	8501495	8344006	165093	2672	10275
10792 &	Blending of tea & mate						
10796	Spices, sauces & condiments	4	281592	279516	8079	2672	8675
10798 &	Processing of salt						
10799	Others n.e.c.	3	8219903	8064490	157014		1600
108	Prepared animal feeds	7	20729754	24607463	124484	57402	4059596
1080	Prepared animal feeds	7	20729754	24607463	124484	57402	4059596
10802	Prepared feeds for farm animals	7	20729754	24607463	124484	57402	4059596
11 &	BEVERAGES						
12	TOBACCO PRODUCTS	7	6689266	6565710	271769	59389	207602
110 &	Beverages						
120	Tobacco products	7	6689266	6565710	271769	59389	207602
1104 &	Soft drinks, mineral waters etc						
1200	Tobacco products	7	6689266	6565710	271769	59389	207602
11042	Natural mineral waters/ bottled waters	4	21857	16598	5538	1324	1603
11043 &	Soft drinks like lemonade, cola etc.						
12009	Others n.e.c.	3	6667409	6549112	266231	58065	205999
13	TEXTILES	2	134006	120240	12824	601	-341
131	Spinning, weaving, finishing of textile	2	134006	120240	12824	601	-341
1311	Spinning of textile fibres	2	134006	120240	12824	601	-341
13112	Spinning of yarn or thread	2	134006	120240	12824	601	-341
14 &	WEARING APPAREL						
15 &	LEATHER PRODUCTS						
16	WOOD AND WOOD PRODUCTS	6	291242	274526	11307	266	-5144
141 &	Wearing apparel						
143 &	Knitted & crocheted apparel						
152 &	Footwear						
162	Products of wood, cork, straw etc.	6	291242	274526	11307	266	-5144
1410 &	Wearing apparel						
1430 &	Knitted & crocheted apparel						
1520 &	Footwear						
1622	Builders' carpentry & joinery	6	291242	274526	11307	266	-5144
14102 &	Outerwear/ work wear						
14302 &	Hosiery, socks, tights & pantyhose etc						
15201 &	Footwear						
16221	Wooden goods of construction industry	6	291242	274526	11307	266	-5144
17	PAPER AND PAPER PRODUCTS	5	430131	383322	68714		21905
170	Paper & paper products	5	430131	383322	68714		21905
1701 &	Pulp, paper & paperboard						
1702 &	Corrugated paper/ paperboard & containers						
1709	Other articles of paper & paperboard	5	430131	383322	68714		21905
17013 &	Paper & paperboard						
17021 &	Corrugated paper/ paperboard containers						
17091	Personal hygiene paper product	5	430131	383322	68714		21905
18	PRINTING/REPRODUCTION OF RECORDED MEDIA	4	391372	250294	27377	115700	2000
181	Printing	4	391372	250294	27377	115700	2000
1811	Printing	4	391372	250294	27377	115700	2000
18112 &	Printing of books, brochures, maps etc						
18113 &	Printing of postage stamps, cheques etc						
18115	Printing on textile, glass, metal, wood	4	391372	250294	27377	115700	2000

TABLE - 5.0 **INDUSTRIAL COST** **ISLAMABAD 2015-16**

Value in '000' Rs

Industry Code	Industrial Major Groups and Industry	No. of establishments	Total industrial cost Col (5+6+7- 8)	Raw material purchased	Cost of fuel, electricity & water consumed	Payments made for repair, maintenance, contract & commission	Changes in inventories of input materials
1	2	3	4	5	6	7	8
20	CHEMICALS AND CHEMICAL PRODUCTS	10	262499	258487	19585	1188	16761
201	Basic chemicals, fertilizers etc.	2	122815	119748	2398	669	
2011 &	Basic chemicals						
2013	Plastics & synthetic rubber	2	122815	119748	2398	669	
20112 &	Dyes & pigments in basic form						
20131	Plastics in primary forms	2	122815	119748	2398	669	
202	Other chemical products	8	139684	138739	17187	519	16761
2022	Paints, varnishes & printing ink etc.	2	7824	4650	2800	140	-233
20221	Paints & varnishes etc	2	7824	4650	2800	140	-233
2023	Soap, perfumes & toilet preparations	6	131861	134089	14387	379	16995
20232 &	Soap						
20234	Detergent, dish-washing preparation etc	6	131861	134089	14387	379	16995
21	BASIC PHARMACEUTICAL PRODUCTS	66	7880258	7420206	320153	156103	16204
210	Pharmaceuticals	66	7880258	7420206	320153	156103	16204
2100	Pharmaceuticals	66	7880258	7420206	320153	156103	16204
21001 &	Medicinal active substances						
21003	Medicaments/ homeopathic preparations	66	7880258	7420206	320153	156103	16204
22	RUBBER AND PLASTICS PRODUCTS	18	856786	769589	113741	3269	29813
222	Plastics products	18	856786	769589	113741	3269	29813
2220	Plastics products	18	856786	769589	113741	3269	29813
22201	Plastic products for packing of goods	12	747032	683092	88490	3233	27783
22203	Plastic tableware, kitchenware etc	2	18395	9180	9240		25
22209	Other diverse plastic products	4	91359	77317	16011	36	2005
23	OTHER NON-METALLIC MINERAL PRODUCTS	54	3352077	1247248	2098240	15320	8731
239	Non-metallic mineral products n.e.c.	54	3352077	1247248	2098240	15320	8731
2392 &	Clay building materials						
2394	Cement, lime & plaster	6	3068692	996663	2057517	14512	
23922 &	Non-refractory clay building materials						
23941	Clinkers & hydraulic cement	6	3068692	996663	2057517	14512	
2395	Articles of concrete, cement & plaster	10	76993	71080	6339	80	506
23951	Precast concrete, cement or stone	10	76993	71080	6339	80	506
2396	Cutting, shaping & finishing of stone	38	206392	179505	34384	728	8225
23961	Cutting, shaping & finishing of stone	38	206392	179505	34384	728	8225
24	BASIC METALS	32	32130650	30518883	2694440	51168	1133841
241	Basic iron & steel	29	31755551	30255737	2580248	49907	1130341
2410	Basic iron & steel	29	31755551	30255737	2580248	49907	1130341
24104 &	Remelting of scrap ingot of iron/ steel						
24106	Hot/cold-rolled products of steel	22	26706444	25176135	1961588	34019	465298
24108	Welded tubes & pipes of steel	7	5049107	5079602	618660	15888	665043
242 &	Basic precious & non-ferrous metals						
243	Casting of metals	3	375099	263146	114192	1261	3500
2420 &	Basic precious & non-ferrous metals						
2431	Casting of iron & steel	3	375099	263146	114192	1261	3500
24202 &	Aluminium & alloys						
24311	Casting of iron	3	375099	263146	114192	1261	3500
25	FABRICATED METAL PRODUCTS	14	512181	537488	24310	1371	50988
251	Structural metal products etc	9	488232	517920	20512	504	50705
2511	Structural metal products	7	352647	389587	13668	97	50705
25112 &	Metal door, window, shutter, gates etc						
25119	Others n.e.c.	7	352647	389587	13668	97	50705
2512	Tanks, reservoirs & containers of metal	2	135585	128333	6844	407	
25122	Metal containers for gas	2	135585	128333	6844	407	
259	Other fabricated metal products	5	23949	19567	3798	867	283
2593	Cutlery, h& tools & general hardware	5	23949	19567	3798	867	283
25932	Knives, h& tools, saw blades etc	3	6483	5067	1132	567	283
25934	Other tools of such nature n.e.c.	2	17466	14500	2666	300	
26	COMPUTER, ELECTRONIC AND OPTICAL PRODUCTS	3	474825	493635	2380	232	21422
261 &	Electronic components & boards						
263 &	Communication equipment						
264	Consumer electronics	3	474825	493635	2380	232	21422
2610 &	Electronic components & boards						
2630 &	Communication equipment						
2640	Consumer electronics	3	474825	493635	2380	232	21422
26109 &	Others n.e.c.						
26303 &	Cable television equipment, antenna etc						
26409	Others n.e.c.	3	474825	493635	2380	232	21422

TABLE - 5.0 **INDUSTRIAL COST** **ISLAMABAD 2015-16**

Value in '000' Rs

Industry Code	Industrial Major Groups and Industry	No. of establishments	Total industrial cost Col (5+6+7- 8)	Raw material purchased	Cost of fuel, electricity & water consumed	Payments made for repair, maintenance, contract & commission	Changes in inventories of input materials
1	2	3	4	5	6	7	8
27	ELECTRICAL EQUIPMENT	16	1930461	1792360	96207	11123	-30771
271	Electric motor, generator, transformer	9	228608	197430	26757	711	-3710
2710	Electric motors, generators, transformers etc.	9	228608	197430	26757	711	-3710
27102 &	Electric motors/ power generators etc						
27103	Electric power distribution panel etc.	9	228608	197430	26757	711	-3710
272 &	Batteries & accumulators						
273	Wiring & wiring devices	3	1216745	1111696	67980	9766	-27303
2720 &	Batteries & accumulators						
2732	Other electric wires & cables	3	1216745	1111696	67980	9766	-27303
27203 &	Lead acid/ lithium/ dry/ wet batteries						
27320	Insulated wire & cable	3	1216745	1111696	67980	9766	-27303
275	Domestic appliances	4	485108	483234	1470	646	242
2750	Domestic appliances	4	485108	483234	1470	646	242
27501	Domestic electric appliances	4	485108	483234	1470	646	242
29	MOTOR VEHICLES, TRAILERS AND SEMI	3	801891	743575	35828	21255	-1233
291 &	Motor vehicles						
293	Parts & accessories for motor vehicles	3	801891	743575	35828	21255	-1233
2910 &	Motor vehicles						
2930	Parts & accessories for motor vehicles	3	801891	743575	35828	21255	-1233
29101 &	Passenger cars, commercial busses etc.						
29301	Parts & accessories for motor vehicles	3	801891	743575	35828	21255	-1233
31	FURNITURE	8	315063	247786	46187	3559	-17531
310	Furniture	8	315063	247786	46187	3559	-17531
3100	Furniture	8	315063	247786	46187	3559	-17531
31001 &	Furniture & fixtures.						
31004	Furniture for kitchen bedrooms etc.	8	315063	247786	46187	3559	-17531
32	OTHER MANUFACTURING	2	430310	427472	1385	373	-1080
329	Other manufacturing n.e.c.	2	430310	427472	1385	373	-1080
3290	Other manufacturing n.e.c.	2	430310	427472	1385	373	-1080
32903	Pens, pencils & stamps etc.	2	430310	427472	1385	373	-1080

TABLE - 6.0 **NON-INDUSTRIAL COST** **ISLAMABAD**

2015-16

Value in '000' Rs

Industry Code	Industry Major Groups & Industries	No. of establishments	Total non-industrial costs (Col 5 to 13)	Payments for transport	Copyrights, royalties, etc.	Payments for postage, telephone, telegraph,, telex, fax, etc.	Printing and stationery costs	Legal and professional expenses	Payments made for advertisements	Travelling expenses	Other expenses
1	2	3	4	5	6	7	8	9	10	11	12
C	**ALL INDUSTIRES**	**324**	**7306819**	**817644**	**3133**	**90229**	**143398**	**127751**	**621190**	**849893**	**4653581**
10	FOOD PRODUCTS	74	2281897	258096	1089	28680	20157	24547	247335	56526	1645467
101	Processing & preserving of meat	2	36395			2510	5020			12550	16315
1010	Processing & preserving of meat	2	36395			2510	5020			12550	16315
10104	Meat products	2	36395			2510	5020			12550	16315
104	Vegetable & animal oils/ fats	6	422724	89554		3738	2163	6253	226972	4288	89755
1040	Vegetable & animal oils & fats	6	422724	89554		3738	2163	6253	226972	4288	89755
10401	Crude / refined vegetable oils	6	422724	89554		3738	2163	6253	226972	4288	89755
106	Grain mill products, starches etc	41	351250	100840	178	7271	3618	5678	3267	13791	216607
1061	Grain mill products	41	351250	100840	178	7271	3618	5678	3267	13791	216607
10611	Grain milling.	38	279742	54857	178	5483	3394	5392	1882	11358	197198
10612	Rice milling.	3	71508	45983		1788	224	287	1385	2433	19409
107	Other food products	18	252565	61026	911	7226	4667	10251	16222	8642	143621
1071	Bakery products	11	165380	7389	911	5521	3248	3098	5734	5688	133791
10711 &	Bread & rolls										
10712	Pastry, cakes, pies etc.	3	121337	600	911	4040	1740	2288	4847	1410	105501
10713 &	Rusks, biscuits & bakery products										
10719	Others n.e.c.	8	44043	6789		1481	1508	810	887	4278	28290
1079	Other food products n.e.c.	7	87186	53637		1705	1419	7153	10488	2954	9830
10792 &	Blending of tea & mate										
10796	Spices, sauces & condiments	4	40566	10130		1699	421	7153	10488	2954	7721
10798 &	Processing of salt										
10799	Others n.e.c.	3	46620	43508		6	998				2109
108	Prepared animal feeds	7	1218963	6676		7935	4689	2365	874	17256	1179168
1080	Prepared animal feeds	7	1218963	6676		7935	4689	2365	874	17256	1179168
10802	Prepared feeds for farm animals	7	1218963	6676		7935	4689	2365	874	17256	1179168
11 &	BEVERAGES										
12	TOBACCO PRODUCTS	7	428768	310980		5775	4419	25005	40701	12549	29339
110 &	Beverages										
120	Tobacco products	7	428768	310980		5775	4419	25005	40701	12549	29339
1104 &	Soft drinks, mineral waters etc										
1200	Tobacco products	7	428768	310980		5775	4419	25005	40701	12549	29339
11042	Natural mineral waters/ bottled waters	4	10625	2307		495	1082	257	282	2151	4051
11043 &	Soft drinks like lemonade, cola etc.										
12009	Others n.e.c.	3	418143	308673		5280	3337	24748	40419	10398	25288
13	TEXTILES	2	2956			246	65	180		992	1473
131	Spinning, weaving, finishing of textile	2	2956			246	65	180		992	1473
1311	Spinning of textile fibres	2	2956			246	65	180		992	1473
13112	Spinning of yarn or thread	2	2956			246	65	180		992	1473
14 &	WEARING APPAREL										
15 &	LEATHER PRODUCTS										
16	WOOD AND WOOD PRODUCTS	6	4667	470		157	370	87		988	2595
141 &	Wearing apparel										
143 &	Knitted & crocheted apparel										
152 &	Footwear										
162	Products of wood, cork, straw etc.	6	4667	470		157	370	87		988	2595
1410 &	Wearing apparel										
1430 &	Knitted & crocheted apparel										
1520 &	Footwear										
1622	Builders' carpentry & joinery	6	4667	470		157	370	87		988	2595
14102 &	Outerwear/ work wear										
14302 &	Hosiery, socks, tights & pantyhose etc										
15201 &	Footwear										
16221	Wooden goods of construction industry	6	4667	470		157	370	87		988	2595
17	PAPER AND PAPER PRODUCTS	5	12592	3135		426	571	334		900	7227
170	Paper & paper products	5	12592	3135		426	571	334		900	7227
1701 &	Pulp, paper & paperboard										
1702 &	Corrugated paper/ paperboard & containe										
1709	Other articles of paper & paperboard	5	12592	3135		426	571	334		900	7227
17013 &	Paper & paperboard										
17021 &	Corrugated paper/ paperboard containers										
17091	Personal hygiene paper product	5	12592	3135		426	571	334		900	7227
18	PRINTING/REPRODUCTION OF RECORDED	4	46815	7903		1908	6547	617	804	1854	27182
181	Printing	4	46815	7903		1908	6547	617	804	1854	27182
1811	Printing	4	46815	7903		1908	6547	617	804	1854	27182
18112 &	Printing of books, brochures, maps etc										
18113 &	Printing of postage stamps, cheques etc										
18115	Printing on textile, glass, metal, wood	4	46815	7903		1908	6547	617	804	1854	27182

TABLE - 6.0 **NON-INDUSTRIAL COST** **ISLAMABAD**

2015-16

Value in '000' Rs

Industry Code	Industry Major Groups & Industries	No. of establishments	Total non-industrial costs (Col 5 to 13)	Payments for transport	Copyrights, royalties, etc.	Payments for postage, telephone, telegraph,, telex, fax, etc.	Printing and stationery costs	Legal and professional expenses	Payments made for advertisements	Travelling expenses	Other expenses
1	2	3	4	5	6	7	8	9	10	11	12
20	CHEMICALS AND CHEMICAL PRODUCTS	10	30805	3036		779	450	710	3188	3116	19525
201	Basic chemicals, fertilizers etc.	2	13032	2076		148	48	78		388	10294
2011 &	Basic chemicals										
2013	Plastics & synthetic rubber	2	13032	2076		148	48	78		388	10294
20112 &	Dyes & pigments in basic form										
20131	Plastics in primary forms	2	13032	2076		148	48	78		388	10294
202	Other chemical products	8	17773	960		631	402	632	3188	2728	9231
2022	Paints, varnishes & printing ink etc.	2	4984	840		196	280	560	280		2828
20221	Paints & varnishes etc	2	4984	840		196	280	560	280		2828
2023	Soap, perfumes & toilet preparations	6	12789	120		435	122	72	2908	2728	6403
20232 &	Soap										
20234	Detergent, dish-washing preparation etc	6	12789	120		435	122	72	2908	2728	6403
21	BASIC PHARMACEUTICAL PRODUCTS	66	3040809	83165	1500	24151	91407	39457	293679	717063	1790386
210	Pharmaceuticals	66	3040809	83165	1500	24151	91407	39457	293679	717063	1790386
2100	Pharmaceuticals	66	3040809	83165	1500	24151	91407	39457	293679	717063	1790386
21001 &	Medicinal active substances										
21003	Medicaments/ homeopathic preparations	66	3040809	83165	1500	24151	91407	39457	293679	717063	1790386
22	RUBBER AND PLASTICS PRODUCTS	18	34758	6778		2837	1107	2366	148	3896	17625
222	Plastics products	18	34758	6778		2837	1107	2366	148	3896	17625
2220	Plastics products	18	34758	6778		2837	1107	2366	148	3896	17625
22201	Plastic products for packing of goods	12	28900	5700		2166	625	2113	105	2189	16002
22203	Plastic tableware, kitchenware etc	2	618			77	135	55	25	170	156
22209	Other diverse plastic products	4	5240	1078		594	347	198	18	1537	1467
23	OTHER NON-METALLIC MINERAL PRODUCT	54	273776	14159		8408	1935	14472	105	13108	221589
239	Non-metallic mineral products n.e.c.	54	273776	14159		8408	1935	14472	105	13108	221589
2392 &	Clay building materials										
2394	Cement, lime & plaster	6	247854	11974		6664	1388	14121	42	9758	203907
23922 &	Non-refractory clay building materials										
23941	Clinkers & hydraulic cement	6	247854	11974		6664	1388	14121	42	9758	203907
2395	Articles of concrete, cement & plaster	10	5970			413	95	50		616	4796
23951	Precast concrete, cement or stone	10	5970			413	95	50		616	4796
2396	Cutting, shaping & finishing of stone	38	19952	2185		1331	452	301	63	2734	12886
23961	Cutting, shaping & finishing of stone	38	19952	2185		1331	452	301	63	2734	12886
24	BASIC METALS	32	792467	66081		6583	8034	7457	4359	13133	686820
241	Basic iron & steel	29	766262	66081		5917	7706	7225	4359	11647	663327
2410	Basic iron & steel	29	766262	66081		5917	7706	7225	4359	11647	663327
24104 &	Remelting of scrap ingot of iron/ steel										
24106	Hot/cold-rolled products of steel	22	706837	60645		4121	6448	5632	4089	6789	619112
24108	Welded tubes & pipes of steel	7	59424	5437		1796	1257	1593	270	4857	44215
242 &	Basic precious & non-ferrous metals										
243	Casting of metals	3	26205			666	328	232		1486	23493
2420 &	Basic precious & non-ferrous metals										
2431	Casting of iron & steel	3	26205			666	328	232		1486	23493
24202 &	Aluminium & alloys										
24311	Casting of iron	3	26205			666	328	232		1486	23493
25	FABRICATED METAL PRODUCTS	14	113570	2137	50	1395	608	2011	1124	1271	104974
251	Structural metal products etc	9	111586	2037		1327	399	1909	1024	1154	103735
2511	Structural metal products	7	108991			1205	379	1787	1024	1081	103515
25112 &	Metal door, window, shutter, gates etc										
25119	Others n.e.c.	7	108991			1205	379	1787	1024	1081	103515
2512	Tanks, reservoirs & containers of metal	2	2595	2037		122	20	122		73	220
25122	Metal containers for gas	2	2595	2037		122	20	122		73	220
259	Other fabricated metal products	5	1984	100	50	68	209	102	100	117	1239
2593	Cutlery, h& tools & general hardware	5	1984	100	50	68	209	102	100	117	1239
25932	Knives, h& tools, saw blades etc	3	704			10	159			17	519
25934	Other tools of such nature n.e.c.	2	1280	100	50	58	50	102	100	100	720
26	COMPUTER, ELECTRONIC AND OPTICAL PR	3	17694	350		497	406	241	207	472	15521
261 &	Electronic components & boards										
263 &	Communication equipment										
264	Consumer electronics	3	17694	350		497	406	241	207	472	15521
2610 &	Electronic components & boards										
2630 &	Communication equipment										
2640	Consumer electronics	3	17694	350		497	406	241	207	472	15521
26109 &	Others n.e.c.										
26303 &	Cable television equipment, antenna etc										
26409	Others n.e.c.	3	17694	350		497	406	241	207	472	15521

TABLE - 6.0 **NON-INDUSTRIAL COST** **ISLAMABAD**

2015-16

Value in '000' Rs

Industry Code	Industry Major Groups & Industries	No. of establishments	Total non-industrial costs (Col 5 to 13)	Payments for transport	Copyrights, royalties, etc.	Payments for postage, telephone, telegraph,, telex, fax, etc.	Printing and stationery costs	Legal and professional expenses	Payments made for advertisements	Travelling expenses	Other expenses
1	2	3	4	5	6	7	8	9	10	11	12
27	ELECTRICAL EQUIPMENT	16	90085	20466	495	2926	1598	2540	20228	11842	29991
271	Electric motor, generator, transformer	9	19367	1724		1002	651	898	1555	2611	10926
2710	Electric motors, generators, transformers e	9	19367	1724		1002	651	898	1555	2611	10926
27102 &	Electric motors/ power generators etc										
27103	Electric power distribution panel etc.	9	19367	1724		1002	651	898	1555	2611	10926
272 &	Batteries & accumulators										
273	Wiring & wiring devices	3	47436	18096	10	1059	244	1199	18625	5635	2567
2720 &	Batteries & accumulators										
2732	Other electric wires & cables	3	47436	18096	10	1059	244	1199	18625	5635	2567
27203 &	Lead acid/ lithium/ dry/ wet batteries										
27320	Insulated wire & cable	3	47436	18096	10	1059	244	1199	18625	5635	2567
275	Domestic appliances	4	23283	646	485	864	703	443	48	3596	16498
2750	Domestic appliances	4	23283	646	485	864	703	443	48	3596	16498
27501	Domestic electric appliances	4	23283	646	485	864	703	443	48	3596	16498
29	MOTOR VEHICLES, TRAILERS AND SEMI	3	108070	34064		4022	3312	7623	8678	6775	43596
291 &	Motor vehicles										
293	Parts & accessories for motor vehicles	3	108070	34064		4022	3312	7623	8678	6775	43596
2910 &	Motor vehicles										
2930	Parts & accessories for motor vehicles	3	108070	34064		4022	3312	7623	8678	6775	43596
29101 &	Passenger cars, commercial busses etc.										
29301	Parts & accessories for motor vehicles	3	108070	34064		4022	3312	7623	8678	6775	43596
31	FURNITURE	8	13541			125	1816	104	30	2713	8752
310	Furniture	8	13541			125	1816	104	30	2713	8752
3100	Furniture	8	13541			125	1816	104	30	2713	8752
31001 &	Furniture & fixtures.										
31004	Furniture for kitchen bedrooms etc.	8	13541			125	1816	104	30	2713	8752
32	OTHER MANUFACTURING	2	13551	6824		1316	595		604	2693	1519
329	Other manufacturing n.e.c.	2	13551	6824		1316	595		604	2693	1519
3290	Other manufacturing n.e.c.	2	13551	6824		1316	595		604	2693	1519
32903	Pens, pencils & stamps etc.	2	13551	6824		1316	595		604	2693	1519

TABLE - 7.0 **VALUE OF PRODUCTION** **ISLAMABAD**

2015-16

Value in '000' Rs

Industry Code	Industry Major Groups & Industries	No. of establishments	Total production at basic prices (Col 5 + 10 +11+12+13)	Main Production Activities					Trade margin	Receipts from other activities	Subsidy	Production Taxes
				Total	Value of sales from finished/semi-finished products from own production	Value of fixed assets produced for own use	Value of sale of electricity generated	Changes in work in progress				
1	2	3	4	5	6	7	8	9	10	11	12	13
C	**ALL INDUSTIRES**	**324**	**154123271**	**153520958**	**153533173**	**158141**	**41929**	**-212286**	**19178**	**451825**	**50**	**131261**
10	FOOD PRODUCTS	74	72289503	72238201	72239285			-1084	5447	19995		25860
101	Processing & preserving of meat	2	211112	211112	211112							
1010	Processing & preserving of meat	2	211112	211112	211112							
10104	Meat products	2	211112	211112	211112							
104	Vegetable & animal oils/ fats	6	8499991	8490317	8486612			3705	4396	5278		
1040	Vegetable & animal oils & fats	6	8499991	8490317	8486612			3705	4396	5278		
10401	Crude / refined vegetable oils	6	8499991	8490317	8486612			3705	4396	5278		
106	Grain mill products, starches etc	41	25658586	25630550	25624909			5641	1051	13840		13145
1061	Grain mill products	41	25658586	25630550	25624909			5641	1051	13840		13145
10611	Grain milling.	38	24851590	24823554	24817914			5641	1051	13840		13145
10612	Rice milling.	3	806996	806996	806996							
107	Other food products	18	11098485	11086383	11086400			-17		166		11936
1071	Bakery products	11	1839739	1837274	1837313			-39				2465
10711 &	Bread & rolls											
10712	Pastry, cakes, pies etc.	3	1210087	1208887	1208887							1200
10713 &	Rusks, biscuits & bakery products											
10719	Others n.e.c.	8	629652	628387	628426			-39				1265
1079	Other food products n.e.c.	7	9258746	9249109	9249088			22		166		9471
10792 &	Blending of tea & mate											
10796	Spices, sauces & condiments	4	402104	396673	396651			22				5431
10798 &	Processing of salt											
10799	Others n.e.c.	3	8856642	8852436	8852436					166		4040
108	Prepared animal feeds	7	26821328	26819839	26830252			-10413		710		780
1080	Prepared animal feeds	7	26821328	26819839	26830252			-10413		710		780
10802	Prepared feeds for farm animals	7	26821328	26819839	26830252			-10413		710		780
11 &	BEVERAGES											
12	TOBACCO PRODUCTS	7	9933841	9872497	9855204	21935		-4642		61207		137
110 &	Beverages											
120	Tobacco products	7	9933841	9872497	9855204	21935		-4642		61207		137
1104 &	Soft drinks, mineral waters etc											
1200	Tobacco products	7	9933841	9872497	9855204	21935		-4642		61207		137
11042	Natural mineral waters/ bottled waters	4	64892	62821	62821					1964		107
11043 &	Soft drinks like lemonade, cola etc.											
12009	Others n.e.c.	3	9868949	9809676	9792383	21935		-4642		59243		30
13	TEXTILES	2	183355	181681	173060	8035		586				1674
131	Spinning, weaving, finishing of textile	2	183355	181681	173060	8035		586				1674
1311	Spinning of textile fibres	2	183355	181681	173060	8035		586				1674
13112	Spinning of yarn or thread	2	183355	181681	173060	8035		586				1674
14 &	WEARING APPAREL											
15 &	LEATHER PRODUCTS											
16	WOOD AND WOOD PRODUCTS	6	629799	629040	632494			-3454				760
141 &	Wearing apparel											
143 &	Knitted & crocheted apparel											
152 &	Footwear											
162	Products of wood, cork, straw etc.	6	629799	629040	632494			-3454				760
1410 &	Wearing apparel											
1430 &	Knitted & crocheted apparel											
1520 &	Footwear											
1622	Builders' carpentry & joinery	6	629799	629040	632494			-3454				760
14102 &	Outerwear/ work wear											
14302 &	Hosiery, socks, tights & pantyhose etc											
15201 &	Footwear											
16221	Wooden goods of construction industry	6	629799	629040	632494			-3454				760
17	PAPER AND PAPER PRODUCTS	5	622570	621256	620849			407		814		500
170	Paper & paper products	5	622570	621256	620849			407		814		500
1701 &	Pulp, paper & paperboard											
1702 &	Corrugated paper/ paperboard & containers											
1709	Other articles of paper & paperboard	5	622570	621256	620849			407		814		500
17013 &	Paper & paperboard											
17021 &	Corrugated paper/ paperboard containers											
17091	Personal hygiene paper product	5	622570	621256	620849			407		814		500
18	PRINTING/REPRODUCTION OF RECORDED MI	4	1225892	1205819	1203850			1969		19973		100
181	Printing	4	1225892	1205819	1203850			1969		19973		100
1811	Printing	4	1225892	1205819	1203850			1969		19973		100
18112 &	Printing of books, brochures, maps etc											
18113 &	Printing of postage stamps, cheques etc											
18115	Printing on textile, glass, metal, wood	4	1225892	1205819	1203850			1969		19973		100

TABLE - 7.0 **VALUE OF PRODUCTION** **ISLAMABAD**

2015-16

Value in '000' Rs

Industry Code	Industry Major Groups & Industries	No. of establishments	Total production at basic prices (Col 5 + 10 +11+12+13)	Main Production Activities					Trade margin	Receipts from other activities	Subsidy	Production Taxes
				Total	Value of sales from finished/semi-finished products from own production	Value of fixed assets produced for own use	Value of sale of electricity generated	Changes in work in progress				
1	2	3	4	5	6	7	8	9	10	11	12	13
20	CHEMICALS AND CHEMICAL PRODUCTS	10	377205	375636	375636					161		1409
201	Basic chemicals, fertilizers etc.	2	160699	160634	160634					65		
2011 &	Basic chemicals											
2013	Plastics & synthetic rubber	2	160699	160634	160634					65		
20112 &	Dyes & pigments in basic form											
20131	Plastics in primary forms	2	160699	160634	160634					65		
202	Other chemical products	8	216506	215002	215002					96		1409
2022	Paints, varnishes & printing ink etc.	2	27508	26341	26341							1167
20221	Paints & varnishes etc	2	27508	26341	26341							1167
2023	Soap, perfumes & toilet preparations	6	188999	188661	188661					96		242
20232 &	Soap											
20234	Detergent, dish-washing preparation etc	6	188999	188661	188661					96		242
21	BASIC PHARMACEUTICAL PRODUCTS	66	16062031	15952283	15984676		37	-32431	13610	92490		3649
210	Pharmaceuticals	66	16062031	15952283	15984676		37	-32431	13610	92490		3649
2100	Pharmaceuticals	66	16062031	15952283	15984676		37	-32431	13610	92490		3649
21001 &	Medicinal active substances											
21003	Medicaments/ homeopathic preparations	66	16062031	15952283	15984676		37	-32431	13610	92490		3649
22	RUBBER AND PLASTICS PRODUCTS	18	1219475	1194983	1195296			-314		17476		7016
222	Plastics products	18	1219475	1194983	1195296			-314		17476		7016
2220	Plastics products	18	1219475	1194983	1195296			-314		17476		7016
22201	Plastic products for packing of goods	12	1033950	1009578	1009447			131		17389		6984
22203	Plastic tableware, kitchenware etc	2	38198	38111	38111					87		
22209	Other diverse plastic products	4	147326	147294	147739			-445				32
23	OTHER NON-METALLIC MINERAL PRODUCTS	54	6966741	6955547	7119969			-164422	84	7768		3342
239	Non-metallic mineral products n.e.c.	54	6966741	6955547	7119969			-164422	84	7768		3342
2392 &	Clay building materials											
2394	Cement, lime & plaster	6	6361699	6359464	6525806			-166342		1401		834
23922 &	Non-refractory clay building materials											
23941	Clinkers & hydraulic cement	6	6361699	6359464	6525806			-166342		1401		834
2395	Articles of concrete, cement & plaster	10	110108	109881	108278			1603				227
23951	Precast concrete, cement or stone	10	110108	109881	108278			1603				227
2396	Cutting, shaping & finishing of stone	38	494934	486202	485884			317	84	6367		2281
23961	Cutting, shaping & finishing of stone	38	494934	486202	485884			317	84	6367		2281
24	BASIC METALS	32	38053854	37861676	37781923	80417		-664		120958		71221
241	Basic iron & steel	29	37564020	37371842	37292189	80417		-764		120958		71221
2410	Basic iron & steel	29	37564020	37371842	37292189	80417		-764		120958		71221
24104 &	Remelting of scrap ingot of iron/ steel											
24106	Hot/cold-rolled products of steel	22	31099165	31019801	30940148	80417		-764		8209		71156
24108	Welded tubes & pipes of steel	7	6464855	6352041	6352041					112749		65
242 &	Basic precious & non-ferrous metals											
243	Casting of metals	3	489834	489834	489734			100				
2420 &	Basic precious & non-ferrous metals											
2431	Casting of iron & steel	3	489834	489834	489734			100				
24202 &	Aluminium & alloys											
24311	Casting of iron	3	489834	489834	489734			100				
25	FABRICATED METAL PRODUCTS	14	794986	785346	779908	5310		129	708	4438		4493
251	Structural metal products etc	9	737944	730976	725516	5310		150		2500		4468
2511	Structural metal products	7	574981	568013	562553	5310		150		2500		4468
25112 &	Metal door, window, shutter, gates etc											
25119	Others n.e.c.	7	574981	568013	562553	5310		150		2500		4468
2512	Tanks, reservoirs & containers of metal	2	162963	162963	162963							
25122	Metal containers for gas	2	162963	162963	162963							
259	Other fabricated metal products	5	57042	54370	54392			-21	708	1938		25
2593	Cutlery, h& tools & general hardware	5	57042	54370	54392			-21	708	1938		25
25932	Knives, h& tools, saw blades etc	3	27037	24770	24792			-21	708	1558		
25934	Other tools of such nature n.e.c.	2	30005	29600	29600					380		25
26	COMPUTER, ELECTRONIC AND OPTICAL PROD	3	816238	816074	816274			-200		72	50	42
261 &	Electronic components & boards											
263 &	Communication equipment											
264	Consumer electronics	3	816238	816074	816274			-200		72	50	42
2610 &	Electronic components & boards											
2630 &	Communication equipment											
2640	Consumer electronics	3	816238	816074	816274			-200		72	50	42
26109 &	Others n.e.c.											
26303 &	Cable television equipment, antenna etc											
26409	Others n.e.c.	3	816238	816074	816274			-200		72	50	42

TABLE - 7.0 **VALUE OF PRODUCTION** **ISLAMABAD**

2015-16

Value in '000' Rs

Industry Code	Industry Major Groups & Industries	No. of establishments	Total production at basic prices (Col 5 + 10 +11+12+13)	Main Production Activities					Trade margin	Receipts from other activities	Subsidy	Production Taxes
				Total	Value of sales from finished/semi-finished products from own production	Value of fixed assets produced for own use	Value of sale of electricity generated	Changes in work in progress				
1	2	3	4	5	6	7	8	9	10	11	12	13
27	ELECTRICAL EQUIPMENT	16	2571944	2532483	2519748	527		12208		35481		3980
271	Electric motor, generator, transformer	9	405011	377828	375434	527		1867		23255		3929
2710	Electric motors, generators, transformers etc	9	405011	377828	375434	527		1867		23255		3929
27102 &	Electric motors/ power generators etc											
27103	Electric power distribution panel etc.	9	405011	377828	375434	527		1867		23255		3929
272 &	Batteries & accumulators											
273	Wiring & wiring devices	3	1360955	1360866	1330861			30005		38		51
2720 &	Batteries & accumulators											
2732	Other electric wires & cables	3	1360955	1360866	1330861			30005		38		51
27203 &	Lead acid/ lithium/ dry/ wet batteries											
27320	Insulated wire & cable	3	1360955	1360866	1330861			30005		38		51
275	Domestic appliances	4	805977	793789	813453			-19664		12188		
2750	Domestic appliances	4	805977	793789	813453			-19664		12188		
27501	Domestic electric appliances	4	805977	793789	813453			-19664		12188		
29	MOTOR VEHICLES, TRAILERS AND SEMI	3	1246934	1170980	1187811	25		-16856	-671	70992		5633
291 &	Motor vehicles											
293	Parts & accessories for motor vehicles	3	1246934	1170980	1187811	25		-16856	-671	70992		5633
2910 &	Motor vehicles											
2930	Parts & accessories for motor vehicles	3	1246934	1170980	1187811	25		-16856	-671	70992		5633
29101 &	Passenger cars, commercial busses etc.											
29301	Parts & accessories for motor vehicles	3	1246934	1170980	1187811	25		-16856	-671	70992		5633
31	FURNITURE	8	448752	447306	367041	41892	41892	-3519				1446
310	Furniture	8	448752	447306	367041	41892	41892	-3519				1446
3100	Furniture	8	448752	447306	367041	41892	41892	-3519				1446
31001 &	Furniture & fixtures.											
31004	Furniture for kitchen bedrooms etc.	8	448752	447306	367041	41892	41892	-3519				1446
32	OTHER MANUFACTURING	2	680150	680150	680150							
329	Other manufacturing n.e.c.	2	680150	680150	680150							
3290	Other manufacturing n.e.c.	2	680150	680150	680150							
32903	Pens, pencils & stamps etc.	2	680150	680150	680150							

TABLE - 8.0 **TRADE MARGIN** **ISLAMABAD**

2015-16

Value in '000' Rs

Industry Code	Industry Major Groups & Industries	No. of establishments	Trade margin at producer prices (Col 5 - 6 + 7)	Value of sale of goods purchased for resale at producer prices	Cost of goods purchased for resale	Changes in stocks of goods expressly purchased for resale
1	2	3	4	5	6	7
C	**ALL INDUSTIRES**	**324**	**19178**	**108581**	**94237**	**4834**
10	FOOD PRODUCTS	74	5447	26		5421
101	Processing & preserving of meat	2				
1010	Processing & preserving of meat	2				
10104	Meat products	2				
104	Vegetable & animal oils/ fats	6	4396	26		4370
1040	Vegetable & animal oils & fats	6	4396	26		4370
10401	Crude / refined vegetable oils	6	4396	26		4370
106	Grain mill products, starches etc	41	1051			1051
1061	Grain mill products	41	1051			1051
10611	Grain milling.	38	1051			1051
10612	Rice milling.	3				
107	Other food products	18				
1071	Bakery products	11				
10711 &	Bread & rolls					
10712	Pastry, cakes, pies etc.	3				
10713 &	Rusks, biscuits & bakery products					
10719	Others n.e.c.	8				
1079	Other food products n.e.c.	7				
10792 &	Blending of tea & mate					
10796	Spices, sauces & condiments	4				
10798 &	Processing of salt					
10799	Others n.e.c.	3				
108	Prepared animal feeds	7				
1080	Prepared animal feeds	7				
10802	Prepared feeds for farm animals	7				
11 &	BEVERAGES					
12	TOBACCO PRODUCTS	7				
110 &	Beverages					
120	Tobacco products	7				
1104 &	Soft drinks, mineral waters etc					
1200	Tobacco products	7				
11042	Natural mineral waters/ bottled waters	4				
11043 &	Soft drinks like lemonade, cola etc.					
12009	Others n.e.c.	3				
13	TEXTILES	2				
131	Spinning, weaving, finishing of textile	2				
1311	Spinning of textile fibres	2				
13112	Spinning of yarn or thread	2				
14 &	WEARING APPAREL					
15 &	LEATHER PRODUCTS					
16	WOOD AND WOOD PRODUCTS	6				
141 &	Wearing apparel					
143 &	Knitted & crocheted apparel					
152 &	Footwear					
162	Products of wood, cork, straw etc.	6				
1410 &	Wearing apparel					
1430 &	Knitted & crocheted apparel					
1520 &	Footwear					
1622	Builders' carpentry & joinery	6				
14102 &	Outerwear/ work wear					
14302 &	Hosiery, socks, tights & pantyhose etc					
15201 &	Footwear					
16221	Wooden goods of construction industry	6				
17	PAPER AND PAPER PRODUCTS	5				
170	Paper & paper products	5				
1701 &	Pulp, paper & paperboard					
1702 &	Corrugated paper/ paperboard & containers					
1709	Other articles of paper & paperboard	5				
17013 &	Paper & paperboard					
17021 &	Corrugated paper/ paperboard containers					
17091	Personal hygiene paper product	5				
18	PRINTING/REPRODUCTION OF RECORDED MEDIA	4				
181	Printing	4				
1811	Printing	4				
18112 &	Printing of books, brochures, maps etc					
18113 &	Printing of postage stamps, cheques etc					
18115	Printing on textile, glass, metal, wood	4				

TABLE - 8.0 **TRADE MARGIN** **ISLAMABAD**

2015-16

Value in '000' Rs

Industry Code	Industry Major Groups & Industries	No. of establishments	Trade margin at producer prices (Col 5 - 6 + 7)	Value of sale of goods purchased for resale at producer prices	Cost of goods purchased for resale	Changes in stocks of goods expressly purchased for resale
1	2	3	4	5	6	7
20	CHEMICALS AND CHEMICAL PRODUCTS	10				
201	Basic chemicals, fertilizers etc.	2				
2011 &	Basic chemicals					
2013	Plastics & synthetic rubber	2				
20112 &	Dyes & pigments in basic form					
20131	Plastics in primary forms	2				
202	Other chemical products	8				
2022	Paints, varnishes & printing ink etc.	2				
20221	Paints & varnishes etc	2				
2023	Soap, perfumes & toilet preparations	6				
20232 &	Soap					
20234	Detergent, dish-washing preparation etc	6				
21	BASIC PHARMACEUTICAL PRODUCTS	66	13610	65547	51937	
210	Pharmaceuticals	66	13610	65547	51937	
2100	Pharmaceuticals	66	13610	65547	51937	
21001 &	Medicinal active substances					
21003	Medicaments/ homeopathic preparations	66	13609.6743	65546.52915	51936.85485	
22	RUBBER AND PLASTICS PRODUCTS	18				
222	Plastics products	18				
2220	Plastics products	18				
22201	Plastic products for packing of goods	12				
22203	Plastic tableware, kitchenware etc	2				
22209	Other diverse plastic products	4				
23	OTHER NON-METALLIC MINERAL PRODUCTS	54	84	893	893	84
239	Non-metallic mineral products n.e.c.	54	84	893	893	84
2392 &	Clay building materials					
2394	Cement, lime & plaster	6				
23922 &	Non-refractory clay building materials					
23941	Clinkers & hydraulic cement	6				
2395	Articles of concrete, cement & plaster	10				
23951	Precast concrete, cement or stone	10				
2396	Cutting, shaping & finishing of stone	38	84	893	893	84
23961	Cutting, shaping & finishing of stone	38	84	893	893	84
24	BASIC METALS	32				
241	Basic iron & steel	29				
2410	Basic iron & steel	29				
24104 &	Remelting of scrap ingot of iron/ steel					
24106	Hot/cold-rolled products of steel	22				
24108	Welded tubes & pipes of steel	7				
242 &	Basic precious & non-ferrous metals					
243	Casting of metals	3				
2420 &	Basic precious & non-ferrous metals					
2431	Casting of iron & steel	3				
24202 &	Aluminium & alloys					
24311	Casting of iron	3				
25	FABRICATED METAL PRODUCTS	14	708	708		
251	Structural metal products etc	9				
2511	Structural metal products	7				
25112 &	Metal door, window, shutter, gates etc					
25119	Others n.e.c.	7				
2512	Tanks, reservoirs & containers of metal	2				
25122	Metal containers for gas	2				
259	Other fabricated metal products	5	708	708		
2593	Cutlery, h& tools & general hardware	5	708	708		
25932	Knives, h& tools, saw blades etc	3	708	708		
25934	Other tools of such nature n.e.c.	2				
26	COMPUTER, ELECTRONIC AND OPTICAL PRODUCTS	3				
261 &	Electronic components & boards					
263 &	Communication equipment					
264	Consumer electronics	3				
2610 &	Electronic components & boards					
2630 &	Communication equipment					
2640	Consumer electronics	3				
26109 &	Others n.e.c.					
26303 &	Cable television equipment, antenna etc					
26409	Others n.e.c.	3				

TABLE - 8.0 **TRADE MARGIN** **ISLAMABAD**

2015-16

Value in '000' Rs

Industry Code	Industry Major Groups & Industries	No. of establishments	Trade margin at producer prices (Col 5 - 6 + 7)	Value of sale of goods purchased for resale at producer prices	Cost of goods purchased for resale	Changes in stocks of goods expressly purchased for resale
1	2	3	4	5	6	7
27	ELECTRICAL EQUIPMENT	16				
271	Electric motor, generator, transformer	9				
2710	Electric motors, generators, transformers etc.	9				
27102 &	Electric motors/ power generators etc					
27103	Electric power distribution panel etc.	9				
272 &	Batteries & accumulators					
273	Wiring & wiring devices	3				
2720 &	Batteries & accumulators					
2732	Other electric wires & cables	3				
27203 &	Lead acid/ lithium/ dry/ wet batteries					
27320	Insulated wire & cable	3				
275	Domestic appliances	4				
2750	Domestic appliances	4				
27501	Domestic electric appliances	4				
29	MOTOR VEHICLES, TRAILERS AND SEMI	3	-671	41407	41407	-671
291 &	Motor vehicles					
293	Parts & accessories for motor vehicles	3	-671	41407	41407	-671
2910 &	Motor vehicles					
2930	Parts & accessories for motor vehicles	3	-671	41407	41407	-671
29101 &	Passenger cars, commercial busses etc.					
29301	Parts & accessories for motor vehicles	3	-671	41407	41407	-671
31	FURNITURE	8				
310	Furniture	8				
3100	Furniture	8				
31001 &	Furniture & fixtures.					
31004	Furniture for kitchen bedrooms etc.	8				
32	OTHER MANUFACTURING	2				
329	Other manufacturing n.e.c.	2				
3290	Other manufacturing n.e.c.	2				
32903	Pens, pencils & stamps etc.	2				

TABLE - 9.0 **RECEIPTS FROM OTHER ACTIVITIES** **ISLAMABAD**

2015-16

Value in '000' Rs

Industry Code	Industry Major Groups & Industries	No. of establishments	Receipts from other non-Industrial Activities		
			Total Non-Industrial Receipts	Receipts from transport services	Receipts from rental, lease of buildings, equipments and warehouses and storage, cold storage, godown etc
1	2	3	4	5	6
C	**ALL INDUSTIRES**	**324**	**128369**	**1599**	**126770**
10	FOOD PRODUCTS	74	1909		1909
101	Processing & preserving of meat	2			
1010	Processing & preserving of meat	2			
10104	Meat products	2			
104	Vegetable & animal oils/ fats	6			
1040	Vegetable & animal oils & fats	6			
10401	Crude / refined vegetable oils	6			
106	Grain mill products, starches etc	41	1909		1909
1061	Grain mill products	41	1909		1909
10611	Grain milling.	38	1909		1909
10612	Rice milling.	3			
107	Other food products	18			
1071	Bakery products	11			
10711 &	Bread & rolls				
10712	Pastry, cakes, pies etc.	3			
10713 &	Rusks, biscuits & bakery products				
10719	Others n.e.c.	8			
1079	Other food products n.e.c.	7			
10792 &	Blending of tea & mate				
10796	Spices, sauces & condiments	4			
10798 &	Processing of salt				
10799	Others n.e.c.	3			
108	Prepared animal feeds	7			
1080	Prepared animal feeds	7			
10802	Prepared feeds for farm animals	7			
11 &	BEVERAGES				
12	TOBACCO PRODUCTS	7	650		650
110 &	Beverages				
120	Tobacco products	7	650		650
1104 &	Soft drinks, mineral waters etc				
1200	Tobacco products	7	650		650
11042	Natural mineral waters/ bottled waters	4	650		650
11043 &	Soft drinks like lemonade, cola etc.				
12009	Others n.e.c.	3			
13	TEXTILES	2			
131	Spinning, weaving, finishing of textile	2			
1311	Spinning of textile fibres	2			
13112	Spinning of yarn or thread	2			
14 &	WEARING APPAREL				
15 &	LEATHER PRODUCTS				
16	WOOD AND WOOD PRODUCTS	6			
141 &	Wearing apparel				
143 &	Knitted & crocheted apparel				
152 &	Footwear				
162	Products of wood, cork, straw etc.	6			
1410 &	Wearing apparel				
1430 &	Knitted & crocheted apparel				
1520 &	Footwear				
1622	Builders' carpentry & joinery	6			
14102 &	Outerwear/ work wear				
14302 &	Hosiery, socks, tights & pantyhose etc				
15201 &	Footwear				
16221	Wooden goods of construction industry	6			
17	PAPER AND PAPER PRODUCTS	5			
170	Paper & paper products	5			
1701 &	Pulp, paper & paperboard				
1702 &	Corrugated paper/ paperboard & containers				
1709	Other articles of paper & paperboard	5			
17013 &	Paper & paperboard				
17021 &	Corrugated paper/ paperboard containers				
17091	Personal hygiene paper product	5			
18	PRINTING/REPRODUCTION OF RECORDED MEDIA	4			
181	Printing	4			
1811	Printing	4			
18112 &	Printing of books, brochures, maps etc				
18113 &	Printing of postage stamps, cheques etc				
18115	Printing on textile, glass, metal, wood	4			

TABLE - 9.0 **RECEIPTS FROM OTHER ACTIVITIES** **ISLAMABAD**

2015-16

Value in '000' Rs

Receipts from repair, maintenance contract, commission & other work done	Receipts from Industrial waste(Scrap & reuse etc)	Receipts from agency commission etc	Receipts from other industrial activities: Other receipts from output	Receipts from other industrial activities: Total	Total receipts from other activities	Industry Code
7	8	9	10	11	12	1
113615	**69609**		**140232**	**323456**	**451825**	**C**
4144	4203		9740	18086	19995	10
						101
						1010
						10104
	366		4912	5278	5278	104
	366		4912	5278	5278	1040
	366		4912	5278	5278	10401
4144	2960		4828	11932	13840	106
4144	2960		4828	11932	13840	1061
4144	2960		4828	11932	13840	10611
						10612
	166			166	166	107
						1071
						10711 &
						10712
						10713 &
						10719
	166			166	166	1079
						10792 &
						10796
						10798 &
	166			166	166	10799
	710			710	710	108
	710			710	710	1080
	710			710	710	10802
						11 &
	59384		1173	60557	61207	12
						110 &
	59384		1173	60557	61207	120
						1104 &
	59384		1173	60557	61207	1200
	141		1173	1314	1964	11042
						11043 &
	59243			59243	59243	12009
						13
						131
						1311
						13112
						14 &
						15 &
						16
						141 &
						143 &
						152 &
						162
						1410 &
						1430 &
						1520 &
						1622
						14102 &
						14302 &
						15201 &
						16221
	814			814	814	17
	814			814	814	170
						1701 &
						1702 &
	814			814	814	1709
						17013 &
						17021 &
	814			814	814	17091
	100		19873	19973	19973	18
	100		19873	19973	19973	181
	100		19873	19973	19973	1811
						18112 &
						18113 &
	100		19873	19973	19973	18115

TABLE - 9.0 **RECEIPTS FROM OTHER ACTIVITIES** **ISLAMABAD**

2015-16

Value in '000' Rs

Industry Code	Industry Major Groups & Industries	No. of establishments	Receipts from other non-Industrial Activities		
			Total Non-Industrial Receipts	Receipts from transport services	Receipts from rental, lease of buildings, equipments and warehouses and storage, cold storage, godown etc
1	2	3	4	5	6
20	CHEMICALS AND CHEMICAL PRODUCTS	10			
201	Basic chemicals, fertilizers etc.	2			
2011 &	Basic chemicals				
2013	Plastics & synthetic rubber	2			
20112 &	Dyes & pigments in basic form				
20131	Plastics in primary forms	2			
202	Other chemical products	8			
2022	Paints, varnishes & printing ink etc.	2			
20221	Paints & varnishes etc	2			
2023	Soap, perfumes & toilet preparations	6			
20232 &	Soap				
20234	Detergent, dish-washing preparation etc	6			
21	BASIC PHARMACEUTICAL PRODUCTS	66	11	11	
210	Pharmaceuticals	66	11	11	
2100	Pharmaceuticals	66	11	11	
21001 &	Medicinal active substances				
21003	Medicaments/ homeopathic preparations	66	11	11	
22	RUBBER AND PLASTICS PRODUCTS	18	8170		8170
222	Plastics products	18	8170		8170
2220	Plastics products	18	8170		8170
22201	Plastic products for packing of goods	12	8083		8083
22203	Plastic tableware, kitchenware etc	2	87		87
22209	Other diverse plastic products	4			
23	OTHER NON-METALLIC MINERAL PRODUCTS	54	4796	1456	3340
239	Non-metallic mineral products n.e.c.	54	4796	1456	3340
2392 &	Clay building materials				
2394	Cement, lime & plaster	6			
23922 &	Non-refractory clay building materials				
23941	Clinkers & hydraulic cement	6			
2395	Articles of concrete, cement & plaster	10			
23951	Precast concrete, cement or stone	10			
2396	Cutting, shaping & finishing of stone	38	4796	1456	3340
23961	Cutting, shaping & finishing of stone	38	4796	1456	3340
24	BASIC METALS	32	112359		112359
241	Basic iron & steel	29	112359		112359
2410	Basic iron & steel	29	112359		112359
24104 &	Remelting of scrap ingot of iron/ steel				
24106	Hot/cold-rolled products of steel	22			
24108	Welded tubes & pipes of steel	7	112359		112359
242 &	Basic precious & non-ferrous metals				
243	Casting of metals	3			
2420 &	Basic precious & non-ferrous metals				
2431	Casting of iron & steel	3			
24202 &	Aluminium & alloys				
24311	Casting of iron	3			
25	FABRICATED METAL PRODUCTS	14			
251	Structural metal products etc	9			
2511	Structural metal products	7			
25112 &	Metal door, window, shutter, gates etc				
25119	Others n.e.c.	7			
2512	Tanks, reservoirs & containers of metal	2			
25122	Metal containers for gas	2			
259	Other fabricated metal products	5			
2593	Cutlery, h& tools & general hardware	5			
25932	Knives, h& tools, saw blades etc	3			
25934	Other tools of such nature n.e.c.	2			
26	COMPUTER, ELECTRONIC AND OPTICAL PRODUCTS	3			
261 &	Electronic components & boards				
263 &	Communication equipment				
264	Consumer electronics	3			
2610 &	Electronic components & boards				
2630 &	Communication equipment				
2640	Consumer electronics	3			
26109 &	Others n.e.c.				
26303 &	Cable television equipment, antenna etc				
26409	Others n.e.c.	3			

TABLE - 9.0 **RECEIPTS FROM OTHER ACTIVITIES** **ISLAMABAD**

2015-16

Value in '000' Rs

			Receipts from other industrial activities			
Receipts from repair, maintenance contract, commission & other work done	Receipts from Industrial waste(Scrap & reuse etc)	Receipts from agency commission etc	Other receipts from output	Total	Total receipts from other activities	Industry Code
7	8	9	10	11	12	1
	161			161	161	20
	65			65	65	201
	65			65	65	2011 & 2013
	65			65	65	20112 & 20131
	96			96	96	202
	96			96	96	2022 20221 2023
	96			96	96	20232 & 20234
540	583		91356	92479	92490	21
540	583		91356	92479	92490	210
540	583		91356	92479	92490	2100
540	583		91356	92479	92490	21001 & 21003
	197		9109	9306	17476	22
	197		9109	9306	17476	222
	197		9109	9306	17476	2220
	197		9109	9306	17389	22201
					87	22203 22209
1257	1494		221	2972	7768	23
1257	1494		221	2972	7768	239
	1180		221	1401	1401	2392 & 2394
	1180		221	1401	1401	23922 & 23941
						2395 23951
1257	314			1571	6367	2396
1257	314			1571	6367	23961
	973		7627	8599	120958	24
	973		7627	8599	120958	241
	973		7627	8599	120958	2410
	582		7627	8209	8209	24104 & 24106
	390			390	112749	24108
						242 & 243 2420 & 2431 24202 & 24311
2800	505		1133	4438	4438	25
2500				2500	2500	251
2500				2500	2500	2511
2500				2500	2500	25112 & 25119
						2512 25122
300	505		1133	1938	1938	259
300	505		1133	1938	1938	2593
	425		1133	1558	1558	25932
300	80			380	380	25934
12	60			72	72	26
12	60			72	72	261 & 263 & 264
12	60			72	72	2610 & 2630 & 2640
12	60			72	72	26109 & 26303 & 26409

TABLE - 9.0 **RECEIPTS FROM OTHER ACTIVITIES** **ISLAMABAD**

2015-16

Value in '000' Rs

Industry Code	Industry Major Groups & Industries	No. of establishments	Receipts from other non-Industrial Activities		
			Total Non-Industrial Receipts	Receipts from transport services	Receipts from rental, lease of buildings, equipments and warehouses and storage, cold storage, godown etc
1	2	3	4	5	6
27	ELECTRICAL EQUIPMENT	16	475	132	343
271	Electric motor, generator, transformer	9	475	132	343
2710	Electric motors, generators, transformers etc.	9	475	132	343
27102 &	Electric motors/ power generators etc				
27103	Electric power distribution panel etc.	9	475	132	343
272 &	Batteries & accumulators				
273	Wiring & wiring devices	3			
2720 &	Batteries & accumulators				
2732	Other electric wires & cables	3			
27203 &	Lead acid/ lithium/ dry/ wet batteries				
27320	Insulated wire & cable	3			
275	Domestic appliances	4			
2750	Domestic appliances	4			
27501	Domestic electric appliances	4			
29	MOTOR VEHICLES, TRAILERS AND SEMI	3			
291 &	Motor vehicles				
293	Parts & accessories for motor vehicles	3			
2910 &	Motor vehicles				
2930	Parts & accessories for motor vehicles	3			
29101 &	Passenger cars, commercial busses etc.				
29301	Parts & accessories for motor vehicles	3			
31	FURNITURE	8			
310	Furniture	8			
3100	Furniture	8			
31001 &	Furniture & fixtures.				
31004	Furniture for kitchen bedrooms etc.	8			
32	OTHER MANUFACTURING	2			
329	Other manufacturing n.e.c.	2			
3290	Other manufacturing n.e.c.	2			
32903	Pens, pencils & stamps etc.	2			

TABLE - 9.0 **RECEIPTS FROM OTHER ACTIVITIES** **ISLAMABAD**

2015-16

Value in '000' Rs

			Receipts from other industrial activities			
Receipts from repair, maintenance contract, commission & other work done	Receipts from Industrial waste(Scrap & reuse etc)	Receipts from agency commission etc	Other receipts from output	Total	Total receipts from other activities	Industry Code
7	8	9	10	11	12	1
34863	143			35006	35481	27
22675	105			22780	23255	271
22675	105			22780	23255	2710
22675	105			22780	23255	27102 & 27103
	38			38	38	272 & 273
	38			38	38	2720 & 2732
	38			38	38	27203 & 27320
12188				12188	12188	275
12188				12188	12188	2750
12188				12188	12188	27501
70000	992			70992	70992	29
70000	992			70992	70992	291 & 293
70000	992			70992	70992	2910 & 2930
70000	992			70992	70992	29101 & 29301
						31
						310
						3100
						31001 & 31004
						32
						329
						3290
						32903

TABLE - 10.0 **CENSUS VALUE ADDED** **ISLAMABAD**
2015-16
Value in '000' Rs

Industry Code	Industry Major Groups & Industries	No. of establishments	Total production at basic prices	Total Industrial Cost	Census value added at basic prices	Import/Excise Duty/less subsidy
1	2	3	4	5	6	7
C	**ALL INDUSTIRES**	**324**	**154123271**	**117133797**	**36861105**	**1802450**
10	FOOD PRODUCTS	74	72289503	60250778	12036816	121616
101	Processing & preserving of meat	2	211112	69527	141585	
1010	Processing & preserving of meat	2	211112	69527	141585	
10104	Meat products	2	211112	69527	141585	
104	Vegetable & animal oils/ fats	6	8499991	6953145	1546846	
1040	Vegetable & animal oils & fats	6	8499991	6953145	1546846	
10401	Crude / refined vegetable oils	6	8499991	6953145	1546846	
106	Grain mill products, starches etc	41	25658586	23069271	2587407	8111
1061	Grain mill products	41	25658586	23069271	2587407	8111
10611	Grain milling.	38	24851590	22431191	2418491	8111
10612	Rice milling.	3	806996	638080	168916	
107	Other food products	18	11098485	9429082	1669403	113504
1071	Bakery products	11	1839739	927587	912152	40
10711 &	Bread & rolls					
10712	Pastry, cakes, pies etc.	3	1210087	672380	537707	40
10713 &	Rusks, biscuits & bakery products					
10719	Others n.e.c.	8	629652	255207	374445	
1079	Other food products n.e.c.	7	9258746	8501495	757251	113464
10792 &	Blending of tea & mate					
10796	Spices, sauces & condiments	4	402104	281592	120512	6765
10798 &	Processing of salt					
10799	Others n.e.c.	3	8856642	8219903	636739	106699
108	Prepared animal feeds	7	26821328	20729754	6091575	
1080	Prepared animal feeds	7	26821328	20729754	6091575	
10802	Prepared feeds for farm animals	7	26821328	20729754	6091575	
11 &	BEVERAGES					
12	TOBACCO PRODUCTS	7	9933841	6689266	3243924	1232775
110 &	Beverages					
120	Tobacco products	7	9933841	6689266	3243924	1232775
1104 &	Soft drinks, mineral waters etc					
1200	Tobacco products	7	9933841	6689266	3243924	1232775
11042	Natural mineral waters/ bottled waters	4	64892	21857	42384	
11043 &	Soft drinks like lemonade, cola etc.					
12009	Others n.e.c.	3	9868949	6667409	3201540	1232775
13	TEXTILES	2	183355	134006	49349	30000
131	Spinning, weaving, finishing of textile	2	183355	134006	49349	30000
1311	Spinning of textile fibres	2	183355	134006	49349	30000
13112	Spinning of yarn or thread	2	183355	134006	49349	30000
14 &	WEARING APPAREL					
15 &	LEATHER PRODUCTS					
16	WOOD AND WOOD PRODUCTS	6	629799	291242	338557	4170
141 &	Wearing apparel					
143 &	Knitted & crocheted apparel					
152 &	Footwear					
162	Products of wood, cork, straw etc.	6	629799	291242	338557	4170
1410 &	Wearing apparel					
1430 &	Knitted & crocheted apparel					
1520 &	Footwear					
1622	Builders' carpentry & joinery	6	629799	291242	338557	4170
14102 &	Outerwear/ work wear					
14302 &	Hosiery, socks, tights & pantyhose etc					
15201 &	Footwear					
16221	Wooden goods of construction industry	6	629799	291242	338557	4170
17	PAPER AND PAPER PRODUCTS	5	622570	430131	192439	23865
170	Paper & paper products	5	622570	430131	192439	23865
1701 &	Pulp, paper & paperboard					
1702 &	Corrugated paper/ paperboard & containers					
1709	Other articles of paper & paperboard	5	622570	430131	192439	23865
17013 &	Paper & paperboard					
17021 &	Corrugated paper/ paperboard containers					
17091	Personal hygiene paper product	5	622570	430131	192439	23865
18	PRINTING/REPRODUCTION OF RECORDED MEDIA	4	1225892	391372	834520	1800
181	Printing	4	1225892	391372	834520	1800
1811	Printing	4	1225892	391372	834520	1800
18112 &	Printing of books, brochures, maps etc					
18113 &	Printing of postage stamps, cheques etc					
18115	Printing on textile, glass, metal, wood	4	1225892	391372	834520	1800

TABLE - 10.0 **CENSUS VALUE ADDED** **ISLAMABAD**
2015-16
Value in '000' Rs

Census value added at producer prices	Sales Tax (Net)	Census value added at market prices	District/Provincial Taxes & land/vehicles tax	Census value added at factor cost	Industry Code
8	9	10	11	12	1
38663555	**4625158**	**43288714**	**131261**	**36729845**	**C**
12158432	235648	12394080	25860	12010956	10
141585		141585		141585	101
141585		141585		141585	1010
141585		141585		141585	10104
1546846	8338	1555185		1546846	104
1546846	8338	1555185		1546846	1040
1546846	8338	1555185		1546846	10401
2595518	3181	2598699	13145	2574262	106
2595518	3181	2598699	13145	2574262	1061
2426603	3181	2429784	13145	2405346	10611
168916		168916		168916	10612
1782908	224129	2007036	11936	1657467	107
912192	5110	917302	2465	909687	1071
537747	1950	539697	1200	536507	10711 & 10712
374445	3160	377605	1265	373180	10713 & 10719
870715	219019	1089734	9471	747780	1079
127277	13966	141243	5431	115081	10792 & 10796
743438	205053	948491	4040	632699	10798 & 10799
6091575		6091575	780	6090795	108
6091575		6091575	780	6090795	1080
6091575		6091575	780	6090795	10802
4476699	2139635	6616334	137	3243788	11 & 12
4476699	2139635	6616334	137	3243788	110 & 120
4476699	2139635	6616334	137	3243788	1104 & 1200
42384	331	42715	107	42278	11042
4434315	2139304	6573619	30	3201510	11043 & 12009
79349	1576	80925	1674	47675	13
79349	1576	80925	1674	47675	131
79349	1576	80925	1674	47675	1311
79349	1576	80925	1674	47675	13112
342727	4067	346794	760	337798	14 & 15 & 16
342727	4067	346794	760	337798	141 & 143 & 152 & 162
342727	4067	346794	760	337798	1410 & 1430 & 1520 & 1622
342727	4067	346794	760	337798	14102 & 14302 & 15201 & 16221
216304	101374	317679	500	191939	17
216304	101374	317679	500	191939	170
216304	101374	317679	500	191939	1701 & 1702 & 1709
216304	101374	317679	500	191939	17013 & 17021 & 17091
836320		836320	100	834420	18
836320		836320	100	834420	181
836320		836320	100	834420	1811
836320		836320	100	834420	18112 & 18113 & 18115

TABLE - 10.0 **CENSUS VALUE ADDED** **ISLAMABAD**
2015-16
Value in '000' Rs

Industry Code	Industry Major Groups & Industries	No. of establishments	Total production at basic prices	Total Industrial Cost	Census value added at basic prices	Import/Excise Duty/less subsidy
1	2	3	4	5	6	7
20	CHEMICALS AND CHEMICAL PRODUCTS	10	377205	262499	114706	1390
201	Basic chemicals, fertilizers etc.	2	160699	122815	37884	
2011 &	Basic chemicals					
2013	Plastics & synthetic rubber	2	160699	122815	37884	
20112 &	Dyes & pigments in basic form					
20131	Plastics in primary forms	2	160699	122815	37884	
202	Other chemical products	8	216506	139684	76822	1390
2022	Paints, varnishes & printing ink etc.	2	27508	7824	19684	
20221	Paints & varnishes etc	2	27508	7824	19684	
2023	Soap, perfumes & toilet preparations	6	188999	131861	57138	1390
20232 &	Soap					
20234	Detergent, dish-washing preparation etc	6	188999	131861	57138	1390
21	BASIC PHARMACEUTICAL PRODUCTS	66	16062031	7880258	8181762	16391
210	Pharmaceuticals	66	16062031	7880258	8181762	16391
2100	Pharmaceuticals	66	16062031	7880258	8181762	16391
21001 &	Medicinal active substances					
21003	Medicaments/ homeopathic preparations	66	16062031	7880258	8181762	16391
22	RUBBER AND PLASTICS PRODUCTS	18	1219475	856786	354519	8303
222	Plastics products	18	1219475	856786	354519	8303
2220	Plastics products	18	1219475	856786	354519	8303
22201	Plastic products for packing of goods	12	1033950	747032	278836	8303
22203	Plastic tableware, kitchenware etc	2	38198	18395	19716	
22209	Other diverse plastic products	4	147326	91359	55967	
23	OTHER NON-METALLIC MINERAL PRODUCTS	54	6966741	3352077	3609868	255312
239	Non-metallic mineral products n.e.c.	54	6966741	3352077	3609868	255312
2392 &	Clay building materials					
2394	Cement, lime & plaster	6	6361699	3068692	3293007	255312
23922 &	Non-refractory clay building materials					
23941	Clinkers & hydraulic cement	6	6361699	3068692	3293007	255312
2395	Articles of concrete, cement & plaster	10	110108	76993	33115	
23951	Precast concrete, cement or stone	10	110108	76993	33115	
2396	Cutting, shaping & finishing of stone	38	494934	206392	283746	
23961	Cutting, shaping & finishing of stone	38	494934	206392	283746	
24	BASIC METALS	32	38053854	32130650	5810846	71026
241	Basic iron & steel	29	37564020	31755551	5696111	71026
2410	Basic iron & steel	29	37564020	31755551	5696111	71026
24104 &	Remelting of scrap ingot of iron/ steel					
24106	Hot/cold-rolled products of steel	22	31099165	26706444	4392722	70399
24108	Welded tubes & pipes of steel	7	6464855	5049107	1303389	627
242 &	Basic precious & non-ferrous metals					
243	Casting of metals	3	489834	375099	114735	
2420 &	Basic precious & non-ferrous metals					
2431	Casting of iron & steel	3	489834	375099	114735	
24202 &	Aluminium & alloys					
24311	Casting of iron	3	489834	375099	114735	
25	FABRICATED METAL PRODUCTS	14	794986	512181	282805	2890
251	Structural metal products etc	9	737944	488232	249712	2790
2511	Structural metal products	7	574981	352647	222334	2790
25112 &	Metal door, window, shutter, gates etc					
25119	Others n.e.c.	7	574981	352647	222334	2790
2512	Tanks, reservoirs & containers of metal	2	162963	135585	27378	
25122	Metal containers for gas	2	162963	135585	27378	
259	Other fabricated metal products	5	57042	23949	33093	100
2593	Cutlery, h& tools & general hardware	5	57042	23949	33093	100
25932	Knives, h& tools, saw blades etc	3	27037	6483	20554	
25934	Other tools of such nature n.e.c.	2	30005	17466	12539	100
26	COMPUTER, ELECTRONIC AND OPTICAL PRODUCTS	3	816238	474825	341413	27375
261 &	Electronic components & boards					
263 &	Communication equipment					
264	Consumer electronics	3	816238	474825	341413	27375
2610 &	Electronic components & boards					
2630 &	Communication equipment					
2640	Consumer electronics	3	816238	474825	341413	27375
26109 &	Others n.e.c.					
26303 &	Cable television equipment, antenna etc					
26409	Others n.e.c.	3	816238	474825	341413	27375

TABLE - 10.0 **CENSUS VALUE ADDED** **ISLAMABAD**
2015-16
Value in '000' Rs

Census value added at producer prices	Sales Tax (Net)	Census value added at market prices	District/Provincial Taxes & land/vehicles tax	Census value added at factor cost	Industry Code
8	9	10	11	12	1
116096	4344	120440	1409	113297	20
37884	138	38022		37884	201
37884	138	38022		37884	2011 & 2013
37884	138	38022		37884	20112 & 20131
78212	4206	82418	1409	75413	202
19684		19684	1167	18517	2022
19684		19684	1167	18517	20221
58528	4206	62734	242	56896	2023
58528	4206	62734	242	56896	20232 & 20234
8198153	191880	8390033	3649	8178113	21
8198153	191880	8390033	3649	8178113	210
8198153	191880	8390033	3649	8178113	2100
8198153	191880	8390033	3649	8178113	21001 & 21003
362822	43045	405867	7016	347503	22
362822	43045	405867	7016	347503	222
362822	43045	405867	7016	347503	2220
287139	36531	323670	6984	271852	22201
19716	6487	26203		19716	22203
55967	27	55994	32	55935	22209
3865180	861639	4726819	3342	3606526	23
3865180	861639	4726819	3342	3606526	239
3548319	853610	4401929	834	3292173	2392 & 2394
3548319	853610	4401929	834	3292173	23922 & 23941
33115	8000	41115	227	32888	2395
33115	8000	41115	227	32888	23951
283746	29	283775	2281	281465	2396
283746	29	283775	2281	281465	23961
5881872	718791	6600663	71221	5739625	24
5767137	718791	6485928	71221	5624890	241
5767137	718791	6485928	71221	5624890	2410
4463121	434615	4897736	71156	4321566	24104 & 24106
1304016	284176	1588191	65	1303324	24108
114735		114735		114735	242 & 243
114735		114735		114735	2420 & 2431
114735		114735		114735	24202 & 24311
285695	23248	308943	4493	278312	25
252502	22748	275250	4468	245244	251
225124	1970	227094	4468	217866	2511
225124	1970	227094	4468	217866	25112 & 25119
27378	20778	48156		27378	2512
27378	20778	48156		27378	25122
33193	500	33693	25	33068	259
33193	500	33693	25	33068	2593
20554		20554		20554	25932
12639	500	13139	25	12514	25934
368788	7475	376263	42	341371	26
368788	7475	376263	42	341371	261 & 263 & 264
368788	7475	376263	42	341371	2610 & 2630 & 2640
368788	7475	376263	42	341371	26109 & 26303 & 26409

TABLE - 10.0 **CENSUS VALUE ADDED** **ISLAMABAD**
2015-16
Value in '000' Rs

Industry Code	Industry Major Groups & Industries	No. of establishments	Total production at basic prices	Total Industrial Cost	Census value added at basic prices	Import/Excise Duty/less subsidy
1	2	3	4	5	6	7
27	ELECTRICAL EQUIPMENT	16	2571944	1930461	641008	4652
271	Electric motor, generator, transformer	9	405011	228608	175929	4652
2710	Electric motors, generators, transformers etc.	9	405011	228608	175929	4652
27102 &	Electric motors/ power generators etc					
27103	Electric power distribution panel etc.	9	405011	228608	175929	4652
272 &	Batteries & accumulators					
273	Wiring & wiring devices	3	1360955	1216745	144210	
2720 &	Batteries & accumulators					
2732	Other electric wires & cables	3	1360955	1216745	144210	
27203 &	Lead acid/ lithium/ dry/ wet batteries					
27320	Insulated wire & cable	3	1360955	1216745	144210	
275	Domestic appliances	4	805977	485108	320869	
2750	Domestic appliances	4	805977	485108	320869	
27501	Domestic electric appliances	4	805977	485108	320869	
29	MOTOR VEHICLES, TRAILERS AND SEMI	3	1246934	801891	445043	885
291 &	Motor vehicles					
293	Parts & accessories for motor vehicles	3	1246934	801891	445043	885
2910 &	Motor vehicles					
2930	Parts & accessories for motor vehicles	3	1246934	801891	445043	885
29101 &	Passenger cars, commercial busses etc.					
29301	Parts & accessories for motor vehicles	3	1246934	801891	445043	885
31	FURNITURE	8	448752	315063	133689	
310	Furniture	8	448752	315063	133689	
3100	Furniture	8	448752	315063	133689	
31001 &	Furniture & fixtures.					
31004	Furniture for kitchen bedrooms etc.	8	448752	315063	133689	
32	OTHER MANUFACTURING	2	680150	430310	249840	
329	Other manufacturing n.e.c.	2	680150	430310	249840	
3290	Other manufacturing n.e.c.	2	680150	430310	249840	
32903	Pens, pencils & stamps etc.	2	680150	430310	249840	

TABLE - 10.0 **CENSUS VALUE ADDED** **ISLAMABAD**
2015-16
Value in '000' Rs

Census value added at producer prices	Sales Tax (Net)	Census value added at market prices	District/Provincial Taxes & land/vehicles tax	Census value added at factor cost	Industry Code
8	9	10	11	12	1
645660	274839	920499	3980	637028	27
180581	21669	202250	3929	172000	271
180581	21669	202250	3929	172000	2710
180581	21669	202250	3929	172000	27102 & 27103
144210	245617	389827	51	144159	272 & 273
144210	245617	389827	51	144159	2720 & 2732
144210	245617	389827	51	144159	27203 & 27320
320869	7554	328422		320869	275
320869	7554	328422		320869	2750
320869	7554	328422		320869	27501
445928	15042	460970	5633	439410	29
445928	15042	460970	5633	439410	291 & 293
445928	15042	460970	5633	439410	2910 & 2930
445928	15042	460970	5633	439410	29101 & 29301
133689	2555	136244	1446	132243	31
133689	2555	136244	1446	132243	310
133689	2555	136244	1446	132243	3100
133689	2555	136244	1446	132243	31001 & 31004
249840		249840		249840	32
249840		249840		249840	329
249840		249840		249840	3290
249840		249840		249840	32903

TABLE - 11.0 **CONTRIBUTION TO GDP** **ISLAMABAD**

2015-16

Value in '000' Rs

Industry Code	Industry Major Groups & Industries	No. of establishments	Census Value Added at Market Price	Non Industrial Receipts	Non Industrial Payments	Contribution to GDP at Market Price	Sales Tax (Net)
1	2	3	4	5	6	7	8
C	**ALL INDUSTIRES**	**324**	**43288714**	**128369**	**7306819**	**36110263**	**4625158**
10	FOOD PRODUCTS	74	12394080	1909	2281897	10114092	235648
101	Processing & preserving of meat	2	141585		36395	105190	
1010	Processing & preserving of meat	2	141585		36395	105190	
10104	Meat products	2	141585		36395	105190	
104	Vegetable & animal oils/ fats	6	1555185		422724	1132460	8338
1040	Vegetable & animal oils & fats	6	1555185		422724	1132460	8338
10401	Crude / refined vegetable oils	6	1555185		422724	1132460	8338
106	Grain mill products, starches etc	41	2598699	1909	351250	2249358	3181
1061	Grain mill products	41	2598699	1909	351250	2249358	3181
10611	Grain milling.	38	2429784	1909	279742	2151950	3181
10612	Rice milling.	3	168916		71508	97408	
107	Other food products	18	2007036		252565	1754471	224129
1071	Bakery products	11	917302		165380	751923	5110
10711 &	Bread & rolls						
10712	Pastry, cakes, pies etc.	3	539697		121337	418360	1950
10713 &	Rusks, biscuits & bakery products						
10719	Others n.e.c.	8	377605		44043	333563	3160
1079	Other food products n.e.c.	7	1089734		87186	1002548	219019
10792 &	Blending of tea & mate						
10796	Spices, sauces & condiments	4	141243		40566	100677	13966
10798 &	Processing of salt						
10799	Others n.e.c.	3	948491		46620	901871	205053
108	Prepared animal feeds	7	6091575		1218963	4872612	
1080	Prepared animal feeds	7	6091575		1218963	4872612	
10802	Prepared feeds for farm animals	7	6091575		1218963	4872612	
11 &	BEVERAGES						
12	TOBACCO PRODUCTS	7	6616334	650	428768	6188216	2139635
110 &	Beverages						
120	Tobacco products	7	6616334	650	428768	6188216	2139635
1104 &	Soft drinks, mineral waters etc						
1200	Tobacco products	7	6616334	650	428768	6188216	2139635
11042	Natural mineral waters/ bottled waters	4	42715	650	10625	32740	331
11043 &	Soft drinks like lemonade, cola etc.						
12009	Others n.e.c.	3	6573619		418143	6155476	2139304
13	TEXTILES	2	80925		2956	77969	1576
131	Spinning, weaving, finishing of textile	2	80925		2956	77969	1576
1311	Spinning of textile fibres	2	80925		2956	77969	1576
13112	Spinning of yarn or thread	2	80925		2956	77969	1576
14 &	WEARING APPAREL						
15 &	LEATHER PRODUCTS						
16	WOOD AND WOOD PRODUCTS	6	346794		4667	342128	4067
141 &	Wearing apparel						
143 &	Knitted & crocheted apparel						
152 &	Footwear						
162	Products of wood, cork, straw etc.	6	346794		4667	342128	4067
1410 &	Wearing apparel						
1430 &	Knitted & crocheted apparel						
1520 &	Footwear						
1622	Builders' carpentry & joinery	6	346794		4667	342128	4067
14102 &	Outerwear/ work wear						
14302 &	Hosiery, socks, tights & pantyhose etc						
15201 &	Footwear						
16221	Wooden goods of construction industry	6	346794		4667	342128	4067
17	PAPER AND PAPER PRODUCTS	5	317679		12592	305087	101374
170	Paper & paper products	5	317679		12592	305087	101374
1701 &	Pulp, paper & paperboard						
1702 &	Corrugated paper/ paperboard & containers						
1709	Other articles of paper & paperboard	5	317679		12592	305087	101374
17013 &	Paper & paperboard						
17021 &	Corrugated paper/ paperboard containers						
17091	Personal hygiene paper product	5	317679		12592	305087	101374
18	PRINTING/REPRODUCTION OF RECORDED MEDIA	4	836320		46815	789506	
181	Printing	4	836320		46815	789506	
1811	Printing	4	836320		46815	789506	
18112 &	Printing of books, brochures, maps etc						
18113 &	Printing of postage stamps, cheques etc						
18115	Printing on textile, glass, metal, wood	4	836320		46815	789506	

TABLE - 11.0 **CONTRIBUTION TO GDP** **ISLAMABAD**

2015-16

Value in '000' Rs

Contribution to GDP at Producer Price	Excise Duty & Other Taxes less Subsidies	Contribution to GDP at Basic Price	District/Provincial Taxes and Land/Vehicle Tax	Contribution to GDP at Factor Cost	Industry Code
9	10	11	12	13	1
31485105	**1802450**	**29682655**	**131261**	**29551394**	**C**
9878444	121616	9756828	25860	9730968	10
105190		105190		105190	101
105190		105190		105190	1010
105190		105190		105190	10104
1124122		1124122		1124122	104
1124122		1124122		1124122	1040
1124122		1124122		1124122	10401
2246177	8111	2238066	13145	2224921	106
2246177	8111	2238066	13145	2224921	1061
2148769	8111	2140658	13145	2127513	10611
97408		97408		97408	10612
1530342	113504	1416838	11936	1404902	107
746813	40	746773	2465	744308	1071
416410	40	416370	1200	415170	10711 & 10712
330403		330403	1265	329138	10713 & 10719
783529	113464	670065	9471	660594	1079
86711	6765	79946	5431	74515	10792 & 10796
696819	106699	590119	4040	586080	10798 & 10799
4872612		4872612	780	4871833	108
4872612		4872612	780	4871833	1080
4872612		4872612	780	4871833	10802
4048582	1232775	2815807	137	2815670	11 & 12
4048582	1232775	2815807	137	2815670	110 & 120
4048582	1232775	2815807	137	2815670	1104 & 1200
32410		32410	107	32303	11042
4016172	1232775	2783397	30	2783367	11043 & 12009
76393	30000	46393	1674	44719	13
76393	30000	46393	1674	44719	131
76393	30000	46393	1674	44719	1311
76393	30000	46393	1674	44719	13112
338061	4170	333891	760	333131	14 & 15 & 16
338061	4170	333891	760	333131	141 & 143 & 152 & 162
338061	4170	333891	760	333131	1410 & 1430 & 1520 & 1622
338061	4170	333891	760	333131	14102 & 14302 & 15201 & 16221
203712	23865	179847	500	179347	17
203712	23865	179847	500	179347	170
203712	23865	179847	500	179347	1701 & 1702 & 1709
203712	23865	179847	500	179347	17013 & 17021 & 17091
789506	1800	787706	100	787606	18
789506	1800	787706	100	787606	181
789506	1800	787706	100	787606	1811
789506	1800	787706	100	787606	18112 & 18113 & 18115

TABLE - 11.0 **CONTRIBUTION TO GDP** **ISLAMABAD**

2015-16

Value in '000' Rs

Industry Code	Industry Major Groups & Industries	No. of establishments	Census Value Added at Market Price	Non Industrial Receipts	Non Industrial Payments	Contribution to GDP at Market Price	Sales Tax (Net)
1	2	3	4	5	6	7	8
20	CHEMICALS AND CHEMICAL PRODUCTS	10	120440		30805	89636	4344
201	Basic chemicals, fertilizers etc.	2	38022		13032	24990	138
2011 &	Basic chemicals						
2013	Plastics & synthetic rubber	2	38022		13032	24990	138
20112 &	Dyes & pigments in basic form						
20131	Plastics in primary forms	2	38022		13032	24990	138
202	Other chemical products	8	82418		17773	64646	4206
2022	Paints, varnishes & printing ink etc.	2	19684		4984	14700	
20221	Paints & varnishes etc	2	19684		4984	14700	
2023	Soap, perfumes & toilet preparations	6	62734		12789	49946	4206
20232 &	Soap						
20234	Detergent, dish-washing preparation etc	6	62734		12789	49946	4206
21	BASIC PHARMACEUTICAL PRODUCTS	66	8390033	11	3040809	5349235	191880
210	Pharmaceuticals	66	8390033	11	3040809	5349235	191880
2100	Pharmaceuticals	66	8390033	11	3040809	5349235	191880
21001 &	Medicinal active substances						
21003	Medicaments/ homeopathic preparations	66	8390033	11	3040809	5349235	191880
22	RUBBER AND PLASTICS PRODUCTS	18	405867	8170	34758	379278	43045
222	Plastics products	18	405867	8170	34758	379278	43045
2220	Plastics products	18	405867	8170	34758	379278	43045
22201	Plastic products for packing of goods	12	323670	8083	28900	302852	36531
22203	Plastic tableware, kitchenware etc	2	26203	87	618	25672	6487
22209	Other diverse plastic products	4	55994		5240	50755	27
23	OTHER NON-METALLIC MINERAL PRODUCTS	54	4726819	4796	273776	4457840	861639
239	Non-metallic mineral products n.e.c.	54	4726819	4796	273776	4457840	861639
2392 &	Clay building materials						
2394	Cement, lime & plaster	6	4401929		247854	4154075	853610
23922 &	Non-refractory clay building materials						
23941	Clinkers & hydraulic cement	6	4401929		247854	4154075	853610
2395	Articles of concrete, cement & plaster	10	41115		5970	35145	8000
23951	Precast concrete, cement or stone	10	41115		5970	35145	8000
2396	Cutting, shaping & finishing of stone	38	283775	4796	19952	268619	29
23961	Cutting, shaping & finishing of stone	38	283775	4796	19952	268619	29
24	BASIC METALS	32	6600663	112359	792467	5920555	718791
241	Basic iron & steel	29	6485928	112359	766262	5832025	718791
2410	Basic iron & steel	29	6485928	112359	766262	5832025	718791
24104 &	Remelting of scrap ingot of iron/ steel						
24106	Hot/cold-rolled products of steel	22	4897736		706837	4190899	434615
24108	Welded tubes & pipes of steel	7	1588191	112359	59424	1641126	284176
242 &	Basic precious & non-ferrous metals						
243	Casting of metals	3	114735		26205	88530	
2420 &	Basic precious & non-ferrous metals						
2431	Casting of iron & steel	3	114735		26205	88530	
24202 &	Aluminium & alloys						
24311	Casting of iron	3	114735		26205	88530	
25	FABRICATED METAL PRODUCTS	14	308943		113570	195373	23248
251	Structural metal products etc	9	275250		111586	163663	22748
2511	Structural metal products	7	227094		108991	118103	1970
25112 &	Metal door, window, shutter, gates etc						
25119	Others n.e.c.	7	227094		108991	118103	1970
2512	Tanks, reservoirs & containers of metal	2	48156		2595	45560	20778
25122	Metal containers for gas	2	48156		2595	45560	20778
259	Other fabricated metal products	5	33693		1984	31709	500
2593	Cutlery, h& tools & general hardware	5	33693		1984	31709	500
25932	Knives, h& tools, saw blades etc	3	20554		704	19850	
25934	Other tools of such nature n.e.c.	2	13139		1280	11859	500
26	COMPUTER, ELECTRONIC AND OPTICAL PRODUCTS	3	376263		17694	358569	7475
261 &	Electronic components & boards						
263 &	Communication equipment						
264	Consumer electronics	3	376263		17694	358569	7475
2610 &	Electronic components & boards						
2630 &	Communication equipment						
2640	Consumer electronics	3	376263		17694	358569	7475
26109 &	Others n.e.c.						
26303 &	Cable television equipment, antenna etc						
26409	Others n.e.c.	3	376263		17694	358569	7475

TABLE - 11.0 **CONTRIBUTION TO GDP** **ISLAMABAD**

2015-16

Value in '000' Rs

Contribution to GDP at Producer Price	Excise Duty & Other Taxes less Subsidies	Contribution to GDP at Basic Price	District/Provincial Taxes and Land/Vehicle Tax	Contribution to GDP at Factor Cost	Industry Code
9	10	11	12	13	1
85291	1390	83901	1409	82492	20
24852		24852		24852	201
24852		24852		24852	2011 & 2013
24852		24852		24852	20112 & 20131
60439	1390	59049	1409	57640	202
14700		14700	1167	13533	2022
14700		14700	1167	13533	20221
45739	1390	44349	242	44107	2023
45739	1390	44349	242	44107	20232 & 20234
5157356	16391	5140964	3649	5137315	21
5157356	16391	5140964	3649	5137315	210
5157356	16391	5140964	3649	5137315	2100
5157356	16391	5140964	3649	5137315	21001 & 21003
336234	8303	327931	7016	320915	22
336234	8303	327931	7016	320915	222
336234	8303	327931	7016	320915	2220
266321	8303	258018	6984	251034	22201
19185		19185		19185	22203
50728		50728	32	50695	22209
3596200	255312	3340888	3342	3337546	23
3596200	255312	3340888	3342	3337546	239
3300465	255312	3045153	834	3044319	2392 & 2394
3300465	255312	3045153	834	3044319	23922 & 23941
27145		27145	227	26918	2395
27145		27145	227	26918	23951
268590		268590	2281	266309	2396
268590		268590	2281	266309	23961
5201764	71026	5130738	71221	5059517	24
5113234	71026	5042208	71221	4970987	241
5113234	71026	5042208	71221	4970987	2410
3756284	70399	3685885	71156	3614729	24104 & 24106
1356950	627	1356323	65	1356259	24108
88530		88530		88530	242 & 243
88530		88530		88530	2420 & 2431
88530		88530		88530	24202 & 24311
172125	2890	169235	4493	164742	25
140916	2790	138126	4468	133658	251
116133	2790	113343	4468	108875	2511
116133	2790	113343	4468	108875	25112 & 25119
24783		24783		24783	2512
24783		24783		24783	25122
31209	100	31109	25	31084	259
31209	100	31109	25	31084	2593
19850		19850		19850	25932
11359	100	11259	25	11234	25934
351094	27375	323719	42	323677	26
351094	27375	323719	42	323677	261 & 263 & 264
351094	27375	323719	42	323677	2610 & 2630 & 2640
351094	27375	323719	42	323677	26109 & 26303 & 26409

TABLE - 11.0 **CONTRIBUTION TO GDP** **ISLAMABAD**

2015-16

Value in '000' Rs

Industry Code	Industry Major Groups & Industries	No. of establishments	Census Value Added at Market Price	Non Industrial Receipts	Non Industrial Payments	Contribution to GDP at Market Price	Sales Tax (Net)
1	2	3	4	5	6	7	8
27	ELECTRICAL EQUIPMENT	16	920499	475	90085	830888	274839
271	Electric motor, generator, transformer	9	202250	475	19367	183357	21669
2710	Electric motors, generators, transformers etc.	9	202250	475	19367	183357	21669
27102 &	Electric motors/ power generators etc						
27103	Electric power distribution panel etc.	9	202250	475	19367	183357	21669
272 &	Batteries & accumulators						
273	Wiring & wiring devices	3	389827		47436	342391	245617
2720 &	Batteries & accumulators						
2732	Other electric wires & cables	3	389827		47436	342391	245617
27203 &	Lead acid/ lithium/ dry/ wet batteries						
27320	Insulated wire & cable	3	389827		47436	342391	245617
275	Domestic appliances	4	328422		23283	305140	7554
2750	Domestic appliances	4	328422		23283	305140	7554
27501	Domestic electric appliances	4	328422		23283	305140	7554
29	MOTOR VEHICLES, TRAILERS AND SEMI	3	460970		108070	352900	15042
291 &	Motor vehicles						
293	Parts & accessories for motor vehicles	3	460970		108070	352900	15042
2910 &	Motor vehicles						
2930	Parts & accessories for motor vehicles	3	460970		108070	352900	15042
29101 &	Passenger cars, commercial busses etc.						
29301	Parts & accessories for motor vehicles	3	460970		108070	352900	15042
31	FURNITURE	8	136244		13541	122703	2555
310	Furniture	8	136244		13541	122703	2555
3100	Furniture	8	136244		13541	122703	2555
31001 &	Furniture & fixtures.						
31004	Furniture for kitchen bedrooms etc.	8	136244		13541	122703	2555
32	OTHER MANUFACTURING	2	249840		13551	236289	
329	Other manufacturing n.e.c.	2	249840		13551	236289	
3290	Other manufacturing n.e.c.	2	249840		13551	236289	
32903	Pens, pencils & stamps etc.	2	249840		13551	236289	

TABLE - 11.0 **CONTRIBUTION TO GDP** **ISLAMABAD**

2015-16

Value in '000' Rs

Contribution to GDP at Producer Price	Excise Duty & Other Taxes less Subsidies	Contribution to GDP at Basic Price	District/Provincial Taxes and Land/Vehicle Tax	Contribution to GDP at Factor Cost	Industry Code
9	10	11	12	13	1
556049	4652	551397	3980	547418	27
161689	4652	157037	3929	153108	271
161689	4652	157037	3929	153108	2710
161689	4652	157037	3929	153108	27102 & 27103
96775		96775	51	96724	272 & 273
96775		96775	51	96724	2720 & 2732
96775		96775	51	96724	27203 & 27320
297586		297586		297586	275
297586		297586		297586	2750
297586		297586		297586	27501
337858	885	336973	5633	331340	29
337858	885	336973	5633	331340	291 & 293
337858	885	336973	5633	331340	2910 & 2930
337858	885	336973	5633	331340	29101 & 29301
120148		120148	1446	118702	31
120148		120148	1446	118702	310
120148		120148	1446	118702	3100
120148		120148	1446	118702	31001 & 31004
236289		236289		236289	32
236289		236289		236289	329
236289		236289		236289	3290
236289		236289		236289	32903

TABLE - 12.0 **VALUE OF INDIRECT TAXES AND SUBSIDIES** **ISLAMABAD**
2015-16
Value in '000' Rs

Industry Code	Industry Major Groups and Industries	No. of establishments	Total net indirect taxes (Col 5 -12)	Total (Col 6 to 11)	Sales taxes (net)	Import duty
1	2	3	4	5	6	7
C	**ALL INDUSTIRES**	**324**	**6558869**	**6558919**	**4625158**	**287347**
10	FOOD PRODUCTS	74	383124	383124	235648	121026
101	Processing & preserving of meat	2				
1010	Processing & preserving of meat	2				
10104	Meat products	2				
104	Vegetable & animal oils/ fats	6	8338	8338	8338	
1040	Vegetable & animal oils & fats	6	8338	8338	8338	
10401	Crude / refined vegetable oils	6	8338	8338	8338	
106	Grain mill products, starches etc	41	24437	24437	3181	8111
1061	Grain mill products	41	24437	24437	3181	8111
10611	Grain milling.	38	24437	24437	3181	8111
10612	Rice milling.	3				
107	Other food products	18	349569	349569	224129	112914
1071	Bakery products	11	7615	7615	5110	40
10711 &	Bread & rolls					
10712	Pastry, cakes, pies etc.	3	3190	3190	1950	40
10713 &	Rusks, biscuits & bakery products					
10719	Others n.e.c.	8	4425	4425	3160	
1079	Other food products n.e.c.	7	341954	341954	219019	112874
10792 &	Blending of tea & mate					
10796	Spices, sauces & condiments	4	26162	26162	13966	6175
10798 &	Processing of salt					
10799	Others n.e.c.	3	315792	315792	205053	106699
108	Prepared animal feeds	7	780	780		
1080	Prepared animal feeds	7	780	780		
10802	Prepared feeds for farm animals	7	780	780		
11 &	BEVERAGES					
12	TOBACCO PRODUCTS	7	3372546	3372546	2139635	
110 &	Beverages					
120	Tobacco products	7	3372546	3372546	2139635	
1104 &	Soft drinks, mineral waters etc					
1200	Tobacco products	7	3372546	3372546	2139635	
11042	Natural mineral waters/ bottled waters	4	437	437	331	
11043 &	Soft drinks like lemonade, cola etc.					
12009	Others n.e.c.	3	3372109	3372109	2139304	
13	TEXTILES	2	33250	33250	1576	12000
131	Spinning, weaving, finishing of textile	2	33250	33250	1576	12000
1311	Spinning of textile fibres	2	33250	33250	1576	12000
13112	Spinning of yarn or thread	2	33250	33250	1576	12000
14 &	WEARING APPAREL					
15 &	LEATHER PRODUCTS					
16	WOOD AND WOOD PRODUCTS	6	8997	8997	4067	4170
141 &	Wearing apparel					
143 &	Knitted & crocheted apparel					
152 &	Footwear					
162	Products of wood, cork, straw etc.	6	8997	8997	4067	4170
1410 &	Wearing apparel					
1430 &	Knitted & crocheted apparel					
1520 &	Footwear					
1622	Builders' carpentry & joinery	6	8997	8997	4067	4170
14102 &	Outerwear/ work wear					
14302 &	Hosiery, socks, tights & pantyhose etc					
15201 &	Footwear					
16221	Wooden goods of construction industry	6	8997	8997	4067	4170
17	PAPER AND PAPER PRODUCTS	5	125739	125739	101374	23865
170	Paper & paper products	5	125739	125739	101374	23865
1701 &	Pulp, paper & paperboard					
1702 &	Corrugated paper/ paperboard & containers					
1709	Other articles of paper & paperboard	5	125739	125739	101374	23865
17013 &	Paper & paperboard					
17021 &	Corrugated paper/ paperboard containers					
17091	Personal hygiene paper product	5	125739	125739	101374	23865
18	PRINTING/REPRODUCTION OF RECORDED MEDIA	4	1900	1900		1800
181	Printing	4	1900	1900		1800
1811	Printing	4	1900	1900		1800
18112 &	Printing of books, brochures, maps etc					
18113 &	Printing of postage stamps, cheques etc					
18115	Printing on textile, glass, metal, wood	4	1900	1900		1800

TABLE - 12.0 **VALUE OF INDIRECT TAXES AND SUBSIDIES** **ISLAMABAD**
2015-16
Value in '000' Rs

Indirect Taxes			**Indirect Taxes**	Subsidies	
Excise duty	District/ Provincial Taxes	Land Tax/Vehicle Tax	Other taxes on own production	Subsidies received	Industry Code
8	9	10	11	12	1
1515153	**9673**	**3245**	**118343**	**50**	**C**
590	2643	884	22333		10
					101
					1010
					10104
					104
					1040
					10401
	150	302	12693		106
	150	302	12693		1061
	150	302	12693		10611
					10612
590	2494	582	8860		107
			2465		1071
					10711 &
			1200		10712
					10713 &
			1265		10719
590	2494	582	6395		1079
					10792 &
590			5431		10796
					10798 &
	2494	582	964		10799
			780		108
			780		1080
			780		10802
					11 &
1232775	6	93	38		12
					110 &
1232775	6	93	38		120
					1104 &
1232775	6	93	38		1200
		87	20		11042
					11043 &
1232775	6	6	18		12009
18000	174		1500		13
18000	174		1500		131
18000	174		1500		1311
18000	174		1500		13112
					14 &
					15 &
	8		752		16
					141 &
					143 &
					152 &
	8		752		162
					1410 &
					1430 &
					1520 &
	8		752		1622
					14102 &
					14302 &
					15201 &
	8		752		16221
		500			17
		500			170
					1701 &
					1702 &
		500			1709
					17013 &
					17021 &
		500			17091
	100				18
	100				181
	100				1811
					18112 &
					18113 &
	100				18115

TABLE - 12.0 **VALUE OF INDIRECT TAXES AND SUBSIDIES** **ISLAMABAD**
2015-16
Value in '000' Rs

Industry Code	Industry Major Groups and Industries	No. of establishments	Total net indirect taxes (Col 5 -12)	Total (Col 6 to 11)	Sales taxes (net)	Import duty
1	2	3	4	5	6	7
20	CHEMICALS AND CHEMICAL PRODUCTS	10	7143	7143	4344	1390
201	Basic chemicals, fertilizers etc.	2	138	138	138	
2011 &	Basic chemicals					
2013	Plastics & synthetic rubber	2	138	138	138	
20112 &	Dyes & pigments in basic form					
20131	Plastics in primary forms	2	138	138	138	
202	Other chemical products	8	7005	7005	4206	1390
2022	Paints, varnishes & printing ink etc.	2	1167	1167		
20221	Paints & varnishes etc	2	1167	1167		
2023	Soap, perfumes & toilet preparations	6	5838	5838	4206	1390
20232 &	Soap					
20234	Detergent, dish-washing preparation etc	6	5838	5838	4206	1390
21	BASIC PHARMACEUTICAL PRODUCTS	66	211920	211920	191880	14918
210	Pharmaceuticals	66	211920	211920	191880	14918
2100	Pharmaceuticals	66	211920	211920	191880	14918
21001 &	Medicinal active substances					
21003	Medicaments/ homeopathic preparations	66	211920	211920	191880	14918
22	RUBBER AND PLASTICS PRODUCTS	18	58364	58364	43045	8301
222	Plastics products	18	58364	58364	43045	8301
2220	Plastics products	18	58364	58364	43045	8301
22201	Plastic products for packing of goods	12	51818	51818	36531	8301
22203	Plastic tableware, kitchenware etc	2	6487	6487	6487	
22209	Other diverse plastic products	4	59	59	27	
23	OTHER NON-METALLIC MINERAL PRODUCTS	54	1120293	1120293	861639	
239	Non-metallic mineral products n.e.c.	54	1120293	1120293	861639	
2392 &	Clay building materials					
2394	Cement, lime & plaster	6	1109756	1109756	853610	
23922 &	Non-refractory clay building materials					
23941	Clinkers & hydraulic cement	6	1109756	1109756	853610	
2395	Articles of concrete, cement & plaster	10	8227	8227	8000	
23951	Precast concrete, cement or stone	10	8227	8227	8000	
2396	Cutting, shaping & finishing of stone	38	2311	2311	29	
23961	Cutting, shaping & finishing of stone	38	2311	2311	29	
24	BASIC METALS	32	861037	861037	718791	71026
241	Basic iron & steel	29	861037	861037	718791	71026
2410	Basic iron & steel	29	861037	861037	718791	71026
24104 &	Remelting of scrap ingot of iron/ steel					
24106	Hot/cold-rolled products of steel	22	576170	576170	434615	70399
24108	Welded tubes & pipes of steel	7	284867	284867	284176	627
242 &	Basic precious & non-ferrous metals					
243	Casting of metals	3				
2420 &	Basic precious & non-ferrous metals					
2431	Casting of iron & steel	3				
24202 &	Aluminium & alloys					
24311	Casting of iron	3				
25	FABRICATED METAL PRODUCTS	14	30631	30631	23248	2890
251	Structural metal products etc	9	30006	30006	22748	2790
2511	Structural metal products	7	9228	9228	1970	2790
25112 &	Metal door, window, shutter, gates etc					
25119	Others n.e.c.	7	9228	9228	1970	2790
2512	Tanks, reservoirs & containers of metal	2	20778	20778	20778	
25122	Metal containers for gas	2	20778	20778	20778	
259	Other fabricated metal products	5	625	625	500	100
2593	Cutlery, h& tools & general hardware	5	625	625	500	100
25932	Knives, h& tools, saw blades etc	3				
25934	Other tools of such nature n.e.c.	2	625	625	500	100
26	COMPUTER, ELECTRONIC AND OPTICAL PRODUCTS	3	34892	34942	7475	20425
261 &	Electronic components & boards					
263 &	Communication equipment					
264	Consumer electronics	3	34892	34942	7475	20425
2610 &	Electronic components & boards					
2630 &	Communication equipment					
2640	Consumer electronics	3	34892	34942	7475	20425
26109 &	Others n.e.c.					
26303 &	Cable television equipment, antenna etc					
26409	Others n.e.c.	3	34892	34942	7475	20425

TABLE - 12.0 **VALUE OF INDIRECT TAXES AND SUBSIDIES** **ISLAMABAD**
2015-16
Value in '000' Rs

Indirect Taxes			Indirect Taxes	Subsidies	
Excise duty	District/ Provincial Taxes	Land Tax/Vehicle Tax	Other taxes on own production	Subsidies received	Industry Code
8	9	10	11	12	1
			1409		20
					201
					2011 &
					2013
					20112 &
					20131
			1409		202
			1167		2022
			1167		20221
			242		2023
					20232 &
			242		20234
1474	725	303	2621		21
1474	725	303	2621		210
1474	725	303	2621		2100
					21001 &
1474	725	303	2621		21003
2	6	92	6918		22
2	6	92	6918		222
2	6	92	6918		2220
2	6	92	6886		22201
					22203
			32		22209
255312		5	3337		23
255312		5	3337		239
					2392 &
255312			834		2394
					23922 &
255312			834		23941
			227		2395
			227		23951
		5	2276		2396
		5	2276		23961
	272	117	70832		24
	272	117	70832		241
	272	117	70832		2410
					24104 &
	213	117	70825		24106
	59		6		24108
					242 &
					243
					2420 &
					2431
					24202 &
					24311
	1239	25	3229		25
	1239		3229		251
	1239		3229		2511
					25112 &
	1239		3229		25119
					2512
					25122
		25			259
		25			2593
					25932
		25			25934
7000	22	20		50	26
					261 &
					263 &
7000	22	20		50	264
					2610 &
					2630 &
7000	22	20		50	2640
					26109 &
					26303 &
7000	22	20		50	26409

TABLE - 12.0 **VALUE OF INDIRECT TAXES AND SUBSIDIES** **ISLAMABAD**

2015-16

Value in '000' Rs

Industry Code	Industry Major Groups and Industries	No. of establishments	Total net indirect taxes (Col 5 -12)	Total (Col 6 to 11)	Sales taxes (net)	Import duty
1	2	3	4	5	6	7
27	ELECTRICAL EQUIPMENT	16	283470	283470	274839	4652
271	Electric motor, generator, transformer	9	30249	30249	21669	4652
2710	Electric motors, generators, transformers etc.	9	30249	30249	21669	4652
27102 &	Electric motors/ power generators etc					
27103	Electric power distribution panel etc.	9	30249	30249	21669	4652
272 &	Batteries & accumulators					
273	Wiring & wiring devices	3	245668	245668	245617	
2720 &	Batteries & accumulators					
2732	Other electric wires & cables	3	245668	245668	245617	
27203 &	Lead acid/ lithium/ dry/ wet batteries					
27320	Insulated wire & cable	3	245668	245668	245617	
275	Domestic appliances	4	7554	7554	7554	
2750	Domestic appliances	4	7554	7554	7554	
27501	Domestic electric appliances	4	7554	7554	7554	
29	MOTOR VEHICLES, TRAILERS AND SEMI	3	21560	21560	15042	885
291 &	Motor vehicles					
293	Parts & accessories for motor vehicles	3	21560	21560	15042	885
2910 &	Motor vehicles					
2930	Parts & accessories for motor vehicles	3	21560	21560	15042	885
29101 &	Passenger cars, commercial busses etc.					
29301	Parts & accessories for motor vehicles	3	21560	21560	15042	885
31	FURNITURE	8	4002	4002	2555	
310	Furniture	8	4002	4002	2555	
3100	Furniture	8	4002	4002	2555	
31001 &	Furniture & fixtures.					
31004	Furniture for kitchen bedrooms etc.	8	4002	4002	2555	
32	OTHER MANUFACTURING	2				
329	Other manufacturing n.e.c.	2				
3290	Other manufacturing n.e.c.	2				
32903	Pens, pencils & stamps etc.	2				

TABLE - 12.0 **VALUE OF INDIRECT TAXES AND SUBSIDIES** **ISLAMABAD**

2015-16

Value in '000' Rs

Indirect Taxes			**Indirect Taxes**	Subsidies	
Excise duty	District/ Provincial Taxes	Land Tax/Vehicle Tax	Other taxes on own production	Subsidies received	Industry Code
8	9	10	11	12	1
		51	3929		27
			3929		271
			3929		2710
					27102 &
			3929		27103
					272 &
		51			273
					2720 &
		51			2732
					27203 &
		51			27320
					275
					2750
					27501
	4478	1155			29
					291 &
	4478	1155			293
					2910 &
	4478	1155			2930
					29101 &
	4478	1155			29301
			1446		31
			1446		310
			1446		3100
					31001 &
			1446		31004
					32
					329
					3290
					32903

TABLE - 13.0 **STOCKS STATISTICS** **ISLAMABAD**
2015-16
Value in '000' Rs

Industry Code	Industry Major Groups & Industries	No. of establishments	Total stocks			Input materials		
			Value at the beginning of the year (col 7+10+13+16)	Value at the end of the year (col 8+11+14+17)	Net stocks increase (col 9+12+15+18)	Value at the beginning of the year	Value at the end of the year	Net stocks increase
1	2	3	4	5	6	7	8	9
C	**ALL INDUSTIRES**	**324**	**20832311**	**26823653**	**5991343**	**14802991**	**21160874**	**6357884**
10	FOOD PRODUCTS	74	13254133	18543533	5289400	11695671	16600388	4904716
101	Processing & preserving of meat	2	68251	83583	15332	20917	20917	
1010	Processing & preserving of meat	2	68251	83583	15332	20917	20917	
10104	Meat products	2	68251	83583	15332	20917	20917	
104	Vegetable & animal oils/ fats	6	286523	1229683	943160	127704	840781	713077
1040	Vegetable & animal oils & fats	6	286523	1229683	943160	127704	840781	713077
10401	Crude / refined vegetable oils	6	286523	1229683	943160	127704	840781	713077
106	Grain mill products, starches etc	41	1803030	1962879	159848	1435146	1517365	82219
1061	Grain mill products	41	1803030	1962879	159848	1435146	1517365	82219
10611	Grain milling.	38	1247123	1507767	260644	924540	1081141	156601
10612	Rice milling.	3	555907	455111	-100796	510606	436224	-74382
107	Other food products	18	904630	1026508	121877	104919	154744	49824
1071	Bakery products	11	76434	159940	83506	66048	105598	39549
10711 &	Bread & rolls							
10712	Pastry, cakes, pies etc.	3	43629	104494	60865	42809	82204	39395
10713 &	Rusks, biscuits & bakery products							
10719	Others n.e.c.	8	32805	55446	22641	23239	23394	154
1079	Other food products n.e.c.	7	828196	866567	38371	38871	49146	10275
10792 &	Blending of tea & mate							
10796	Spices, sauces & condiments	4	53471	66086	12615	38871	47546	8675
10798 &	Processing of salt							
10799	Others n.e.c.	3	774725	800481	25756		1600	1600
108	Prepared animal feeds	7	10191698	14240880	4049183	10006985	14066581	4059596
1080	Prepared animal feeds	7	10191698	14240880	4049183	10006985	14066581	4059596
10802	Prepared feeds for farm animals	7	10191698	14240880	4049183	10006985	14066581	4059596
11 &	BEVERAGES							
12	TOBACCO PRODUCTS	7	704849	831311	126462	539502	747104	207602
110 &	Beverages							
120	Tobacco products	7	704849	831311	126462	539502	747104	207602
1104 &	Soft drinks, mineral waters etc							
1200	Tobacco products	7	704849	831311	126462	539502	747104	207602
11042	Natural mineral waters/ bottled waters	4	6070	7918	1848	5794	7397	1603
11043 &	Soft drinks like lemonade, cola etc.							
12009	Others n.e.c.	3	698779	823393	124614	533708	739707	205999
13	TEXTILES	2	11920	12665	745	5562	5221	-341
131	Spinning, weaving, finishing of textile	2	11920	12665	745	5562	5221	-341
1311	Spinning of textile fibres	2	11920	12665	745	5562	5221	-341
13112	Spinning of yarn or thread	2	11920	12665	745	5562	5221	-341
14 &	WEARING APPAREL							
15 &	LEATHER PRODUCTS							
16	WOOD AND WOOD PRODUCTS	6	30994	21888	-9106	23380	18236	-5144
141 &	Wearing apparel							
143 &	Knitted & crocheted apparel							
152 &	Footwear							
162	Products of wood, cork, straw etc.	6	30994	21888	-9106	23380	18236	-5144
1410 &	Wearing apparel							
1430 &	Knitted & crocheted apparel							
1520 &	Footwear							
1622	Builders' carpentry & joinery	6	30994	21888	-9106	23380	18236	-5144
14102 &	Outerwear/ work wear							
14302 &	Hosiery, socks, tights & pantyhose etc							
15201 &	Footwear							
16221	Wooden goods of construction industry	6	30994	21888	-9106	23380	18236	-5144
17	PAPER AND PAPER PRODUCTS	5	35687	70749	35062	26777	48682	21905
170	Paper & paper products	5	35687	70749	35062	26777	48682	21905
1701 &	Pulp, paper & paperboard							
1702 &	Corrugated paper/ paperboard & containers							
1709	Other articles of paper & paperboard	5	35687	70749	35062	26777	48682	21905
17013 &	Paper & paperboard							
17021 &	Corrugated paper/ paperboard containers							
17091	Personal hygiene paper product	5	35687	70749	35062	26777	48682	21905
18	PRINTING/REPRODUCTION OF RECORDED MEDIA	4	17554	21523	3969	8000	10000	2000
181	Printing	4	17554	21523	3969	8000	10000	2000
1811	Printing	4	17554	21523	3969	8000	10000	2000
18112 &	Printing of books, brochures, maps etc							
18113 &	Printing of postage stamps, cheques etc							
18115	Printing on textile, glass, metal, wood	4	17554	21523	3969	8000	10000	2000

TABLE - 13.0 **STOCKS STATISTICS** **ISLAMABAD 2015-16**

Value in '000' Rs

Goods purchased for resale			Work in Process			Finished products and by-products			
Value at the beginning of the year	Value at the end of the year	Net stocks increase	Value at the beginning of the year	Value at the end of the year	Net stocks increase	Value at the beginning of the year	Value at the end of the year	Net stocks increase	Industry Code
10	11	12	13	14	15	16	17	18	1
22513	**27347**	**4834**	**990679**	**778394**	**-212286**	**5016127**	**4857038**	**-159089**	**C**
16816	22237	5421	119440	118356	-1084	1422205	1802552	380347	10
						47334	62666	15332	101
						47334	62666	15332	1010
						47334	62666	15332	10104
7481	11852	4370	44133	47838	3705	107204	329212	222008	104
7481	11852	4370	44133	47838	3705	107204	329212	222008	1040
7481	11852	4370	44133	47838	3705	107204	329212	222008	10401
9335	10386	1051	901	6542	5641	357648	428585	70937	106
9335	10386	1051	901	6542	5641	357648	428585	70937	1061
9335	10386	1051	901	6542	5641	312347	409698	97351	10611
						45301	18887	-26414	10612
			2534	2517	-17	797177	869247	72070	107
			309	270	-39	10077	54073	43996	1071
						820	22290	21470	10711 & 10712
			309	270	-39	9257	31783	22526	10713 & 10719
			2225	2247	22	787100	815174	28074	1079
			2225	2247	22	12375	16293	3918	10792 & 10796
						774725	798881	24156	10798 & 10799
			71871	61458	-10413	112841	112841		108
			71871	61458	-10413	112841	112841		1080
			71871	61458	-10413	112841	112841		10802
			10221	5579	-4642	155126	78627	-76498	11 & 12
			10221	5579	-4642	155126	78627	-76498	110 & 120
			10221	5579	-4642	155126	78627	-76498	1104 & 1200
						276	520	245	11042
			10221	5579	-4642	154850	78107	-76743	11043 & 12009
			2108	2694	586	4250	4750	500	13
			2108	2694	586	4250	4750	500	131
			2108	2694	586	4250	4750	500	1311
			2108	2694	586	4250	4750	500	13112
			5570	2116	-3454	2044	1536	-508	14 & 15 & 16
			5570	2116	-3454	2044	1536	-508	141 & 143 & 152 & 162
			5570	2116	-3454	2044	1536	-508	1410 & 1430 & 1520 & 1622
			5570	2116	-3454	2044	1536	-508	14102 & 14302 & 15201 & 16221
			543	950	407	8367	21117	12750	17
			543	950	407	8367	21117	12750	170
			543	950	407	8367	21117	12750	1701 & 1702 & 1709
			543	950	407	8367	21117	12750	17013 & 17021 & 17091
			9404	11373	1969	150	150		18
			9404	11373	1969	150	150		181
			9404	11373	1969	150	150		1811
			9404	11373	1969	150	150		18112 & 18113 & 18115

TABLE - 13.0 **STOCKS STATISTICS** **ISLAMABAD**
2015-16
Value in '000' Rs

Industry Code	Industry Major Groups & Industries	No. of establishments	Total stocks			Input materials		
			Value at the beginning of the year (col 7+10+13+16)	Value at the end of the year (col 8+11+14+17)	Net stocks increase (col 9+12+15+18)	Value at the beginning of the year	Value at the end of the year	Net stocks increase
1	2	3	4	5	6	7	8	9
20	CHEMICALS AND CHEMICAL PRODUCTS	10	116857	129046	12189	23109	39870	16761
201	Basic chemicals, fertilizers etc.	2						
2011 &	Basic chemicals							
2013	Plastics & synthetic rubber	2						
20112 &	Dyes & pigments in basic form							
20131	Plastics in primary forms	2						
202	Other chemical products	8	116857	129046	12189	23109	39870	16761
2022	Paints, varnishes & printing ink etc.	2	3500	3267	-233	3500	3267	-233
20221	Paints & varnishes etc	2	3500	3267	-233	3500	3267	-233
2023	Soap, perfumes & toilet preparations	6	113357	125779	12422	19609	36604	16995
20232 &	Soap							
20234	Detergent, dish-washing preparation etc	6	113357	125779	12422	19609	36604	16995
21	BASIC PHARMACEUTICAL PRODUCTS	66	2914750	2640715	-274035	1267654	1283858	16204
210	Pharmaceuticals	66	2914750	2640715	-274035	1267654	1283858	16204
2100	Pharmaceuticals	66	2914750	2640715	-274035	1267654	1283858	16204
21001 &	Medicinal active substances							
21003	Medicaments/ homeopathic preparations	66	2914750	2640715	-274035	1267654	1283858	16204
22	RUBBER AND PLASTICS PRODUCTS	18	300973	371541	70568	199674	229487	29813
222	Plastics products	18	300973	371541	70568	199674	229487	29813
2220	Plastics products	18	300973	371541	70568	199674	229487	29813
22201	Plastic products for packing of goods	12	266442	332825	66383	166675	194458	27783
22203	Plastic tableware, kitchenware etc	2	1740	4365	2625	1740	1765	25
22209	Other diverse plastic products	4	32791	34351	1561	31259	33264	2005
23	OTHER NON-METALLIC MINERAL PRODUCTS	54	489256	317322	-171934	21099	29830	8731
239	Non-metallic mineral products n.e.c.	54	489256	317322	-171934	21099	29830	8731
2392 &	Clay building materials							
2394	Cement, lime & plaster	6	439468	266267	-173201			
23922 &	Non-refractory clay building materials							
23941	Clinkers & hydraulic cement	6	439468	266267	-173201			
2395	Articles of concrete, cement & plaster	10	16677	8595	-8082	3882	4388	506
23951	Precast concrete, cement or stone	10	16677	8595	-8082	3882	4388	506
2396	Cutting, shaping & finishing of stone	38	33112	42461	9349	17217	25442	8225
23961	Cutting, shaping & finishing of stone	38	33112	42461	9349	17217	25442	8225
24	BASIC METALS	32	1963671	2979236	1015566	771156	1904996	1133841
241	Basic iron & steel	29	1794563	2828243	1033681	768656	1898996	1130341
2410	Basic iron & steel	29	1794563	2828243	1033681	768656	1898996	1130341
24104 &	Remelting of scrap ingot of iron/ steel							
24106	Hot/cold-rolled products of steel	22	1157414	1540302	382888	679036	1144334	465298
24108	Welded tubes & pipes of steel	7	637149	1287941	650793	89620	754662	665043
242 &	Basic precious & non-ferrous metals							
243	Casting of metals	3	169108	150993	-18115	2500	6000	3500
2420 &	Basic precious & non-ferrous metals							
2431	Casting of iron & steel	3	169108	150993	-18115	2500	6000	3500
24202 &	Aluminium & alloys							
24311	Casting of iron	3	169108	150993	-18115	2500	6000	3500
25	FABRICATED METAL PRODUCTS	14	100908	208453	107545	36189	87177	50988
251	Structural metal products etc	9	89137	196420	107283	25764	76469	50705
2511	Structural metal products	7	89137	196420	107283	25764	76469	50705
25112 &	Metal door, window, shutter, gates etc							
25119	Others n.e.c.	7	89137	196420	107283	25764	76469	50705
2512	Tanks, reservoirs & containers of metal	2						
25122	Metal containers for gas	2						
259	Other fabricated metal products	5	11771	12033	262	10425	10708	283
2593	Cutlery, h& tools & general hardware	5	11771	12033	262	10425	10708	283
25932	Knives, h& tools, saw blades etc	3	1771	2033	262	425	708	283
25934	Other tools of such nature n.e.c.	2	10000	10000		10000	10000	
26	COMPUTER, ELECTRONIC AND OPTICAL PRODUCTS	3	23844	45815	21971	14434	35856	21422
261 &	Electronic components & boards							
263 &	Communication equipment							
264	Consumer electronics	3	23844	45815	21971	14434	35856	21422
2610 &	Electronic components & boards							
2630 &	Communication equipment							
2640	Consumer electronics	3	23844	45815	21971	14434	35856	21422
26109 &	Others n.e.c.							
26303 &	Cable television equipment, antenna etc							
26409	Others n.e.c.	3	23844	45815	21971	14434	35856	21422

TABLE - 13.0 **STOCKS STATISTICS** **ISLAMABAD 2015-16**

Value in '000' Rs

Goods purchased for resale			Work in Process			Finished products and by-products			
Value at the beginning of the year	Value at the end of the year	Net stocks increase	Value at the beginning of the year	Value at the end of the year	Net stocks increase	Value at the beginning of the year	Value at the end of the year	Net stocks increase	Industry Code
10	11	12	13	14	15	16	17	18	1
						93748	89175	-4572	20
									201
									2011 & 2013
									20112 & 20131
						93748	89175	-4572	202
									2022
									20221
						93748	89175	-4572	2023
									20232 &
						93748	89175	-4572	20234
			142627	110197	-32431	1504468	1246660	-257808	21
			142627	110197	-32431	1504468	1246660	-257808	210
			142627	110197	-32431	1504468	1246660	-257808	2100
									21001 &
			142627	110197	-32431	1504468	1246660	-257808	21003
			10091	9778	-314	91208	132277	41069	22
			10091	9778	-314	91208	132277	41069	222
			10091	9778	-314	91208	132277	41069	2220
			9467	9598	131	90301	128770	38469	22201
							2600	2600	22203
			625	180	-445	907	907		22209
754	838	84	398006	233585	-164422	69397	53069	-16327	23
754	838	84	398006	233585	-164422	69397	53069	-16327	239
									2392 &
			394190	227848	-166342	45278	38419	-6859	2394
									23922 &
			394190	227848	-166342	45278	38419	-6859	23941
			250	1853	1603	12545	2354	-10191	2395
			250	1853	1603	12545	2354	-10191	23951
754	838	84	3566	3884	317	11574	12297	723	2396
754	838	84	3566	3884	317	11574	12297	723	23961
			6816	6152	-664	1185698	1068088	-117611	24
			6616	5852	-764	1019290	923395	-95896	241
			6616	5852	-764	1019290	923395	-95896	2410
									24104 &
			6616	5852	-764	471761	390115	-81646	24106
						547529	533279	-14250	24108
									242 &
			200	300	100	166408	144693	-21715	243
									2420 &
			200	300	100	166408	144693	-21715	2431
									24202 &
			200	300	100	166408	144693	-21715	24311
			771	900	129	63948	120376	56428	25
			700	850	150	62673	119101	56428	251
			700	850	150	62673	119101	56428	2511
									25112 &
			700	850	150	62673	119101	56428	25119
									2512
									25122
			71	50	-21	1275	1275		259
			71	50	-21	1275	1275		2593
			71	50	-21	1275	1275		25932
									25934
			3250	3050	-200	6160	6909	749	26
									261 &
									263 &
			3250	3050	-200	6160	6909	749	264
									2610 &
									2630 &
			3250	3050	-200	6160	6909	749	2640
									26109 &
									26303 &
			3250	3050	-200	6160	6909	749	26409

TABLE - 13.0 **STOCKS STATISTICS** **ISLAMABAD**
2015-16
Value in '000' Rs

Industry Code	Industry Major Groups & Industries	No. of establishments	Total stocks			Input materials		
			Value at the beginning of the year (col 7+10+13+16)	Value at the end of the year (col 8+11+14+17)	Net stocks increase (col 9+12+15+18)	Value at the beginning of the year	Value at the end of the year	Net stocks increase
1	2	3	4	5	6	7	8	9
27	ELECTRICAL EQUIPMENT	16	612318	438964	-173354	69659	38888	-30771
271	Electric motor, generator, transformer	9	29947	31267	1320	17027	13317	-3710
2710	Electric motors, generators, transformers etc.	9	29947	31267	1320	17027	13317	-3710
27102 &	Electric motors/ power generators etc							
27103	Electric power distribution panel etc.	9	29947	31267	1320	17027	13317	-3710
272 &	Batteries & accumulators							
273	Wiring & wiring devices	3	235232	125087	-110145	51420	24117	-27303
2720 &	Batteries & accumulators							
2732	Other electric wires & cables	3	235232	125087	-110145	51420	24117	-27303
27203 &	Lead acid/ lithium/ dry/ wet batteries							
27320	Insulated wire & cable	3	235232	125087	-110145	51420	24117	-27303
275	Domestic appliances	4	347140	282610	-64530	1212	1454	242
2750	Domestic appliances	4	347140	282610	-64530	1212	1454	242
27501	Domestic electric appliances	4	347140	282610	-64530	1212	1454	242
29	MOTOR VEHICLES, TRAILERS AND SEMI	3	131324	96228	-35096	60055	58822	-1233
291 &	Motor vehicles							
293	Parts & accessories for motor vehicles	3	131324	96228	-35096	60055	58822	-1233
2910 &	Motor vehicles							
2930	Parts & accessories for motor vehicles	3	131324	96228	-35096	60055	58822	-1233
29101 &	Passenger cars, commercial busses etc.							
29301	Parts & accessories for motor vehicles	3	131324	96228	-35096	60055	58822	-1233
31	FURNITURE	8	122194	94664	-27530	39988	22457	-17531
310	Furniture	8	122194	94664	-27530	39988	22457	-17531
3100	Furniture	8	122194	94664	-27530	39988	22457	-17531
31001 &	Furniture & fixtures.							
31004	Furniture for kitchen bedrooms etc.	8	122194	94664	-27530	39988	22457	-17531
32	OTHER MANUFACTURING	2	1080		-1080	1080		-1080
329	Other manufacturing n.e.c.	2	1080		-1080	1080		-1080
3290	Other manufacturing n.e.c.	2	1080		-1080	1080		-1080
32903	Pens, pencils & stamps etc.	2	1080		-1080	1080		-1080

TABLE - 13.0 **STOCKS STATISTICS** **ISLAMABAD 2015-16**

Value in '000' Rs

Goods purchased for resale			Work in Process			Finished products and by-products			
Value at the beginning of the year	Value at the end of the year	Net stocks increase	Value at the beginning of the year	Value at the end of the year	Net stocks increase	Value at the beginning of the year	Value at the end of the year	Net stocks increase	Industry Code
10	11	12	13	14	15	16	17	18	1
			248663	260871	12208	293997	139205	-154791	27
			6855	8722	1867	6064	9228	3164	271
			6855	8722	1867	6064	9228	3164	2710
			6855	8722	1867	6064	9228	3164	27102 & 27103
			59232	89237	30005	124580	11733	-112847	272 & 273
			59232	89237	30005	124580	11733	-112847	2720 & 2732
			59232	89237	30005	124580	11733	-112847	27203 & 27320
			182576	162912	-19664	163353	118245	-45108	275
			182576	162912	-19664	163353	118245	-45108	2750
			182576	162912	-19664	163353	118245	-45108	27501
4943	4272	-671	26969	10113	-16856	39357	23021	-16336	29
4943	4272	-671	26969	10113	-16856	39357	23021	-16336	291 & 293
4943	4272	-671	26969	10113	-16856	39357	23021	-16336	2910 & 2930
4943	4272	-671	26969	10113	-16856	39357	23021	-16336	29101 & 29301
			6200	2681	-3519	76005	69525	-6480	31
			6200	2681	-3519	76005	69525	-6480	310
			6200	2681	-3519	76005	69525	-6480	3100
			6200	2681	-3519	76005	69525	-6480	31001 & 31004
									32
									329
									3290
									32903

TABLE - 14.0 **VALUE OF ENERGY AND WATER** **ISLAMABAD**

2015-16

Value in '000' Rs

Industry Code	Industry Major Groups & Industries	No. of establishments	FUEL		Electricity	GAS	Water	Total
			Diesel, Petrol, Furnace oil	Coal, Firewood				
1	2	3	4	5	6	7	8	9
C	**ALL INDUSTIRES**	**324**	**485512**	**140157**	**5963686**	**334763**	**6984**	**6931101**
10	FOOD PRODUCTS	74	81085	3909	884242	114289	3128	1086653
101	Processing & preserving of meat	2	10542		15060			25602
1010	Processing & preserving of meat	2	10542		15060			25602
10104	Meat products	2	10542		15060			25602
104	Vegetable & animal oils/ fats	6	6073		69298	92784		168155
1040	Vegetable & animal oils & fats	6	6073		69298	92784		168155
10401	Crude / refined vegetable oils	6	6073		69298	92784		168155
106	Grain mill products, starches etc	41	8501		489119	2514	1459	501593
1061	Grain mill products	41	8501		489119	2514	1459	501593
10611	Grain milling.	38	8501		476195	2514	1459	488669
10612	Rice milling.	3			12924			12924
107	Other food products	18	1067	1929	248496	13658	1669	266819
1071	Bakery products	11	204	1929	86948	12631	15	101726
10711 &	Bread & rolls							
10712	Pastry, cakes, pies etc.	3	204		59623	1495		61322
10713 &	Rusks, biscuits & bakery products							
10719	Others n.e.c.	8		1929	27325	11136	15	40404
1079	Other food products n.e.c.	7	863		161548	1028	1654	165093
10792 &	Blending of tea & mate							
10796	Spices, sauces & condiments	4	863		4534	1028	1654	8079
10798 &	Processing of salt							
10799	Others n.e.c.	3			157014			157014
108	Prepared animal feeds	7	54902	1980	62269	5333		124484
1080	Prepared animal feeds	7	54902	1980	62269	5333		124484
10802	Prepared feeds for farm animals	7	54902	1980	62269	5333		124484
11 &	BEVERAGES							
12	TOBACCO PRODUCTS	7	76966		185464	9339		271769
110 &	Beverages							
120	Tobacco products	7	76966		185464	9339		271769
1104 &	Soft drinks, mineral waters etc							
1200	Tobacco products	7	76966		185464	9339		271769
11042	Natural mineral waters/ bottled waters	4	3322		2216			5538
11043 &	Soft drinks like lemonade, cola etc.							
12009	Others n.e.c.	3	73644		183248	9339		266231
13	TEXTILES	2	970		10058	1796		12824
131	Spinning, weaving, finishing of textile	2	970		10058	1796		12824
1311	Spinning of textile fibres	2	970		10058	1796		12824
13112	Spinning of yarn or thread	2	970		10058	1796		12824
14 &	WEARING APPAREL							
15 &	LEATHER PRODUCTS							
16	WOOD AND WOOD PRODUCTS	6	3558		6904	845		11307
141 &	Wearing apparel							
143 &	Knitted & crocheted apparel							
152 &	Footwear							
162	Products of wood, cork, straw etc.	6	3558		6904	845		11307
1410 &	Wearing apparel							
1430 &	Knitted & crocheted apparel							
1520 &	Footwear							
1622	Builders' carpentry & joinery	6	3558		6904	845		11307
14102 &	Outerwear/ work wear							
14302 &	Hosiery, socks, tights & pantyhose etc							
15201 &	Footwear							
16221	Wooden goods of construction industry	6	3558		6904	845		11307
17	PAPER AND PAPER PRODUCTS	5	1751	7	51783	14847	326	68714
170	Paper & paper products	5	1751	7	51783	14847	326	68714
1701 &	Pulp, paper & paperboard							
1702 &	Corrugated paper/ paperboard & containers							
1709	Other articles of paper & paperboard	5	1751	7	51783	14847	326	68714
17013 &	Paper & paperboard							
17021 &	Corrugated paper/ paperboard containers							
17091	Personal hygiene paper product	5	1751	7	51783	14847	326	68714
18	PRINTING/REPRODUCTION OF RECORDED MEDIA	4	160		26312	905		27377
181	Printing	4	160		26312	905		27377
1811	Printing	4	160		26312	905		27377
18112 &	Printing of books, brochures, maps etc							
18113 &	Printing of postage stamps, cheques etc							
18115	Printing on textile, glass, metal, wood	4	160		26312	905		27377

TABLE - 14.0 **VALUE OF ENERGY AND WATER** **ISLAMABAD**

2015-16

Value in '000' Rs

Industry Code	Industry Major Groups & Industries	No. of establishments	FUEL		Electricity	GAS	Water	Total
			Diesel, Petrol, Furnace oil	Coal, Firewood				
1	2	3	4	5	6	7	8	9
20	CHEMICALS AND CHEMICAL PRODUCTS	10		41	12703	6840		19585
201	Basic chemicals, fertilizers etc.	2			2398			2398
2011 &	Basic chemicals							
2013	Plastics & synthetic rubber	2			2398			2398
20112 &	Dyes & pigments in basic form							
20131	Plastics in primary forms	2			2398			2398
202	Other chemical products	8		41	10305	6840		17187
2022	Paints, varnishes & printing ink etc.	2			2800			2800
20221	Paints & varnishes etc	2			2800			2800
2023	Soap, perfumes & toilet preparations	6		41	7505	6840		14387
20232 &	Soap							
20234	Detergent, dish-washing preparation etc	6		41	7505	6840		14387
21	BASIC PHARMACEUTICAL PRODUCTS	66	46651		267049	5808	645	320153
210	Pharmaceuticals	66	46651		267049	5808	645	320153
2100	Pharmaceuticals	66	46651		267049	5808	645	320153
21001 &	Medicinal active substances							
21003	Medicaments/ homeopathic preparations	66	46651		267049	5808	645	320153
22	RUBBER AND PLASTICS PRODUCTS	18	6823		106324	572	22	113741
222	Plastics products	18	6823		106324	572	22	113741
2220	Plastics products	18	6823		106324	572	22	113741
22201	Plastic products for packing of goods	12	6823		81073	572	22	88490
22203	Plastic tableware, kitchenware etc	2			9240			9240
22209	Other diverse plastic products	4			16011			16011
23	OTHER NON-METALLIC MINERAL PRODUCTS	54	709	87061	2007888	2373	209	2098240
239	Non-metallic mineral products n.e.c.	54	709	87061	2007888	2373	209	2098240
2392 &	Clay building materials							
2394	Cement, lime & plaster	6		87061	1970456			2057517
23922 &	Non-refractory clay building materials							
23941	Clinkers & hydraulic cement	6		87061	1970456			2057517
2395	Articles of concrete, cement & plaster	10	608		5731			6339
23951	Precast concrete, cement or stone	10	608		5731			6339
2396	Cutting, shaping & finishing of stone	38	101		31701	2373	209	34384
23961	Cutting, shaping & finishing of stone	38	101		31701	2373	209	34384
24	BASIC METALS	32	243564	49039	2253764	147120	953	2694440
241	Basic iron & steel	29	243564	49039	2160769	126347	529	2580248
2410	Basic iron & steel	29	243564	49039	2160769	126347	529	2580248
24104 &	Remelting of scrap ingot of iron/ steel							
24106	Hot/cold-rolled products of steel	22	235289	49039	1551045	125762	452	1961588
24108	Welded tubes & pipes of steel	7	8276		609723	584	77	618660
242 &	Basic precious & non-ferrous metals							
243	Casting of metals	3			92995	20773	424	114192
2420 &	Basic precious & non-ferrous metals							
2431	Casting of iron & steel	3			92995	20773	424	114192
24202 &	Aluminium & alloys							
24311	Casting of iron	3			92995	20773	424	114192
25	FABRICATED METAL PRODUCTS	14	793	100	20734	2683		24310
251	Structural metal products etc	9	793		17086	2633		20512
2511	Structural metal products	7	60		13419	189		13668
25112 &	Metal door, window, shutter, gates etc							
25119	Others n.e.c.	7	60		13419	189		13668
2512	Tanks, reservoirs & containers of metal	2	733		3667	2444		6844
25122	Metal containers for gas	2	733		3667	2444		6844
259	Other fabricated metal products	5		100	3648	50		3798
2593	Cutlery, h& tools & general hardware	5		100	3648	50		3798
25932	Knives, h& tools, saw blades etc	3			1132			1132
25934	Other tools of such nature n.e.c.	2		100	2516	50		2666
26	COMPUTER, ELECTRONIC AND OPTICAL PRODUCTS	3	2		2375	3		2380
261 &	Electronic components & boards							
263 &	Communication equipment							
264	Consumer electronics	3	2		2375	3		2380
2610 &	Electronic components & boards							
2630 &	Communication equipment							
2640	Consumer electronics	3	2		2375	3		2380
26109 &	Others n.e.c.							
26303 &	Cable television equipment, antenna etc							
26409	Others n.e.c.	3	2		2375	3		2380

TABLE - 14.0 **VALUE OF ENERGY AND WATER** **ISLAMABAD**

2015-16

Value in '000' Rs

Industry Code	Industry Major Groups & Industries	No. of establishments	FUEL		Electricity	GAS	Water	Total
			Diesel, Petrol, Furnace oil	Coal, Firewood				
1	2	3	4	5	6	7	8	9
27	ELECTRICAL EQUIPMENT	16	10617		57567	26359	1664	96207
271	Electric motor, generator, transformer	9	4739		21875	26	116	26757
2710	Electric motors, generators, transformers etc.	9	4739		21875	26	116	26757
27102 &	Electric motors/ power generators etc							
27103	Electric power distribution panel etc.	9	4739		21875	26	116	26757
272 &	Batteries & accumulators							
273	Wiring & wiring devices	3	5878		34222	26332	1548	67980
2720 &	Batteries & accumulators							
2732	Other electric wires & cables	3	5878		34222	26332	1548	67980
27203 &	Lead acid/ lithium/ dry/ wet batteries							
27320	Insulated wire & cable	3	5878		34222	26332	1548	67980
275	Domestic appliances	4			1470			1470
2750	Domestic appliances	4			1470			1470
27501	Domestic electric appliances	4			1470			1470
29	MOTOR VEHICLES, TRAILERS AND SEMI	3	11861		22947	984	36	35828
291 &	Motor vehicles							
293	Parts & accessories for motor vehicles	3	11861		22947	984	36	35828
2910 &	Motor vehicles							
2930	Parts & accessories for motor vehicles	3	11861		22947	984	36	35828
29101 &	Passenger cars, commercial busses etc.							
29301	Parts & accessories for motor vehicles	3	11861		22947	984	36	35828
31	FURNITURE	8			46187			46187
310	Furniture	8			46187			46187
3100	Furniture	8			46187			46187
31001 &	Furniture & fixtures.							
31004	Furniture for kitchen bedrooms etc.	8			46187			46187
32	OTHER MANUFACTURING	2			1385			1385
329	Other manufacturing n.e.c.	2			1385			1385
3290	Other manufacturing n.e.c.	2			1385			1385
32903	Pens, pencils & stamps etc.	2			1385			1385

TABLE - 15.0 **FINANCIAL EXPENDITURES** **ISLAMABAD**

2015-16

Value in '000' Rs

Industry Code	Industry Major Groups & Industries	No. of establishments	Total Financial Expenses Col (7+8)	Interest Paid	Interest Received	Interest Paid minus Interest received	Payments for Bank Charges
1	2	3	4	5	6	7	8
C	**ALL INDUSTIRES**	**324**	**1214379**	**1006178**	**54997**	**951182**	**263198**
10	FOOD PRODUCTS	74	325963	222355	13834	208521	117442
101	Processing & preserving of meat	2	1255				1255
1010	Processing & preserving of meat	2	1255				1255
10104	Meat products	2	1255				1255
104	Vegetable & animal oils/ fats	6	50347	55371	7303	48068	2279
1040	Vegetable & animal oils & fats	6	50347	55371	7303	48068	2279
10401	Crude / refined vegetable oils	6	50347	55371	7303	48068	2279
106	Grain mill products, starches etc	41	70515	63389	796	62592	7923
1061	Grain mill products	41	70515	63389	796	62592	7923
10611	Grain milling.	38	32451	28422	796	27626	4826
10612	Rice milling.	3	38064	34967		34967	3097
107	Other food products	18	30657	8409	5735	2674	27983
1071	Bakery products	11	34245	8409		8409	25836
10711 &	Bread & rolls						
10712	Pastry, cakes, pies etc.	3	10871	8409		8409	2462
10713 &	Rusks, biscuits & bakery products						
10719	Others n.e.c.	8	23374				23374
1079	Other food products n.e.c.	7	-3588		5735	-5735	2147
10792 &	Blending of tea & mate						
10796	Spices, sauces & condiments	4	-5662		5735	-5735	73
10798 &	Processing of salt						
10799	Others n.e.c.	3	2074				2074
108	Prepared animal feeds	7	173188	95186		95186	78002
1080	Prepared animal feeds	7	173188	95186		95186	78002
10802	Prepared feeds for farm animals	7	173188	95186		95186	78002
11 &	BEVERAGES						
12	TOBACCO PRODUCTS	7	258710	264535	9300	255235	3475
110 &	Beverages						
120	Tobacco products	7	258710	264535	9300	255235	3475
1104 &	Soft drinks, mineral waters etc						
1200	Tobacco products	7	258710	264535	9300	255235	3475
11042	Natural mineral waters/ bottled waters	4	16				16
11043 &	Soft drinks like lemonade, cola etc.						
12009	Others n.e.c.	3	258694	264535	9300	255235	3459
13	TEXTILES	2	240				240
131	Spinning, weaving, finishing of textile	2	240				240
1311	Spinning of textile fibres	2	240				240
13112	Spinning of yarn or thread	2	240				240
14 &	WEARING APPAREL						
15 &	LEATHER PRODUCTS						
16	WOOD AND WOOD PRODUCTS	6	204				204
141 &	Wearing apparel						
143 &	Knitted & crocheted apparel						
152 &	Footwear						
162	Products of wood, cork, straw etc.	6	204				204
1410 &	Wearing apparel						
1430 &	Knitted & crocheted apparel						
1520 &	Footwear						
1622	Builders' carpentry & joinery	6	204				204
14102 &	Outerwear/ work wear						
14302 &	Hosiery, socks, tights & pantyhose etc						
15201 &	Footwear						
16221	Wooden goods of construction industry	6	204				204
17	PAPER AND PAPER PRODUCTS	5	3366	3133		3133	233
170	Paper & paper products	5	3366	3133		3133	233
1701 &	Pulp, paper & paperboard						
1702 &	Corrugated paper/ paperboard & containers						
1709	Other articles of paper & paperboard	5	3366	3133		3133	233
17013 &	Paper & paperboard						
17021 &	Corrugated paper/ paperboard containers						
17091	Personal hygiene paper product	5	3366	3133		3133	233
18	PRINTING/REPRODUCTION OF RECORDED MEDIA	4	164587	165243	902	164341	245
181	Printing	4	164587	165243	902	164341	245
1811	Printing	4	164587	165243	902	164341	245
18112 &	Printing of books, brochures, maps etc						
18113 &	Printing of postage stamps, cheques etc						
18115	Printing on textile, glass, metal, wood	4	164587	165243	902	164341	245

TABLE - 15.0 **FINANCIAL EXPENDITURES** **ISLAMABAD**

2015-16

Value in '000' Rs

Industry Code	Industry Major Groups & Industries	No. of establishments	Total Financial Expenses Col (7+8)	Interest Paid	Interest Received	Interest Paid minus Interest received	Payments for Bank Charges
1	2	3	4	5	6	7	8
20	CHEMICALS AND CHEMICAL PRODUCTS	10	164				164
201	Basic chemicals, fertilizers etc.	2	120				120
2011 &	Basic chemicals						
2013	Plastics & synthetic rubber	2	120				120
20112 &	Dyes & pigments in basic form						
20131	Plastics in primary forms	2	120				120
202	Other chemical products	8	44				44
2022	Paints, varnishes & printing ink etc.	2					
20221	Paints & varnishes etc	2					
2023	Soap, perfumes & toilet preparations	6	44				44
20232 &	Soap						
20234	Detergent, dish-washing preparation etc	6	44				44
21	BASIC PHARMACEUTICAL PRODUCTS	66	53875	57281	12447	44834	9041
210	Pharmaceuticals	66	53875	57281	12447	44834	9041
2100	Pharmaceuticals	66	53875	57281	12447	44834	9041
21001 &	Medicinal active substances						
21003	Medicaments/ homeopathic preparations	66	53875	57281	12447	44834	9041
22	RUBBER AND PLASTICS PRODUCTS	18	9830	8868		8868	962
222	Plastics products	18	9830	8868		8868	962
2220	Plastics products	18	9830	8868		8868	962
22201	Plastic products for packing of goods	12	9772	8868		8868	904
22203	Plastic tableware, kitchenware etc	2	20				20
22209	Other diverse plastic products	4	38				38
23	OTHER NON-METALLIC MINERAL PRODUCTS	54	3028	10490	10365	125	2903
239	Non-metallic mineral products n.e.c.	54	3028	10490	10365	125	2903
2392 &	Clay building materials						
2394	Cement, lime & plaster	6	2118	10490	10365	125	1993
23922 &	Non-refractory clay building materials						
23941	Clinkers & hydraulic cement	6	2118	10490	10365	125	1993
2395	Articles of concrete, cement & plaster	10	5				5
23951	Precast concrete, cement or stone	10	5				5
2396	Cutting, shaping & finishing of stone	38	905				905
23961	Cutting, shaping & finishing of stone	38	905				905
24	BASIC METALS	32	339873	220866		220866	119007
241	Basic iron & steel	29	330513	211506		211506	119007
2410	Basic iron & steel	29	330513	211506		211506	119007
24104 &	Remelting of scrap ingot of iron/ steel						
24106	Hot/cold-rolled products of steel	22	272891	159949		159949	112942
24108	Welded tubes & pipes of steel	7	57622	51557		51557	6065
242 &	Basic precious & non-ferrous metals						
243	Casting of metals	3	9360	9360		9360	
2420 &	Basic precious & non-ferrous metals						
2431	Casting of iron & steel	3	9360	9360		9360	
24202 &	Aluminium & alloys						
24311	Casting of iron	3	9360	9360		9360	
25	FABRICATED METAL PRODUCTS	14	5283	4652		4652	631
251	Structural metal products etc	9	4733	4652		4652	81
2511	Structural metal products	7	4684	4652		4652	32
25112 &	Metal door, window, shutter, gates etc						
25119	Others n.e.c.	7	4684	4652		4652	32
2512	Tanks, reservoirs & containers of metal	2	49				49
25122	Metal containers for gas	2	49				49
259	Other fabricated metal products	5	551				551
2593	Cutlery, h& tools & general hardware	5	551				551
25932	Knives, h& tools, saw blades etc	3	451				451
25934	Other tools of such nature n.e.c.	2	100				100
26	COMPUTER, ELECTRONIC AND OPTICAL PRODUCTS	3	5479	7004	2376	4628	851
261 &	Electronic components & boards						
263 &	Communication equipment						
264	Consumer electronics	3	5479	7004	2376	4628	851
2610 &	Electronic components & boards						
2630 &	Communication equipment						
2640	Consumer electronics	3	5479	7004	2376	4628	851
26109 &	Others n.e.c.						
26303 &	Cable television equipment, antenna etc						
26409	Others n.e.c.	3	5479	7004	2376	4628	851

TABLE - 15.0 **FINANCIAL EXPENDITURES** **ISLAMABAD**

2015-16

Value in '000' Rs

Industry Code	Industry Major Groups & Industries	No. of establishments	Total Financial Expenses Col (7+8)	Interest Paid	Interest Received	Interest Paid minus Interest received	Payments for Bank Charges
1	2	3	4	5	6	7	8
27	ELECTRICAL EQUIPMENT	16	6020	4746		4746	1274
271	Electric motor, generator, transformer	9	1734	1100		1100	634
2710	Electric motors, generators, transformers etc.	9	1734	1100		1100	634
27102 &	Electric motors/ power generators etc						
27103	Electric power distribution panel etc.	9	1734	1100		1100	634
272 &	Batteries & accumulators						
273	Wiring & wiring devices	3	3861	3646		3646	214
2720 &	Batteries & accumulators						
2732	Other electric wires & cables	3	3861	3646		3646	214
27203 &	Lead acid/ lithium/ dry/ wet batteries						
27320	Insulated wire & cable	3	3861	3646		3646	214
275	Domestic appliances	4	425				425
2750	Domestic appliances	4	425				425
27501	Domestic electric appliances	4	425				425
29	MOTOR VEHICLES, TRAILERS AND SEMI	3	35449	36828	5772	31056	4393
291 &	Motor vehicles						
293	Parts & accessories for motor vehicles	3	35449	36828	5772	31056	4393
2910 &	Motor vehicles						
2930	Parts & accessories for motor vehicles	3	35449	36828	5772	31056	4393
29101 &	Passenger cars, commercial busses etc.						
29301	Parts & accessories for motor vehicles	3	35449	36828	5772	31056	4393
31	FURNITURE	8	2199	176		176	2023
310	Furniture	8	2199	176		176	2023
3100	Furniture	8	2199	176		176	2023
31001 &	Furniture & fixtures.						
31004	Furniture for kitchen bedrooms etc.	8	2199	176		176	2023
32	OTHER MANUFACTURING	2	111				111
329	Other manufacturing n.e.c.	2	111				111
3290	Other manufacturing n.e.c.	2	111				111
32903	Pens, pencils & stamps etc.	2	111				111

Annexures

Description	Page #
CMI2005-06 Questionnaire	659 -663
Pakistan Standard Industrial Classification (PSIC) 2010	665 - 677
Weights	679 -681

GOVERNMENT OF PAKISTAN
PAKISTAN BUREAU OF STATISTICS
ISLAMABAD

CENSUS OF MANUFACTURING INDUSTRIES 2015-16

CONFIDENTIAL

It is obligatory to provide the requisite information collected under General Statistics (Reorganization) Act, 2011. As provided in the Act the information supplied will be treated confidential and be used to provide aggregate statistics and not made available to any individual, government agency/department for tax or any other purpose.

SECTION-1: PARTICULAR OF ESTABLISHMENT	PCODE											
Name of Establishment:												
Address - Factory												
Province:	District:	Tehsil:										
Address- Headquarter												
Address- Registered (if different from above)												
Ph.:	Mobile:	Fax:										
Email:	Web:											
Type of Major Manufacturing Activity	PSIC CODE (to be filled at office)											
Year of Registration	Year of commencement of operation											
Establishment export production:- **Yes:** ☐ **No:** ☐	Establishment import input material directly- **Yes:** ☐ **No:** ☐											
Enterprise/Establishment listed with Stock Exchange: **Yes:** ☐ **No:** ☐	Enterprise/Establishment certification 1-☐ISO-14000 2- ☐ISO-9001 3- ☐HSE system (OHSAS-18000) 4-☐Others _____ 5-☐No certification											

SECTION-2: ORGANIZATION OF ESTABLISHMENT/ENTERPRISE

2.1 Establishment has a parent/subsidiary enterprise/company? **Yes:** ☐ **No:** ☐ **(if No. then Go to Section 3)**

2.2 Details

(i) Name of parent enterprise/ company _____

(ii) Address of parent enterprise/ company _____

(iii) Phone: _____ (iv) Email: _____ (v) Fax: _____

2.3 The name, address and activities of the establishments associated with parent enterprise / company

S.No	**Name of Establishment**	**Address**	**Major Manufacturing Activity**	**PSIC Code** (to be filled at office)

Note: PLEASE INDICATE that the questionnaire covers data

Only for the H.Q.	**1.** ☐
For the H.Q. and producing establishments at H.Qs' site separately	**2.** ☐
The H.Q. and the producing establishments at H.Qs' site collectively	**3.** ☐
The total Enterprise with separate questionnaire for each establishment	**4.** ☐

SECTION-3 A: OWNERSHIP OF ESTABLISHMENT			
State owned /Public Sector	1. ☐	Privately owned	3.☐
Foreign controlled enterprise	2. ☐	Others (please specify)	4.☐
B: STATUS OF ESTABLISHMENT			
Individual proprietorship/Ownership	1. ☐	Partnership	4.☐
Private Limited Company	2. ☐	Public Limited Company (listed/un-listed)	5.☐
Cooperative Society	3. ☐	Others (please specify)	6.☐

SECTION-4 A: EMPLOYMENT		Employees on 30th June 2016* (No.)		Employment Cost during 2015-16 "000" Rs.			
Type of Employees	**Code**	**Male**	**Female**	**Wages & Salaries**	**Other cash payment**	**Payment in kind**	**Total Col 5+6+7**
1	**2**	**3**	**4**	**5**	**6**	**7**	**8**
Regular Employees	411						
Contract Employees	412						
Casual Paid Employees	413						
Contributing Family Workers	414						
Working proprietor & active partners	415						
Total	**400**						

*Industries having seasonal employment should give average employees during 2015-16

Employment Skill Level and Total Salary during 2015-16

B: Type of Employees	Code	Male		Female		Total
		No. of Employees	**Wages & Salaries** in "000" Rs.	**No. of Employees**	**Wages & Salaries** in "000" Rs.	**Wages & Salaries** in "000" Rs.
1	**2**	**3**	**4**	**5**	**6**	**7**
Managers (those who make important decision)	421					
Skilled/Technical workers (those involved in production, accounts, medium level staff)	422					
Unskilled Workers (low level staff)	423					
Total	**420**					

SECTION-5 A: TAXES ON OWN PRODUCTS			B: SUBSIDIES, DEPRECIATION, INTEREST		
Item	**Code**	**Value in "000" Rs.**	**Item**	**Code**	**Value in "000" Rs.**
Sales tax subtracting refund (net)	511		Subsidies received	521	
Import Duty	512		Depreciation for fixed assets	522	
Excise Duty	513		Interest paid	523	
Land tax/Vehicle tax	514		Interest Received	524	
District/Provincial taxes	515				
Other taxes on production (Please specify)……	516				
Total	**510**		**Total**	**520**	

SECTION-6: OUTPUT DURING 2015-16 (Excluding Sales Tax, Excise Duty, Import Duties etc.)

A: Main Production Activities	Code	Value in "000"Rs.
Value of sales from finished/semi-finished goods from own production Out of Which	611	
- **Value of sales through website, internet or online business.**	6111	
Value of fixed assets produced for own use	612	
Value of sale of electricity generated	613	
Total	**610**	

B: Other Activities	Code	Value in "000"Rs.
Receipt of work done for others (contract, commission, repair, maintenance/installation etc.)	621	
Receipt from industrial waste (scrap and refuse etc.)	622	
Goods purchased for re-sale	623	
Receipts from transport services rendered to others	624	
Receipt from rental, lease of buildings and equipment and warehouse and storage of goods in cold storage, godown etc.	625	
Receipts from agency commissions etc.	626	
Other Receipts from output (Pl. specify)	627	
Total	**620**	

C: PRODUCTS MANUFACTURED DURING 2015-16

Products/By product	CPC Code	Unit of Measurement	Unit Code (See below)	Installed Capacity	Quantity Manufactured	Value in "000" Rs
1	2	3	4	5	6	7
1.						
2.						
3.						
4.						
5.						
6.						
7.						
8.						
91. **Total**						

1. M.T. If production is in solids (Iron, Wheat, Ghee etc.)
2. '000' Liters If production is in Liquid Form (Beverages, Milk etc.)
3. '000' Reams If production is in Reams (Paper etc.)
4. KWH If production is in Electric Current
5. Bundles If production is in Bundles(Cotton yarn)
6. '000' No. If production is in Numbers (Fans, Machines, etc.)
7. '000'Sq. Meter. If production is in Length (Cloth, Wood etc.)
8. '000' Boxes If production is in Boxes (Packing Boxes of paper etc.)
9. '000' Bales If production is in bales (Cotton etc.)
10. Cubic Meter If production is in cubic meters (Gas etc.)

SECTION-7 A-I: INPUTS DURING 2015-16 (Including Sales Tax, Excise Duty, Import Duties etc.)		
Items	Code	**Value in "000" Rs**
Payments for raw materials, chemicals & dyes parts, components, packing materials etc.	711	
Cost of goods purchased for re-sale	712	
Payment for printing and stationary	713	
Payments for storage, lease and hire of plant, building, machinery and equipments.	714	
Payments for work done by others (repairs, maintenance, contract and commission etc.)	715	
Insurance payments(non-life)	721	
Bank charges	722	
Legal and professional fee	731	
Advertisement cost	732	
Packing charges	733	
Transportation charges on finished goods	741	
Payments for postage, telephone, fax, internet etc.	751	
Travelling expenses	752	
Entertainment charges	753	
Training/educational expenditures (external cost only)	754	
Payments for copy rights, royalties, patents	791	
Commission paid to agents	792	
Others (Pl. Specify)	793	
Total	**700**	

A-II : ENERGY (Including Sales Tax, Excise Duty, Import Duties etc.)

Item		CPC Code	Unit of Measurement	Unit Code	Quantity Consumed	**Value in "000" Rs.**
1		2	3	4	5	6
Electricity		17100				
Gas	System Based Gas	12021				
	LNG	12022				
Diesel		33350				
Petrol		33310				
Coal		11010				
Furnace oil		33380				
Firewood		03130				
Water		18000				
Other (Specify)……..						
92.**Total**						

B: Raw Materials (use additional sheet, if necessary)

1.					
2.					
3.					
4.					
5.					
6.					
7.					
8.					
9.					
10.					
99. **Total**					

SECTION-8: CHANGES IN INVENTORIES DURING 2015-16				
Item	Code	**Opening Stock Value in "000" Rs.**	Code	**Closing Stock Value in "000" Rs.**
Raw Materials	811		821	
Goods explicitly purchased for re-sale	812		822	
Work in progress	813		823	
Finished products	814		824	
Total Stocks	**810**		**820**	

SECTION-9: FIXED ASSETS/GFCF								
Type of Assets			Code	Fixed Assets on 1st July 2015	Acquisition of fixed assets (new /existing) during the year	Addition, alteration & improvements during year	Sales proceeds of fixed assets disposed off during year	*Capital formation on own account	Gross Fixed Capital Formation Col (4+5-6+7)
				Value in "000" Rs.			Value in "000" Rs.		
1			2	3	4	5	6	7	8
Land Purchased			911						
Dwellings (Residential Buildings)			921						
Other buildings & Structures	Buildings other than dwellings		931						
	Other Structures		932						
	Land improvements & cost of land transfer		933						
Machinery and Equipment	Transport Equipment (Vehicles etc.)		941						
	ICT (Computer hardware & telecommunication equipment**)		942						
	Furniture & Fixture		943						
	Other machinery and equipment	Electrical	951						
		Non-Electrical	952						
Intellectual Property Products	Research and Development		961						
	Computer software and database		962						
	Other intellectual property products		963						
Total			**900**						

*Fixed assets produced for own use **Information Communication and Telecommunication
Note: Assets acquired on financial lease, should be included in the respective category.

PAKISTAN STANDARD INDUSTRIAL CLASSIFICATION REVISION 4 (2010)

Division	Group	Class	Subclass	Description
10				**Manufacture of food products**
	101			Processing and preserving of meat
		1010		Processing and preserving of meat
			10101	Operation of slaughterhouses
			10102	Production of fresh, chilled or frozen meat, in carcasses, in cuts or in individual portions
			10103	Production of dried, salted or smoked meat
			10104	Production of meat products
			10105	Production of hides and skins originating from slaughterhouses, including fellmongery
			10106	Rendering of edible fats of animal origin
			10107	Processing of animal offal
			10108	Production of pulled wool
			10109	Others n.e.c.
	102			Processing and preserving of fish, crustaceans and molluscs
		1020		Processing and preserving of fish, crustaceans and molluscs
			10201	Preparation and preservation of fish, crustaceans and molluscs
			10202	Production of fish, crustacean and mollusc products
			10203	Production of fishmeal for human consumption or animal feed
			10204	Production of meals and solubles from fish and other aquatic animals unfit for human consumption
			10205	Activities of vessels engaged only in the processing and preserving of fish
			10209	Others n.e.c.
	103			Processing and preserving of fruit and vegetables
		1030		Processing and preserving of fruit and vegetables
			10301	Manufacture of food consisting chiefly of fruit or vegetables/ manufacture of perishable prepared foods of fruit and vegetables, such as: Salads, peeled or cut vegetables, tofu (bean curd)
			10302	Preserving of fruit, nuts or vegetables
			10303	Manufacture of fruit or vegetable food products
			10304	Manufacture of fruit or vegetable juices/ concentrates
			10305	Manufacture of jams, marmalades and table jellies
			10306	Processing, preserving and industrial peeling of potatoes
			10307	Roasting of nuts/ manufacture of nut foods and pastes
			10309	Others n.e.c.
	104			Manufacture of vegetable and animal oils and fats
		1040		Manufacture of vegetable and animal oils and fats
			10401	Manufacture of crude / refined vegetable oils and their processing
			10402	Manufacture of non-defatted flour or meal of oilseeds, oil nuts or oil kernels
			10403	Manufacture of margarine/ melanges and similar spreads
			10404	Manufacture of non-edible animal oils and fats/ extraction of fish and marine mammal oils
			10405	Production of cotton linters
			10406	Production of oilcakes and other residual products of oil production
			10409	Others n.e.c.
	105			**Manufacture of dairy products**
		1050		Manufacture of dairy products
			10501	Manufacture of fresh liquid milk, pasteurized, sterilized, homogenized and/or ultra heat treated/ manufacture of milk-based drinks
			10502	Manufacture of cream from fresh liquid milk
			10503	Manufacture of dried or concentrated milk
			10504	Manufacture of butter/ cheese etc.
			10505	Manufacture of yoghurt
			10506	Manufacture of ice cream and other edible ice/ Manufacture of milk or cream in solid form
			10509	Others n.e.c.
	106			Manufacture of grain mill products, starches and starch products
		1061		**Manufacture of grain mill products**
			10611	Grain milling
			10612	Rice milling
			10613	Vegetable milling
			10614	Manufacture of cereal breakfast foods
			10615	Manufacture of flour mixes and prepared blended flour and dough for bread, cakes, biscuits or pancakes
			10619	Others n.e.c.
		1062		**Manufacture of starches and starch products**
			10621	Manufacture of starches from rice, potatoes, maize etc.
			10622	Wet corn milling
			10623	Manufacture of glucose, glucose syrup, maltose, inulin etc.
			10624	Manufacture of gluten
			10625	Manufacture of corn oil
			10629	Others n.e.c.
	107			Manufacture of other food products
		1071		**Manufacture of bakery products**
			10711	Manufacture of bread and rolls
			10712	Manufacture of fresh/ preserved pastry, cakes, pies, tarts etc.
			10713	Manufacture of rusks, biscuits and other “dry” bakery products/ snack products
			10719	Others n.e.c.

Division	Group	Class	Subclass	Description
		1072		**Manufacture of sugar**
			10721	Manufacture or refining of sugar and sugar substitutes from the juice of cane, beet, maple and palm etc.
			10722	Manufacture of sugar syrups
			10723	Manufacture of molasses
			10724	Production of maple syrup and sugar
		1073		**Manufacture of cocoa, chocolate and sugar confectionery**
			10731	Manufacture of cocoa, cocoa butter, cocoa fat, cocoa oil
			10732	Manufacture of chocolate & chocolate confectionery, sugar confectionery etc.
			10733	Manufacture of chewing gum
			10734	Preserving in sugar of fruit, nuts, fruit peels and other parts of plants
			10739	Others n.e.c.
		1074		**Manufacture of macaroni, noodles, couscous and similar farinaceous products**
			10741	Manufacture of pastas such as macaroni and noodles etc.
			10742	Manufacture of canned or frozen pasta products
			10749	Others n.e.c.
		1075		**Manufacture of prepared meals and dishes**
			10751	Manufacture of meat or poultry dishes
			10752	Manufacture of fish dishes, including fish and chips
			10753	Manufacture of prepared dishes of vegetables
			10759	Others n.e.c.
		1079		**Manufacture of other food products n.e.c.**
			10791	Decaffeinating and roasting of coffee/ production of coffee products/ manufacture of coffee substitutes
			10792	Blending of tea and mate/ manufacture of extracts and preparations based on tea or maté
			10793	Manufacture of soups and broths
			10794	Manufacture of special foods, such as infant formula, follow up milks and other follow up foods, baby foods, foods containing homogenized ingredients
			10795	Manufacture of perishable prepared foods, such as sandwiches, fresh pizza
			10796	Manufacture of spices, sauces and condiments
			10797	Manufacture of herb infusions (mint, vervain, chamomile etc.)/ manufacture of extracts and juices of meat, fish, crustaceans or molluscs
			10798	Processing of salt into food-grade salt, e.g. iodized salt
			10799	Others n.e.c.
	108			Manufacture of prepared animal feeds
		1080		**Manufacture of prepared animal feeds**
			10801	Manufacture of prepared feeds for pets, including dogs, cats, birds, fish etc.
			10802	Manufacture of prepared feeds/ preparation of unmixed feeds for farm animals
			10803	Treatment of slaughter waste to produce animal feeds
			10809	Others n.e.c.
11				**Manufacture of beverages**
	110			Manufacture of beverages
		1101		**Distilling, rectifying and blending of spirits**
			11010	Manufacture of distilled, potable, alcoholic beverages, blending of distilled spirits, production of neutral spirits
		1102		**Manufacture of wines**
			11020	Manufacture of wine etc.
		1103		**Manufacture of malt liquors and malt**
			11030	Manufacture of malt and malt liquors
		1104		**Manufacture of soft drinks; production of mineral waters and other bottled waters**
			11041	Manufacture of non-alcoholic beverages
			11042	Production of natural mineral waters and other bottled waters
			11043	Manufacture of soft drinks like lemonade, orangeade, cola, fruit drinks, tonic waters etc.
12				**Manufacture of tobacco products**
	120			Manufacture of tobacco products
		1200		**Manufacture of tobacco products**
			12001	Manufacture of tobacco products and products of tobacco substitutes etc.
			12009	Others n.e.c.
13				**Manufacture of textiles**
	131			Spinning, weaving and finishing of textiles
		1311		**Preparation and spinning of textile fibres**
			13111	Preparatory operations on textile fibres
			13112	Spinning and manufacture of yarn or thread
			13113	Manufacture of paper yarn
		1312		**Weaving of textiles**
			13121	Manufacture of broad woven cotton-type, woollen-type, worsted-type or silk-type fabrics
			13122	Manufacture of other broad woven fabrics, using flax, ramie, hemp, jute, bast fibres and special yarns
			13129	Others n.e.c.
		1313		**Finishing of textiles**
			13131	Bleaching and dyeing of textile fibres, yarns, fabrics and textile articles, including wearing apparel
			13132	Dressing, drying, steaming, shrinking, mending, Sanforizing, mercerizing of textiles and textile articles, including wearing apparel
			13139	Others n.e.c.
	139			Manufacture of other textiles
		1391		**Manufacture of knitted and crocheted fabrics**
			13910	Manufacture and processing of knitted or crocheted fabrics etc.

Division	Group	Class	Subclass	Description
		1392		**Manufacture of made-up textile articles, except apparel**
			13921	Manufacture, of made-up articles of any textile material
			13922	Manufacture of made-up furnishing articles
			13929	Others n.e.c.
		1393		**Manufacture of carpets and rugs**
			13930	Manufacture of textile floor coverings like carpets, rugs and mats, tiles etc.
		1394		**Manufacture of cordage, rope, twine and netting**
			13941	Manufacture of twine, cordage, rope and cables of textile fibres or strip or the like
			13942	Manufacture of knotted netting of twine, cordage or rope including products of rope or netting
		1399		**Manufacture of other textiles n.e.c.**
			13991	Manufacture of labels, badges etc.
			13992	Manufacture of tulles and other net fabrics, and of lace and embroidery/ ornamental trimmings
			13999	Others n.e.c. (see detail under class 1399)
14				**Manufacture of wearing apparel**
	141			Manufacture of wearing apparel, except fur apparel
		1410		**Manufacture of wearing apparel, except fur apparel**
			14101	Manufacture of wearing apparel made of leather or composition leather
			14102	Manufacture of other outerwear/ work wear
			14103	Manufacture of underwear and nightwear
			14104	Manufacture of babies' garments, tracksuits and others etc.
			14105	Manufacture of other clothing accessories such as gloves, belts, shawls, ties, cravats, hairnets etc./ hats and caps/
			14106	Manufacture of footwear of textile material without applied soles
			14109	Others n.e.c.
	142			Manufacture of articles of fur
		1420		**Manufacture of articles of fur**
			14200	Manufacture of articles made of fur skins
	143			Manufacture of knitted and crocheted apparel
		1430		**Manufacture of knitted and crocheted apparel**
			14301	Manufacture of knitted or crocheted wearing apparel and other made-up articles like pullovers, cardigans, jerseys, waistcoats and similar articles
			14302	Manufacture of hosiery, including socks, tights and pantyhose
			14309	Others n.e.c.
15				**Manufacture of leather and related products**
	151			Tanning and dressing of leather; manufacture of luggage, handbags, saddlery and harness; dressing and dyeing of fur
		1511		**Tanning and dressing of leather; dressing and dyeing of fur**
			15111	Tanning, dyeing and dressing of hides and skins
			15112	Scraping, shearing, plucking, currying, tanning, bleaching and dyeing of fur skins and hides with the hair on
			15119	Others n.e.c.
		1512		**Manufacture of luggage, handbags and the like, saddlery and harness**
			15121	Manufacture of luggage, handbags and the like, of leather, composition leather or any other material
			15122	Manufacture of diverse articles of leather or composition leather
			15129	Others n.e.c.
	152			Manufacture of footwear
		1520		**Manufacture of footwear**
			15201	Manufacture of footwear for all purposes, of any material, by any process
			15202	Manufacture of leather parts of footwear etc.
			15209	Others n.e.c.
16				**Manufacture of wood and of products of wood and cork, except furniture; manufacture of articles of straw and plaiting materials**
	161			Sawmilling and planning of wood
		1610		**Sawmilling and planning of wood**
			16101	Sawing, planning and machining of wood/ slicing, peeling or chipping logs
			16102	Manufacture of wooden railway sleepers
			16103	Manufacture of unassembled wooden flooring/ wood wool, wood flour, chips, particles
			16109	Others n.e.c.
	162			Manufacture of products of wood, cork, straw and plaiting materials
		1621		**Manufacture of veneer sheets and wood-based panels**
			16211	Manufacture of veneer sheets
			16212	Manufacture of plywood, veneer panels and similar laminated wood boards and sheets
			16213	Manufacture of particle board and fibreboard/ densified wood etc.
			16219	Others n.e.c.
		1622		**Manufacture of builders' carpentry and joinery**
			16221	Manufacture of wooden goods intended to be used in the construction industry
			16222	Manufacture of prefabricated buildings, or elements thereof, predominantly of wood/ mobile homes / wood partitions etc.
		1623		**Manufacture of wooden containers**
			16231	Manufacture of packing cases, boxes, crates, drums/ cable-drums etc. of wood
			16232	Manufacture of pallets, box pallets and other load boards of wood/ manufacture of barrels, vats, tubs and other coopers' products of wood
			16233	Manufacture of wooden cable-drums
		1629		**Manufacture of other products of wood; manufacture of articles of cork, straw and plaiting materials**
			16291	Manufacture of various wood products (see detail in description)
			16292	Natural cork processing, manufacture of agglomerated cork / articles of cork etc.
			16299	Others n.e.c.

Division	Group	Class	Subclass	Description
17				**Manufacture of paper and paper products**
	170			Manufacture of paper and paper products
		1701		**Manufacture of pulp, paper and paperboard**
			17011	Manufacture of paper pulp/ pulp from waste paper
			17012	Manufacture of cotton-linters pulp
			17013	Manufacture of paper and paperboard/ further processing of paper and paperboard
			17014	Manufacture of newsprint and other printing or writing paper
			17015	Manufacture of others like carbon paper or stencil paper etc.
			17019	Others n.e.c.
		1702		**Manufacture of corrugated paper and paperboard and of containers of paper and paperboard**
			17021	Manufacture of corrugated paper and paperboard and their container etc.
			17022	Manufacture of sacks, bags, office box files and similar articles of paper
			17029	Others n.e.c.
		1709		**Manufacture of other articles of paper and paperboard**
			17091	Manufacture of household and personal hygiene paper and cellulose wadding products
			17092	Manufacture of printing and writing paper, computer printout paper, self-copy paper etc. ready for use
			17099	Others n.e.c. (see detail in description)
18				**Printing and reproduction of recorded media**
	181			Printing and service activities related to printing
		1811		**Printing**
			18111	Printing of newspapers, magazines and other periodicals
			18112	Printing of books and brochures, music and music manuscripts, maps, atlases, posters, advertising catalogues, prospectuses and other printed advertising,
			18113	Printing of postage stamps, taxation stamps, documents of title, cheques and other security papers
			18114	Printing of diaries, calendars, business forms and other commercial printed matter, personal stationery and other printed matter by letterpress, offset, photogravure, flexographic and other printing presses, duplication machines, computer printers, embossers etc., including quick printing
			18115	Printing directly onto textiles, plastic, glass, metal, wood and ceramics (except silk-screen printing on textiles and wearing apparel)
			18119	Other printing n.e.c.
		1812		**Service activities related to printing**
			18121	Binding of printed sheets
			18122	Composition, typesetting, phototypesetting, pre-press data input including scanning and optical character recognition, electronic make-up
			18123	Plate-making services including image-setting and plate-setting
			18124	Preparation of plates and dies
			18125	Design of printing products e.g. sketches, layouts, dummies etc.
			18126	Other graphic activities such as die-sinking or die-stamping, Braille copying, embossing, varnishing and laminating, collating and insetting, creasing
			18129	Other such activities n.e.c.
	182			Reproduction of recorded media
		1820		**Reproduction of recorded media**
			18201	Reproduction from master copies of gramophone records, compact discs and tapes with music or other sound recordings
			18202	Reproduction from master copies of records, compact discs and tapes with motion pictures and other video recordings
			18203	Reproduction from master copies of software and data on discs and tapes
			18209	Other such activities n.e.c.
19				**Manufacture of coke and refined petroleum products**
	191			Manufacture of coke oven products
		1910		**Manufacture of coke oven products**
			19101	Operation of coke ovens
			19102	Production of coke and semi-coke/ production of coke oven gas
			19103	Production of pitch and pitch coke
			19104	Production of crude coal and lignite tars
			19105	Agglomeration of coke
	192			Manufacture of refined petroleum products
		1920		**Manufacture of refined petroleum products**
			19201	Production of motor fuel like gasoline, kerosene etc.
			19202	Production of fuel, refinery gases such as ethane, propane, butane etc.
			19203	Manufacture of oil-based lubricating oils or greases, including from waste oil
			19204	Manufacture of products for the petrochemical industry and for the manufacture of road coverings
			19205	Manufacture of various products like white spirit, Vaseline, paraffin wax etc.
			19206	Manufacture of hard-coal and lignite fuel briquettes / petroleum briquettes
			19207	Blending of bio fuels
			19209	Others n.e.c.
20				**Manufacture of chemicals and chemical products**
	201			Manufacture of basic chemicals, fertilizers and nitrogen compounds, plastics and synthetic rubber in primary forms
		2011		**Manufacture of basic chemicals**
			20111	Manufacture of liquefied or compressed inorganic industrial or medical gases
			20112	Manufacture of dyes and pigments in basic form or as concentrate
			20113	Manufacture of inorganic acids except nitric acid, Manufacture of alkalis, lyes and other inorganic bases except ammonia
			20114	Manufacture of chemical elements and other inorganic compounds
			20115	Manufacture of basic organic chemicals
			20116	Manufacture of distilled water/ synthetic aromatic products
			20117	Roasting of iron pyrites

Division	Group	Class	Subclass	Description
			20118	Manufacture of products of a kind used as fluorescent brightening agents or as luminophores
			20119	Others n.e.c.
		2012		**Manufacture of fertilizers and nitrogen compounds**
			20121	Manufacture of fertilizers
			20122	Manufacture of associated nitrogen products
			20123	Manufacture of potting soil
		2013		**Manufacture of plastics and synthetic rubber in primary forms**
			20131	Manufacture of plastics in primary forms
			20132	Manufacture of synthetic rubber in primary forms
			20133	Manufacture of mixtures of synthetic and natural rubber or rubber-like gums (e.g. balata)/ manufacture of cellulose and its chemical derivatives
			20139	Others n.e.c.
	202			Manufacture of other chemical products
		2021		**Manufacture of pesticides and other agrochemical products**
			20211	Manufacture of insecticides, rodenticides, fungicides, herbicides
			20212	Manufacture of anti-sprouting products, plant growth regulators
			20213	Manufacture of disinfectants (for agricultural and other use)
			20219	Manufacture of other agrochemical products n.e.c.
		2022		**Manufacture of paints, varnishes and similar coatings, printing ink and mastics**
			20221	Manufacture of paints and varnishes, enamels or lacquers
			20222	Manufacture of prepared pigments and dyes, opacifiers and colours
			20223	Manufacture of vitrifiable enamels and glazes and engobes etc.
			20224	Manufacture of mastics
			20225	Manufacture of caulking compounds and similar non-refractory filling or surfacing preparations
			20226	Manufacture of organic composite solvents & thinners/ paint/ varnish removers
			20227	Manufacture of printing ink
		2023		**Manufacture of soap and detergents, cleaning and polishing preparations, perfumes and toilet preparations**
			20231	Manufacture of organic surface-active agents
			20232	Manufacture of soap
			20233	Manufacture of crude glycerol
			20234	Manufacture of surface-active preparations (washing powders and detergents, dish-washing preparations, textile softeners)
			20235	Manufacture of cleaning and polishing products
			20236	Manufacture of perfumes and toilet preparations
			20239	Others n.e.c.
		2029		**Manufacture of other chemical products n.e.c.**
			20291	Manufacture of propellant powders/ explosives and pyrotechnic products
			20292	Manufacture of gelatine and its derivatives, glues and prepared adhesives, including rubber-based glues and adhesives/ resinoids
			20293	Manufacture of extracts of natural aromatic products/ aromatic distilled waters/ odoriferous products
			20294	Manufacture of photographic plates, films, sensitized paper and other sensitized unexposed materials
			20295	Manufacture of chemical preparations for photographic uses
			20296	Manufacture of various chemical products (see notes for detail)
			20297	Manufacture of writing and drawing ink
			20298	Manufacture of matches
			20299	Others n.e.c.
	203			Manufacture of man-made fibres
		2030		**Manufacture of man-made fibres**
			20301	Manufacture of synthetic or artificial filament tow
			20302	Manufacture of synthetic or artificial staple fibres, not carded, combed or otherwise processed for spinning
			20303	Manufacture of synthetic or artificial filament yarn, including high-tenacity yarn
			20304	Manufacture of synthetic or artificial monofilament or strip
			20309	Others n.e.c.
21				**Manufacture of basic pharmaceutical products and pharmaceutical preparations**
	210			Manufacture of pharmaceuticals, medicinal chemical and botanical product
		2100		**Manufacture of pharmaceuticals, medicinal chemical and botanical products**
			21001	Manufacture of medicinal active substances
			21002	Processing of blood
			21003	Manufacture of medicaments including homeopathic preparations
			21004	Manufacture of chemical contraceptive products/ medical diagnostic preparations
			21005	Manufacture of biotech pharmaceuticals
			21009	Other such activities n.e.c.
22				**Manufacture of rubber and plastics products**
	221			Manufacture of rubber products
		2211		**Manufacture of rubber tyres and tubes; retreading and rebuilding of rubber tyres**
			22111	Manufacture of rubber tyres
			22112	Manufacture of inner tubes for tyres
			22113	Manufacture of interchangeable tyre treads, tyre flaps, “camelback” strips for retreading tyres etc./ tyre rebuilding and retreading
			22119	Others n.e.c.
		2219		**Manufacture of other rubber products**
			22191	Manufacture of other products of natural or synthetic rubber (see description for detail)
			22192	Manufacture of rubber brushes, pipe stems, combs, hair pins etc.
			22199	Others n.e.c.

Division	Group	Class	Subclass	Description
	222			Manufacture of plastics products
		2220		**Manufacture of plastics products**
			22201	Manufacture of semi-manufactures and finished plastic products/ plastic articles for the packing of goods
			22202	Manufacture of builders' plastics ware(see note for detail)
			22203	Manufacture of plastic tableware, kitchenware and toilet articles
			22204	Manufacture of artificial stone/ plastic signs etc.
			22209	Manufacture of other diverse plastic products (see note for detail)
23				**Manufacture of other non-metallic mineral products**
	231			Manufacture of glass and glass products
		2310		**Manufacture of glass and glass products**
			23101	Manufacture of flat glass/ glass paving blocks/ insulating units etc.
			23102	Manufacture of glass mirrors/ bottles and other containers/ drinking glasses etc.
			23103	Manufacture of laboratory, hygienic or pharmaceutical glassware etc.
			23109	Others n.e.c. (see description for detail)
	239			Manufacture of non-metallic mineral products n.e.c.
		2391		**Manufacture of refractory products**
			23911	Manufacture of refractory mortars, concretes etc.
			23912	Manufacture of refractory ceramic goods
			23913	Manufacture of refractory articles containing magnesite, dolomite or chromite
		2392		**Manufacture of clay building materials**
			23921	Manufacture of non-refractory ceramic hearth or wall tiles, mosaic cubes etc.
			23922	Manufacture of structural non-refractory clay building materials, like ceramic bricks, roofing tiles, pipes, conduits etc./ flooring blocks in baked clay
			23923	Manufacture of ceramic sanitary fixtures
		2393		**Manufacture of other porcelain and ceramic products**
			23931	Manufacture of ceramic tableware and other domestic or toilet articles etc.
			23932	Manufacture of electrical insulators and insulating fittings of ceramics/ magnets
			23933	Manufacture of ceramic laboratory, chemical and industrial products etc.
			23934	Manufacture of ceramic furniture
			23939	Manufacture of other porcelain and ceramic products n.e.c.
		2394		**Manufacture of cement, lime and plaster**
			23941	Manufacture of clinkers and hydraulic cements, including Portland, aluminous cement, slag cement and super phosphate cements
			23942	Manufacture of quicklime, slaked lime and hydraulic lime
			23943	Manufacture of plasters of calcined gypsum or calcined sulphate
			23944	Manufacture of calcined dolomite
		2395		**Manufacture of articles of concrete, cement and plaster**
			23951	Manufacture of precast concrete, cement or artificial stone articles and plaster articles for use in construction
			23952	Manufacture of prefabricated structural components for buildings or civil engineering of cement, concrete or artificial stone
			23953	Manufacture of articles of asbestos-cement or cellulose fibre-cement or the like (sheets, panels, tiles,, pipes, troughs, basins, sinks, furniture, frames etc.)
			23959	Manufacture of other articles of concrete, plaster, cement or artificial stone
		2396		**Cutting, shaping and finishing of stone**
			23961	Cutting, shaping and finishing of stone for use in construction, in cemeteries, on roads, as roofing etc.
			23962	Manufacture of stone furniture
		2399		**Manufacture of other non-metallic mineral products n.e.c.**
			23991	Manufacture of millstones, sharpening or polishing stones and natural or artificial abrasive products, including abrasive products on a soft base
			23992	Manufacture of friction material and unmounted articles thereof with a base of mineral substances or of cellulose
			23993	Manufacture of mineral insulating materials
			23994	Manufacture of articles of diverse mineral substances
			23995	Manufacture of articles of asphalt or similar material, e.g. asphalt-based adhesives, coal tar pitch etc.
			23999	Manufacture of other such products n.e.c.
24				**Manufacture of basic metals**
	241			Manufacture of basic iron and steel
		2410		**Manufacture of basic iron and steel**
			24101	Operation of blast furnaces, steel converters, rolling and finishing mills
			24102	Production of pig iron and spiegeleisen in pigs, blocks or other primary forms, ferro-alloys and ferrous products
			24103	Production of pure iron, granular iron and iron powder
			24104	Production of steel/ remelting of scrap ingots of iron or steel
			24105	Production of semi-finished products of steel
			24106	Manufacture of hot/cold-rolled flat-rolled products of steel/ hot-rolled bars and rods, open sections of steel, steel bars and solid sections of steel by cold drawing, grinding or turning/ wire of steel
			24107	Manufacture of railway track materials (unassembled rails) of steel
			24108	Manufacture of welded tubes and pipes of steel/ tube fittings etc.
			24109	Others n.e.c.
	242			Manufacture of basic precious and other non-ferrous metals
		2420		**Manufacture of basic precious and other non-ferrous metals**
			24201	Production and refining of unwrought or wrought precious metals, precious metal alloys/ semi-products: gold, silver, platinum etc. from ore and scrap
			24202	Production of aluminium from alumina/ aluminium waste and scrap, Production of aluminium alloys/ semi-manufacturing of aluminium
			24203	Production of lead, zinc and tin from ores, from refining of lead, zinc and tin waste and scrap, Production of lead, zinc and tin alloys/ semi-manufacturing of lead, zinc and tin

Division	Group	Class	Subclass	Description
			24204	Production of copper from ores, from refining of copper waste and scrap
			24205	Production of copper alloys/ manufacture of fuse wire or strip/ semi-manufacturing of copper
			24206	Production of chrome, manganese, nickel etc. from ores or oxides, from refining waste and scrap, Production of alloys and semi-manufacturing of chrome, manganese, nickel etc.
			24209	Others n.e.c.
	243			Casting of metals
		2431		**Casting of iron and steel**
			24311	Casting of semi-finished iron products/ casting of iron castings
			24312	Casting of semi-finished steel products/ casting of steel castings
			24313	Manufacture of tubes, pipes and hollow profiles and fittings of cast-iron, manufacture of seamless tubes and pipes of steel/ fittings of cast-steel
			24319	Others n.e.c.
		2432		**Casting of non-ferrous metals**
			24321	Casting of semi-finished products of aluminium, magnesium, titanium, zinc etc.
			24322	Casting of light metal castings
			24323	Casting of heavy metal castings
			24324	Casting of precious metal castings
			24325	Die-casting of non-ferrous metal castings
			24329	Others n.e.c.
25				**Manufacture of fabricated metal products, except machinery and equipment**
	251			Manufacture of structural metal products, tanks, reservoirs and steam generators
		2511		**Manufacture of structural metal products**
			25111	Manufacture of metal frameworks or skeletons for construction and parts thereof (towers, bridges etc.)/ Industrial frameworks in metal (frameworks for blast furnaces, lifting and handling equipment etc.)
			25112	Manufacture of prefabricated buildings mainly of metal, metal doors, windows and their frames, shutters and gates, room partitions etc.
			25119	Others n.e.c.
		2512		**Manufacture of tanks, reservoirs and containers of metal**
			25121	Manufacture of reservoirs, tanks and similar containers of metal, of types normally installed as fixtures for storage or manufacturing use
			25122	Manufacture of metal containers for compressed or liquefied gas
			25123	Manufacture of central heating boilers and radiators
		2513		**Manufacture of steam generators, except central heating hot water boilers**
			25131	Manufacture of steam or other vapour generators and auxiliary plant for use with steam generators like condensers, super heaters, steam collectors etc.
			25132	Manufacture of parts for marine or power boilers/ nuclear reactors etc.
	252			Manufacture of weapons and ammunition
		2520		**Manufacture of weapons and ammunition**
			25201	Manufacture of heavy weapons (artillery, mobile guns, rocket launchers, torpedo tubes, heavy machine guns)
			25202	Manufacture of small arms (revolvers, shotguns, light machine guns)
			25203	Manufacture of air or gas guns and pistols/ hunting, sporting or protective firearms
			25204	Manufacture of war ammunition
			25209	Others n.e.c.
	259			Manufacture of other fabricated metal products; metalworking service activities
		2591		**Forging, pressing, stamping and roll-forming of metal; powder metallurgy**
			25911	Forging, pressing, stamping and roll-forming of metal
			25912	Powder metallurgy: production of metal objects directly from metal powders
		2592		**Treatment and coating of metals; machining**
			25921	Plating, anodizing etc., heat treatment, deburring, sandblasting, tumbling, cleaning of metals
			25922	Colouring and engraving, non-metallic coating, hardening, buffing of metals
			25923	Boring, turning, milling, eroding, planning, lapping, broaching, levelling, sawing, grinding, sharpening, polishing, welding, splicing etc. of metalwork pieces
			25924	Cutting of and writing on metals by means of laser beams
		2593		**Manufacture of cutlery, hand tools and general hardware**
			25931	Manufacture of cutlery
			25932	Manufacture of knives and cutting blades, hand tools, non-power-driven agricultural hand tools, saws and saw blades for machines or for mechanical appliances
			25933	Manufacture of padlocks, locks, keys, hinges and the like, hardware for buildings, furniture, vehicles etc.
			25934	Manufacture of other tools of such nature n.e.c.
		2599		**Manufacture of other fabricated metal products n.e.c.**
			25991	Manufacture of cans, drums, buckets, boxes, tins and cans for food products, metal cable, plaited bands and similar articles,
			25992	Manufacture of uninsulated metal cable or insulated cable not capable of being used as a conductor of electricity, articles made of wire etc.
			25993	Manufacture of screw machine products, nails and pins, bolts, screws, nuts, springs, chains etc.
			25994	Manufacture of metal household articles (see description for detail)
			25995	Manufacture of metal goods for office use, except furniture
			25996	Manufacture of safes, strongboxes, armoured doors etc.
			25997	Manufacture of various metal articles
			25999	Others n.e.c.

Division	Group	Class	Subclass	Description
26				**Manufacture of computer, electronic and optical products**
	261			Manufacture of electronic components and boards
		2610		**Manufacture of electronic components and boards**
			26101	Manufacture of capacitors, electronic, resistors, electronic, microprocessors, bare printed circuit boards, electron tubes, electronic connectors, integrated circuits
			26102	Manufacture of diodes, transistors and related discrete devices
			26103	Manufacture of inductors (e.g. chokes, coils, transformers), electronic component type
			26104	Manufacture of electronic crystals and crystal assemblies
			26105	Manufacture of interface cards (e.g. sound, video, controllers, network, modems)
			26109	Others n.e.c.
	262			Manufacture of computers and peripheral equipment
		2620		**Manufacture of computers and peripheral equipment**
			26201	Manufacture of desktop, laptop, hand-held, main frame computers
			26202	Manufacture of magnetic disk drives, flash drives and other storage devices
			26203	Manufacture of optical (e.g. CD-RW, CD-ROM, DVD-ROM, DVD-RW) disk drives etc.
			26204	Manufacture of printers, monitors, keyboards etc.
			26205	Manufacture of computer servers, scanners, projectors etc.
			26209	Others n.e.c.
	263			Manufacture of communication equipment
		2630		**Manufacture of communication equipment**
			26301	Manufacture of switching equipment, cordless telephones, private branch exchange (PBX) equipment, telephone and facsimile equipment
			26302	Manufacture of data communications equipment, such as bridges, routers, and gate-ways
			26303	Manufacture of cable television equipment, transmitting and receiving antenna
			26304	Manufacture of mobile communication equipment
			26305	Manufacture of radio and television studio and broadcasting equipment, including television cameras, radio and television transmitters
			26306	Manufacture of modems, carrier equipment
			26307	Manufacture of burglar and fire alarm systems, sending signals to a control station, remote controls
			26309	Others n.e.c.
	264			Manufacture of consumer electronics
		2640		**Manufacture of consumer electronics**
			26401	Manufacture of video cassette recorders and duplicating equipment
			26402	Manufacture of televisions, television monitors and displays
			26403	Manufacture of audio recording and duplicating systems, stereo equipment
			26404	Manufacture of radio receivers, speaker systems, amplifiers for musical instruments and public address systems
			26405	Manufacture of microphones, CD and DVD players, headphones
			26409	Others n.e.c.
	265			Manufacture of measuring, testing, navigating and control equipment; watches and clocks
		2651		**Manufacture of measuring, testing, navigating and control equipment**
			26511	Manufacture of aircraft engine instruments
			26512	Manufacture of testing equipment, i,e., automotive emissions testing equipment, meteorological instruments, physical properties testing and inspection equipment, instruments for measuring & testing electricity &electrical signals
			26513	Manufacture of surveying instruments
			26514	Manufacture of measuring and control equipment, i.e., thermometers, hydronic limit controls, flame and burner control etc.
			26515	Manufacture of detecting and navigating equipment, i.e., mine detectors, pulse (signal) generators; metal detectors, radiation detection and monitoring instruments, GPS devices, radar equipment
			26516	Manufacture of laboratory scales, balances, incubators, and miscellaneous laboratory apparatus for measuring, testing, etc.
			26519	Manufacture of others n.e.c.
		2652		**Manufacture of watches and clocks**
			26521	Manufacture of watches and clocks, watch and clock cases, components for clocks and watches
			26522	Manufacture of time-recording equipment such as parking meters, time clocks, time/date stamps, process timers etc.
	266			Manufacture of irradiation, electro medical and electrotherapeutic equipment
		2660		**Manufacture of irradiation, electro medical and electrotherapeutic equipment**
			26601	Manufacture of CT / PET scanners / magnetic resonance imaging (MRI) equipment / medical ultrasound equipment
			26602	Manufacture of electrocardiographs / electro medical endoscopic equipment / medical laser equipment
			26603	Manufacture of pacemakers / hearing aids etc.
			26604	Manufacture of beta-, gamma, X-ray or other radiation equipment / food and milk irradiation equipment etc.
	267			Manufacture of optical instruments and photographic equipment
		2670		**Manufacture of optical instruments and photographic equipment**
			26701	Manufacture of lenses and prisms / optical mirrors
			26702	Manufacture of optical microscopes, binoculars and telescopes
			26703	Manufacture of optical magnifying / gun sighting / positioning instruments etc.
			26704	Manufacture of optical measuring and checking devices and instruments
			26705	Manufacture of film cameras and digital cameras
			26706	Manufacture of motion picture and slide projectors / overhead transparency projectors / laser assemblies etc.

Division	Group	Class	Subclass	Description
	268			Manufacture of magnetic and optical media
		2680		**Manufacture of magnetic and optical media**
			26801	Manufacture of blank magnetic audio and video tapes/ cassettes
			26802	Manufacture of blank diskettes/ blank optical discs/ hard drive media
27				**Manufacture of electrical equipment**
	271			Manufacture of electric motors, generators, transformers and electricity distribution and control apparatus
		2710		**Manufacture of electric motors, generators, transformers and electricity distribution and control apparatus**
			27101	Manufacture of distribution electric / arc-welding transformers / substation transformers for electric power distribution
			27102	Manufacture of transmission and distribution voltage regulators / electric motors / power generators / prime mover generator sets / armatures etc.
			27103	Manufacture of power circuit breakers / surge suppressors / control panels for electric power distribution / electrical relays etc.
			27104	Manufacture of duct for electrical switchboard apparatus / electric fuses / power switching equipment / electric power switches
			27109	Others n.e.c.
	272			Manufacture of batteries and accumulators
		2720		**Manufacture of batteries and accumulators**
			27201	Manufacture of primary cells and primary batteries
			27202	Manufacture of electric accumulators, including parts thereof
			27203	Manufacture of lead acid / NiCad / NiMH / lithium / dry- / wet cell etc. batteries
			27209	Others n.e.c.
	273			Manufacture of wiring and wiring devices
		2731		**Manufacture of fibre optic cables**
			27310	Manufacture of fibre optic cable for data transmission or live transmission of images etc.
		2732		**Manufacture of other electronic and electric wires and cables**
			27320	Manufacture of insulated wire and cable, made of steel, copper, aluminium
		2733		**Manufacture of wiring devices**
			27331	Manufacture of bus bars, electrical conductors, GFCI (ground fault circuit interrupters), lamp holders, coils, switches/ boxes for electrical wiring, electrical outlets and sockets, electrical conduit and fitting etc.
			27332	Manufacture of transmission pole and line hardware
			27333	Manufacture of plastic non current-carrying wiring devices including plastic junction boxes, face plates, and similar, plastic pole line fittings etc.
	274			Manufacture of electric lighting equipment
		2740		**Manufacture of electric lighting equipment**
			27401	Manufacture of lamps, fixtures and bulbs, ceiling lighting fixtures, chandeliers, table lamps, flashlights, electric insect lamps, lanterns, spotlights etc.
			27402	Manufacture of street lighting fixtures, lighting equipment for transportation equipment, non-electrical lighting equipment etc.
			27409	Others n.e.c.
	275			`
		2750		**Manufacture of domestic appliances**
			27501	Manufacture of domestic electric appliances (see description for detail)
			27502	Manufacture of domestic electrothermic appliances(see description for detail)
			27503	Manufacture of domestic non-electric cooking and heating equipment
	279			Manufacture of other electrical equipment
		2790		**Manufacture of other electrical equipment**
			27901	Manufacture of battery chargers, door opening and closing devices, electrical, bells, tanning beds
			27902	Manufacture of uninterruptible power supplies (UPS), power supplies
			27903	Manufacture of appliance cords, extension cords, and other electrical cord sets with insulated wire and connectors, electrical capacitors, resistors, condensers and similar components, electromagnets, sirens etc.
			27904	Manufacture of electronic scoreboards, electrical signs, manufacture of electrical signalling equipment such as traffic lights and pedestrian signalling equipment
			27905	Manufacture of electrical welding and soldering equipment, including hand-held soldering irons
			27909	Others n.e.c.
28				**Manufacture of machinery and equipment n.e.c.**
	281			Manufacture of general-purpose machinery
		2811		**Manufacture of engines and turbines, except aircraft, vehicle and cycle engines**
			28111	Manufacture of internal combustion piston engines like marine/ railway engines, and pistons, piston rings, carburettors etc., inlet and exhaust valves etc.
			28112	Manufacture of turbines and parts thereof, boiler-turbine sets, turbine-generator sets etc.
		2812		**Manufacture of fluid power equipment**
			28121	Manufacture of hydraulic and pneumatic components, manufacture of air preparation equipment
			28122	Manufacture of fluid power systems, hydraulic transmission equipment
		2813		**Manufacture of other pumps, compressors, taps and valves**
			28131	Manufacture of air or vacuum pumps, air or other gas compressors
			28132	Manufacture of pumps for liquids whether or not fitted with a measuring device
			28133	Manufacture of pumps designed for fitting to internal combustion engines: oil, water and fuel pumps for motor vehicles etc.
			28134	Manufacture of industrial taps and valves, including regulating valves and intake taps, sanitary taps and valves, heating taps and valves, hand pumps etc.

Division	Group	Class	Subclass	Description
		2814		**Manufacture of bearings, gears, gearing and driving elements**
			28141	Manufacture of ball and roller bearings and parts thereof
			28142	Manufacture of mechanical power transmission equipment
			28143	Manufacture of gears, gearing and gear boxes and other speed changers, clutches & shaft couplings, flywheels & pulleys, power transmission chain etc.
		2815		**Manufacture of ovens, furnaces and furnace burners**
			28151	Manufacture of electrical and other furnaces, ovens, incinerators, burners etc.
			28152	Manufacture of permanent mount electric heaters, non-electric household heating equipment etc.
		2816		**Manufacture of lifting and handling equipment**
			28161	Manufacture of hand-operated or power-driven lifting, handling, loading or unloading machinery (see note for detail)
			28162	Manufacture of conveyors, telfers, lifts, escalators and moving walkways etc.
			28163	Manufacture of parts specialized for lifting and handling equipment
		2817		**Manufacture of office machinery and equipment (except computers and peripheral equipment)**
			28171	Manufacture of calculating machines, adding machines, calculators, mail handling machines, typewriters, stenography machines
			28172	Manufacture of office-type binding equipment
			28173	Manufacture of cheque writing, coin counting and coin wrapping machines
			28174	Manufacture of pencil sharpeners, staplers and staple removers, hole punches,
			28175	Manufacture of photocopy machines, toner cartridges, blackboards etc.
			28179	Others n.e.c.
		2818		**Manufacture of power-driven hand tools**
			28180	Manufacture of hand tools, with self-contained electric or non-electric motor or pneumatic drive (see note for detail)
		2819		**Manufacture of other general-purpose machinery**
			28191	Manufacture of industrial refrigerating or freezing equipment, air-conditioning machines, non-domestic fans etc.
			28192	Manufacture of weighing, packing and wrapping machinery
			28193	Manufacture of filtering or purifying machinery and apparatus for liquids, equipment for projecting, dispersing or spraying liquids or powders
			28194	Manufacture of machinery for cleaning or drying bottles and for aerating beverages
			28195	Manufacture of distilling or rectifying plant for petroleum refineries, chemical industries, beverage industries etc.
			28196	Manufacture of machinery for liquefying air or gas, gas generators
			28197	Manufacture of automatic goods vending machines
			28198	Manufacture of parts for general-purpose machinery
			28199	Others n.e.c.
	282			Manufacture of special-purpose machinery
		2821		**Manufacture of agricultural and forestry machinery**
			28211	Manufacture of tractors used in agriculture and forestry
			28212	Manufacture of mowers, including lawnmowers
			28213	Manufacture of agricultural self-loading or self-unloading trailers or semi-trailers
			28214	Manufacture of agricultural machinery for soil preparation, planting or fertilizing
			28215	Manufacture of harvesting or threshing machinery
			28216	Manufacture of milking machines
			28217	Manufacture of spraying machinery for agricultural use
			28219	Manufacture of diverse agricultural machinery (see note for detail)
		2822		**Manufacture of metal-forming machinery and machine tools**
			28221	Manufacture of machine tools for working metals and other materials including those using a laser beam, ultrasonic waves, plasma arc, magnetic pulse etc.
			28222	Manufacture of machine tools for turning, drilling, milling, shaping, planning, boring, grinding etc.
			28223	Manufacture of stamping or pressing machine tools
			28224	Manufacture of punch presses, hydraulic presses, hydraulic brakes, drop hammers, forging machines etc.
			28225	Manufacture of stationary machines, stationary rotary or rotary percussion drills, filing machines, riveters, sheet metal cutters etc.
			28226	Manufacture of electroplating machinery
			28227	Manufacture of parts and accessories for the machine tools listed above
			28229	Others n.e.c.
		2823		**Manufacture of machinery for metallurgy**
			28231	Manufacture of machines and equipment for handling hot metals like converters, ingot moulds, ladles, casting machines etc.
			28232	Manufacture of metal-rolling mills and rolls for such mills
		2824		**Manufacture of machinery for mining, quarrying and construction**
			28241	Manufacture of continuous-action elevators and conveyors for underground use
			28242	Manufacture of boring, cutting, sinking and tunnelling machinery
			28243	Manufacture of machinery for treating minerals by screening, sorting, separating, washing, crushing etc.
			28244	Manufacture of concrete and mortar mixers
			28245	Manufacture of earth-moving machinery
			28246	Manufacture of pile drivers and pile extractors, mortar spreaders, bitumen spreaders, concrete surfacing machinery etc.
			28247	Manufacture of track laying tractors and tractors used in construction or mining
			28248	Manufacture of off-road dumping trucks
			28249	Others n.e.c.

Division	Group	Class	Subclass	Description
		2825		**Manufacture of machinery for food, beverage and tobacco processing**
			28251	Manufacture of agricultural dryers
			28252	Manufacture of machinery for the dairy industry
			28253	Manufacture of machinery for the grain milling industry
			28254	Manufacture of presses, crushers etc. used to make wine, cider, fruit juices etc.
			28255	Manufacture of machinery for the bakery industry or for making macaroni, spaghetti or similar products
			28256	Manufacture of machinery for the extraction or preparation of animal or vegetable fats or oils
			28257	Manufacture of machinery for the preparation of tobacco and for the making of cigarettes or cigars, or for pipe or chewing tobacco or snuff
			28258	Manufacture of machinery for the preparation of food in hotels and restaurants
			28259	Manufacture of machines and equipment to process diverse foods
		2826		**Manufacture of machinery for textile, apparel and leather production**
			28261	Manufacture of textile machinery
			28262	Manufacture of auxiliary machines or equipment for textile machinery
			28263	Manufacture of textile printing machinery
			28264	Manufacture of machinery for fabric processing
			28265	Manufacture of laundry machinery
			28266	Manufacture of sewing machines
			28267	Manufacture of machines for producing or finishing felt or non-wovens
			28268	Manufacture of leather machines
		2829		**Manufacture of other special-purpose machinery**
			28291	Manufacture of machinery for making and drying paper pulp, paper and paperboard etc. and machinery for producing articles of paper or paperboard
			28292	Manufacture of machinery for working soft rubber or plastics or for the manufacture of products of these materials
			28293	Manufacture of printing and bookbinding machines and machines for activities supporting printing on a variety of materials
			28294	Manufacture of machinery for producing tiles, bricks, shaped ceramic pastes, pipes, graphite electrodes, blackboard chalk, foundry moulds etc.
			28295	Manufacture of semi-conductor manufacturing machinery
			28296	Manufacture of diverse special-purpose machinery and equipment
			28297	Manufacture of tire alignment and balancing equipment; balancing equipment (except wheel balancing)
			28299	Others n.e.c.
29				**Manufacture of motor vehicles, trailers and semi-trailers**
	291			Manufacture of motor vehicles
		2910		**Manufacture of motor vehicles**
			29101	Manufacture of passenger cars, commercial vehicles, buses, coaches etc.
			29102	Manufacture of motor vehicle engines, chassis fitted with engines
			29103	Manufacture of other motor vehicles
	292			
				Manufacture of bodies (coachwork) for motor vehicles; manufacture of trailers and semi-trailers
		2920		
				Manufacture of bodies (coachwork) for motor vehicles; manufacture of trailers and semi-trailers
			29201	Manufacture of bodies, including cabs for motor vehicles and outfitting of all types
			29202	Manufacture of trailers and semi-trailers
			29203	Manufacture of containers for carriage by one or more modes of transport
	293			Manufacture of parts and accessories for motor vehicles
		2930		**Manufacture of parts and accessories for motor vehicles**
			29301	Manufacture of diverse parts and accessories for motor vehicles
			29302	Manufacture of parts & accessories of bodies for motor vehicles, car seats etc.
			29303	Manufacture of motor vehicle electrical equipment
30				**Manufacture of other transport equipment**
	301			Building of ships and boats
		3011	30111	**Building of ships and floating structures**
			30112	Building of commercial vessels
			30113	Building of warships
			30114	Building of fishing boats and fish-processing factory vessels
			30115	Construction of drilling platforms, floating structures etc.
		3012		**Building of pleasure and sporting boats**
			30121	Manufacture of inflatable boats and rafts, sporting boats etc.
			30122	Building of sailboats, motor boats, recreation-type hovercraft, personal watercraft etc.
	302			Manufacture of railway locomotives and rolling stock
		3020		**Manufacture of railway locomotives and rolling stock**
			30201	Manufacture of electric, diesel, steam and other rail locomotives, mining locomotives and mining rail cars
			30202	Manufacture of self-propelled railway or tramway coaches, vans and trucks, maintenance or service vehicles
			30203	Manufacture of railway or tramway rolling stock, not self-propelled and their specialized parts, railway car seats etc.
			30204	Manufacture of mechanical and electromechanical signalling, safety and traffic control equipment for railways, tramways, inland waterways, roads, parking facilities, airfields etc.
	303			Manufacture of air and spacecraft and related machinery
		3030		**Manufacture of air and spacecraft and related machinery**
			30301	
				Manufacture of airplanes for the transport of goods or passengers, parts and accessories of the aircraft, for use by the defence forces, helicopters, gliders, hang-gliders, dirigibles and hot air balloons
			30302	Manufacture of ground flying trainers
			30309	Others n.e.c.
	304			Manufacture of military fighting vehicles

Division	Group	Class	Subclass	Description
		3040		**Manufacture of military fighting vehicles**
			30401	manufacture of tanks
			30402	manufacture of armoured amphibious and other military fighting vehicles
	309			Manufacture of transport equipment n.e.c.
		3091		**Manufacture of motorcycles**
			30911	Manufacture of motorcycles, mopeds and cycles fitted with an auxiliary engine, engines for motorcycles, sidecars etc.
			30912	Manufacture of parts and accessories for motorcycles
		3092		**Manufacture of bicycles and invalid carriages**
			30921	Manufacture of non-motorized bicycles and other cycles, parts and accessories of bicycles etc.
			30922	Manufacture of invalid carriages, their parts & accessories, baby carriages etc.
		3099		**Manufacture of other transport equipment n.e.c.**
			30991	Manufacture of hand-propelled vehicles: luggage trucks, handcarts, sledges, shopping carts etc.
			30992	Manufacture of vehicles drawn by animals: sulkies, donkey-carts, hearses etc.
31				**Manufacture of furniture**
	310			Manufacture of furniture
		3100		**Manufacture of furniture**
			31001	manufacture of chairs and seats, sofas, sofa beds and sofa sets
			31002	manufacture of special furniture for shops: counters, display cases, shelves etc., for churches, schools, restaurants
			31003	manufacture of office furniture
			31004	manufacture of kitchen furniture, furniture for bedrooms etc., cabinets
			31005	manufacture of laboratory benches, stools and other laboratory seating, laboratory furniture (e.g. cabinets and tables)
			31009	Others n.e.c.
32				**Other manufacturing**
	321			Manufacture of jewellery, bijouterie and related articles
		3211		**Manufacture of jewellery and related articles**
			32111	Production of worked pearls
			32112	Production of precious and semi-precious stones / diamonds in the worked state
			32113	Manufacture of jewellery, goldsmiths' articles
			32114	Manufacture of precious metal watch bands, wristbands, watch straps and cigarette cases etc.
		3212		**Manufacture of imitation jewellery and related articles**
			32121	Manufacture of costume or imitation jewellery
			32122	Manufacture of metal watch bands (except precious metal)
	322			Manufacture of musical instruments
		3220		**Manufacture of musical instruments**
			32201	Manufacture of stringed instruments, keyboard stringed instruments, harmoniums etc.
			32202	Manufacture of musical instruments, the sound of which is produced electronically, musical boxes, fairground organs, calliopes etc., instrument parts and accessories
			32209	Others n.e.c.
	323			Manufacture of sports goods
		3230		**Manufacture of sports goods**
			32301	Manufacture of foot balls
			32302	Manufacture of rackets, bats
			32309	Manufacture of other articles and equipment for sports, outdoor and indoor games, of any material (see note for detail)
	324			Manufacture of games and toys
		3240		**Manufacture of games and toys**
			32401	Manufacture of dolls and doll garments, parts and accessories, action figures, toy animals, musical instruments,
			32402	Manufacture of playing cards, games, chess etc.,
			32403	Manufacture of coin-operated games, billiards, special tables for games, etc.
			32404	Manufacture of puzzles and similar articles
			32409	Others n.e.c.
	325			Manufacture of medical and dental instruments and supplies
		3250		**Manufacture of medical and dental instruments and supplies**
			32501	Manufacture of surgical drapes and sterile string and tissue
			32502	Manufacture of dental fillings and cements (except denture adhesives), dental wax and other dental plaster preparations
			32503	Manufacture of dental laboratory furnaces
			32504	Manufacture of laboratory ultrasonic cleaning machinery, laboratory sterilizers, distilling apparatus, laboratory centrifuges
			32505	Manufacture of medical, surgical, dental or veterinary furniture
			32506	Manufacture of dental instruments (including dentists' chairs incorporating dental equipment), orthopaedic and prosthetic devices
			32507	Manufacture of bone plates and screws, syringes, needles, catheters, cannulae, etc., artificial teeth, bridges, etc., medical thermometers, bone reconstruction cements
			32508	Manufacture of ophthalmic goods, eyeglasses, sunglasses, lenses ground to prescription, contact lenses, safety goggles
			32509	Others n.e.c.
	329			Other manufacturing n.e.c.
		3290		**Other manufacturing n.e.c.**
			32901	Manufacture of protective safety equipment (see note for detail)
			32902	Manufacture of brooms and brushes, including brushes constituting parts of machines, shoe and clothes brushes,
			32903	Manufacture of pens and pencils of all kinds whether or not mechanical, pencil leads, stamps etc.
			32909	Others n.e.c.

Division	Group	Class	Subclass	Description
33				**Repair and installation of machinery and equipment**
	331			Repair of fabricated metal products, machinery and equipment
		3311		**Repair of fabricated metal products**
			33111	Repair of metal tanks, reservoirs and containers, pipes and pipelines, mobile welding repair, steel shipping drums etc.
			33112	Repair and maintenance of steam or other vapour generators and their auxiliary plants etc.
			33113	Repair and maintenance of parts for marine or power boilers, central heating boilers and radiators etc.
			33114	Repair and maintenance of fire arms and ordnance
			33119	Others n.e.c.
		3312		**Repair of machinery**
			33121	Repair and maintenance of non-automotive engines, e.g. ship or rail engines
			33122	Repair and maintenance of pumps and related equipment, fluid power equipment, valves, gearing and driving elements
			33123	Repair and maintenance of industrial process furnaces, materials handling equipment
			33124	Repair and maintenance of commercial refrigeration equipment and air purifying equipment
			33125	Repair and maintenance of commercial-type general-purpose machinery
			33126	Repair of other power-driven hand-tools, metal cutting and metal forming machine tools and accessories, other machine tools etc.
			33127	Repair and maintenance of miscellaneous machinery
			33128	Repair and maintenance of weighing equipment, vending machines, photocopy machines, calculators, typewriters etc.
			33129	Others n.e.c.
		3313		**Repair of electronic and optical equipment**
			33131	Repair and maintenance of the measuring, testing, navigating and control equipment of group 265
			33132	Repair and maintenance of irradiation, electro-medical and electrotherapeutic equipment of class 2660
			33133	Repair and maintenance of optical instruments and equipment of class 2670, if the use is mainly commercial
		3314		**Repair of electrical equipment**
			33141	Repair and maintenance of power, distribution, and specialty transformers
			33142	Repair and maintenance of electric motors, generators etc
			33143	Repair and maintenance of switchgear and switchboard apparatus, relays and industrial controls, electric lighting equipment, primary and storage batteries etc.
			33144	Repair and maintenance of current-carrying wiring devices and non current-carrying wiring devices for wiring electrical circuits etc.
		3315		**Repair of transport equipment, except motor vehicles**
			33151	Repair and routine maintenance of ships
			33152	Repair and maintenance of pleasure boats
			33153	Repair and maintenance of locomotives and railroad cars (except factory rebuilding or factory conversion)
			33154	Repair and maintenance of aircraft (except factory conversion, factory overhaul, factory rebuilding), aircraft engines
			33155	Repair of animal drawn buggies and wagons
		3319		**Repair of other equipment**
			33191	repair of fishing nets, including mending, ropes, riggings, canvas and tarps, fertilizer and chemical storage bags,
			33192	repair or reconditioning of wooden pallets, shipping drums or barrels, and similar items, repair of pinball machines and other coin-operated games
			33193	restoring of organs and other historical musical instruments
			33199	Others n.e.c.
	332			Installation of industrial machinery and equipment
		3320		**Installation of industrial machinery and equipment**
			33201	Installation of industrial machinery in industrial plant and industrial process control equipment
			33202	Installation of other industrial equipment like communications equipment, mainframe and similar computers, irradiation and electro-medical equipment etc
			33203	Dismantling large-scale machinery and equipment
			33209	Installation of others n.e.c.

CMI 2015-16 Weights

Industry Code	Industry Major Groups & Industries	No of reporting establishments			Average daily persons engaged		Contribution to GDP at basic prices			Weights		
		CMI 2005-06	CMI 2015-16	CMI 2015-16 adjusted for Non-Response	CMI 2015-16	CMI 2015-16 adjusted for Non-Response	CMI 2005-06	CMI 2015-16	CMI 2015-16 (Adjusted for Non- Response)	CMI 2005-06	CMI 2015-16	CMI 2015-16 (Adjusted for Non-Response)
1	2	3	4	5	6	7	8	9	10	11	12	13
D	**ALL INDUSTRIES**	**8,680**	**23,712**	**42,578**	**1,448,308**	**2,340,966**	**947,333,018**	**2,064,143,990**	**2,946,644,355**	**100**	**100**	**100**
10100	Meat & meat products	8	16	22	3098	4556	1022677	4749150	6645570	0.1080	0.2301	0.2255
10200	Fish & fish products	13	5	14	148	396	140778	180382	482644	0.0149	0.0087	0.0164
10302	Preserving of fruit, nuts or vegetables except juices	13	18	41	1408	2231	143173	2539555	3215585	0.0151	0.1230	0.1091
10304	Fruit or vegetable juices.	15	2	3	49	133	1964664	49473	134284	0.2074	0.0024	0.0046
10401	Crude / refined vegetable oils	116	285	507	15432	23642	34043577	51597927	86542872	3.5928	2.4997	2.9370
10405	Cotton linters.		195	205	7063	7296		9443024	9820274		0.4575	0.3333
10406	Oilcakes & others	10	98	131	1545	2112	335580	1325527	1772091	0.0354	0.0642	0.0601
10501-5	Dairy products	38	29	48	10118	12760	19669531	51188040	65488560	2.0763	2.4799	2.2225
10506	Ice cream & other edible ice.	22	71	100	1461	1945	627300	3915131	4759016	0.0662	0.1897	0.1615
10611	Grain milling.	655	631	1144	15234	25278	11470460	38450718	61987271	1.2108	1.8628	2.1037
10612	Rice milling.	465	1281	1782	34746	46199	4736840	44767530	59854990	0.5000	2.1688	2.0313
10613	Vegetable milling	0	80	166	1225	2439		1403137	2592874	0.0000	0.0680	0.0880
10614	Cereal breakfast foods	3	2	2	228	228	147675	120588	120588	0.0156	0.0058	0.0041
10621&3	Starches and Glucose/ glucose syrup etc.	11	2	3	2142	2163	7487331	7964978	7972782	0.7904	0.3859	0.2706
10711	Bread & rolls	23	50	88	2696	5125	168817	2195718	3909706	0.0178	0.1064	0.1327
10712	Pastry, cakes, pies etc.	23	99	100	2159	2174	199657	1610559	1621684	0.0211	0.0780	0.0550
10713	Rusks, biscuits & bakery products	37	236	344	14011	16939	2367392	21295850	25559235	0.2499	1.0317	0.8674
10719	Others n.e.c.	4	175	275	2886	5277	302566	1860250	3370665	0.0319	0.0901	0.1144
10721	Sugar & sugar substitutes	72	63	82	43654	53133	35361634	52756277	63753267	3.7328	2.5558	2.1636
10732&3	Chocolate & sugar confectionery/Chewing gum	41	48	86	4147	5272	1327860	9302383	11447295	0.1402	0.4507	0.3885
10741	Pastas/ macaroni etc	2	14	16	302	324		165386	177434	0.0000	0.0080	0.0060
10792	Blending of tea & mate	13	10	13	1008	1592	3618114	8012096	14219115	0.3819	0.3882	0.4826
10794-9	Other food products n.e.c.	37	110	241	7859	15493	3355348	12867366	22009240	0.3542	0.6234	0.7469
10802	Prepared feeds for farm animals	50	118	184	14893	17227	6511511	32362568	37447597	0.6874	1.5678	1.2709
11010	Alcoholic beverages/ distilled spirits	2	1	1	36	36	68371	79262	79262	0.0072	0.0038	0.0027
11041	Non-alcoholic beverages	1	19	34	3596	5540	336093	7227647	10916455	0.0355	0.3502	0.3705
11042	Natural mineral waters/ bottled waters	13	32	54	826	4049	149197	792575	4050221	0.0157	0.0384	0.1375
11043	Soft drinks like lemonade, cola etc.	36	28	42	14579	15323	8511953	42657862	43662359	0.8985	2.0666	1.4818
12001&9	Tobacco products & substitutes etc.	21	14	28	3554	4433	20146474	49334979	61157834	2.1267	2.3901	2.0755
13112	Spinning of yarn or thread	682	486	828	237222	324332	134472289	193112415	264513219	14.1948	9.3556	8.9768
13120	Broad woven fabrics etc.	425	2892	4442	202249	275018	77004879	160898170	234861656	8.1286	7.7949	7.9705
13131	Bleaching & dyeing of fabrics	374	315	549	16326	51617	16199371	11786655	37389844	1.7100	0.5710	1.2689
13921	Madeup articles of any textile material	33	192	278	11710	19769	6763987	15580621	26352942	0.7140	0.7548	0.8943
13922&9	Made-up furnishing articles etc.	94	50	68	5128	6388	5625579	6002303	7421126	0.5938	0.2908	0.2519
13930	Floor coverings like carpets, rugs etc.	30	48	77	1518	2573	3816271	927801	1492699	0.4028	0.0449	0.0507
13941	Twine, cordage, rope etc.	3	9	19	352	1458	125830	228254	409675	0.0133	0.0111	0.0139
13942	Knotted netting of twine, cordage/ rope	19	1	1	171	171	558966	94009	94009	0.0590	0.0046	0.0032
13991-9	Other textiles n.e.c.	55	894	1241	16006	24820	1729535	9647588	15699205	0.1826	0.4674	0.5328
14101-5	Wearing apparel & accessories	669	1450	2146	149040	243070	51437214	112946253	210873238	5.4297	5.4718	7.1564
14109	Others n.e.c.	17	1	1	10	10	213414	2064	2064	0.0225	0.0001	0.0001
14200	Articles made of fur skins	11					13350			0.0014		
14301-2	Knitted or crocheted wearing apparel/hosiery etc.	202	120	224	17950	30335	12089032	15945576	27537070	1.2761	0.7725	0.9345
15111&9	Tanning/ dressing of hides & skins	145	193	346	8033	12716	3717912	7381953	11681764	0.3925	0.3576	0.3964
15121-2	Luggage, handbags etc.	24	23	52	2492	7367	874585	1762969	4642006	0.0923	0.0854	0.1575
15201&2	Footwear & parts of footwear etc.	59	439	752	27618	34493	4422497	19574645	24382185	0.4668	0.9483	0.8275
16101&2	Sawing & planning of wood	10	48	147	829	2178	151984	1462840	1950617	0.0160	0.0709	0.0662
16211	Veneer sheets	7	6	6	106	106	39161	288223	288223	0.0041	0.0140	0.0098
16212	Plywood/ veneer panel/ laminated sheets	66	32	50	922	1919	5529461	1409678	2553627	0.5837	0.0683	0.0867
16213	Particle board/ densified wood etc.	0	16	26	1415	2254		1993132	2621691	0.0000	0.0966	0.0890
16221	Wooden goods of construction industry	0	78	123	890	1671		428695	809469	0.0000	0.0208	0.0275
16231	Packing boxes, crates, drums of wood	3	102	182	1139	2381	3981	272449	570318	0.0004	0.0132	0.0194
16291&9	Wood products n.e.c	2	80	108	997	1354	1103	417990	565750	0.0001	0.0203	0.0192
17013&9	Paper & paperboard etc.	91	186	267	8923	11461	21929890	12633760	17788300	2.3149	0.6121	0.6037
17021-2	Corrugated paper/ paperboard containers	124	289	483	15483	23916	5635945	20410170	31451661	0.5949	0.9888	1.0674
17091-9	Other articles of paper&paperboard	20	17	37	1678	2471	179249	2751797	4364002	0.0189	0.1333	0.1481
18111	Printing of newspapers/ magazines	52	8	78	2477	4796	1265141	3189287	6774517	0.1335	0.1545	0.2299
18112	Printing of books, brochures, maps etc	11	126	172	3119	4333	278041	2308342	3162803	0.0293	0.1118	0.1073
18113	Printing of postage stamps, cheques etc	1	3	3	1759	1759	1272585	4919336	4919336	0.1343	0.2383	0.1669
18114	Printing of diaries & calendars etc	2	10	14	321	419	88160	240331	274607	0.0093	0.0116	0.0093
18115&9	Printing on textile, glass, metal, wood	1	124	151	4109	4701	7794	4435909	5000566	0.0008	0.2149	0.1697
18121	Binding of printed sheets	2	2	2	21	21	30790	8280	8280	0.0033	0.0004	0.0003
18123-4	Plate-making services/Preparation of plates & dies	0	2	2	51	51	0	110542	110542	0.0000	0.0054	0.0038
18202	Reproduction from master copies of records, compact d	1					142074			0.0150		
19201	Production of motor fuel/ kerosene etc.	8	7	8	4030	4711	42716477	136237327	164361491	4.5091	6.6002	5.5779
19202	Production of fuel, refinery gases	13					1659763			0.1752		
19203	Oil-based lubricating oils or greases	25	30	54	1377	2370	6883684	10346269	21040196	0.7266	0.5012	0.7140
19205	White spirit, vaseline, paraffin wax	0	1	1	300	300		77362	77362	0.0000	0.0037	0.0026
19207	Blending of bio fuels	0	6	6	60	60		21433	21433	0.0000	0.0010	0.0007
20111	Inorganic industrial/ medical gases	18	15	75	689	2859	950802	1866326	11821256	0.1004	0.0904	0.4012
20112	Dyes & pigments in basic form	12	34	41	2899	3113	2046473	8213504	8644356	0.2160	0.3979	0.2934
20113	Inorganic acids & bases	13	32	35	4545	4935	3807218	8527134	9174508	0.4019	0.4131	0.3114
20114	Chemical elements & other inorganic compounds	18	2	2	25	25	2100852	6870	6870	0.2218	0.0003	0.0002
20115	Basic organic chemicals	11	22	46	1974	7127	2237122	3683072	13750496	0.2361	0.1784	0.4666
20119	Others n.e.c.	0	4	20	327	608		2766770	4426186	0.0000	0.1340	0.1502
20121	Fertilizers	23	16	22	12602	13024	42079640	101448414	104722971	4.4419	4.9148	3.5540
20122	Nitrogen products	0	1	1	10	10		4539	4539	0.0000	0.0002	0.0002
20131	Plastics in primary forms	14	100	137	5517	6358	6342649	9484189	10943251	0.6695	0.4595	0.3714
20132	Synthetic rubber in primary forms	7					439764			0.0464		
20211	Insecticides/ fungicides/ herbicides	25	36	61	2847	4341	815109	7719026	10762145	0.0860	0.3740	0.3652
20219	Other agrochemical products n.e.c.	0	1	2	31	81		14239	37205	0.0000	0.0007	0.0013
20221	Paints & varnishes etc	38	86	123	5348	6320	4079108	14805852	21286737	0.4306	0.7173	0.7224
20225	Caulking compounds etc	0	2	2	55	55		19620	19620	0.0000	0.0010	0.0007
20227	Printing ink	0	6	8	281	450		242620	364620	0.0000	0.0118	0.0124
20232	Soap	92	90	139	3743	5945	5215459	10627312	22318552	0.5505	0.5149	0.7574
20234	Detergent, dish-washing preparation etc	0	18	19	1638	1665		7565658	7605187	0.0000	0.3665	0.2581
20235	Cleaning & polishing products	1	6	10	86	160	94289	89341	166216	0.0100	0.0043	0.0056

CMI 2015-16 Weights

Industry Code	Industry Major Groups & Industries	No of reporting establishments			Average daily persons engaged		Contribution to GDP at basic prices			Weights		
		CMI 2005-06	CMI 2015-16	CMI 2015-16 adjusted for Non-Response	CMI 2015-16	CMI 2015-16 adjusted for Non-Response	CMI 2005-06	CMI 2015-16	CMI 2015-16 (Adjusted for Non- Response)	CMI 2005-06	CMI 2015-16	CMI 2015-16 (Adjusted for Non-Response)
1	2	3	4	5	6	7	8	9	10	11	12	13
20236	Perfumes & toilet preparations	30	31	60	2557	5441	3533380	16046095	20024804	0.3730	0.7774	0.6796
20239	Others n.e.c.	0	1	1	14	14		3915	3915	0.0000	0.0002	0.0001
20291	Propellant powders/ explosives	2	20	29	798	913	311992	1670298	1830778	0.0329	0.0809	0.0621
20292	Gelatine/ glues & prepared adhesives	14	23	46	645	2728	355963	929956	4220299	0.0376	0.0451	0.1432
20293	Aromatic/ odoriferous/ distilled water products	1	1	1	35	35	15327	29744	29744	0.0016	0.0014	0.0010
20294	Photographic plates, films etc	0	1	3	55	478		32274	280490	0.0000	0.0016	0.0095
20298	Matches	0	18	24	1519	1918		696225	868665	0.0000	0.0337	0.0295
20299	Others n.e.c.	43	19	32	484	3108	18831672	270262	1715649	1.9879	0.0131	0.0582
20301	Synthetic or artificial filament tow	2	3	3	114	114	373723	285385	285385	0.0395	0.0138	0.0097
20303	Synthetic or artificial filament yarn	0	2	5	1417	1463		342248	393460	0.0000	0.0166	0.0134
21001	Medicinal active substances	252	351	535	63135	84575	32757859	110404395	149560510	3.4579	5.3487	5.0756
21003&9	Medicaments/ homeopathic preparations n.e.c.	42	58	73	6249	7505	1548073	7844454	9222483	0.1634	0.3800	0.3130
22111	Rubber tyres and tubes	17	16	22	5556	6749	2480986	6114015	7094334	0.2619	0.2962	0.2408
22191	Other products of rubber	28	75	107	1739	3494	287437	1581999	4311671	0.0303	0.0766	0.1463
22200	Plastic products for packing of goods	186	710	1072	26140	36222	7873645	33884123	47306703	0.8311	1.6416	1.6054
23101	Flat glass/ glass paving blocks	33	21	48	3769	5544	4397472	9879664	14468059	0.4642	0.4786	0.4910
23102	Glass mirror/ bottle/ drinking glass	2	13	17	573	774	17564	412094	720523	0.0019	0.0200	0.0245
23103	Pharmaceutical glassware etc.	7	6	9	253	363	221334	247156	357414	0.0234	0.0120	0.0121
23109	Others glass products n.e.c.	5	19	22	445	477	31951	405652	434822	0.0034	0.0197	0.0148
23912	Refractory ceramic goods	10	5	5	102	102	88168	21712	21712	0.0093	0.0011	0.0007
23921	Ceramic tiles, mosaic cubes etc.	4	3	4	2195	2237	819629	1521738	1544240	0.0865	0.0737	0.0524
23922	Non-refractory clay building materials	195	1806	10053	75899	376859	1303724	33137238	137907068	0.1376	1.6054	4.6801
23923	Ceramic sanitary fixtures	43	27	38	397	647	157853	190289	310624	0.0167	0.0092	0.0105
23931	Ceramic tableware & domestic articles	74	56	168	1548	4971	360632	1102955	3594948	0.0381	0.0534	0.1220
23932	Electrical fittings of ceramics etc.	4	1	2	481	495	527663	459473	472846	0.0557	0.0223	0.0160
23939	Other porcelain & ceramic products	0	2	5	40	101		12028	30371	0.0000	0.0006	0.0010
23941	Clinkers & hydraulic cement	31	19	21	22644	23403	50211684	132045873	136023987	5.3003	6.3971	4.6162
23943	Plasters of calcined gypsum/ sulphate	5	50	56	742	843		766155	804644	0.0000	0.0371	0.0273
23950	Precast concrete, Structural component	29	819	1088	13214	18343	818360	7000360	9612486	0.0864	0.3391	0.3262
23961	Cutting, shaping & finishing of stone	144	1082	1310	15108	18327	3365948	8119239	11065021	0.3553	0.3933	0.3755
23990	Other non-metallic mineral products	4	20	20	456	456	45101	390830	390830	0.0048	0.0189	0.0133
24100	Basic iron and steel	308	371	536	19266	26174	46697716	57173926	82276587	4.9294	2.7699	2.7922
24108	Welded tubes & pipes of steel	39	90	108	6643	7784	4309446	15439779	18187743	0.4549	0.7480	0.6172
24109	Others n.e.c.	0	5	18	107	328		250666	658704	0.0000	0.0121	0.0224
24200	Basic precious and other non-ferrous metals	4	78	108	1799	2434	156980	2620465	3567226	0.0166	0.1270	0.1211
24310	Casting of iron & steel	33	107	163	1622	2668	1338528	1572478	2568212	0.1413	0.0762	0.0872
24320	Casting of non-ferrous metals	45	5	10	50	113	2003959	15663	35398	0.2115	0.0008	0.0012
25110	Structural metal products	24	255	387	5003	6910	470918	7381184	9282232	0.0497	0.3576	0.3150
25120	Reservoirs, tanks & containers of metal	17	23	37	626	844	305651	417706	567223	0.0323	0.0202	0.0192
25123	Central heating boilers & radiators	0	1	2	10	23		3360	7728	0.0000	0.0002	0.0003
25130	Steam/ vapour generator, condenser and parts etc	3	8	9	380	400	0	355855	369345	0.0000	0.0172	0.0125
25200	Weapons and ammunition	13	37	38	1242	1377	136311	1226122	1289183	0.0144	0.0594	0.0438
25920	Treatment and coating of metals; machining	3	2	5	20	67	9126	4198	14157	0.0010	0.0002	0.0005
25931	Cutlery	19	209	245	3237	3710	1346704	1344666	1541153	0.1422	0.0651	0.0523
25932	Knives, hand tools, saw blades etc	2	61	133	4411	5434	26358	7309891	9090095	0.0028	0.3541	0.3085
25933	Padlocks, locks, keys, hinges etc	1	36	57	518	799	8075	266197	410601	0.0009	0.0129	0.0139
25934	Other tools of such nature n.e.c.	0	16	17	263	273		118747	123763	0.0000	0.0058	0.0042
25991	Cans, drums, buckets, boxes, tins etc	21	80	95	1615	2064	333262	1498303	1750192	0.0352	0.0726	0.0594
25992	Uninsulated or insulated metal cable	30	1	4	11	92	4751929	1720	14385	0.5016	0.0001	0.0005
25993	Nails, bolts, screws, nuts, chains etc.	11	91	118	1175	1493	356869	818646	1040203	0.0377	0.0397	0.0353
25994	Metal household articles	51	197	307	2792	4987	176504	1948713	4590735	0.0186	0.0944	0.1558
25995	Metal goods for office use	0	48	48	1265	1265		550918	550918	0.0000	0.0267	0.0187
25996	Safes, strongboxes, armoured doors etc.	0	68	85	789	976		396130	490016	0.0000	0.0192	0.0166
25997&9	Various metal articles	3	112	188	2175	4040	30811	2421453	3551215	0.0033	0.1173	0.1205
26101&9	Capacitors, resistors, microprocessors etc.	4	5	8	590	652	102870	463443	494293	0.0109	0.0225	0.0168
26300	Communication equipment	13	4	7	1112	1406	2425751	2084957	2623374	0.2561	0.1010	0.0890
26400	Consumer electronics	4	6	8	588	1297	976678	942554	1399784	0.1031	0.0457	0.0475
26510	Measuring, testing, navigating and control equipment	11	8	9	1672	1757	2592742	682251	694658	0.2737	0.0331	0.0236
26521	Watches & clocks	3	3	4	35	62	7193	19093	33822	0.0008	0.0009	0.0011
26602	Electro medical/therapeutic equipment	0	1	1	10	10		61883	61883	0.0000	0.0030	0.0021
26705	Film cameras & digital cameras	2					33395			0.0035		
26801	Audio & video tapes/ cassettes	0	1	1	100	100		44200	44200	0.0000	0.0021	0.0015
27100	Electric/motors/generators/transformers	38	100	148	11984	15687	8353556	13964819	16787315	0.8818	0.6765	0.5697
27203	Lead acid/ lithium/ dry/ wet batteries	10	14	24	1480	4127	1287549	5595598	15004283	0.1359	0.2711	0.5092
27310	Fibre optic cable for data transmission etc.	0	1	1	15	15		3096	3096	0.0000	0.0001	0.0001
27320	Insulated wire & cable	22	73	119	4443	6395	5975457	6674204	9784547	0.6308	0.3233	0.3321
27400	Lamps, bulbs, ch&eliers,lanterns etc.	10	31	43	1287	2120	715471	597612	750856	0.0755	0.0290	0.0255
27501	Domestic electric appliances	159	226	357	8617	12595	4729373	8719538	11307216	0.4992	0.4224	0.3837
27502	Domestic electrothermic appliances	0	6	6	634	634		124711	124711	0.0000	0.0060	0.0042
27503	Domestic non-electric cooking equipment	13	35	46	684	819	42498	307238	368232	0.0045	0.0149	0.0125
27901	Battery chargers & electrical bells etc	2	4	4	67	67	27362	64085	64085	0.0029	0.0031	0.0022
27903	Appliance cords, extension cords, etc.	11					272082			0.0287		
27909	Others n.e.c.	0	8	20	230	393		87217	147314	0.0000	0.0042	0.0050
28111	Internal combustion piston engines etc.	16					263960			0.0279		
28112	Turbines & parts etc	1	2	5	21	52	127018	9385	23239	0.0134	0.0005	0.0008
28131	Air or vacuum pumps/ compressors	8	2	2	560	560	59259	548391	548391	0.0063	0.0266	0.0186
28132	Pumps for liquids	9	82	112	2272	3593	439083	3562765	6947668	0.0463	0.1726	0.2358
28133	Pumps for engines/ motor vehicle pumps	0	9	11	112	139		110934	133097	0.0000	0.0054	0.0045
28134	Industrial taps/ valves & h& pump etc	9	11	39	139	531	226930	253990	393958	0.0240	0.0123	0.0134
28141	Ball & roller bearings & parts	6					468257			0.0494		
28143	Gears, pulleys & transmission chain etc	0	1	6	10	109		2091	22792	0.0000	0.0001	0.0008
28151	Electrical &furnaces, ovens, incinerators,burners etc.	8	1	1	10	10	191874	5505	5505	0.0203	0.0003	0.0002
28161	Lifting, handling, loading machinery	2	39	39	443	443	13091	510488	510488	0.0014	0.0247	0.0173
28190	Other general-purpose machinery	99	80	169	2281	7381	1727711	1497300	4724778	0.1824	0.0725	0.1603
28210	Agricultural and forestry machinery	111	285	349	6479	7429	6216991	11373752	12611044	0.6563	0.5510	0.4280
28220	Metal-forming machinery and machine tools	9	28	34	467	529	1472787	317813	336413	0.1555	0.0154	0.0114
28231	Machines for handling hot metal	1					107008			0.0113		

CMI 2015-16 Weights

Industry Code	Industry Major Groups & Industries	No of reporting establishments			Average daily persons engaged		Contribution to GDP at basic prices			Weights		
		CMI 2005-06	CMI 2015-16	CMI 2015-16 adjusted for Non-Response	CMI 2015-16	CMI 2015-16 adjusted for Non-Response	CMI 2005-06	CMI 2015-16	CMI 2015-16 (Adjusted for Non- Response)	CMI 2005-06	CMI 2015-16	CMI 2015-16 (Adjusted for Non-Response)
1	2	3	4	5	6	7	8	9	10	11	12	13
28240	Machinery for mining, quarrying and construction	11	9	13	252	299	26503	224517	259583	0.0028	0.0109	0.0088
28250	Machinery for food, beverage and tobacco processing	13	27	29	1349	1371	1843004	1347651	1359564	0.1945	0.0653	0.0461
28260	Machinery for textile, apparel and leather production	18	45	63	701	2173	839803	471641	1319175	0.0886	0.0228	0.0448
28290	Other special-purpose machinery	6	3	3	35	35	48412	27036	27036	0.0051	0.0013	0.0009
28290	Rubber & plastic products machinery	4	2	2	20	20	34430	17028	17028	0.0036	0.0008	0.0006
29100	Motor vehicles	22	25	26	8731	8771	33440308	46677379	46900420	3.5299	2.2613	1.5917
29201	Bodies for motor vehicles	3	3	13	39	178	90719	14779	67453	0.0096	0.0007	0.0023
29202	Trailers & semi-trailers	2	101	108	1285	1369	123162	655344	698136	0.0130	0.0317	0.0237
29300	Parts & accessories for motor vehicles	226	388	637	23800	35594	8156614	27688662	44330268	0.8610	1.3414	1.5044
30112	Building of commercial vessels	3					324035			0.0342		
30200	Rail locomotives & mining rail cars	1	1	1	504	504	-357593	26783	26783	-0.0377	0.0013	0.0009
30301	Airplanes for the transport of goods or passengers	1					4276444			0.4514		
30910	Motorcycles & parts & accessories for motorcycles	41	125	169	7130	9704	6103604	15447853	21791820	0.6443	0.7484	0.7395
30920	Bicycles and invalid carriages	15	10	11	180	195	805269	214709	233125	0.0850	0.0104	0.0079
31001	Furniture & fixtures.	60	1154	1462	17235	22700	490981	11376952	19991339	0.0518	0.5512	0.6784
32113	Jewellery and related articles	1	25	27	1219	1247	151	867187	896215	0.0000	0.0420	0.0304
32121	Costume or imitation jewellery.	2	14	36	348	710		176053	360474	0.0000	0.0085	0.0122
32201	Musical instruments	4	9	10	158	169	20611	52254	55872	0.0022	0.0025	0.0019
32300	Sports goods	157	296	382	18984	28590	11289174	11863830	17505381	1.1917	0.5748	0.5941
32401	Dolls, toy animals etc.	1	10	13	222	294	119624	91935	122003	0.0126	0.0045	0.0041
32500	Medical and dental instruments	336	697	906	16167	24987	4799883	8646866	16289450	0.5067	0.4189	0.5528
32900	Other manufacturing n.e.c.	45	36	56	1734	2450	1537023	3504165	4680741	0.1622	0.1698	0.1588
ALL INDUSTRIES		**8,680**	**23,712**	**42,578**	**1,448,308**	**2,340,966**	**947,333,018**	**2,064,143,990**	**2,946,644,355**	**100**	**100**	**100**